ROOM FINISH SCHEDULE										
ROOM NUMBER	ROOM NAME	FLOOR	BASE	WALLS				CEILING	REMARKS	PROJECT REVISION
				NORTH	EAST	SOUTH	WEST			
O101	SHOP ANNEX ENTRY	EPY-2	RB-1	P-1b	P-1b	P-1b	P-1b	EXP	1, 2	
O102	SHOP ANNEX	EPY-2	RB-1	P-1h	P-1h	P-1h	P-1h	EXP	2	
O103	M TLT	PFT-3	MTB-1	PWT-1	PWT-1	PWT-1	PWT-1	P-8e	3, 4	
O104	W TLT	PFT-3	MTB-1	PWT-1	PWT-1	PWT-1	PWT-1	P-8e	3, 4	
O105	JAN	CONCS-1	RB-1	P-1e	P-1e	P-1e	P-1e	EXP	2	
O106	COMM	CONCS-2	RB-1	P-1b	P-1b	P-1b	P-1b	EXP	2	
O107	OFFICE	SVT-1	RB-1	P-1b	P-1b	P-1b	P-1b	ACT-1		
O108	ELEC	CONCS-1	RB-1	P-1e	P-1e	P-1e	P-1e	EXP	2	
O109	MECH	CONCS-1	RB-1	P-1e	P-1e	P-1e	P-1e	EXP	2	
O111	OSF	EPY-2	RB-1	P-1h	P-1h	P-1h	P-1h	EXP	2	

FLOOR FINISH IDENTIFICATION									
FINISH CODE	MATERIAL	MANUFACTURER	MANUFACTURER NO.	PATTERN	COLOR	SIZE	GROUT	REMARKS	PROJECT REVISION
CONCS-1	SEALED CONCRETE	SHERWIN WILLIAMS	B90	ARMORSEAL TREAD PLEX	SW 7044 AMAZING GRAY	--	--	SLIP RESISTANT COATING	
CONCS-2	SEALED CONCRETE	SHERWIN WILLIAMS	--	RESUPRIME 3579, RESUFLOR 3725	SW 7044 AMAZING GRAY	--	--	SLIP RESISTANT COATING	
EPY-2	EPOXY RESINOUS FLOOR	STONHARD	--	PRIMER-GS-GS4-PA7-PA7	SILVER GRAY	1/4" THICK	--	5 COAT SYSTEM	
PFT-3	PORCELAIN FLOOR TILE	CAESAR CERAMICS USA	--	STYLE	ELEGANT	2"X2" MOSAICS, SHEET SIZE 12" X 12"	GRT-3		
SVT-1	SOLID VINYL TILE	JOHNSONITE TARKETT	--	ARIA 3.0	GYPSY MOTH 0655	24" X 24"	--	INSTALL ASHLAR PATTERN	

BASE FINISH IDENTIFICATION								
FINISH CODE	MATERIAL	MANUFACTURER	MANUFACTURER NO.	PATTERN	COLOR	SIZE	REMARKS	PROJECT REVISION
MTB-1	METAL BASE TRIM	SCHLUTER	--	DILEX-AHK 1S 100AE	ANODIZED ALUMINUM	3/8" RADIUS	INSTALL BETWEEN WALL TILE TO FLOOR TILE TRANSITION, INCLUDE INSIDE AND OUTSIDE CORNER TRIM	
RB-1	RUBBER BASE	JOHNSONITE TARKETT	TSB-636	COVE	BURNT UMBER	6"		

WALL FINISH IDENTIFICATION									
FINISH CODE	MATERIAL	MANUFACTURER	MANUFACTURER NO.	PATTERN	COLOR	SIZE	GROUT	REMARKS	PROJECT REVISION
P-1b	PAINT	SHERWIN WILLIAMS	SW 7648	EGG SHELL	BIG CHILL	--	--	--	
P-1e	PAINT	SHERWIN WILLIAMS	SW 7648	EPOXY	BIG CHILL	--	--	--	
P-1h	PAINT	SHERWIN WILLIAMS	SW 7648	EGG SHELL, PRO MAR 200 HP, B20-1900 SEREIES	BIG CHILL	--	--	HIGH PERFORMANCE PAINT	
PWT-1	PORCELAIN WALL TILE	CAESAR CERAMICS USA	--	RUN	SALT	12 X 24	GRT-1	INSTALL ASHLAR TILE WITH 1/3 OFFSET	

CEILING FINISH IDENTIFICATION									
FINISH CODE	MATERIAL	MANUFACTURER	MANUFACTURER NO.	PATTERN	COLOR	SIZE	GRIID	REMARKS	PROJECT REVISION
ACT-1	ACOUSTICAL CEILING TILE	ARMSTRONG	2846	CALLA HIGH NRC	WHITE	24" x 24" X 1-3 /4"THICK	15 /16" PRELUDE XL WHITE	--	
P-8e	PAINT	SHERWIN WILLIAMS	SW 7007	EPOXY	CEILING BRIGHT WHITE	--	--	--	
P-8h	PAINT	SHERWIN WILLIAMS	SW 7007	FLAT, DURATION HOME, A96 SERIES	CEILING BRIGHT WHITE	--	--	EXPOSED PIPES, CABLES, AND DUCTS	

MISCELLANEOUS FINISH IDENTIFICATION								
FINISH CODE	MATERIAL	MANUFACTURER	MANUFACTURER NO.	PATTERN	COLOR	SIZE	ID FINISH REMARKS	PROJECT REVISION
CG-2	CORNER GUARD	CS GROUP	CO-8	CO SERIES, SURFACE MOUNT	304 STAINLESS STEEL, #4 SATIN FINISH	2"W x 2"W x 84"H	OUTSIDE CORNER LOCATIONS, INSTALL ABOVE WALL BASE	
GRT-1	GROUT, EPOXY	MAPEI	14	--	BISCUIT	--	WALL TILE GROUT	
GRT-3	GROUT, EPOXY	MAPEI	27	--	SILVER	--	FLOOR TILE GROUT	
P-3d	PAINT	SHERWIN WILLIAMS	SW 7660	SEMIGLOSS FINISH	EARL GREY	--	STEEL DOOR INTERIOR PAINT	
SSM-5	SOLID SURFACE MATERIAL	CORIAN	--	--	RAIN STREAK	48"W X 96"H X 1/2" THICK	INSTALL AT WATER FOUNTAIN WALL ABOVE WALL BASE, OUTSIDE TRIM,TR-2	
SST-2	STAINLESS STEEL	INPRO CORPORATION	--	STANDARD STAINLESS STEEL, 18 GAUGE, TYPE 304	STAINLESS STEEL, SATIN FINISH	48"W X 120"L PANEL	JANITOR AND SHOP SINK WALL WAINSCOT, TRIMMED TO SIZES IN FINISH PLANS	
TR-1	METAL EDGE TRIM	SCHLUTER	RO 100 E	RONDEC	STAINLESS STEEL 304	3/8"H	OUTSIDE CORNER PORCELAIN TILE TRIM	
TR-2	METAL EDGE TRIM	SCHLUTER	JOLLY A 125 AT	JOLLY	SATIN ANODIZED ALUMINUM	1 /2"H	SOLID SURFACE PANEL FINISHING EDGE TRIM	
TR-7	METAL EDGE TRIM	SCHLUTER	DILEX-AHK	--	ANODIZED ALUMINUM	RADIUS SIZED TO WALL TILE	INSIDE CORNER PORCELAIN TILE TRIM, VERIFY SIZE IN FIELD	
TS-1	TRANSITION STRIP	CORIAN	--	--	NEUTRAL AGGREGATE	--	TRANSITION FROM PORCELAIN FLOOR TILE TO EPOXY FLOOR, REFER TO SPEC SECTION 066116	
TS-5	TRANSITION STRIP	TARKETT	ME001	METAL EDGE	00179 STEEL	--	TRANSITION FROM RESILIENT FLOOR TO EPOXY FLOOR, EPY-2	

NOTES:

SHEET NOTES:

A FINISH SCHEDULE FOLLOWS SHEET NORTH.

B REFER TO REFLECTED CEILING PLAN SHEET OAE111 FOR CEILING HEIGHTS AND DESIGN COORDINATION.

C COLOR DESIGNATIONS SHALL BE AS INDICATED IN SHEET OAF601 FOR FINISH IDENTIFICATION SCHEDULES.

D REFER TO WALL FINISH PLANS SHEETS OIN111 FOR ROOMS WITH MULTIPLE WALL FINISHES LISTED.

E INTERIOR DOOR FRAMES AND INTERIOR WINDOW FRAMES SHALL MATCH ADJACENT WALL, UNLESS NOTED OTHERWISE.

F FLOOR TRANSITIONS BETWEEN ROOMS TO BE AT CENTERLINE OF DOOR UNLESS NOTED OTHERWISE

G FINISHES INDICATED ARE THE APPROVED BASIS OF DESIGN TO CONVEY COLOR, PATTERN, TEXTURE AND SALIENT CHARACTERISTICS ONLY. THE LISTING OF MANUFACTURER INFORMATION IS NOT INTENDED TO LIMIT THE SELECTION OF PRODUCTS PROVIDED BY OTHER MANUFACTURERS. PRODUCT SUBSTITUTIONS MEETING THESE CRITERIA WILL BE CONSIDERED AND MUST BE REVIEWEED BY THE INTERIOR DESIGNER AND APPROVED BY THE CONTRACTING OFFICER.

H PAINT WALL BEHIND CORNER GUARDS AS SCHEDULED IN FINISH SCHEDULE.

I CHANGES IN LEVEL OF 1/4" HIGH MAX SHALL BE PERMITTED TO BE VERTICAL. CHANGES IN LEVEL BETWEEN 1/4" HIGH MINIMUM AND 1/2" HIGH MAXIMUM SHALL BE BEVELED WITH A SLOPE NO STEEPER THAN 1:2.

FINISH REMARKS

1 REFER TO FINISH PLAN SHEET OIN111 FOR WM-1 LOCATION.
2 PAINT ALL EXPOSED STRUCTURE, PIPE, CABLES AND DUCTS, P-8h.
3 PORCELAIN FLOOR TILE, INSTALL IN ASHLAR PATTERN WITH 1/3 OFFSET.
4 TR-1 METAL EDGE TRIM FOR OUTSIDE CORNERS, TR-7 METAL EDGE TRIM FOR INSIDE CORNERS.

FINISH ABBREVIATIONS

ACT	ACOUSTICAL CEILING TILE
CG	CORNER GUARD
CONCS	SEALED CONCRETE
EPY	EPOXY RESINOUS FLOOR
EXP	EXPOSED CEILING
GRT	GROUT
MTB	METAL BASE TRIM
P	PAINT
P-b	EGGSHELL
P-d	SEMIGLOSS
P-e	EPOXY
P-h	HIGH PERFORMANCE PAINT
PFT	PORCELAIN FLOOR TILE
PWT	PORCELAIN WALL TILE
RB	RUBBER BASE
SSM	SOLID SURFACE MATERIAL
SST	STAINLESS STEEL
SVT	SOLID VINYL TILE
TR	EDGE TRIM
TS	TRANSITION STRIP
WM	WALK-OFF MAT

NOTE:
IF THIS DRAWING IS LESS THAN 34" X 22"
IT IS A REDUCED SIZE DRAWING

SYM	DESCRIPTION	DATE	APPR
1	MOD P00005	05/2023	
2	MOD P00006 AND MOD P00007	10/2025	

NAVFAC

STATE OF FLORIDA
CYNTHIA McMILLAN ELKINS
NO. 3433
LICENSED INTERIOR DESIGNER
01/13/25
SEAL

BAMFORTH
ARCHITECTURE INTERIOR DESIGN

AE INFO

APPROVED
FOR COMMANDER NAVFAC 11/21/2022

ACTIVITY Approved by J. Scott Roberts, Asset Management Branch Head & Supervisory Facility Planner, PWD Beaufort, SC via email.

SATISFACTORY TO DATE 12/15/2022

DES KLB	DRW JKW	CHK KLB	
PMDM		KTB / RLH	
BRANCH MANAGER		CGM	
CHIEF ENG/ARCH		EJA	
FP ENGINEER		DSN	

DEPARTMENT OF THE NAVY
DC CODE
NAVAL FACILITIES ENGINEERING SYSTEMS COMMAND ~ MID-ATLANTIC
NORFOLK, VA
MCAS BEAUFORT
BEAUFORT, SC
P-475 AIRCRAFT MAINTENANCE HANGAR - VOLUME 3 (OSF OPTION)
FINISH SCHEDULE AND FINISH IDENTIFICATION

SCALE:
EPROJECT NO.: 1363603
CONSTR. CONTR. NO.
NAVFAC DRAWING NO. 12860170
SHEET 969 OF 1412
OAF601

DRAWFORM REVISION: 26 AUGUST 2020

Autodesk Docs://2042 MFAF 502 755 Maintenance Hangar/2042 F755 Maint Hangar_OSF Shop Annex.rvt
1/14/2025 4:22:38 PM



A1 OSF / SHOP ANNEX - SIGNAGE FLOOR PLAN - GROUND FLOOR - SECTOR A

1/8" = 1'-0"

NOTES:

SHEET NOTES:

A REFER TO SHEETS OAG501 AND OAG502 FOR SIGN ELEVATIONS AND MOUNTING HEIGHTS.

B LOCAL FIRE MARSHALL TO VERIFY SIGN TYPE E1 FIRE EVACUATION MAP SIGN, LOCATIONS AND FINAL QUANTITY WITH SIGN CONTRACTOR.

C REFER TO MESSAGE SCHEDULE ON SHEET OAG601 FOR SIGN MESSAGE SCHEDULES.

D ANY SIGNS PLACED ON GLASS SHALL HAVE CLEAR ANODIZED ALUMINUM BACKING PLATE.

KEY NOTES (00)

1 NO MESSAGE SCHEDULE, EXTERIOR BUILDING NUMBER, REFER TO BUILDING ELEVATION C1/OAE201 FOR SIGNAGE LOCATION AND DETAIL C4/OAG502 FOR SIGN INFORMATION.

INTERIOR SIGN TYPES

A1	ROOM IDENTIFICATION WITH PAPER INSERT
A2	PERMANENT ROOM IDENTIFICATION
A4	ACCESSIBLE RESTROOM IDENTIFICATION
B2	EXIT SIGN
E1	FIRE EVACUATION MAP HOLDER
XBA	EXTERIOR BUILDING NUMBER, REFER TO SIGNAGE ELEVATION SHEET OAG502
XBC	EXTERIOR WALL MOUNTED ENTRANCE
XBD	NO SMOKING

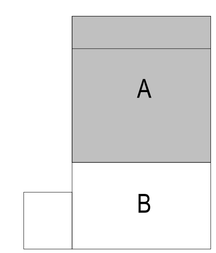

KEYPLAN

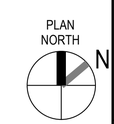

0 5' 10' 20' 30'

1/8" = 1'-0" GRAPHIC SCALE

NOTE:
IF THIS DRAWING IS LESS THAN 34" X 22"
IT IS A REDUCED SIZE DRAWING

STM	DESCRIPTION	DATE	APPR
1	MOD P00005	05/2023	
2	MOD P00006 AND MOD P00007	10/2025	

NAVFAC

STATE OF FLORIDA
CYNTHIA McMILLAN ELKINS
NO. 3433
LICENSED INTERIOR DESIGNER
01/13/25
SEAL

BAMFORTH
ARCHITECTURE | INTERIOR DESIGN

AE INFO

APPROVED

FOR COMMANDER NAVFAC

ACTIVITY
Approved by J. Scott Roberts,
Asset Management Branch Head &
Supervisory Facility Planner, PWD
Beaufort, SC via email.

SATISFACTORY TO DATE	12/15/2022
DES KLB	DRW JKW CHK KLB
PMDM	KTB / RLH
BRANCH MANAGER	CGM
CHIEF ENG/ARCH	EJA
FP ENGINEER	DSN

DEPARTMENT OF THE NAVY
NAVAL FACILITIES ENGINEERING SYSTEMS COMMAND
NAVAL FACILITIES ENGINEERING SYSTEMS COMMAND ~ MID-ATLANTIC
NORFOLK, VA
DC CODE:
MCAS BEAUFORT
BEAUFORT, SC
P-475 AIRCRAFT MAINTENANCE HANGAR - VOLUME 3 (OSF OPTION)
OSF / SHOP ANNEX - INTERIOR SIGNAGE - GROUND FLOOR - SECTOR A

SCALE:	1/8" = 1'-0"
EPROJECT NO.:	1363603
CONSTR. CONTR. NO.	
NAVFAC DRAWING NO.	12860171
SHEET	970 OF 1412

OAG101A

DRAWFORM REVISION: 25 AUGUST 2020

Autodesk Docs://20043 MFA/T 1020 F35 Maintenance Hangar/20043 F35 Maint Hangar_OSF Shop Annex.rvt
11/4/2025 4:23:40 PM

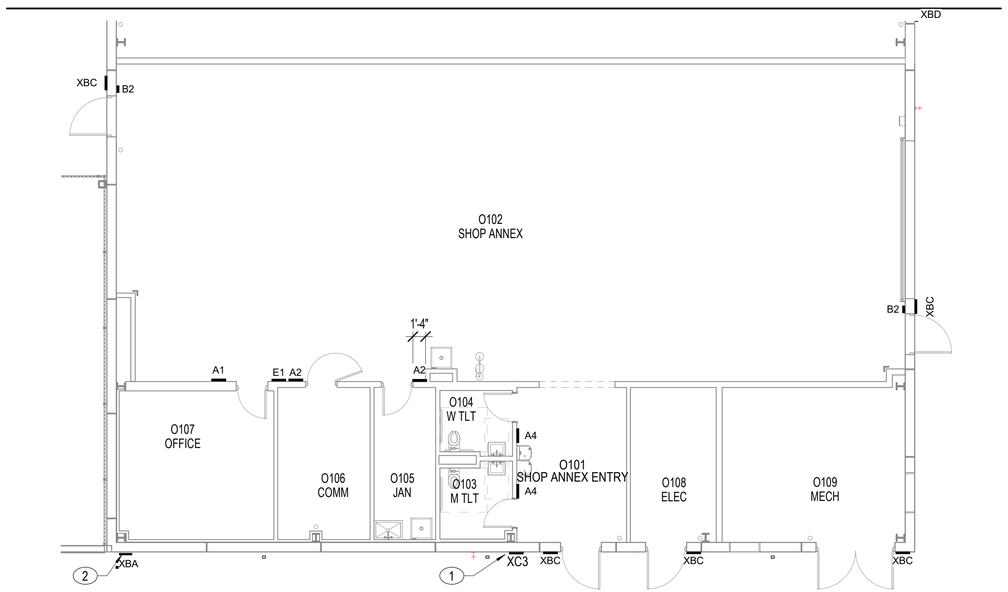

A1 OSF / SHOP ANNEX - SIGNAGE FLOOR PLAN - GROUND FLOOR - SECTOR B

1/8" = 1'-0"

NOTES:

SHEET NOTES:

A REFER TO SHEETS OAG501 AND OAG502 FOR SIGN ELEVATIONS AND MOUNTING HEIGHTS.

B LOCAL FIRE MARSHALL TO VERIFY SIGN TYPE E1 FIRE EVACUATION MAP SIGN, LOCATIONS AND FINAL QUANTITY WITH SIGN CONTRACTOR.

C REFER TO MESSAGE SCHEDULE ON SHEET OAG601 FOR SIGN MESSAGE SCHEDULES.

D ANY SIGNS PLACED ON GLASS SHALL HAVE CLEAR ANODIZED ALUMINUM BACKING PLATE.

KEY NOTES (00)

1 NO MESSAGE SCHEDULE, EXTERIOR LOGO, REFER TO BUILDING ELEVATION B1/OAE202 FOR SIGNAGE LOCATION AND DETAIL A2/OAG502 FOR SIGN INFORMATION.

2 NO MESSAGE SCHEDULE, EXTERIOR BUILDING NUMBER, REFER TO BUILDING ELEVATION B1/OAE202 FOR SIGNAGE LOCATION AND DETAIL C4/OAG502 FOR SIGN INFORMATION.

INTERIOR SIGN TYPES

A1 ROOM IDENTIFICATION WITH PAPER INSERT
A2 PERMANENT ROOM IDENTIFICATION
A4 ACCESSIBLE RESTROOM IDENTIFICATION
B2 EXIT SIGN
E1 FIRE EVACUATION MAP HOLDER
XBA EXTERIOR BUILDING NUMBER, REFER TO SIGNAGE ELEVATION SHEET OAG502
XBC EXTERIOR WALL MOUNTED ENTRANCE
XBD NO SMOKING

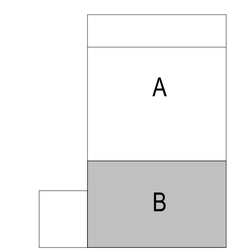

KEYPLAN

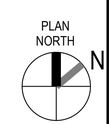

0 ½" 1" 2" 3" 4"

1'-0" = 1'-0" GRAPHIC SCALE

NOTE:
IF THIS DRAWING IS LESS THAN 34" X 22"
IT IS A REDUCED SIZE DRAWING

SYM	DESCRIPTION	DATE	APPR
1	MOD P00005	05/2023	
2	MOD P00006 AND MOD P00007	10/2025	

NAVFAC

STATE OF FLORIDA
CYNTHIA McMILLAN ELLIS
NO. 3433
01/13/25
LICENSED INTERIOR DESIGNER
SEAL

BAMFORTH
CONSULTING ENGINEERS
AE INFO

APPROVED
FOR COMMANDER NAVFAC

ACTIVITY
Approved by J. Scott Roberts, Asset Management Branch Head & Supervisory Facility Planner, PWD Beaufort, SC via email.

SATISFACTORY TO DATE 12/15/2022

DES	KLB	DRW	JKW	CHK	KLB
PMDM	KTB / RLH				
BRANCH MANAGER	CGM				
CHIEF ENGIARCH	EJA				
FP ENGINEER	DSN				

DEPARTMENT OF THE NAVY
NAVAL FACILITIES ENGINEERING SYSTEMS COMMAND
DC CODE:
MCAS BEAUFORT

NAVAL FACILITIES ENGINEERING SYSTEMS COMMAND ~ MID-ATLANTIC
NORFOLK, VA

BEAUFORT, SC
P-475 AIRCRAFT MAINTENANCE HANGAR - VOLUME 3 (OSF OPTION)

OSF / SHOP ANNEX - INTERIOR SIGNAGE - GROUND FLOOR - SECTOR B

SCALE: 1/8" = 1'-0"
EPROJECT NO.: 1363603
CONSTR. CONTR. NO.
NAVFAC DRAWING NO. 12860172
SHEET 971 OF 1412

OAG101B

DRAWFORM REVISION 25 AUGUST 2020

Autodesk Docs://20042 MFAT 302 F50 Maintenance Hangar/20042 F50 Main Hangar_OSF Shop Annex.rvt
11/4/2025 4:22:41 PM

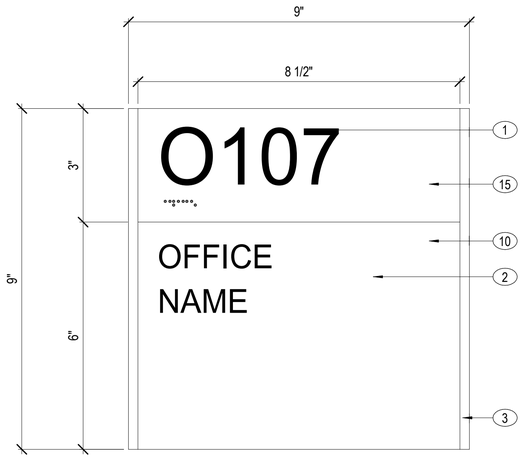

C1 A1- ROOM IDENTIFICATION WITH PAPER INSERT
6" = 1'-0" OAG101B

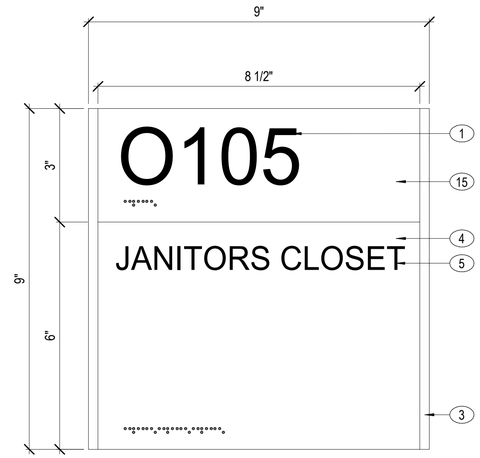

C2 A2- PERMANENT ROOM IDENTIFICATION
6" = 1'-0" OAG101B

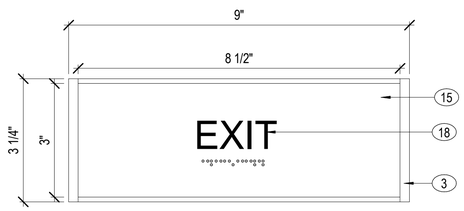

B1 B2 - EXIT SIGN
6" = 1'-0"

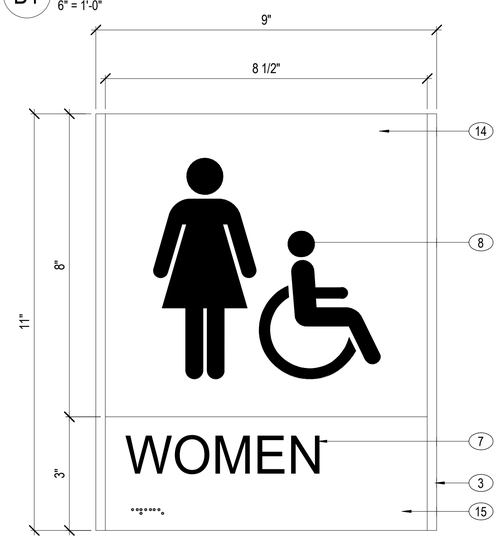

A1 A4-ACCESSIBLE RESTROOM IDENTIFICATION
6" = 1'-0" OAG101B

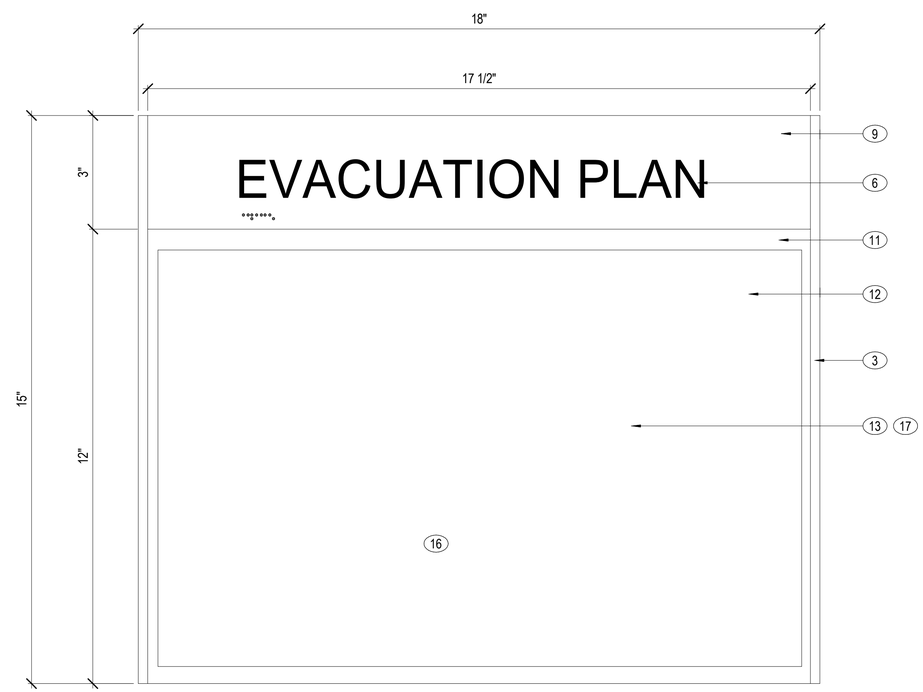

A2 E1- FIRE EVACUATION MAP HOLDER
6" = 1'-0" OAG101B

NOTES:

SHEET NOTES:

A REFER TO SHEETS OAG101A AND OAG101B FOR INTERIOR SIGN LOCATIONS.
B SIGN FABRICATOR TO FIELD VERIFY EXISTING CONDITIONS AND DIMENSIONS PRIOR TO FABRICATION.
C CHARACTERS, LETTERS, AND NUMBERS TO BE TACTILE RAISED, 1/32" OF CONTRASTING COLOR AND ACCOMPANIED BY GRADE 2 BRAILLE, UNLESS NOTED OTHERWISE.
D ALL FASTENERS TO BE CONCEALED AND VANDAL RESISTANT.
E ALL EDGES TO BE FINISHED AND PAINTED.
F SIGN FABRICATOR TO VERIFY THE MESSAGE SCHEDULE WITH THE CONTRACTING OFFICER PRIOR TO FABRICATION.
G REFER TO SHEETS OAG501 AND OAG502 FOR SIGN ELEVATIONS AND MOUNTING HEIGHTS.
H SIGN FABRICATOR TO PROVIDE BASE FACILIITIES DEPARTMENT WITH COMPLETE TEMPLATE LAYOUT FOR EACH SIGN TYPE, TO BE USED FOR FUTURE INSERT UPDATES.
I REFER TO MESSAGE SCHEDULE ON SHEET OAG601 FOR SIGN MESSAGE SCHEDULES.
J TEXT ON SIGN ELEVATIONS IS FOR EXAMPLE ONLY.
K INTERIOR SIGN CHARACTERS, LETTERS, AND NUMBERS WILL BE HELVETICA NEUE 55 ROMAN. SENTENCE CASE/CAPITALIZATION AS INDICATED ON THE DRAWINGS, UNLESS NOTED OTHERWISE.
L REFER TO SHEET OAG502 FOR SIGN SYMBOL LEGEND.
M REFER TO 10 14.00.10 AND 10 14.00.20 FOR INTERIOR AND EXTERIOR SIGNAGE SPECIFICATIONS
N REFER TO 2/90 SLIDE MODULAR SIGNS FOR BASIS OF DESIGN OF INTERIOR SIGNS.

KEY NOTES (00)

1 1-1/2" TACTILE ROOM NUMBER HELVETICA NEUE 55 ROMAN, COLOR: 708 SOFT WHITE
2 PRINTED WHITE PAPER INSERT WITH SOLID BACK PANEL, COLOR: 708 SOFT WHITE
3 REMOVABLE ENDCAPS, ANODIZED ALUMINUM, SQUARE PROFILE
4 TACTILE POLYMER INSERTS .080" WITH RAISED COPY/ADA BRAILLE ETCHED TO .032", BACKGROUND PAINTED ACRYLIC LACQUER COLOR: 708 SOFT WHITE
5 5/8" TEXT HELVETICA NEUE 55 ROMAN, COLOR: 704 MATTE BLACK
6 1" TEXT, FONT HELVETICA NEUE 55 ROMAN, COLOR:: 708 SOFT WHITE
7 1" TACTILE ROOM DESCRIPTION WITH BRAILLE HELVETICA NEUE 55 ROMAN, COLOR: 708 SOFT WHITE
8 6" FIELD FOR PICTOGRAM, COLOR: 704 MATTE BLACK
9 TACTILE PHOTOPOLYMER INSERT, .080" WITH RAISED COPY, ETCHED TO BACKGROUND PAINTED ACYRLIC LACQUER COLOR: 156 BRONZE
10 REMOVABLE 0.060" NON-GLARE CLEAR ACRYLIC WINDOW BONDED TO .030" ABS PLASTIC
11 12"H x 18"W WINDOW FRAME COLOR: BRONZE 156
12 CLEAR LENS PROTECTIVE OUTER INSERT, NON-GLARE PETG.
13 11"x17" DIGITAL OUTPUT GRAPHIC SUB-INSERT, MAP ART TO BE CREATED BY SIGNAGE CONTRACTOR.
14 ACRYLIC SIGN PANEL WITH DIRECT PAINT GRAPHICS. BACKGROUND PAINTED ACRYLIC LACQUER COLOR: 708 SOFT WHITE
15 TACTILE PHOTOPOLYMER INSERTS .080" WITH RAISED COPY/ADA BRAILLE ETCHED TO .032", BACKGROUND PAINTED ACRYLIC LACQUER COLOR: 156 BRONZE
16 REPLACEABLE EVACUATION MAP
17 FIRE EVACUATION MAP TO BE VERIFIED BY LOCAL FIRE MARSHALL BEFORE SIGN INSTALLATION .
18 3/4" TACTILE TEXT WITH BRAILLE, HELVETICA NEUE 55 ROMAN, COLOR: 708 SOFT WHITE.

0 1" 2" 4" 6" 8"
6" = 1'-0" GRAPHIC SCALE

NOTE:
IF THIS DRAWING IS LESS THAN 34" X 22"
IT IS A REDUCED SIZE DRAWING

SYM	DESCRIPTION	DATE	APPR
1	MOD P00005	05/2023	
2	MOD P00006 AND MOD P00007	10/2025	

NAVFAC

STATE OF FLORIDA
CYNTHIA McMILLAN ELLIS
NO. 3433
LICENSED INTERIOR DESIGNER
01/13/25
SEAL

BAMFORTH
ARCHITECTURE | INTERIOR DESIGN | STRATEGIC PLANNING
A/E INFO

APPROVED
FOR COMMANDER NAVFAC

ACTIVITY
Approved by J. Scott Roberts,
Asset Management Branch Head &
Supervisory Facility Planner, PWD
Beaufort, SC via email.

SATISFACTORY TO DATE	12/15/2022
DES KLB	DRW JKW CHK KLB
PMDM	KTB / RLH
BRANCH MANAGER	CGM
CHIEF ENG/ARCH	EJA
FP ENGINEER	DSN

DEPARTMENT OF THE NAVY
NAVAL FACILITIES ENGINEERING SYSTEMS COMMAND
DC CORE
NAVAL FACILITIES ENGINEERING SYSTEMS COMMAND - MID-ATLANTIC NORFOLK, VA.
MCAS BEAUFORT BEAUFORT, SC
P-475 AIRCRAFT MAINTENANCE HANGAR - VOLUME 3 (OSF OPTION)
OSF / SHOP ANNEX - INTERIOR SIGNAGE ELEVATIONS

SCALE:	6" = 1'-0"
EPROJECT NO.:	1363603
CONSTR. CONTR. NO.	
NAVFAC DRAWING NO.	12860173
SHEET	972 OF 1412

OAG501

DRAWFORM REVISION 25 AUGUST 2020

Autodesk Docs://20042 MFA F 503 F35 Maintenance Hangar/20042 F35 Maint Hangar - OSF Shop Annex.rvt
11/4/2025 4:23:42 PM

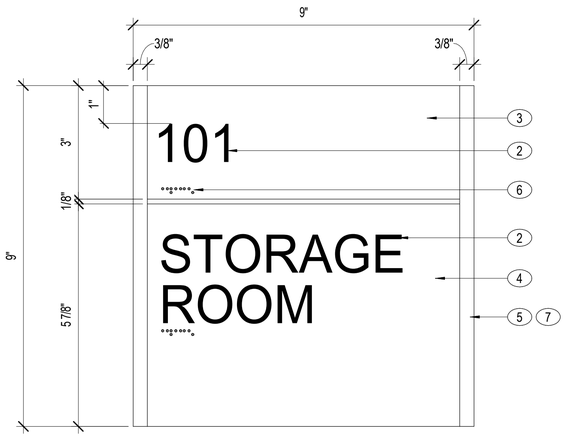

C1 XBC - EXTERIOR WALL MOUNTED ENTRANCE
6" = 1'-0"
OAG101A, OAG101B

C3 XBD - NO SMOKING
6" = 1'-0"
OAG101A

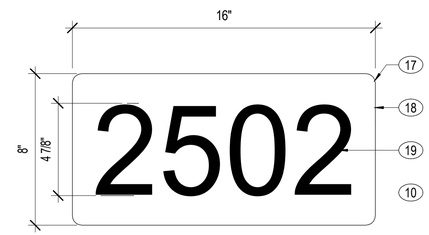

C4 XBA - BUILDING NUMBER
3" = 1'-0"
OAE201, OAG101A, OAG101B

A1 SIGNAGE SYMBOLS
3" = 1'-0"

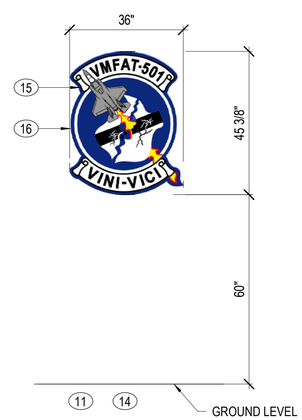

A2 XC3 - LOGO SQUADRON 501 MOUNTING HEIGHT
1/2" = 1'-0"
OAE202, OAG101B

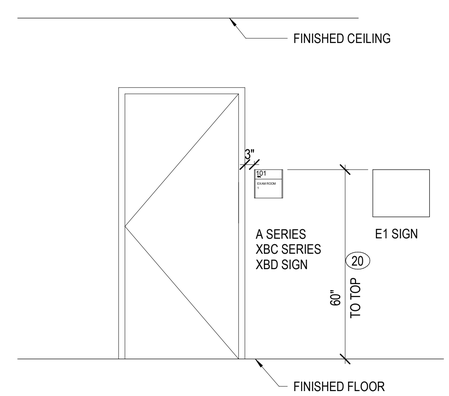

A4 A SERIES, XBC SERIES, XBD AND E1 SIGN MOUNTING HEIGHT
1/2" = 1'-0"

NOTES:

SHEET NOTES:

A REFER TO SHEETS OAG101A AND OAG101B FOR INTERIOR SIGN LOCATIONS.
B SIGN FABRICATOR TO FIELD VERIFY EXISTING CONDITIONS AND DIMENSIONS PRIOR TO FABRICATION.
C CHARACTERS, LETTERS, AND NUMBERS TO BE TACTILE RAISED, 1/32" OF CONTRASTING COLOR AND ACCOMPANIED BY GRADE 2 BRAILLE, UNLESS NOTED OTHERWISE.
D ALL FASTENERS TO BE CONCEALED AND VANDAL RESISTANT.
E ALL EDGES TO BE FINISHED AND PAINTED.
F SIGN FABRICATOR TO VERIFY THE MESSAGE SCHEDULE WITH THE CONTRACTING OFFICER PRIOR TO FABRICATION.
G REFER TO SHEETS OAG501 AND OAG502 FOR SIGN ELEVATIONS AND MOUNTING HEIGHTS.
H SIGN FABRICATOR TO PROVIDE BASE FACILIITIES DEPARTMENT WITH COMPLETE TEMPLATE LAYOUT FOR EACH SIGN TYPE, TO BE USED FOR FUTURE INSERT UPDATES.
I REFER TO MESSAGE SCHEDULE ON SHEET OAG601 FOR SIGN MESSAGE SCHEDULES.
J TEXT ON SIGN ELEVATIONS IS FOR EXAMPLE ONLY.
K INTERIOR SIGN CHARACTERS, LETTERS, AND NUMBERS WILL BE HELVETICA NEUE 55 ROMAN. SENTENCE CASE/CAPITALIZATION AS INDICATED ON THE DRAWINGS, UNLESS NOTED OTHERWISE.
L REFER TO SHEET OAG502 FOR SIGN SYMBOL LEGEND.
M REFER TO 10 14.00.10 AND 10 14.00.20 FOR INTERIOR AND EXTERIOR SIGNAGE SPECIFICATIONS
N EXTERIOR SIGN CHARACTERS, LETTERS AND NUMBERS WILL BE HELVETICA MEDIUM.

KEY NOTES (00)

1 BAKED ENAMEL ALUMINUM PANEL COLOR: BLUE PANTONE 19-4052 TPX (653C)
2 1" CAP HEIGHT TEXT, HELVETICA NEU 55 ROMAN FONT, COLOR: WHITE
3 ETCHED ZINC WITH RAISED LETTERS AND BRAILLE, COLOR: BLUE PANTONE 19-4052 TPX (653C)
4 BAKED ENAMEL ALUMINUM PANEL COLOR: BLUE PANTONE 19-4052 PTX (653C)
5 CLEAR ANODIZED ALUMINUM END CAPS.
6 GRADE 2 RAISED BRAILLE, COLOR: BLUE PANTONE 19-4052 TPX (653C)
7 REFER TO MESSAGE SCHEDULE FOR CONTENT.
8 ROUNDED CORNERS.
9 1" CAP HEIGHT TEXT; HELVETICA MEDIUM FONT, COLOR: WHITE
10 DOES NOT APPEAR IN SCHEDULE SEE SHEETS OAG101A THROUGH OAG101B FOR LOCATIONS.
11 NO MESSAGE SCHEDULE. TEXT AND GRAPHIC SPECIFIC TO THIS SIGN.
12 MOUNT TOP OF SIGN AT 60" AFF
13 NON SMOKING GRAPHIC, COLOR: REFLECTIVE WHITE VINYL
14 REFER TO EXTERIOR BUILDING ELEVATION B1/OAE202 FOR LOCATION ON BUILDING, VERIFY LOGO WITH CONTRACTING OFFICER AND OWNER.
15 WALL MOUNT WITH Z-CLIP HARDWARE.
16 3'-0"W SQUADRON LOGO, ANODIZED ALUMINUM, SATIN FINISH, COLOR MATCH BASE LOGO GRAPHICS.
17 ROUNDED CORNERS.
18 BAKED ENAMEL ALUMINUM PANEL, COLOR: MAP #10217 RIECH BROWN
19 HELVETICA MEDIUM FONT, COLOR: CALON #06 YELLOW REFLECTIVE VINYL
20 DIMENSION INDICATES CONSISTENT TOP HEIGHT FOR ALL SIGNAGE. ANY RAISED CHARACTER MUST BE MOUNTED WITH THE BASELINE OF TEXT LOCATED BETWEEN 48" AND 60" ABOVE FINISHED FLOOR TO MEET ABA REQUIREMENTS.

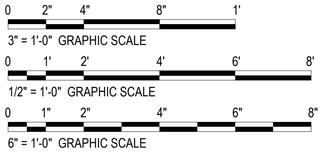

NOTE:
IF THIS DRAWING IS LESS THAN 34" X 22"
IT IS A REDUCED SIZE DRAWING

SYM	DESCRIPTION	DATE	APPR
1	MOD P00005	05/2023	
2	MOD P00006 AND MOD P00007	10/2025	

NAVFAC

STATE OF FLORIDA
CYNTHIA McMILLAN ELLIS
NO. 3433
LICENSED INTERIOR DESIGNER
01/13/23
SEAL

BAMFORTH
ARCHITECTURE | INTERIOR DESIGN

AE INFO

APPROVED
FOR COMMANDER NAVFAC
ACTIVITY Approved by J. Scott Roberts, Asset Management Branch Head & Supervisory Facility Planner, PWD Beaufort, SC via email.
SATISFACTORY TO DATE 12/15/2022

DES	KLB	DRW	JKW	CHK	KLB
PMDM	KTB / RLH				
BRANCH MANAGER	CGM				
CHIEF ENG/ARCH	EJA				
FP ENGINEER	DSN				

NAVAL FACILITIES ENGINEERING SYSTEMS COMMAND
NAVAL FACILITIES ENGINEERING SYSTEMS COMMAND ~ MID-ATLANTIC
NORFOLK, VA
DEPARTMENT OF THE NAVY
DC CODE:
MCAS BEAUFORT
BEAUFORT, SC
P-475 AIRCRAFT MAINTENANCE HANGAR - VOLUME 3 (OSF OPTION)
OSF / SHOP ANNEX - SIGNAGE ELEVATIONS

SCALE: As indicated
EPROJECT NO.: 1363603
CONSTR. CONTR. NO.
NAVFAC DRAWING NO. 12860174
SHEET 973 OF 1412
OAG502

DRAWFORM REVISION: 26 AUGUST 2020

Autodesk Docs://2042 MFAT 502 F35 Maintenance Hangar/2042 F35 Maint Hangar_OSF Shop Annex.rvt
11/4/2025 4:23:43 PM

ROOM ID SIGN SCHEDULE - A1						
ROOM#	ROOM NAME	SIGN TYPE	SIGN ROOM #	SIGN MESSAGE 1	SYMBOLS	REMARKS
O107	OFFICE	A1	O107	OFFICE		

ROOM ID SIGN SCHEDULE - A2						
ROOM#	ROOM NAME	SIGN TYPE	SIGN ROOM #	SIGN MESSAGE 1	SYMBOLS	REMARKS
O105	JAN	A2	O105	JANITOR CLOSET		
O106	COMM	A2	O106	COMMUNICATIONS		

ROOM ID SIGN SCHEDULE - A4					
ROOM#	ROOM NAME	SIGN TYPE	SIGN MESSAGE 1	SYMBOLS	REMARKS
O103	M TLT	A4	MEN	Men-Ada	
O104	W TLT	A4	WOMEN	Women-Ada	

EXTERIOR SIGN SCHEDULE - XBC					
ROOM #	ROOM NAME	SIGN TYPE	SIGN ROOM #	SIGN MESSAGE 1	REMARKS
O101	SHOP ANNEX ENTRY	XBC	O101	SHOP ANNEX ENTRY	
O102	SHOP ANNEX	XBC	O102	SHOP ANNEX	
O102	SHOP ANNEX	XBC	O102	SHOP ANNEX	
O108	ELEC	XBC	O108	ELECTRICAL ROOM	
O109	MECH	XBC	O109	MECHANICAL ROOM	
O111	OSF	XBC	O111	OSF	
O111	OSF	XBC	O111	OSF	
O111	OSF	XBC	O111	OSF	
O111	OSF	XBC	O111	OSF	

INTERIOR SIGN SCHEDULE - B2					
ROOM #	ROOM NAME	SIGN TYPE	SIGN MESSAGE	REMARKS	PROJECT REVISION
O102	SHOP ANNEX	B2	EXIT		
O102	SHOP ANNEX	B2	EXIT		
O111	OSF	B2	EXIT		
O111	OSF	B2	EXIT		
O111	OSF	B2	EXIT		
O111	OSF	B2	EXIT		

NOTES:

SHEET NOTES:

A REFER TO SHEETS OAG101A AND OAG101B FOR INTERIOR SIGN LOCATIONS.

B REFER TO SHEETS OAG501 AND OAG502 FOR SIGN ELEVATIONS AND MOUNTING HEIGHTS.

C PRIOR TO FABRICATION, SIGN FABRICATOR TO COORDINATE WITH CONTRACTING OFFICER, SIGN MESSAGE SCHEDULE, NOMENCLATURE AND SEQUENTIAL ROOM NUMBERING. SIGN ROOM NUMBERS AND MESSAGES SHOWN ON THE MESSAGE SCHEDULE ARE PLACEHOLDERS FOR THE GOVERNMENT'S REVIEW FOR APPROVAL.

D SIGN ROOM NUMBER TO MATCH ARCHITECTURAL FLOOR PLAN ROOM NUMBERS.

NOTE:
IF THIS DRAWING IS LESS THAN 34" X 22"
IT IS A REDUCED SIZE DRAWING

SYM	DESCRIPTION	DATE	APPR
1	MOD P00005	05/2023	
2	MOD P00006 AND MOD P00007	10/2025	

NAVFAC

STATE OF FLORIDA
CYNTHIA McMILLAN ELKINS
NO. 3433
LICENSED INTERIOR DESIGNER
01/13/25
SEAL

BAMFORTH
ARCHITECTURE | INTERIOR DESIGN

AE INFO

APPROVED

FOR COMMANDER NAVFAC

ACTIVITY
Approved by J. Scott Roberts,
Asset Management Branch Head &
Supervisory Facility Planner, PWD
Beaufort, SC via email.

SATISFACTORY TO DATE 12/15/2022

DES KLB | DRW JKW | CHK KLB
PM/DM KTB / RLH
BRANCH MANAGER CGM
CHIEF ENG/ARCH EJA
FP ENGINEER DSN

DEPARTMENT OF THE NAVY
NAVAL FACILITIES ENGINEERING SYSTEMS COMMAND
DC CORE:
NAVAL FACILITIES ENGINEERING SYSTEMS COMMAND – MID-ATLANTIC
NORFOLK, VA
MCAS BEAUFORT
BEAUFORT, SC
P-475 AIRCRAFT MAINTENANCE HANGAR - VOLUME 3 (OSF OPTION)
SIGN MESSAGE SCHEDULES

SCALE:
EPROJECT NO.: 1363603
CONSTR. CONTR. NO.
NAVFAC DRAWING NO. 12860175
SHEET 974 OF 1412

OAG601

DRAWFORM REVISION: 25 AUGUST 2020

Autodesk Docs://20043 MWAT 502 F35 Maintenance Hangar/20043 F35 Maint Hangar_OSF Shop Annex.rvt
11/4/2025 4:22:48 PM

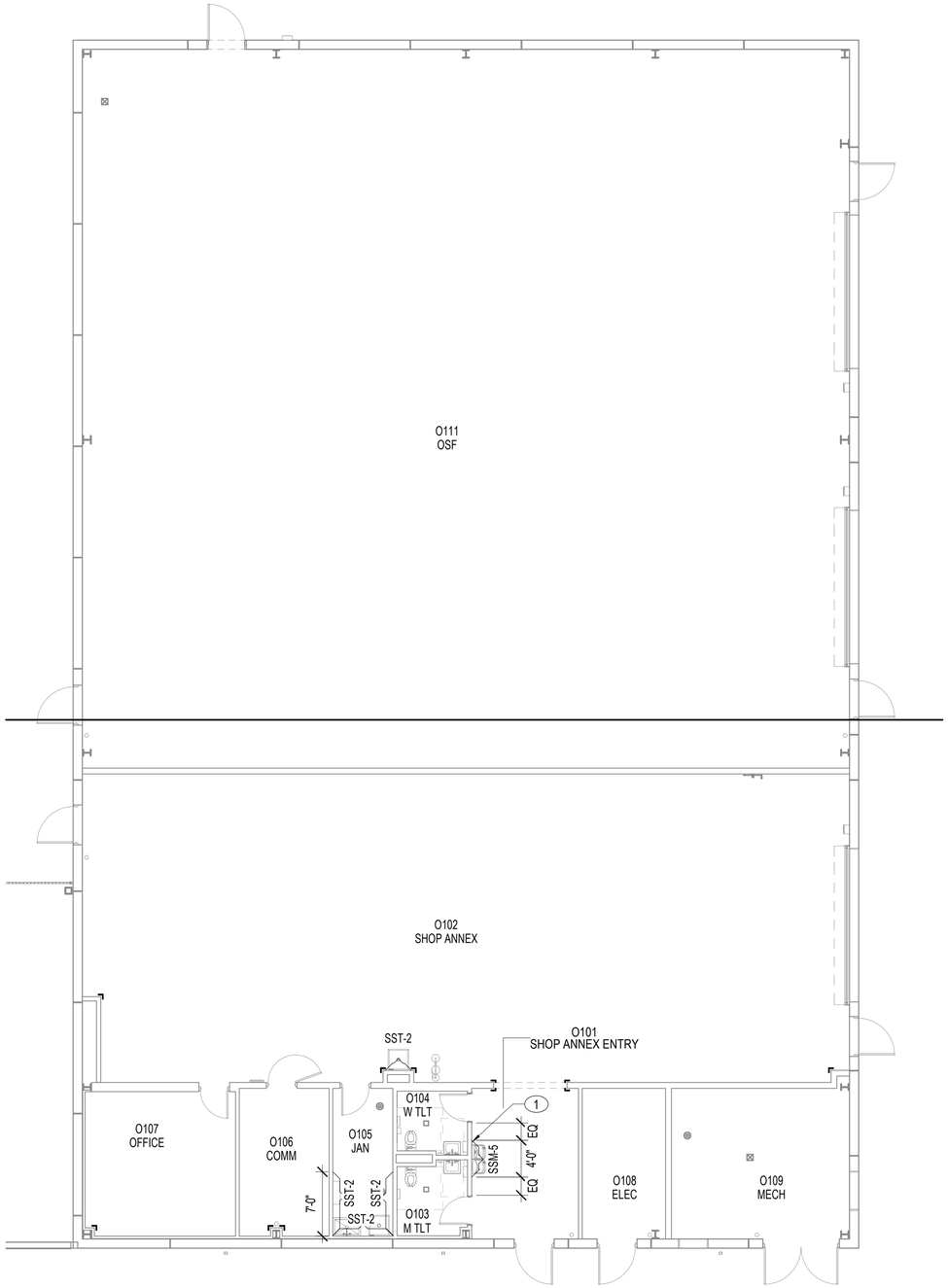

A1 OSF / SHOP ANNEX - WALL FINISH PLAN - GROUND FLOOR - OVERALL

1/8" = 1'-0"

NOTES:

SHEET NOTES:

A REFER TO SHEET OAF601 FOR FINISH SCHEDULE. COLOR DESIGNATIONS SHALL BE AS INDICATED ON SHEET OAF601 FINISH IDENTIFICATION.

B FINISHES INDICATED ON THIS SHEET ARE INTENDED TO CLARIFY AREAS WITH MULTIPLE WALL FINISHES IN ONE ROOM OR AREA.

C INTERIOR DOOR FRAMES SHALL BE PAINTED TO MATCH ADJACENT WALL, UNLESS NOTED OTHERWISE.

D REFER TO SHEET OIN111 FOR LOCATION OF WALL PROTECTION. REFER TO SHEET OQJ201 FOR TYPICAL EQUIPMENT MOUNTING HEIGHTS.

KEY NOTES (00)

1 SSM-5, SOLID SURFACE WALL PANEL INSTALL ABOVE WALL BASE, HORIZONTALLY CENTERED WITH DRINKING FOUNTAIN.

FINISH PLAN LEGEND

CORNER GUARD

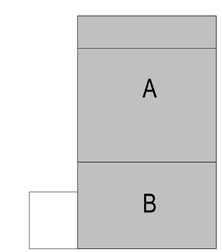

KEYPLAN

PLAN NORTH

N

0 5' 10' 20' 30'

1/8" = 1'-0" GRAPHIC SCALE

NOTE:
IF THIS DRAWING IS LESS THAN 34" X 22"
IT IS A REDUCED SIZE DRAWING

SYM	DESCRIPTION	DATE	APPR
1	MOD P00005	05/2023	
2	MOD P00006 AND MOD P00007	10/2025	

STATE OF FLORIDA
CYNTHIA McMILLAN ELLIS
NO. 3433
01/13/25
LICENSED INTERIOR DESIGNER
SEAL

BAMFORTH
CONSULTING ENGINEERS

AE INFO

APPROVED

FOR COMMANDER NAVFAC

ACTIVITY: Approved by J. Scott Roberts, Asset Management Branch Head & Supervisory Facility Planner, PWD Beaufort, SC via email.

SATISFACTORY TO DATE 12/15/2022

DES KLB | DRW JKW | CHK KLB

PM/DM KTB / RLH

BRANCH MANAGER CGM

CHIEF ENG/ARCH EJA

FP ENGINEER DSN

DEPARTMENT OF THE NAVY
NAVAL FACILITIES ENGINEERING SYSTEMS COMMAND
DC CORE
NAVAL FACILITIES ENGINEERING SYSTEMS COMMAND - MID-ATLANTIC
NORFOLK, VA
MCAS BEAUFORT
BEAUFORT, SC
P-475 AIRCRAFT MAINTENANCE HANGAR - VOLUME 3 (OSF OPTION)
OSF / SHOP ANNEX - WALL FINISH PLAN - GROUND FLOOR - OVERALL

SCALE: 1/8" = 1'-0"

EPROJECT NO.: 1363603

CONSTR. CONTR. NO.

NAVFAC DRAWING NO. 12860176

SHEET 975 OF 1412

OIN111

DRAWFORM REVISION: 25 AUGUST 2020

Autodesk Docs://20042-MFA1 503 735 Maintenance Hangar/20042 F35 Maint Hangar_OSF Shop Annex.rvt
11/4/2025 4:22:49 PM

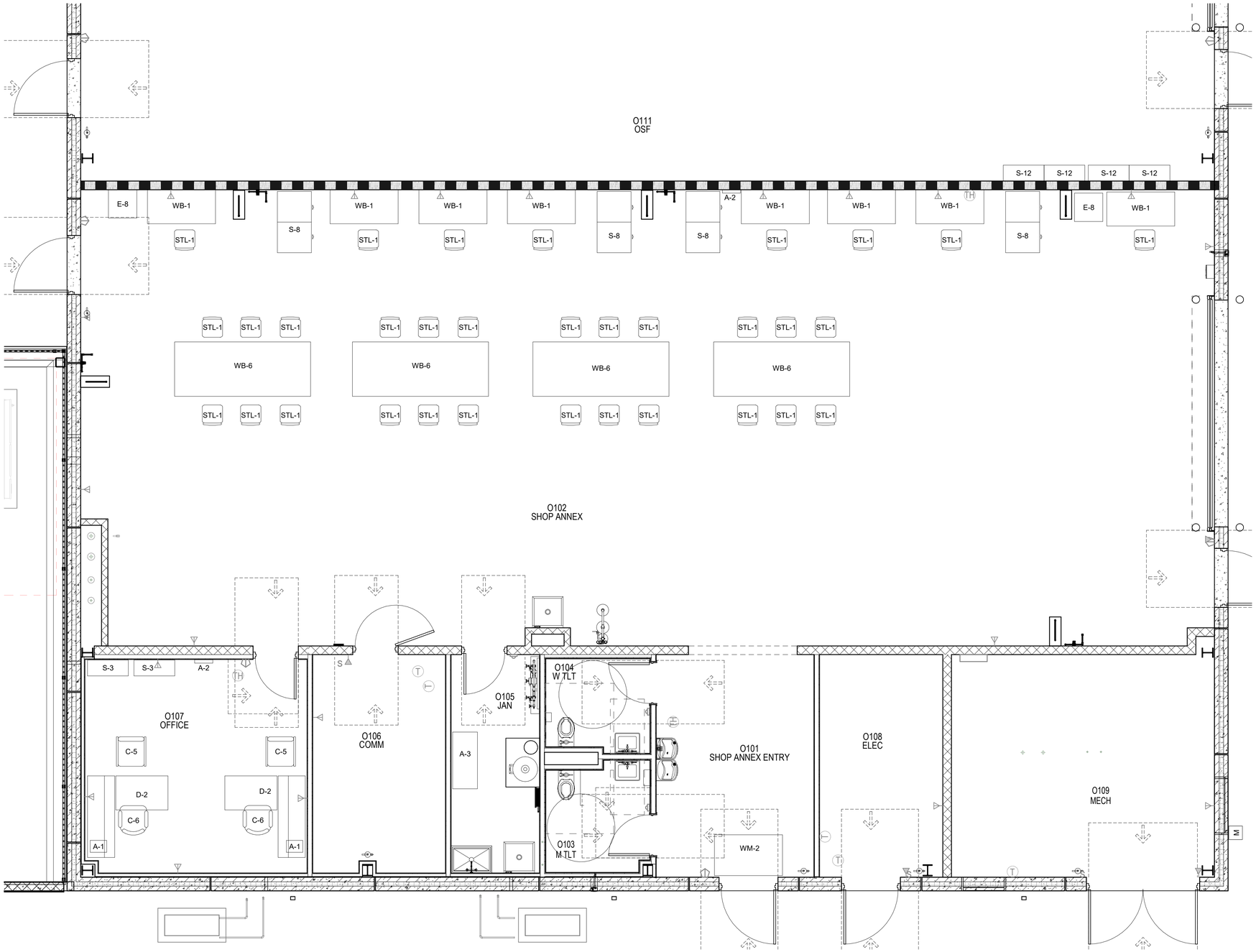

A1 OSF / SHOP ANNEX - FURNITURE PLAN - GROUND FLOOR - SECTOR B

1/4" = 1'-0"

NOTES:

SHEET NOTES:

A REFER TO SHEET OIF601 FOR EQUIPMENT AND FURNITURE SCHEDULE.

B ALL FURNITURE, FIXTURES AND EQUIPMENT (FF&E) INDICATED IS PROVIDED FOR COORDINATION PURPOSES ONLY. PROCUREMENT OF NEW FF&E IS NOT PART OF THE BASE BID CONSTRUCTION CONTRACT. CONSTRUCTION FUNDS WILL NOT BE USED. FF&E WILL BE FUNDED SEPARATELY THROUGH A PLANNED MODIFICATION TO THE CONSTRUCTION CONTRACT.

C REFER TO SPECIFICATION SECTION 01 30.00 22 AND SECTION 00 22 12.00 20 BID SCHEDULE FOR MORE INFORMATION ON DESIGN, INVENTORY OF EXISTING FURNITURE, STORAGE OF EXISTING FURNITURE, PROCUREMENT OF NEW FURNITURE, AND INSTALLATION OF BOTH NEW AND EXISTING FURNITURE, FIXTURES AND EQUIPMENT.

FURNITURE LEGEND - CATEGORY C

A	ACCESSORIES
C	CHAIR
D	DESK
E	TRASH RECEPTACLE
S	STORAGE
STL	STOOL
WB	WORKBENCH
WM	WALK OFF MAT

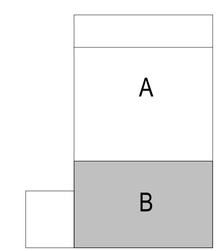

KEYPLAN

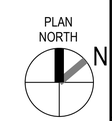

0 1' 5' 10' 15'

1/4" = 1'-0" GRAPHIC SCALE

NOTE:
IF THIS DRAWING IS LESS THAN 34" X 22"
IT IS A REDUCED SIZE DRAWING

SYM	DESCRIPTION	DATE	APPR
1	MOD P00005	05/2023	
2	MOD P00006 AND MOD P00007	10/2025	

NAVFAC

STATE OF FLORIDA
CYNTHIA McMILLAN ELKINS
LICENSED INTERIOR DESIGNER
NO. 3433
01/13/25
SEAL

BAMFORTH
ENGINEERING ARCHITECTURE

AE INFO

APPROVED
FOR COMMANDER NAVFAC

ACTIVITY
Approved by J. Scott Roberts,
Asset Management Branch Head &
Supervisory Facility Planner, PWD
Beaufort, SC via email.

SATISFACTORY TO DATE 12/15/2022

DES KLB	DRW AAS	CHK KLB	
PM/DM	KTB / RLH		
BRANCH MANAGER	CGM		
CHIEF ENG/ARCH	EJA		
FP ENGINEER	DSN		

DEPARTMENT OF THE NAVY
NAVAL FACILITIES ENGINEERING SYSTEMS COMMAND
NAVAL FACILITIES ENGINEERING SYSTEMS COMMAND ~ MID-ATLANTIC
NORFOLK, VA
DC CORE
MCAS BEAUFORT
BEAUFORT, SC
P-475 AIRCRAFT MAINTENANCE HANGAR - VOLUME 3 (OSF OPTION)
OSF / SHOP ANNEX - FURNITURE PLAN - GROUND FLOOR - SECTOR B

SCALE: 1/4" = 1'-0"
EPROJECT NO.: 1363603
CONSTR. CONTR. NO.
NAVFAC DRAWING NO. 12860177
SHEET 976 OF 1412

OIF101B

DRAWFORM REVISION 28 AUGUST 2020

Autodesk Docs://20043 MRAX 502 793 Maintenance Hangar/20043 F38 Maint Hangar_OSF Shop Annex.rvt
11/4/2025 4:23:51 PM

CATEGORY A EQUIPMENT

JSN	Nomenclature	Category	Spec Section
MB-1	Marker Board, 48W x 36H	A	10 11 00
X-1	Dispenser, Soap, Disposable	A	10 28 13
X-2	Mirror, Float Glass, With SS Frame	A	10 28 13
X-5	Dispenser, Paper Towel, Sensor, Hands Free	A	10 28 13
X-8	Grab Bar, 1-1/4" Dia., SS, Single Wall, W/C Accessible, 36"	A	10 28 13
X-9	Grab Bar, 1-1/4" Dia., SS, Single Wall, W/C Accessible, 42"	A	10 28 13
X-16	Shelf, Utility W/ Mop/Broom Holders, SS, Sur Mntd	A	10 28 13
X-17	Dispenser, Toilet Tissue, SS, 2-Roll, Surface Mntd	A	10 28 13
X-23	Disposal, Sanitary Napkin, SS, Surface Mounted	A	10 28 13

CATEGORY C FURNITURE

FF&E Code	Nomenclature
A-1	Wastebasket, 7 gallon
A-2	Clock, wall mounted
A-3	Janitor Cart
C-5	Chair with Arms, Guest Type
C-6	Chair, Task, Midback, Swivel, Casters
D-2	Desk, L shape, Hutch, Pedestal, 72W x 72W
E-8	Trash, Large, Shop
S-3	Bookshelf
S-8	Tools, Mobile Cart, 54L x 30D x 48H
S-12	Lateral File, 5 Drawer, 36W
STL-1	Stool with Back, Swivel
WB-1	Workbench, Wood Top, 30x60
WB-6	Workbench, 48x120
WM-2	Walk Off Mat, 60L x 36W

NOTES:

SHEET NOTES:

A ALL FURNITURE, FIXTURES AND EQUIPMENT (FF&E) INDICATED IS PROVIDED FOR COORDINATION PURPOSES ONLY. PROCUREMENT OF NEW FF&E IS NOT PART OF THE BASE BID CONSTRUCTION CONTRACT. CONSTRUCTION FUNDS WILL NOT BE USED. FF&E WILL BE FUNDED SEPARATELY THROUGH A PLANNED MODIFICATION TO THE CONSTRUCTION CONTRACT.

B REFER TO SPECIFICATION SECTION 01 30.00 22 AND SECTION 00 22 12.00 20 BID SCHEDULE FOR MORE INFORMATION ON DESIGN, INVENTORY OF EXISTING FURNITURE, STORAGE OF EXISTING FURNITURE, PROCUREMENT OF NEW FURNITURE, AND INSTALLATION OF BOTH NEW AND EXISTING FURNITURE.

EQUIPMENT CATEGORY CODES

CATEGORY	RESPONSIBILITY	DESCRIPTION
A	CFCI	CONTRACTOR FURNISHED AND CONTRACTOR INSTALLED FROM CONSTRUCTION FUNDS

ABBREVIATIONS

D	DEPTH
DBLE	DOUBLE
DIA	DIAMETER
DO	DOOR
DR	DRAWER
F/S	FREE STANDING
G	GLASS
H	HALF OR HIGH
L	LENGTH
LT	LIGHT
MOB	MOBILE
MOD	MODULAR
MNTD	MOUNTED
P/H	PANEL HUNG
PNL	PANEL
S	SLIDING
SH	SHELF
SNGL	SINGLE
SS	STAINLESS STEEL
W	WIDTH OR WALL
W/	WITH
W/H	WALL HUNG
WKSUR	WORKSURFACE

NOTE:
IF THIS DRAWING IS LESS THAN 34" X 22"
IT IS A REDUCED SIZE DRAWING

SYM	DESCRIPTION	DATE	APPR
1	MOD P00005	05/2023	
2	MOD P00006 AND MOD P00007	10/2025	

NAVFAC

STATE OF FLORIDA
CYNTHIA McMILLAN ELKINS
NO. 3433
LICENSED INTERIOR DESIGNER
01/13/23
SEAL

BAMFORTH
CONSULTING ENGINEERS
AE INFO

APPROVED
FOR COMMANDER NAVFAC

ACTIVITY: Approved by J. Scott Roberts, Asset Management Branch Head & Supervisory Facility Planner, PWD Beaufort, SC via email.

SATISFACTORY TO DATE 12/15/2022

DES KLB	DRW AAS	CHK KLB	
PM/DM	KTB / RLH		
BRANCH MANAGER	CGM		
CHIEF ENG/ARCH	EJA		
FP ENGINEER	DSN		

DEPARTMENT OF THE NAVY
NAVAL FACILITIES ENGINEERING SYSTEMS COMMAND
DC CORE
NAVAL FACILITIES ENGINEERING SYSTEMS COMMAND - MID-ATLANTIC
NORFOLK, VA
MCAS BEAUFORT
BEAUFORT, SC
P-475 AIRCRAFT MAINTENANCE HANGAR - VOLUME 3 (OSF OPTION)
FURNITURE AND EQUIPMENT SCHEDULE

SCALE: 1/4" = 1'-0"
EPROJECT NO.: 1363603
CONSTR. CONTR. NO.
NAVFAC DRAWING NO. 12860178
SHEET 977 OF 1412

OIF601

DRAWFORM REVISION: 25 AUGUST 2020

Autodesk Docs://20042-MFA1 503 735 Maintenance Hangar/20042 F35 Maint Hangar_OSF Shop Annex.rvt
11/4/2025 4:23:52 PM