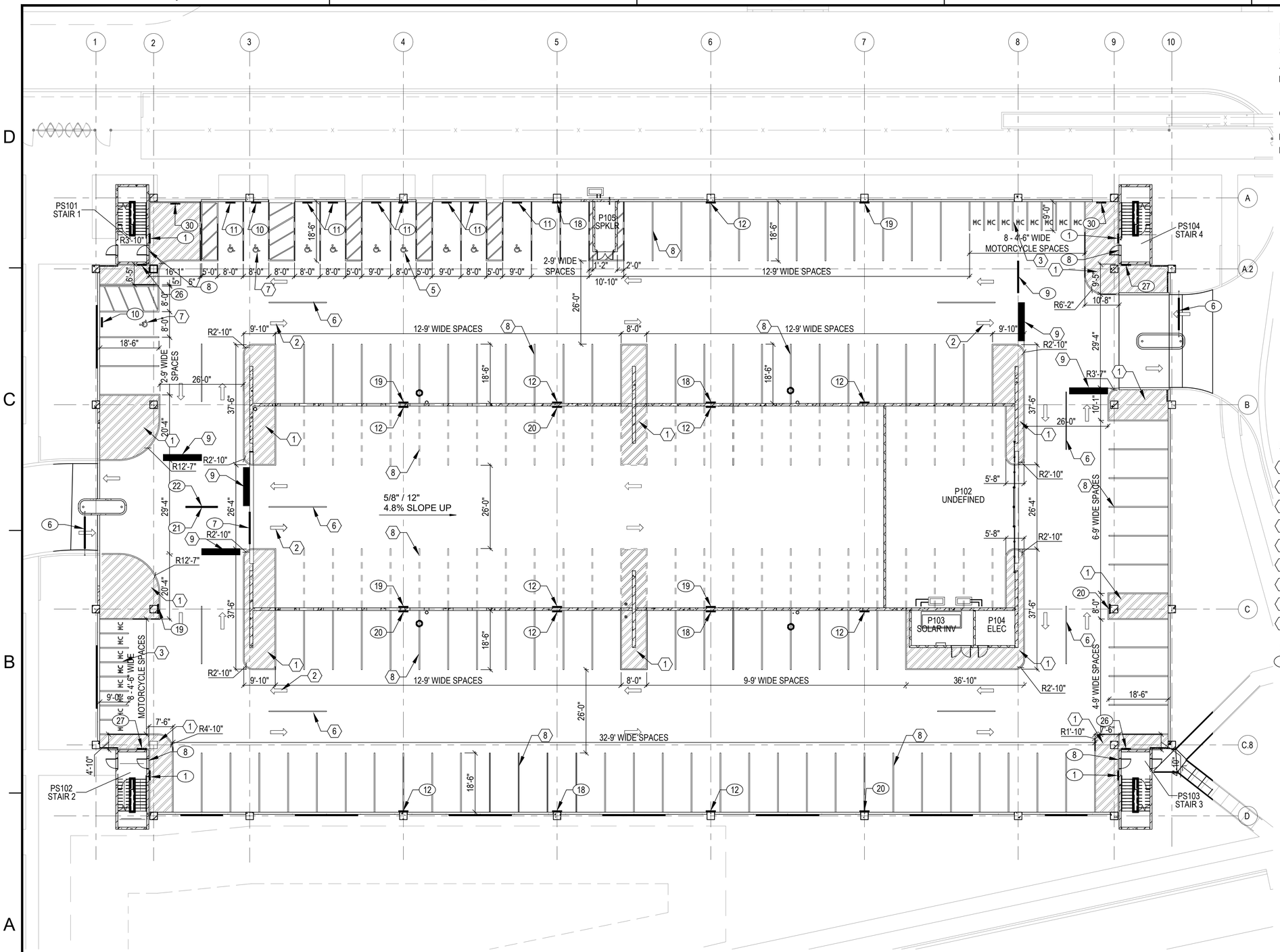


# NOTES:

## SHEET NOTES:

A REFER TO SHEETS PAG701 - PAG709 FOR SIGN DETAILS.

B SIGN LOCATIONS DEPICTED HEREON ARE GRAPHICAL AND ARE FOR INFORMATIONAL PURPOSES ONLY. CONTRACTOR TO SUBMIT SIGNAGE PACKAGE DEPICTING THE INTENDED SIGNAGE LOCATIONS.

C ACCESSIBLE STALL LOADING AREAS TO BE ALIGNED WITH BUILDING OPENINGS (TYP.).

D DIMENSIONS ARE TO THE CENTERLINE OF LINE STRIPES.

E REFER TO SHEET PFX001 AND PFX101FOR PARKING GARAGE FIRE STANDPIPE SIGNAGE.

## KEY NOTES

1. 4" WIDE WHITE PAINT STRIPE AT 45 DEGREE ANGLE
2. DIRECTIONAL ARROW, SEE DETAIL C4, DRAWING PAG710
3. MOTORCYCLE PARKING SPACE, SEE DETAIL B2, DRAWING PAG710
4. NUMBER NOT USED
5. ACCESSIBLE PARKING SPACE, SEE DETAIL C1, DRAWING PAG710
6. 4" WIDE WHITE PAINT STRIPE
7. VAN ACCESSIBLE PARKING SPACE, SEE DETAIL C1, DRAWING PAG710
8. VEHICULAR PARKING SPACE, SEE DETAIL B1, DRAWING PAG710
9. 24" WIDE WHITE STOP BAR

## SIGNAGE LEGEND

(#) SIGN TYPE NUMBER

A1 SIGNAGE AND STRIPING PLAN - GROUND FLOOR

1/16" = 1'-0"

KEYPLAN

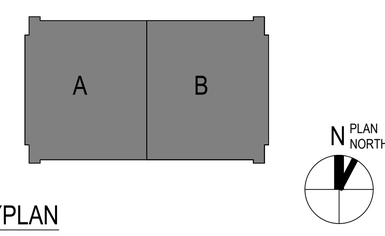


0 10' 20' 40' 60'

1/16" = 1'-0" GRAPHIC SCALE

NOTE:
IF THIS DRAWING IS LESS THAN 34" X 22"
IT IS A REDUCED SIZE DRAWING

| SYM | DESCRIPTION | DATE | APPR |
|---|---|---|---|
| | MOD P00006 AND MOD P00007 | 10/2025 | |
| | MOD P00005 | 05/2023 | |

NAVFAC

REGISTERED ARCHITECT PENNSYLVANIA JOSEPH ADAM SILBAUGH RA-026169 01/13/23

BAMFORTH ENGINEERS + SURVEYORS

A/E INFO

APPROVED

FOR COMMANDER NAVFAC 11/21/2025

ACTIVITY
Approved by J. Scott Roberts, Asset Management Branch Head & Supervisory Facility Planner, PWD Beaufort, SC via email.

SATISFACTORY TO DATE 12/15/2022

DES TJR | DRWN DBM | CHK SME

PM/DM KTB/RLH

BRANCH MANAGER DLB

CHIEF ENG/ARCH EJA

FIRE PROTECTION DSN

DEPARTMENT OF THE NAVY
NAVAL FACILITIES ENGINEERING SYSTEMS COMMAND
DC CORE
MCAS BEAUFORT

NAVAL FACILITIES ENGINEERING SYSTEMS COMMAND - MID-ATLANTIC
NORFOLK, VA

BEAUFORT, SC

P-475 AIRCRAFT MAINTENANCE HANGAR - VOLUME 4 (PARKING GARAGE OPTION)

PARKING GARAGE - SIGNAGE AND STRIPING PLAN - GROUND FLOOR

SCALE: 1/16" = 1'-0"

EPROJECT NO.: 1363603

CONSTR. CONTR. NO.

NAVFAC DRAWING NO. 12860357

SHEET 1136 OF 1412

PAG101

DRAWFORM REVISION: 25 AUGUST 2020

FILE NAME: C:\pwworking\gfpw01\dmcfarland\d1356052\PAG101.dwg LAYOUT NAME: PAG101 PLOTTED: Tuesday, November 11, 2025 - 8:24am USER: dmcfarland

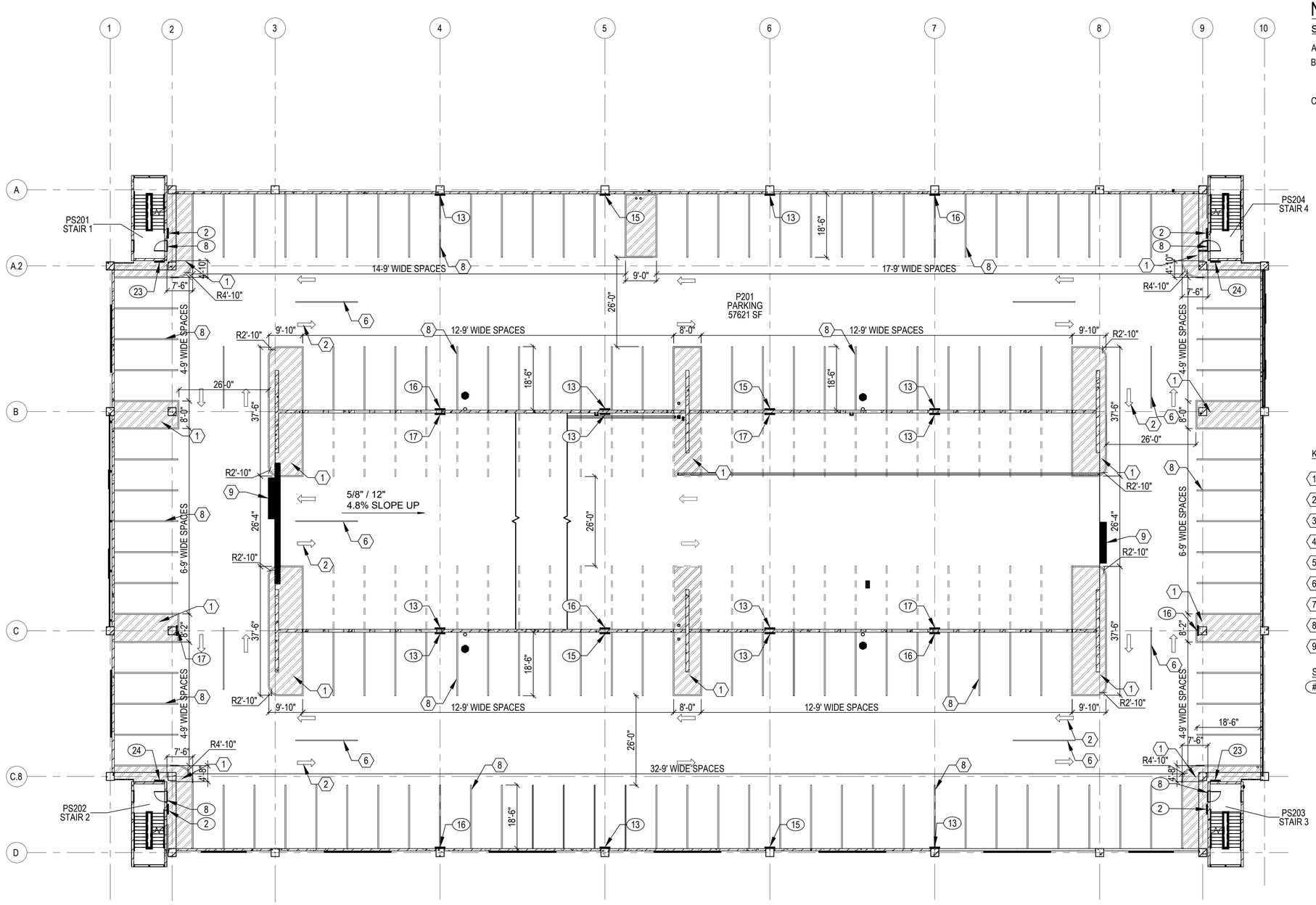


# NOTES:

## SHEET NOTES:

A REFER TO SHEETS PAG701 - PAG709 FOR SIGN DETAILS.

B SIGN LOCATIONS DEPICTED HEREON ARE GRAPHICAL AND ARE FOR INFORMATIONAL PURPOSES ONLY. CONTRACTOR TO SUBMIT SIGNAGE PACKAGE DEPICTING THE INTENDED SIGNAGE LOCATIONS.

C DIMENSIONS ARE TO THE CENTERLINE OF LINE STRIPES.

## KEY NOTES

1. 4" WIDE WHITE PAINT STRIPE AT 45 DEGREE ANGLE
2. DIRECTIONAL ARROW, SEE DETAIL C4, DRAWING PAG710
3. MOTORCYCLE PARKING SPACE, SEE DETAIL B2, DRAWING PAG710
4. NUMBER NOT USED
5. ACCESSIBLE PARKING SPACE, SEE DETAIL C1, DRAWING PAG710
6. 4" WIDE WHITE PAINT STRIPE
7. VAN ACCESSIBLE PARKING SPACE, SEE DETAIL C1, DRAWING PAG710
8. VEHICULAR PARKING SPACE, SEE DETAIL B1, DRAWING PAG710
9. 24" WIDE WHITE STOP BAR

## SIGNAGE LEGEND

(#) SIGN TYPE NUMBER

A1 SIGNAGE AND STRIPING PLAN - SECOND FLOOR

1/16" = 1'-0"

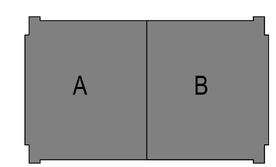


KEYPLAN

N PLAN NORTH

0 10' 20' 40' 60'

1/16" = 1'-0" GRAPHIC SCALE

NOTE:
IF THIS DRAWING IS LESS THAN 34" X 22"
IT IS A REDUCED SIZE DRAWING

| SYM | DESCRIPTION | DATE | APPR |
|---|---|---|---|
| | MOD P00006 AND MOD P00007 | 10/2025 | |
| | MOD P00005 | 05/2023 | |

NAVFAC

REGISTERED ARCHITECT COMMONWEALTH OF PENNSYLVANIA JOSHUA ADAM SILBAUGH RA-026169 01/13/23 SEAL

BAMFORTH ENGINEERS + SURVEYORS

A/E INFO

APPROVED

FOR COMMANDER NAVFAC 11/21/2025

ACTIVITY: Approved by J. Scott Roberts, Asset Management Branch Head & Supervisory Facility Planner, PWD Beaufort, SC via email.

SATISFACTORY TO DATE 12/15/2022

| | | | |
|---|---|---|---|
| DES | TJR | DRW DBM | CHK SME |
| PM/DM | KTB/RLH | | |
| BRANCH MANAGER | DLB | | |
| CHIEF ENG/ARCH | EJA | | |
| FIRE PROTECTION | DSN | | |

DEPARTMENT OF THE NAVY
NAVAL FACILITIES ENGINEERING SYSTEMS COMMAND
DC CORE
MCAS BEAUFORT

NAVAL FACILITIES ENGINEERING SYSTEMS COMMAND
NORFOLK, VA
NAVAL FACILITIES ENGINEERING SYSTEMS COMMAND - MID-ATLANTIC

BEAUFORT, SC

P-475 AIRCRAFT MAINTENANCE HANGAR - VOLUME 4 (PARKING GARAGE OPTION)

PARKING GARAGE - SIGNAGE AND STRIPING PLAN - SECOND FLOOR

SCALE: 1/16" = 1'-0"

EPROJECT NO.: 1363603

CONSTR. CONTR. NO.

NAVFAC DRAWING NO. 12860358

SHEET 1137 OF 1412

PAG111

DRAWFORM REVISION: 25 AUGUST 2020

FILE NAME: C:\pwworking\gfpw01\dmcfarland\d1356052\PAG111.dwg LAYOUT NAME: PAG111 PLOTTED: Tuesday, November 11, 2025 - 8:24am USER: dmcfarland

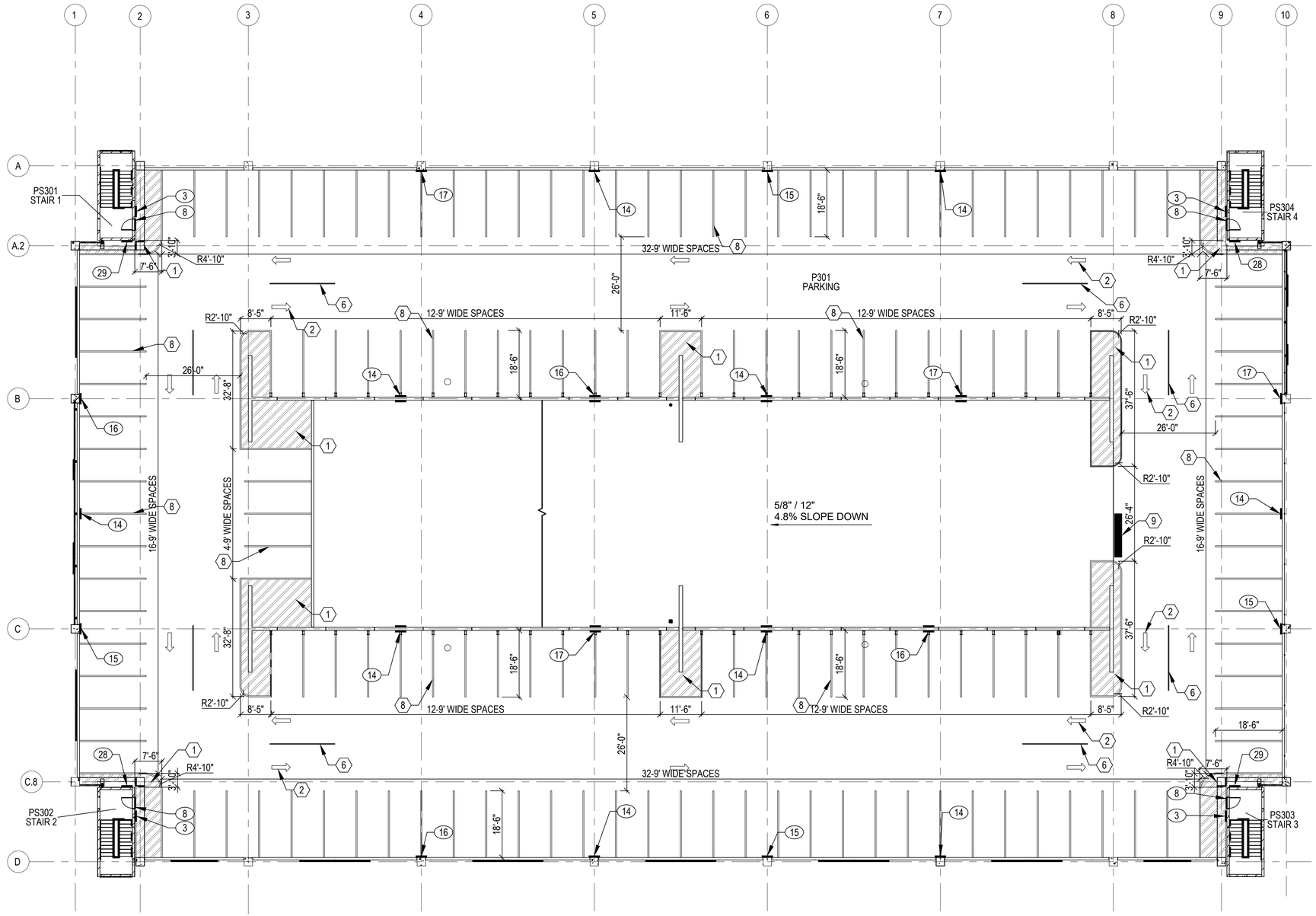


# NOTES:

## SHEET NOTES:

A REFER TO SHEETS PAG701 - PAG709 FOR SIGN DETAILS.

B SIGN LOCATIONS DEPICTED HEREON ARE GRAPHICAL AND ARE FOR INFORMATIONAL PURPOSES ONLY. CONTRACTOR TO SUBMIT SIGNAGE PACKAGE DEPICTING THE INTENDED SIGNAGE LOCATIONS.

C ALL SIGNAGE NOT LOCATED ON STAIR STRUCTURE WALLS OF THIRD FLOOR WILL BE MOUNTED TO PHOTO VOLTAIC STRUCTURE COLUMNS OR LIGHT POLES.

D DIMENSIONS ARE TO THE CENTERLINE OF LINE STRIPES.

## KEY NOTES

1. 4" WIDE WHITE PAINT STRIPE AT 45 DEGREE ANGLE
2. DIRECTIONAL ARROW, SEE DETAIL C4, DRAWING PAG710
3. MOTORCYCLE PARKING SPACE, SEE DETAIL B2, DRAWING PAG710
4. NUMBER NOT USED
5. ACCESSIBLE PARKING SPACE, SEE DETAIL C1, DRAWING PAG710
6. 4" WIDE WHITE PAINT STRIPE
7. VAN ACCESSIBLE PARKING SPACE, SEE DETAIL C1, DRAWING PAG710
8. VEHICULAR PARKING SPACE, SEE DETAIL B1, DRAWING PAG710
9. 24" WIDE WHITE STOP BAR

## SIGNAGE LEGEND

(#) SIGN TYPE NUMBER

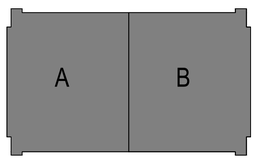


KEYPLAN

N PLAN NORTH

0 10' 20' 40' 60'

1/16" = 1'-0" GRAPHIC SCALE

NOTE:
IF THIS DRAWING IS LESS THAN 34" X 22"
IT IS A REDUCED SIZE DRAWING

A1 SIGNAGE AND STRIPING PLAN - THIRD FLOOR

1/16" = 1'-0"

| SYM | DESCRIPTION | DATE | APPR |
|---|---|---|---|
| | MOD P00006 AND MOD P00007 | 10/2025 | |
| | MOD P00005 | 05/2023 | |

NAVFAC

REGISTERED ARCHITECT PENNSYLVANIA ADAM SILBAUGH RA-026169 01/13/23 SEAL

BAMFORTH ENGINEERS + SURVEYORS

A/E INFO

APPROVED

FOR COMMANDER NAVFAC 11/21/2025

ACTIVITY
Approved by J. Scott Roberts, Asset Management Branch Head & Supervisory Facility Planner, PWD Beaufort, SC via email.

SATISFACTORY TO DATE 12/15/2022

DES TJR DRW DBM CHK SME

PM/DM KTB/RLH

BRANCH MANAGER DLB

CHIEF ENG/ARCH EJA

FIRE PROTECTION DSN

DEPARTMENT OF THE NAVY
NAVAL FACILITIES ENGINEERING SYSTEMS COMMAND
DC CORE
MCAS BEAUFORT

NAVAL FACILITIES ENGINEERING SYSTEMS COMMAND - MID-ATLANTIC
NORFOLK, VA

BEAUFORT, SC

P-475 AIRCRAFT MAINTENANCE HANGAR - VOLUME 4 (PARKING GARAGE OPTION)

PARKING GARAGE - SIGNAGE AND STRIPING PLAN - THIRD FLOOR

SCALE: 1/16" = 1'-0"

EPROJECT NO.: 1363603

CONSTR. CONTR. NO.

NAVFAC DRAWING NO. 12860359

SHEET 1138 OF 1412

PAG121

DRAWFORM REVISION: 25 AUGUST 2020

FILE NAME: C:\pwworking\gfpw01\dmcfarland\d1356052\PAG121.dwg LAYOUT NAME: PAG121 PLOTTED: Tuesday, November 11, 2025 - 8:24am USER: dmcfarland




C1 SIGN TYPE 1
1 1/2" = 1'-0"

C2 SIGN TYPE 2
1 1/2" = 1'-0"

C3 SIGN TYPE 3
1 1/2" = 1'-0"

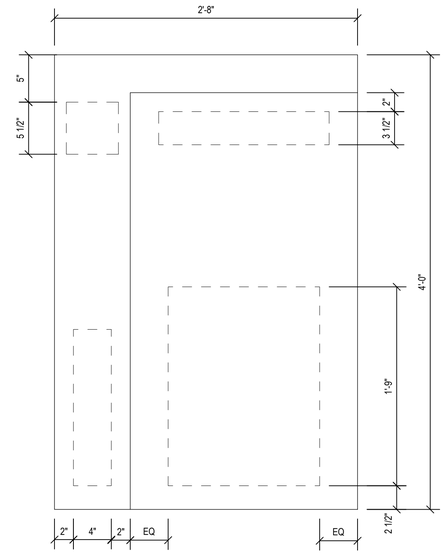


NOTES:

- SIZE SIGN FACE (4'-0" H x 2'-8" W)
- HELVETICA NUEU - 85 HEAVY, BOLD, AND MEDIUM
- COORDINATE FINAL FLOOR COLOR WITH ARCHITECT
- SIGNS WILL BE PAINTED ON $\frac{1}{8}$" THICK ALUMINUM PLATE

C4 MESSAGE LAYOUT
1 1/2" = 1'-0"

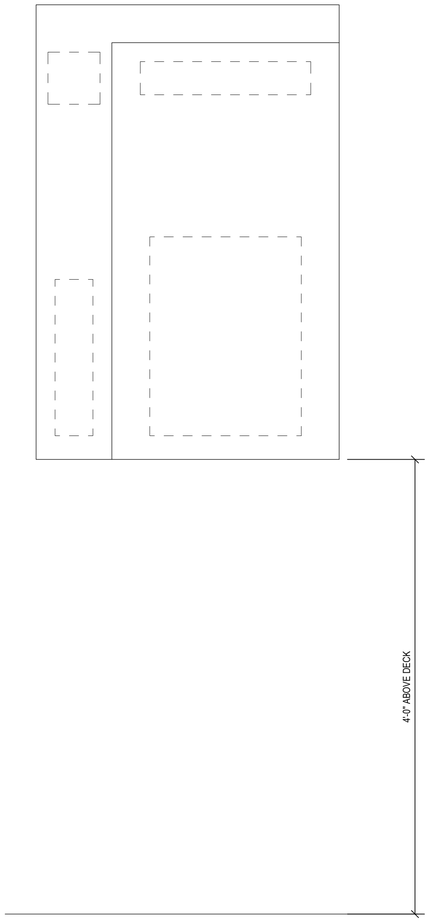


C5 SIGN LOCATION ABOVE DECK
1 1/2" = 1'-0"

| SYM | DESCRIPTION | DATE | APPR |
|---|---|---|---|
| | MOD P00006 AND MOD P00007 | 10/2025 | |
| | MOD P00005 | 05/2023 | |

NAVFAC

REGISTERED ARCHITECT PENNSYLVANIA JOSHUA ADAM SILBAUGH RA-026169 01/13/23 SEAL

BAMFORTH ENGINEERS + SURVEYORS

A/E INFO

APPROVED

FOR COMMANDER NAVFAC 11/21/2025

ACTIVITY: Approved by J. Scott Roberts, Asset Management Branch Head & Supervisory Facility Planner, PWD Beaufort, SC via email.

SATISFACTORY TO DATE 12/15/2022

| DES | TJR | DRW | DBM | CHK | SME |
|---|---|---|---|---|---|

| | |
|---|---|
| PM/DM | KTB/RLH |
| BRANCH MANAGER | DLB |
| CHIEF ENG/ARCH | EJA |
| FIRE PROTECTION | DSN |

DEPARTMENT OF THE NAVY
NAVAL FACILITIES ENGINEERING SYSTEMS COMMAND
DC CORE
NAVAL FACILITIES ENGINEERING SYSTEMS COMMAND - MID-ATLANTIC
NORFOLK, VA
MCAS BEAUFORT
BEAUFORT, SC
P-475 AIRCRAFT MAINTENANCE HANGAR - VOLUME 4 (PARKING GARAGE OPTION)
SIGNAGE DETAILS

SCALE: SEE PLAN
EPROJECT NO.: 1363603
CONSTR. CONTR. NO.
NAVFAC DRAWING NO. 12860360
SHEET 1139 OF 1412

PAG701

DRAWFORM REVISION: 25 AUGUST 2020

FILE NAME: C:\pwworking\gfpw01\dmcfarland\d1356052\PAG701.dwg LAYOUT NAME: PAG701 PLOTTED: Tuesday, November 11, 2025 - 8:25am USER: dmcfarland

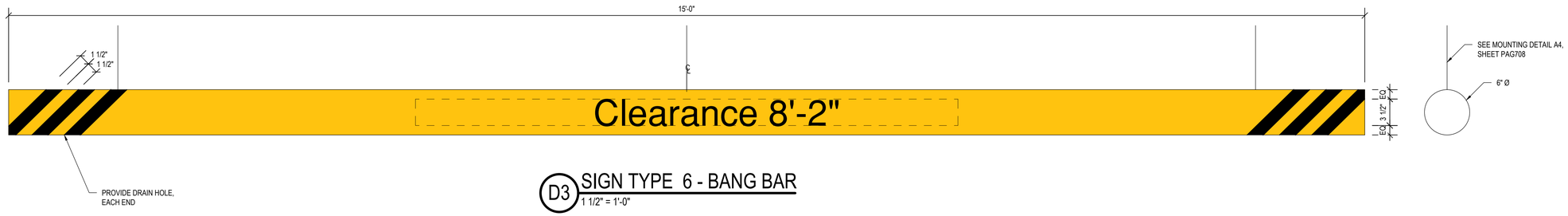


D3 SIGN TYPE 6 - BANG BAR
1 1/2" = 1'-0"

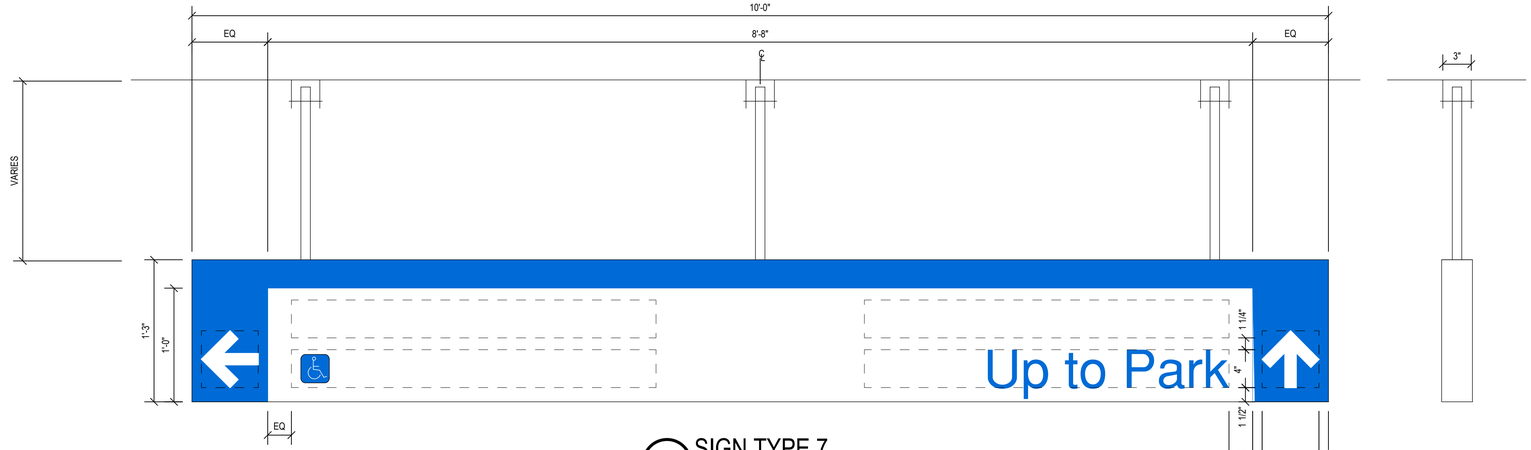


NOTES
TEXT AND PANEL BORDER TO MATCH FLOOR COLOR.
DIRECTIONAL ARROWS ARE WHITE.

B3 SIGN TYPE 7
1 1/2" = 1'-0"

| SYM | DESCRIPTION | DATE | APPR. |
|---|---|---|---|
| | MOD P00006 AND MOD P00007 | 10/2025 | |
| | MOD P00005 | 05/2023 | |

NAVFAC

REGISTERED ARCHITECT COMMONWEALTH OF PENNSYLVANIA
ADAM SILBAUGH RA406169
01/13/23
SEAL

BAMFORTH ENGINEERS + SURVEYORS

A/E INFO

APPROVED
FOR COMMANDER NAVFAC 11/21/2025

ACTIVITY
Approved by J. Scott Roberts, Asset Management Branch Head & Supervisory Facility Planner, PWD Beaufort, SC via email.

SATISFACTORY TO DATE 12/15/2022

| | | | | | |
|---|---|---|---|---|---|
| DES | TJR | DRW | DBM | CHK | SME |
| PM/DM | KTB/RLH | | | | |
| BRANCH MANAGER | DLB | | | | |
| CHIEF ENG/ARCH | EJA | | | | |
| FIRE PROTECTION | DSN | | | | |

DEPARTMENT OF THE NAVY
NAVAL FACILITIES ENGINEERING SYSTEMS COMMAND
NAVAL FACILITIES ENGINEERING SYSTEMS COMMAND - MID-ATLANTIC NORFOLK, VA
DC CORE
MCAS BEAUFORT
BEAUFORT, SC
P-475 AIRCRAFT MAINTENANCE HANGAR - VOLUME 4 (PARKING GARAGE OPTION)
SIGNAGE DETAILS

SCALE: SEE PLAN
EPROJECT NO.: 1363603
CONSTR. CONTR. NO.
NAVFAC DRAWING NO. 12860361
SHEET 1140 OF 1412

PAG702

DRAWFORM REVISION: 25 AUGUST 2020

FILE NAME: C:\pwworking\gfpw01\dmcfarland\d1356052\PAG701.dwg LAYOUT NAME: PAG702 PLOTTED: Tuesday, November 11, 2025 - 8:25am USER: dmcfarland

NOTES
TEXT AND PANEL BORDER TO MATCH FLOOR COLOR.

D3 SIGN TYPE 8
3" = 1'-0"

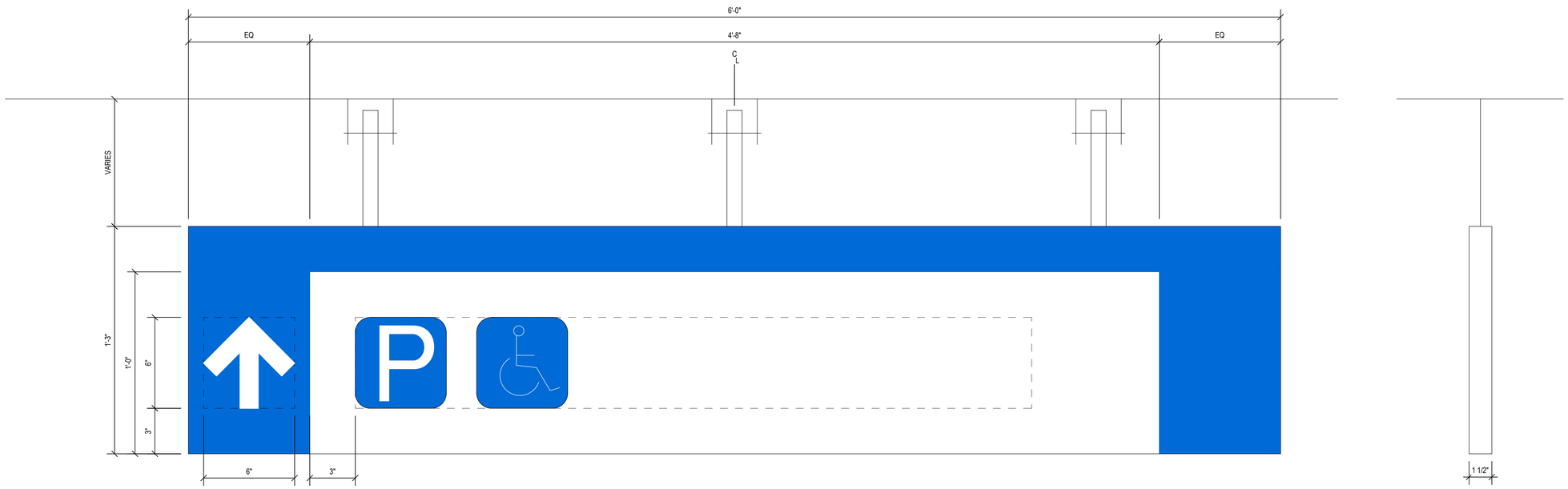


NOTES
1. TEXT AND PANEL BORDER TO MATCH GROUND FLOOR COLOR; DIRECTIONAL ARROWS ARE WHITE.

B3 SIGN TYPE 9
3" = 1'-0"

| SYM | DESCRIPTION | DATE | APPR |
|---|---|---|---|
| | MOD P00006 AND MOD P00007 | 10/2025 | |
| | MOD P00005 | 05/2023 | |

NAVFAC

REGISTERED ARCHITECT PENNSYLVANIA JOSEPH ADAM SILBAUGH RA-026169 01/13/23 SEAL

BAMFORTH ENGINEERS + SURVEYORS

A/E INFO

APPROVED
FOR COMMANDER NAVFAC 11/21/2025

ACTIVITY
Approved by J. Scott Roberts, Asset Management Branch Head & Supervisory Facility Planner, PWD Beaufort, SC via email.

SATISFACTORY TO DATE 12/15/2022

| | | | |
|---|---|---|---|
| DES | TJR | DRW DBM | CHK SME |
| PM/DM | KTB/RLH | | |
| BRANCH MANAGER | DLB | | |
| CHIEF ENG/ARCH | EJA | | |
| FIRE PROTECTION | DSN | | |

DEPARTMENT OF THE NAVY
NAVAL FACILITIES ENGINEERING SYSTEMS COMMAND
DC CORE
NAVAL FACILITIES ENGINEERING SYSTEMS COMMAND - MID-ATLANTIC NORFOLK, VA
MCAS BEAUFORT
BEAUFORT, SC
P-475 AIRCRAFT MAINTENANCE HANGAR - VOLUME 4 (PARKING GARAGE OPTION)
SIGNAGE DETAILS

SCALE: SEE PLAN
EPROJECT NO.: 1363603
CONSTR. CONTR. NO.
NAVFAC DRAWING NO. 12860362
SHEET 1141 OF 1412

PAG703

DRAWFORM REVISION: 25 AUGUST 2020

FILE NAME: C:\pwworking\gfpw01\dmcfarland\d1356052\PAG701.dwg LAYOUT NAME: PAG703 PLOTTED: Tuesday, November 11, 2025 - 8:25am USER: dmcfarland

C1 SIGN TYPE 10
1 1/2" = 1'-0"

C2 SIGN TYPE 11
1 1/2" = 1'-0"

NOTES:
1. TEXT WILL BE WHITE. CONTRASTING BACKGROUND WILL MATCH FLOOR COLOR.
2. SIGN TO BE PAINTED ON $\frac{1}{8}$" THICK ALUMINUM PLATE.

D3 SIGN TYPE 12
1 1/2" = 1'-0"




NOTES:
1. TEXT WILL BE WHITE. CONTRASTING BACKGROUND WILL MATCH FLOOR COLOR.
2. SIGN TO BE PAINTED ON $\frac{1}{8}$" THICK ALUMINUM PLATE.

D4 SIGN TYPE 13
1 1/2" = 1'-0"

NOTES:
1. TEXT WILL BE WHITE. CONTRASTING BACKGROUND WILL MATCH FLOOR COLOR.
2. SIGNS WILL BE PAINTED ON $\frac{1}{8}$" THICK ALUMINUM PLATE MOUNTED ON PV SHADE SUPPORT OR LIGHT POLE.

D5 SIGN TYPE 14
1 1/2" = 1'-0"

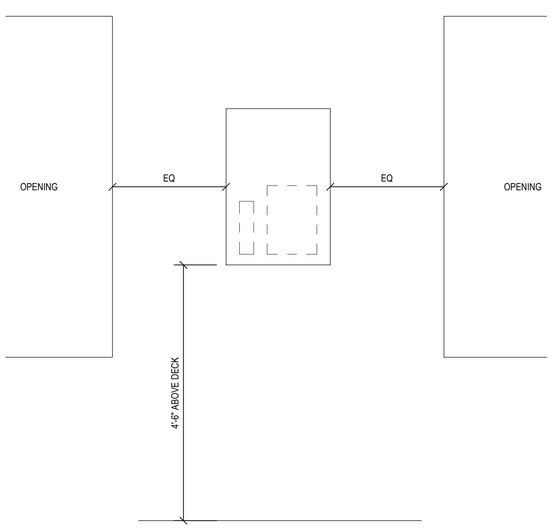


A1 SIGN LOCATION ABOVE DECK (FOR SIGN TYPE 12-13, & 15-20)
3/4" = 1'-0"

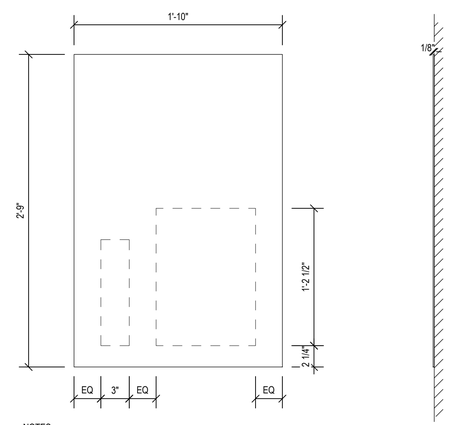


NOTES:
- SIZE SIGN FACE (4'-0" H x 2'-8" W)
- HELVETICA NUEU - 85 HEAVY, BOLD, AND MEDIUM
- COORDINATE FINAL FLOOR COLOR WITH ARCHITECT
- SIGNS WILL BE PAINTED ON $\frac{1}{8}$" THICK ALUMINUM PLATE.

B3 MESSAGE LAYOUT
1 1/2" = 1'-0"

| SYM | DESCRIPTION | DATE | APPR. |
|---|---|---|---|
| | MOD P00006 AND MOD P00007 | 10/2025 | |
| | MOD P00005 | 05/2023 | |

NAVFAC

REGISTERED ARCHITECT PENNSYLVANIA ADAM SILBAUGH RA-026169 01/13/23

BAMFORTH ENGINEERS + SURVEYORS

A/E INFO

APPROVED

FOR COMMANDER NAVFAC 11/21/2025

ACTIVITY
Approved by J. Scott Roberts, Asset Management Branch Head & Supervisory Facility Planner, PWD Beaufort, SC via email.

SATISFACTORY TO DATE 12/15/2022

| DES | TJR | DRW | DBM | CHK | SME |
|---|---|---|---|---|---|

| | |
|---|---|
| PM/DM | KTB/RLH |
| BRANCH MANAGER | DLB |
| CHIEF ENG/ARCH | EJA |
| FIRE PROTECTION | DSN |

DEPARTMENT OF THE NAVY
NAVAL FACILITIES ENGINEERING SYSTEMS COMMAND
NAVAL FACILITIES ENGINEERING SYSTEMS COMMAND - MID-ATLANTIC
NORFOLK, VA
DC CORE
MCAS BEAUFORT
BEAUFORT, SC
P-475 AIRCRAFT MAINTENANCE HANGAR - VOLUME 4 (PARKING GARAGE OPTION)
SIGNAGE DETAILS

SCALE: SEE PLAN
EPROJECT NO.: 1363603
CONSTR. CONTR. NO.
NAVFAC DRAWING NO. 12860363
SHEET 1142 OF 1412

PAG704

DRAWFORM REVISION: 25 AUGUST 2020

FILE NAME: C:\pwworking\gfpw01\dmcfarland\d1356052\PAG701.dwg LAYOUT NAME: PAG704 PLOTTED: Tuesday, November 11, 2025 - 8:25am USER: dmcfarland

D1 SIGN TYPE 15
1 1/2" = 1'-0"

D2 SIGN TYPE 16
1 1/2" = 1'-0"

D3 SIGN TYPE 17
1 1/2" = 1'-0"

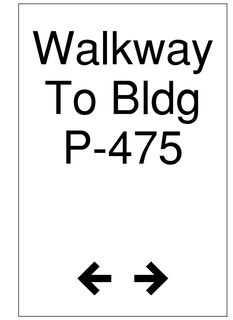


D4 SIGN TYPE 18
1 1/2" = 1'-0"

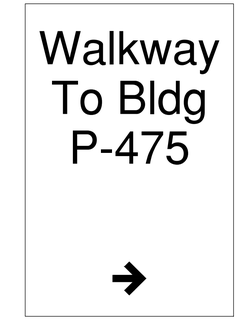


D5 SIGN TYPE 19
1 1/2" = 1'-0"

NOTES (FOR SIGN TYPE 15 - 20):
1. TEXT WILL BE WHITE. CONTRASTING BACKGROUND WILL MATCH FLOOR COLOR.
2. SIGNS WILL BE PAINTED ON $\frac{1}{8}$" THICK ALUMINUM PLATE.
3. MOUNT SIGNS ON POST OR WALL.
4. SEE SIGN LOCATION DETAIL ON SHEET PAG705.

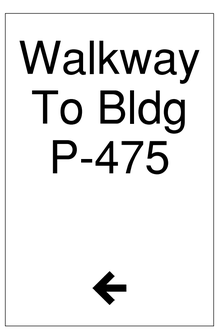


B1 SIGN TYPE 20
1 1/2" = 1'-0"

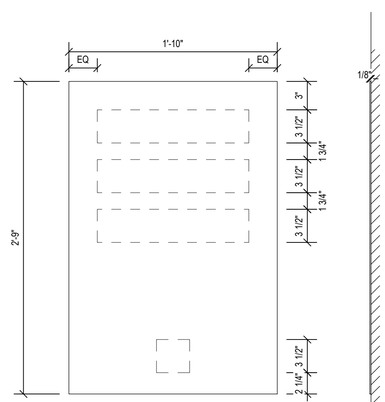


NOTES:
- SIZE SIGN FACE (4'-0" H x 2'-8" W)
- HELVETICA NUEU - 85 HEAVY, BOLD, AND MEDIUM
- COORDINATE FINAL FLOOR COLOR WITH ARCHITECT

B2 MESSAGE LAYOUT(FOR SIGN TYPE 15-20)
1 1/2" = 1'-0"

B3 SIGN TYPE 23
1 1/2" = 1'-0"

B4 SIGN TYPE 24
1 1/2" = 1'-0"

NOTES (FOR SIGN TYPE 23 - 24):
1. SEE SHEET PAG701 FOR MESSAGE LAYOUT AND SIGN LOCATION DETAIL.
2. SIGNS WILL BE PAINTED ON $\frac{1}{8}$" THICK ALUMINUM PLATE.

| SYM | DESCRIPTION | DATE | APPR |
|---|---|---|---|
| | MOD P00006 AND MOD P00007 | 10/2025 | |
| | MOD P00005 | 05/2023 | |

NAVFAC

REGISTERED ARCHITECT PENNSYLVANIA
ADAM SILBAUGH RA-026169
01/13/23

BAMFORTH ENGINEERS + SURVEYORS

A/E INFO

APPROVED
FOR COMMANDER NAVFAC 11/21/2025

ACTIVITY
Approved by: J. Scott Roberts, Asset Management Branch Head & Supervisory Facility Planner, PWD Beaufort, SC via email.

SATISFACTORY TO DATE 12/15/2022

DES TJR | DRW DBM | CHK SME
PM/DM KTB/RLH
BRANCH MANAGER DLB
CHIEF ENG/ARCH EJA
FIRE PROTECTION DSN

DEPARTMENT OF THE NAVY
NAVAL FACILITIES ENGINEERING SYSTEMS COMMAND
NAVAL FACILITIES ENGINEERING SYSTEMS COMMAND - MID-ATLANTIC
NORFOLK, VA
DC CORE
MCAS BEAUFORT
BEAUFORT, SC
P-475 AIRCRAFT MAINTENANCE HANGAR - VOLUME 4 (PARKING GARAGE OPTION)
SIGNAGE DETAILS

SCALE: SEE PLAN
EPROJECT NO.: 1363603
CONSTR. CONTR. NO.
NAVFAC DRAWING NO. 12860364
SHEET 1143 OF 1412
PAG705

DRAWFORM REVISION: 25 AUGUST 2020

FILE NAME: C:\pwworking\gfpw01\dmcfarland\d1356052\PAG701.dwg LAYOUT NAME: PAG705 PLOTTED: Tuesday, November 11, 2025 - 8:25am USER: dmcfarland

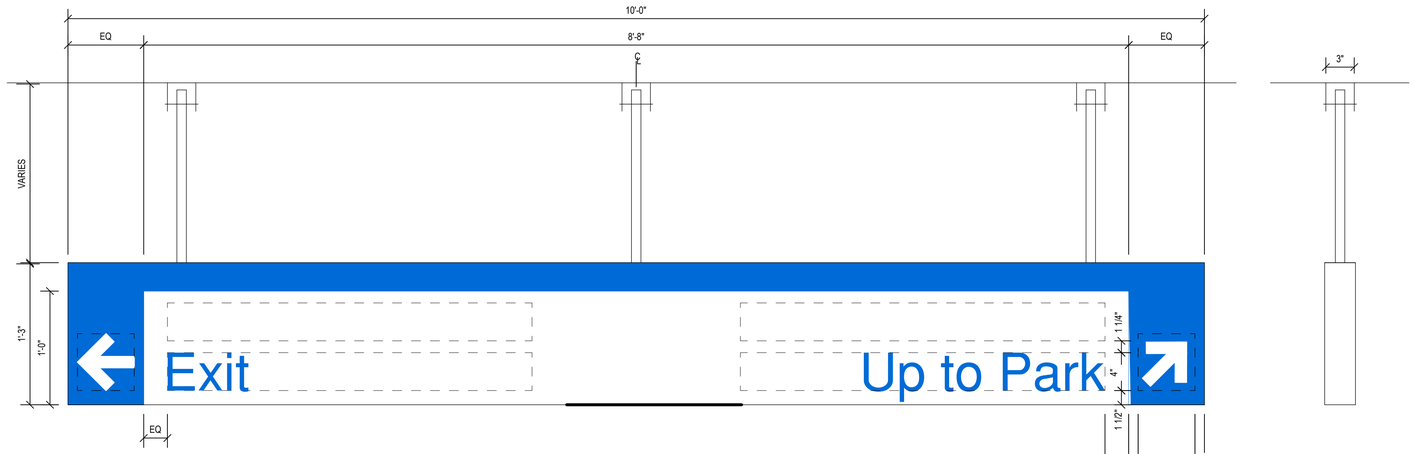


NOTES
1. TEXT AND PANEL BORDER TO MATCH GROUND FLOOR COLOR; DIRECTIONAL ARROWS ARE WHITE.

D3 SIGN TYPE 21
1 1/2" = 1'-0"

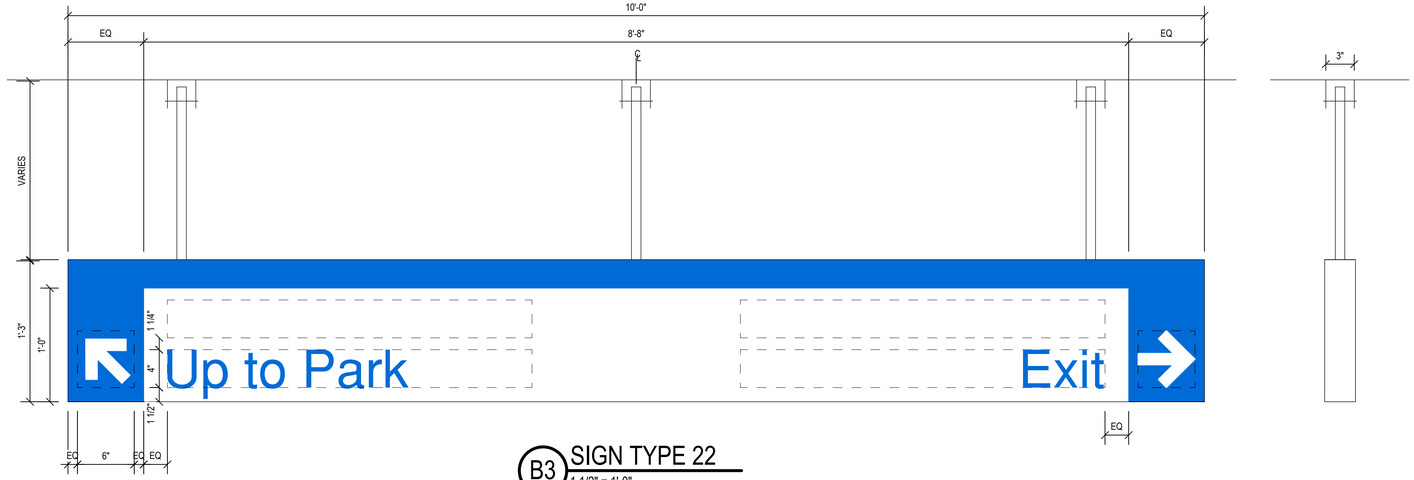


NOTES
1. TEXT AND PANEL BORDER TO MATCH GROUND FLOOR COLOR; DIRECTIONAL ARROWS ARE WHITE.

B3 SIGN TYPE 22
1 1/2" = 1'-0"

| SYM | DESCRIPTION | DATE | APPR |
|---|---|---|---|
| | MOD P00006 AND MOD P00007 | 10/2025 | |
| | MOD P00005 | 05/2023 | |

NAVFAC

REGISTERED ARCHITECT PENNSYLVANIA JOSEPH ADAM SILBAUGH RA-026169 01/13/23

BAMFORTH ENGINEERS + SURVEYORS

A/E INFO

APPROVED
FOR COMMANDER NAVFAC 11/21/2025

ACTIVITY:
Approved by J. Scott Roberts, Asset Management Branch Head & Supervisory Facility Planner, PWD Beaufort, SC via email.

SATISFACTORY TO DATE 12/15/2022

| DES TJR | DRW DBM | CHK SME |
|---|---|---|
| PM/DM | KTB/RLH | |
| BRANCH MANAGER | DLB | |
| CHIEF ENG/ARCH | EJA | |
| FIRE PROTECTION | DSN | |

DEPARTMENT OF THE NAVY
NAVAL FACILITIES ENGINEERING SYSTEMS COMMAND
NAVAL FACILITIES ENGINEERING SYSTEMS COMMAND - MID-ATLANTIC
NORFOLK, VA
DC CORE
MCAS BEAUFORT
BEAUFORT, SC
P-475 AIRCRAFT MAINTENANCE HANGAR - VOLUME 4 (PARKING GARAGE OPTION)
SIGNAGE DETAILS

SCALE: SEE PLAN
EPROJECT NO.: 1363603
CONSTR. CONTR. NO.
NAVFAC DRAWING NO. 12860365
SHEET 1144 OF 1412

PAG706

DRAWFORM REVISION: 25 AUGUST 2020

FILE NAME: C:\pwworking\gfpw01\dmcfarland\d1356052\PAG701.dwg LAYOUT NAME: PAG706 PLOTTED: Tuesday, November 11, 2025 - 8:25am USER: dmcfarland

C1 SIGN TYPE 26
1 1/2" = 1'-0"

C2 SIGN TYPE 27
1 1/2" = 1'-0"

C3 SIGN TYPE 28
1 1/2" = 1'-0"

C4 SIGN TYPE 29
1 1/2" = 1'-0"

NOTES (FOR SIGN TYPE 26 - 29):
1. SEE SHEET PAG701 FOR MESSAGE LAYOUT AND SIGN LOCATION DETAIL.
2. SIGNS WILL BE PAINTED ON $\frac{1}{8}$" THICK ALUMINUM PLATE.

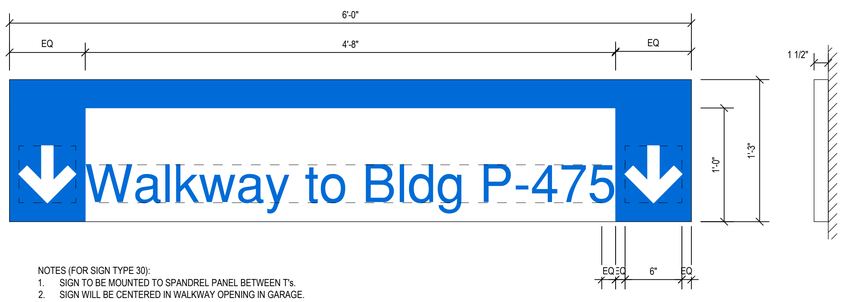


NOTES (FOR SIGN TYPE 30):
1. SIGN TO BE MOUNTED TO SPANDREL PANEL BETWEEN T's.
2. SIGN WILL BE CENTERED IN WALKWAY OPENING IN GARAGE.

B1 SIGN TYPE 30
1 1/2" = 1'-0"

| SYM | DESCRIPTION | DATE | APPR. |
|---|---|---|---|
| | MOD P00006 AND MOD P00007 | 10/2025 | |
| | MOD P00005 | 05/2023 | |

NAVFAC

REGISTERED ARCHITECT PENNSYLVANIA JOSEPH ADAM SILBAUGH RA-406169 01/13/23

BAMFORTH ENGINEERS + SURVEYORS

A/E INFO

APPROVED
FOR COMMANDER NAVFAC 11/21/2025

ACTIVITY
Approved by J. Scott Roberts, Asset Management Branch Head & Supervisory Facility Planner, PWD Beaufort, SC via email.

SATISFACTORY TO DATE 12/15/2022

| DES | TJR | DRW | DBM | CHK | SME |
|---|---|---|---|---|---|
| PM/DM | KTB/RLH | | | | |
| BRANCH MANAGER | DLB | | | | |
| CHIEF ENG/ARCH | EJA | | | | |
| FIRE PROTECTION | DSN | | | | |

DEPARTMENT OF THE NAVY
NAVAL FACILITIES ENGINEERING SYSTEMS COMMAND
DC CORE
NAVAL FACILITIES ENGINEERING SYSTEMS COMMAND - MID-ATLANTIC
NORFOLK, VA
MCAS BEAUFORT
BEAUFORT, SC
P-475 AIRCRAFT MAINTENANCE HANGAR - VOLUME 4 (PARKING GARAGE OPTION)
SIGNAGE DETAILS

SCALE: SEE PLAN
EPROJECT NO.: 1363603
CONSTR. CONTR. NO.
NAVFAC DRAWING NO. 12860366
SHEET 1145 OF 1412

PAG707

DRAWFORM REVISION: 25 AUGUST 2020

FILE NAME: C:\pwworking\gfpw01\dmcfarland\d1356052\PAG701.dwg LAYOUT NAME: PAG707 PLOTTED: Tuesday, November 11, 2025 - 8:26am USER: dmcfarland

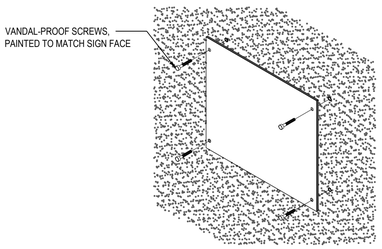


WALL MOUNTING NON-ILLUMINATED SIGNS:
1. ALUMINUM WALL PANEL SIGNS SHALL BE FASTENED WITH A MINIMUM OF 4 MECHANICAL FASTENERS.
2. ANCHORS SHOULD BE PROVIDED IN THE WALL THAT ARE SUITABLE FOR THE PARTICULAR TYPE OF WALL SURFACE WHERE THE SIGN IS BEING INSTALLED.

## C1 SIGN TYPES 1-3, 12-14, 15-20, 23,24, & 26-29 MOUNT DETAIL
NO SCALE

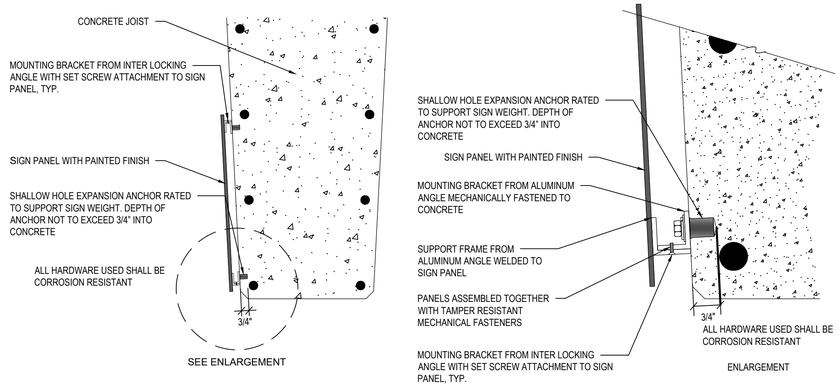


## C2 SIGN TYPES 8 & 30 MOUNT DETAIL
NO SCALE

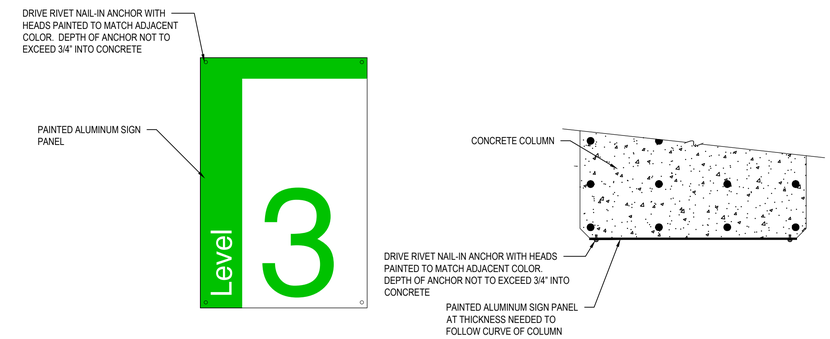


## C4 SIGN TYPES 1-3, 12-14, 15-20, 23,24, & 26-29 MOUNT DETAIL
NO SCALE

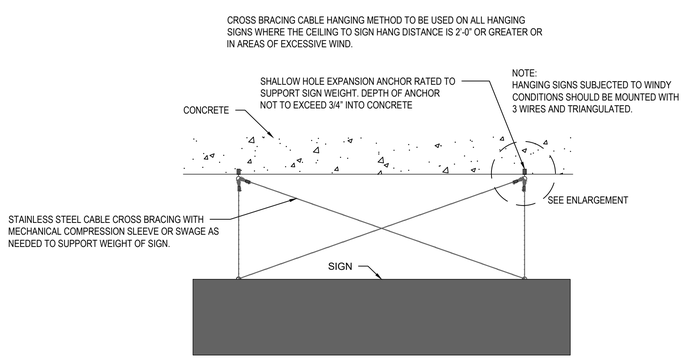


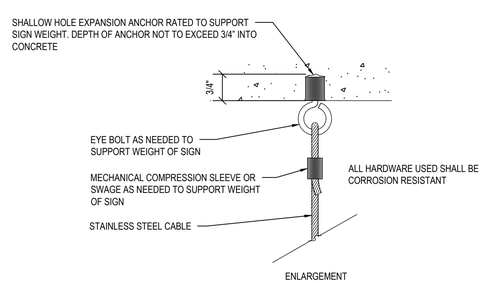


## A2 SIGN TYPES 7,9, 21, & 22 MOUNT DETAIL
NO SCALE

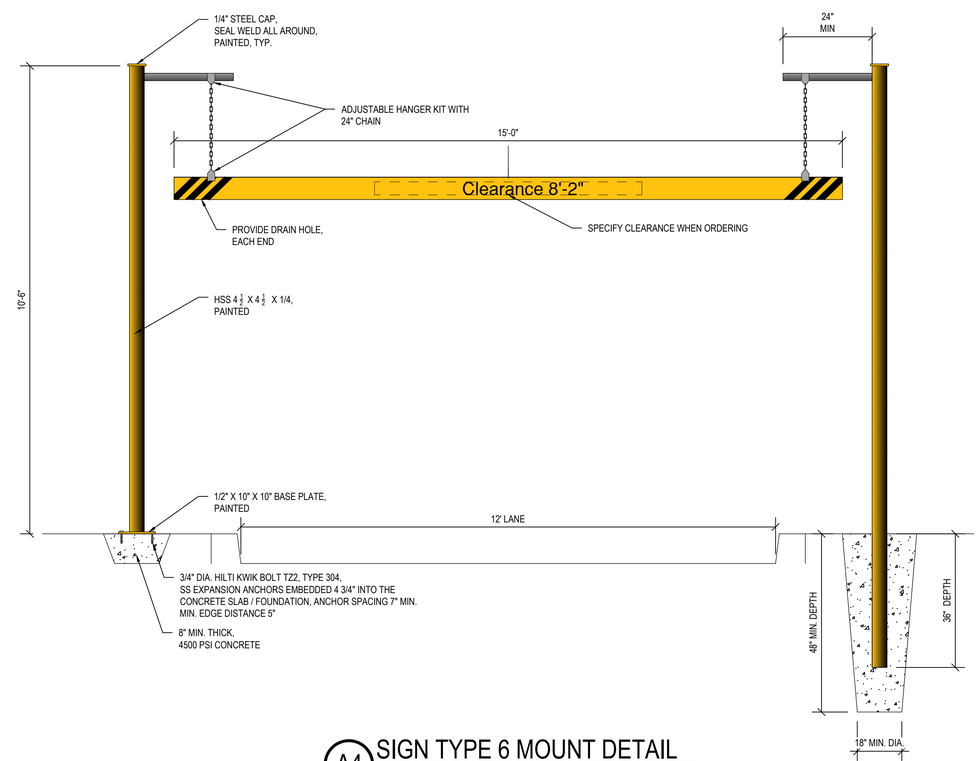


## A4 SIGN TYPE 6 MOUNT DETAIL
NO SCALE

| SYM | DESCRIPTION | DATE | APPR |
|---|---|---|---|
| | MOD P00006 AND MOD P00007 | 10/2025 | |
| | MOD P00005 | 05/2023 | |

NAVFAC

REGISTERED ARCHITECT COMMONWEALTH OF PENNSYLVANIA ADAM SILBAUGH RA-006169 01/13/23 SEAL

BAMFORTH ENGINEERS + SURVEYORS

A/E INFO

APPROVED
FOR COMMANDER NAVFAC 11/21/2025

ACTIVITY
Approved by J. Scott Roberts, Asset Management Branch Head & Supervisory Facility Planner, PWD Beaufort, SC via email.

SATISFACTORY TO DATE 12/15/2022

| DES | TJR | DRW | DBM | CHK | SME |
|---|---|---|---|---|---|
| PM/DM | KTB/RLH | | | | |
| BRANCH MANAGER | DLB | | | | |
| CHIEF ENG/ARCH | EJA | | | | |
| FIRE PROTECTION | DSN | | | | |

DEPARTMENT OF THE NAVY
NAVAL FACILITIES ENGINEERING SYSTEMS COMMAND
NAVAL FACILITIES ENGINEERING SYSTEMS COMMAND - MID-ATLANTIC NORFOLK, VA
DC CORE
MCAS BEAUFORT
BEAUFORT, SC
P-475 AIRCRAFT MAINTENANCE HANGAR - VOLUME 4 (PARKING GARAGE OPTION)
SIGNAGE DETAILS

SCALE: SEE PLAN
EPROJECT NO.: 1363603
CONSTR. CONTR. NO.
NAVFAC DRAWING NO. 12860367
SHEET 1146 OF 1412

PAG708

DRAWFORM REVISION: 25 AUGUST 2020

FILE NAME: C:\pwworking\gfpw01\dmcfarland\d1356052\PAG701.dwg LAYOUT NAME: PAG708 PLOTTED: Tuesday, November 11, 2025 - 8:26am USER: dmcfarland

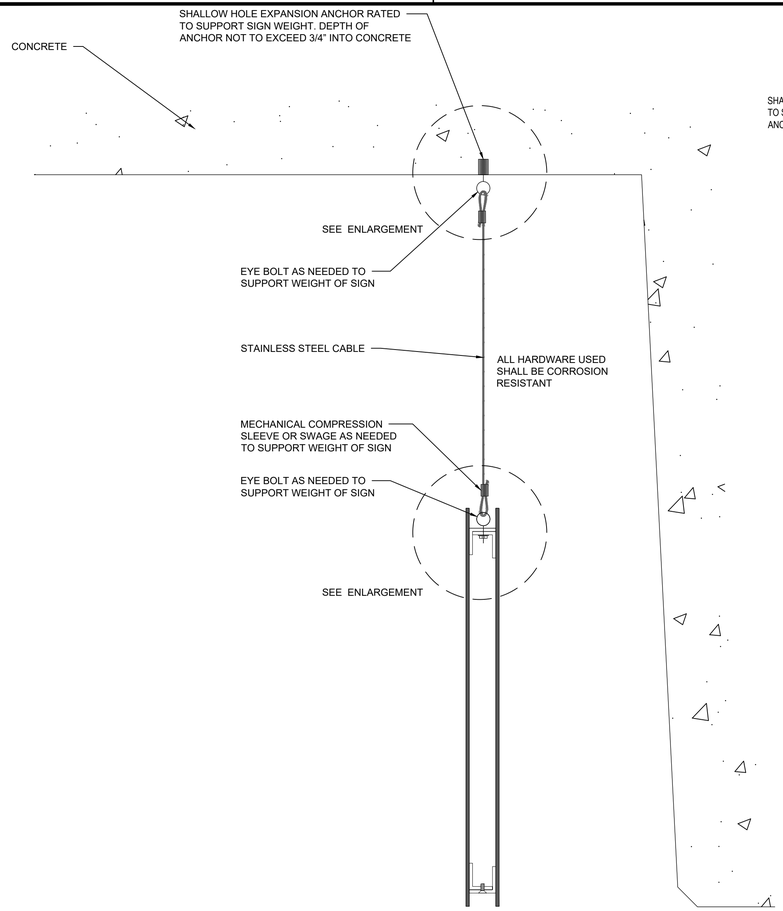


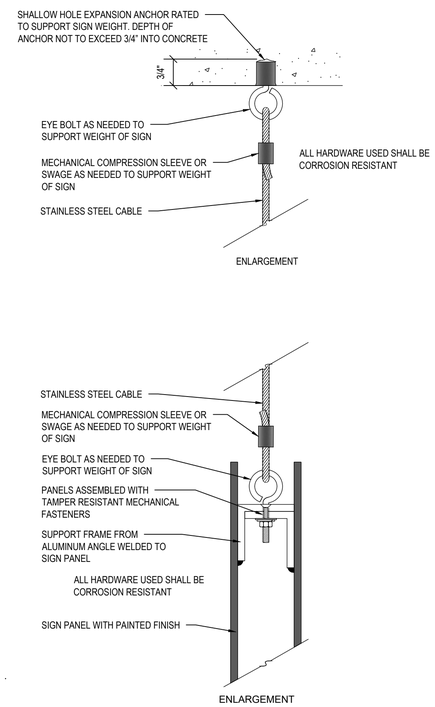


B2 SIGN TYPES 7, 9, 21, & 22 MOUNT DETAIL
NO SCALE

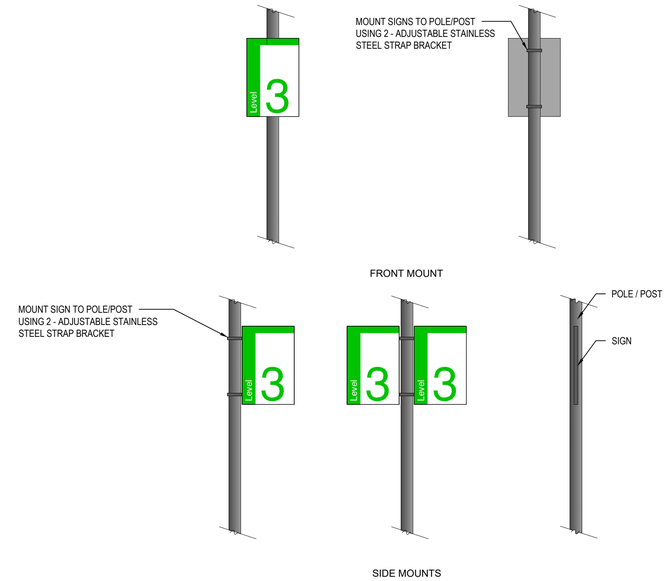


C4 SIGN TYPE 3 MOUNT DETAIL (POLE / POST MOUNT)
NO SCALE

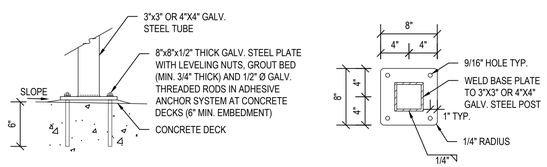


A1 SIGN TYPES 10 & 11 POST MOUNT DETAIL (DECK MOUNT OPTION)
NO SCALE

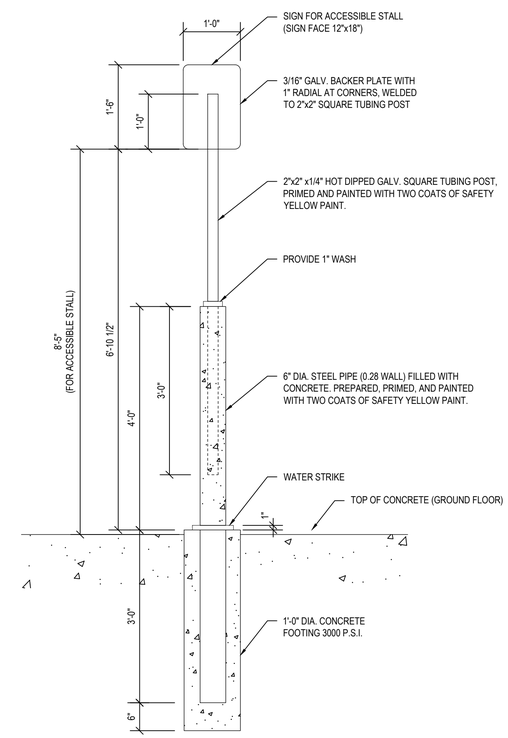


A4 SIGN TYPES 10 &11 POST MOUNT DETAIL
NO SCALE

| STM | DESCRIPTION | DATE | APPR |
|---|---|---|---|
| | MOD P00006 AND MOD P00007 | 10/2025 | |
| | MOD P00005 | 05/2023 | |

NAVFAC

REGISTERED ARCHITECT COMMONWEALTH OF PENNSYLVANIA ADAM SILBAUGH RA-026169 01/13/23 DATE

BAMFORTH ENGINEERS + SURVEYORS

A/E INFO

APPROVED
FOR COMMANDER NAVFAC 11/21/2025

ACTIVITY
Approved by J. Scott Roberts, Asset Management Branch Head & Supervisory Facility Planner, PWD Beaufort, SC via email.

SATISFACTORY TO DATE 12/15/2022

| DES | TJR | DRW | DBM | CHK | SME |
|---|---|---|---|---|---|

| | |
|---|---|
| PM/DM | KTB/RLH |
| BRANCH MANAGER | DLB |
| CHIEF ENG/ARCH | EJA |
| FIRE PROTECTION | DSN |

DEPARTMENT OF THE NAVY
NAVAL FACILITIES ENGINEERING SYSTEMS COMMAND
DC CORE
MCAS BEAUFORT
NAVAL FACILITIES ENGINEERING SYSTEMS COMMAND - MID-ATLANTIC NORFOLK, VA
BEAUFORT, SC
P-475 AIRCRAFT MAINTENANCE HANGAR - VOLUME 4 (PARKING GARAGE OPTION)
SIGNAGE DETAILS

SCALE: SEE PLAN
EFPROJECT NO.: 1363603
CONSTR. CONTR. NO.
NAVFAC DRAWING NO. 12860368
SHEET 1147 OF 1412

PAG709

DRAWFORM REVISION: 25 AUGUST 2020

FILE NAME: C:\pwworking\gfpw01\dmcfarland\d1356052\PAG701.dwg LAYOUT NAME: PAG709 PLOTTED: Tuesday, November 11, 2025 - 8:26am USER: dmcfarland

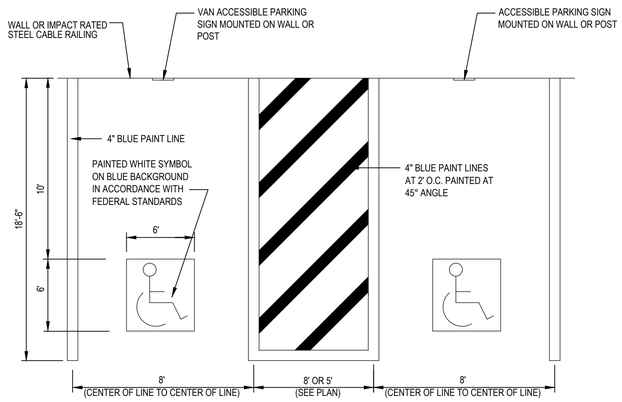


NOTES:

1. SEE SITE PLAN FOR ACCESSIBLE SPACE LOCATION AND DIMENSIONS.
2. APPLY TWO COATS OF PAINT ON ALL SURFACES.

## C1 ACCESSIBLE PARKING SPACE DETAIL

NO SCALE

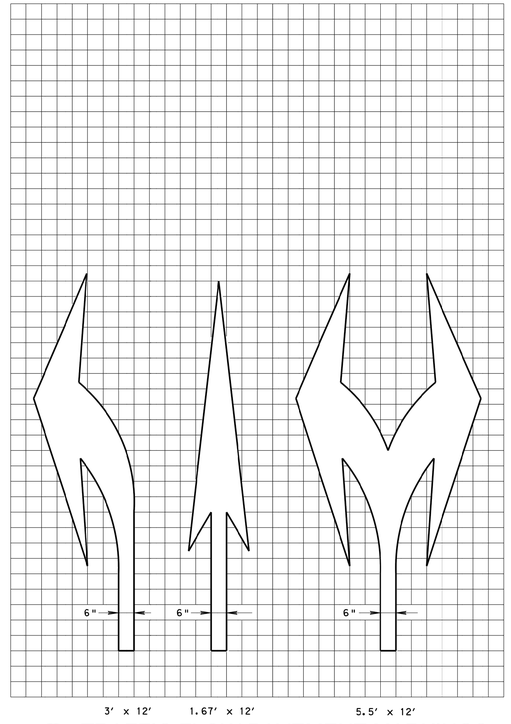


## C3 TRAFFIC FLOW PAVEMENT MARKINGS

NO SCALE

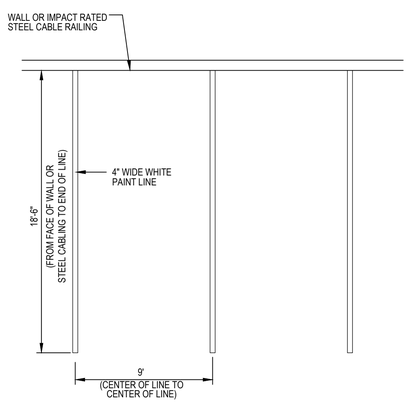


## B1 VEHICULAR PARKING SPACE DETAIL

NO SCALE

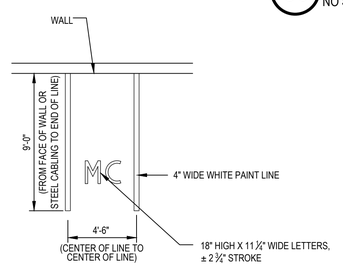


## B2 MOTORCYCLE PARKING SPACE DETAIL

NO SCALE

| SYM | DESCRIPTION | DATE | APPR. |
|---|---|---|---|
| | MOD P00006 AND MOD P00007 | 10/2025 | |
| | MOD P00005 | 05/2023 | |

NAVFAC

REGISTERED ARCHITECT COMMONWEALTH OF PENNSYLVANIA ADAM SILBAUGH RA406169 01/13/23 SEAL

BAMFORTH ENGINEERS + SURVEYORS

A/E INFO

APPROVED

FOR COMMANDER NAVFAC 11/21/2022

ACTIVITY: Approved by J. Scott Roberts, Asset Management Branch Head & Supervisory Facility Planner, PWD Beaufort, SC via email.

SATISFACTORY TO DATE 12/15/2022

| | | | | | |
|---|---|---|---|---|---|
| DES | TJR | DRW | DBM | CHK | SME |
| PM/DM | KTB/RLH | | | | |
| BRANCH MANAGER | DLB | | | | |
| CHIEF ENG/ARCH | EJA | | | | |
| FIRE PROTECTION | DSN | | | | |

DEPARTMENT OF THE NAVY
NAVAL FACILITIES ENGINEERING SYSTEMS COMMAND
DC CORE
NAVAL FACILITIES ENGINEERING SYSTEMS COMMAND - MID-ATLANTIC NORFOLK, VA
MCAS BEAUFORT
BEAUFORT, SC
P-475 AIRCRAFT MAINTENANCE HANGAR - VOLUME 4 (PARKING GARAGE OPTION)
STRIPING DETAILS

SCALE: SEE PLAN
EPROJECT NO.: 1363603
CONSTR. CONTR. NO.
NAVFAC DRAWING NO. 12860369
SHEET 1148 OF 1412

PAG710

DRAWFORM REVISION: 25 AUGUST 2020

FILE NAME: C:\pwworking\gfpw01\dmcfarland\d1356052\PAG701.dwg LAYOUT NAME: PAG710 PLOTTED: Tuesday, November 11, 2025 - 8:26am USER: dmcfarland