APPLICABLE CRITERIA

UFC 1-200-01	DOD BUILDING CODE (CHANGE 1, 1 OCT 2020)
UFC 3-600-01	FIRE PROTECTION ENGINEERING FOR FACILITIES (CHANGE 5, 25 SEP 2020)
IBC	INTERNATIONAL BUILDING CODE, 2018
NFPA 14	STANDARD FOR THE INSTALLATION OF STANDPIPE AND HOSE SYSTEMS, 2019
NFPA 70	NATIONAL ELECTRICAL CODE, 2020
NFPA 88A	STANDARD FOR PARKING STRUCTURES, 2019
NFPA 101	LIFE SAFETY CODE, 2018 (LSC)
ABA	ARCHITECTURAL BARRIERS ACT

USE GROUP/OCCUPANCY

S-2 (IBC 311.3) / STORAGE (LSC 6.1.13) - ORDINARY HAZARD (LSC 42.1.5)
OPEN PARKING GARAGE (NFPA 88A)
CLIMATE ZONE: A3
ENVIROMENTAL SEVERITY INDEX: C4

FIRE PROTECTION SYSTEMS

DRY-PIPE SPRINKLER SYSTEM
(NOT REQUIRED BY NFPA 88A; SYSTEM REQUESTED BY FIRE DEPARTMENT)

FIRE ALARM SYSTEM

CONSTRUCTION TYPE

PARKING GARAGE TYPE IIB

BUILDING HEIGHT AND AREA

	GROUP S-2 TYPE IIB
ALLOWABLE HEIGHT	55 FT 3 STORIES
ACTUAL HEIGHT	35 FT 3 STORIES
ALLOWABLE AREA (SF)	UNLIMITED
ACTUAL AREA (SF)	64,346

FIRE RESISTANCE RATINGS OF BUILDING ELEMENTS

BUILDING ELEMENT	IBC TYPE IIB
STRUCTURAL FRAME, INCLUDING COLUMNS, GIRDERS, TRUSSES	0-HR
STRUCTURAL FRAME SUPPORTING A ROOF ONLY	0-HR
BEARING WALLS, EXTERIOR	0-HR
BEARING WALLS, INTERIOR	0-HR
NON-BEARING WALLS, EXTERIOR	0-HR
NON-BEARING WALLS, INTERIOR	0-HR
FLOOR CONSTRUCTION, INCLUDING SUPPORTING BEAMS AND JOISTS	0-HR
ROOF CONSTRUCTION, INCLUDING SUPPORTING BEAMS AND JOISTS	0-HR

EXTERIOR WALLS

FIRE SEPARATION DISTANCE (FSD)	GROUP S-2/TYPE IIB
FSD < 5 FT	1
5 FT ≤ FSD < 10 FT	1
FSD ≥ 10 FT	0

INTERIOR FIRE RESISTANCE REQUIREMENTS

N/A

INTERIOR FINISH CLASSIFICATION

MINIMUMS BASED ON LSC TABLE A.10.2.2:

OCCUPANCY	EXITS	EXIT ACCESS CORRIDORS	OTHER
STORAGE	CLASS B	CLASS C	CLASS C

OCCUPANT LOAD

LOAD FACTORS (LSC TABLE 7.3.1.2, IBC TABLE 1004.5):
PARKING GARAGES 200-SF/PERSON

FLOOR LEVEL	OCCUPANCY/USE	APPROX. AREA (SF)	OCCUPANT LOAD FACTOR (SF/PERSON)	OCCUPANT LOAD (PERSONS)
1	GROUP S-2/PARKING	64,346	200	322
2	GROUP S-2/PARKING	64,346	200	322
3	GROUP S-2/PARKING	64,346	200	322
	OVERALL TOTAL	193,038	-	966

ARRANGEMENT OF MEANS OF EGRESS

BASED ON LSC TABLE A.7.6:

OCCUPANCY	EXIT ACCESS TRAVEL DISTANCE (FT)	COMMON PATH OF TRAVEL (FT)	DEAD-END CORRIDOR (FT)
OPEN PARKING STRUCTURE	300	50	50

CAPACITY AND NUMBER OF MEANS OF EGRESS

CAPACITY OF MEANS OF EGRESS (LSC TABLE 7.3.3.1):
LEVEL COMPONENTS (WIDTH/PERSON) 0.2 IN/PERSON
STAIRWAYS (WIDTH/PERSON) 0.3 IN/PERSON

NUMBER OF MEANS OF EGRESS (LSC 7.4):
1 WHERE AN EXIT CAN BE REACHED WITHIN DISTANCE PERMITTED AS COMMON PATH OF TRAVEL
OTHERWISE 2 FOR AREAS WITH AN OCCUPANT LOAD LESS THAN 500

FLOOR LEVEL	REQUIRED EGRESS CAPACITY	AVAILABLE EGRESS CAPACITY	MEANS OF EGRESS REQUIRED	MEANS OF EGRESS PROVIDED
1	322	805	2	4
2	322	620	2	4
3	322	620	2	4

ADDITIONAL LIFE SAFETY CRITERIA

PROVIDE MEANS OF EGRESS LIGHTING IN ACCORDANCE WITH LSC 7.8 (LSC 42.8.2.8). ARTIFICIAL LIGHTING IS REQUIRED AT LOCATIONS AND TIMES NECESSARY TO MAINTAIN ADEQUATE ILLUMINATION (LSC 7.8.1.2.1).

PROVIDE EMERGENCY LIGHTING IN ACCORDANCE WITH LSC 7.9 [LSC 42.8.2.9].

PROVIDE SIGNS FOR THE MEANS OF EGRESS IN ACCORDANCE WITH LSC 7.10 (LSC 42.8.2.10). SIGNS MUST HAVE LETTERING ON AN OPAQUE BACKGROUND. INTERNALLY ILLUMINATED SIGNS MUST BE LIGHT EMITTING DIODE (LED) TYPE, ELECTROLUMINESCENCE (LEC), OR COLD CATHODE TYPE. INCANDESCENT FIXTURES ARE NOT PERMITTED. RADIOLUMINOUS EXIT SIGNS ARE NOT PERMITTED.

FIRE EXTINGUISHERS ARE NOT REQUIRED IN APPLICABLE OCCUPANCIES (LSC).

LIFE SAFETY LEGEND

X = REQUIRED EGRESS CAPACITY (PERSONS)
Y = PROVIDED EGRESS CAPACITY (PERSONS)

XXXX ROOM AREA (SF)
XXXX OCCUPANT FACTOR (SF/PERSON)
XXXX NUMBER OF OCCUPANTS (PERSONS)

TD = XXFT TRAVEL PATH AND DISTANCE
CP = XXFT COMMON PATH OF TRAVEL
SMOKE PARTITION
1-HOUR FIRE BARRIER
POINT OF CONNECTION TO EXISTING

NOTE:
IF THIS DRAWING IS LESS THAN 34" X 22"
IT IS A REDUCED SIZE DRAWING

JENSEN HUGHES
Advancing the Science of Safety

SYM	DESCRIPTION	DATE	APPR
	MOD P00006 AND MOD P00007	10/2025	
	MOD P00005	05/2023	

NAVFAC

COMMONWEALTH OF VIRGINIA
ALISON WAKELIN
Lic. No. 037705
11/13/2023
PROFESSIONAL ENGINEER

BAMFORTH ENGINEERS & ARCHITECTS

APPROVED
FOR COMMANDER NAVFAC 11/21/2025
ACTIVITY
Approved by J. Scott Roberts, Asset Management Branch Head & Supervisory Facility Planner, PWD Beaufort, SC via email.
SATISFACTORY TO DATE 12/15/2022
DES ROP DRW AHE CHK APF
PMDM KTB / RLH
BRANCH MANAGER DSN
CHIEF ENG/ARCH EJA
FP ENGINEER DSN

DEPARTMENT OF THE NAVY
NAVAL FACILITIES ENGINEERING SYSTEMS COMMAND
DC CORE:
MCAS BEAUFORT
NAVAL FACILITIES ENGINEERING SYSTEMS COMMAND ~ MID-ATLANTIC
NORFOLK, VA
BEAUFORT, SC
P-475 AIRCRAFT MAINTENANCE HANGAR - VOLUME 4 (PARKING GARAGE OPTION)
PARKING GARAGE – LIFE SAFETY NOTES AND LEGEND

SCALE: 1/8" = 1'-0"
EPROJECT NO.: 1363603
CONSTR. CONTR. NO.
NAVFAC DRAWING NO. 12860280
SHEET 1059 OF 1412
PGC001

DRAWFORM REVISION: 25 AUGUST 2020

Autodesk Docs://2042 MFA1 520 F35 Maintenance Hangar/2042 F35 Maint Hangar_Parking Facility - FP - R17.2025.rvt
11/3/2025 4:04:26 PM

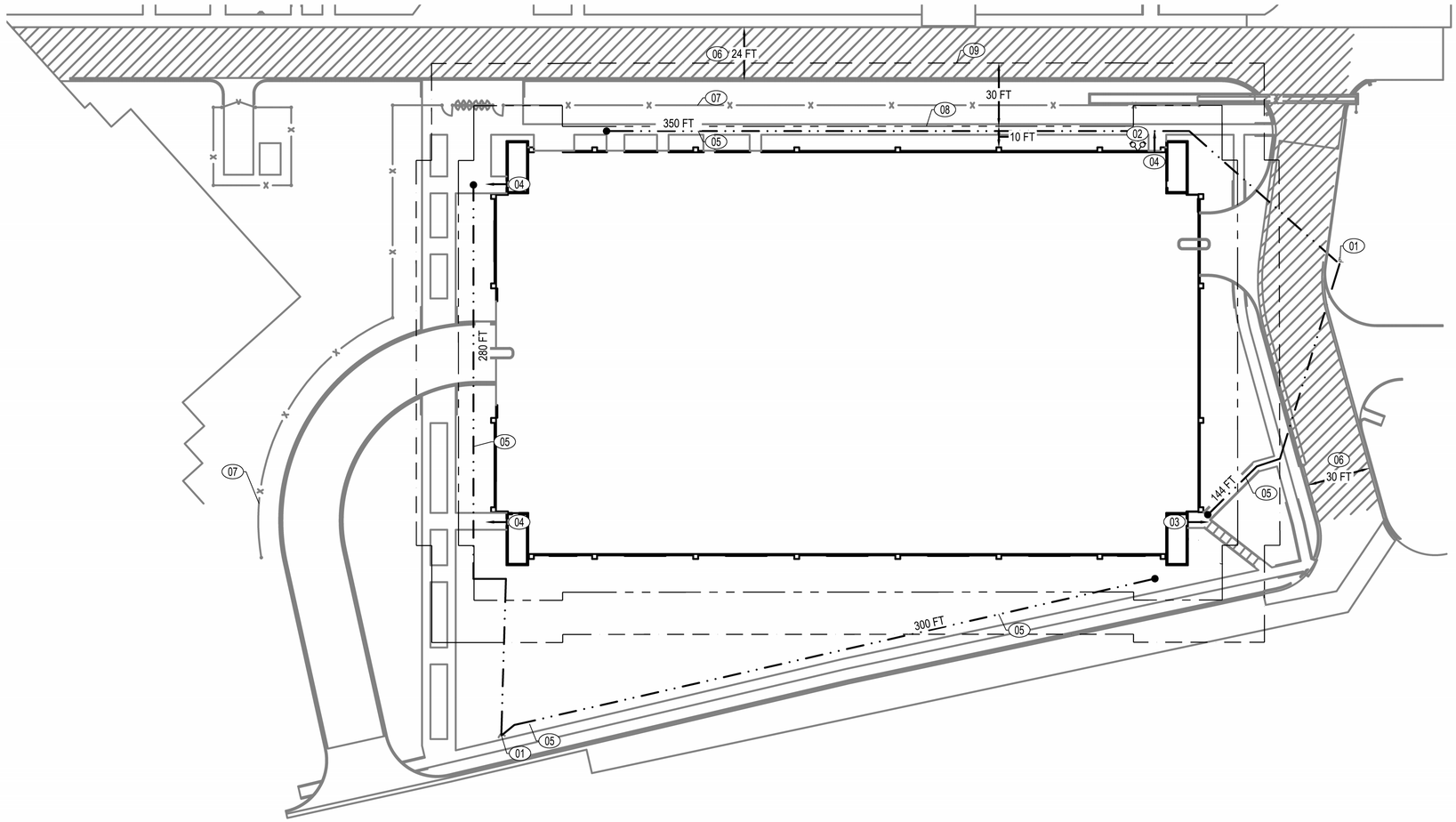

KEY NOTES (00)

1. FIRE HYDRANT
2. FIRE DEPARTMENT CONNECTION
3. MAIN ENTRANCE/EXIT DISCHARGE
4. EXIT DISCHARGE
5. FIRE HOSE LAY
6. FIRE ACCESS LANE
7. LEVEL 2 SECURITY FENCE
8. IMAGINARY PROPERTY LINE (IPL)
9. MINIMUM 30-FT FROM IPL FOR ADJACENT BUILDINGS

A1 PARKING GARAGE - CODE COMPLIANCE SITE PLAN

SCALE: 1/32" = 1'

PLAN NORTH N

0 10' 40' 80' 120'

1/32" = 1'-0" GRAPHIC SCALE

NOTE:
IF THIS DRAWING IS LESS THAN 34" X 22"
IT IS A REDUCED SIZE DRAWING

JENSEN HUGHES
Advancing the Science of Safety

SYM	DESCRIPTION	DATE	APPR
	MOD P00006 AND MOD P00007	10/2025	
	MOD P00005	05/2023	

NAVFAC

COMMONWEALTH OF VIRGINIA
ALISON WAKELIN
Lic. No. 037705
11/13/2023
PROFESSIONAL ENGINEER
SEAL

BAMFORTH
ENGINEERS CONTRACTORS
A/E INFO

APPROVED
FOR COMMANDER NAVFAC 11/21/2025

ACTIVITY
Approved by J. Scott Roberts,
Asset Management Branch Head
& Supervisory Facility Planner,
PWD Beaufort, SC via email.

SATISFACTORY TO DATE 12/15/2022

DES	ROP	DRW	AHE	CHK	APF
PM/DM	KTB / RLH				
BRANCH MANAGER	DSN				
CHIEF ENG/ARCH	EJA				
FP ENGINEER	DSN				

DEPARTMENT OF THE NAVY
NAVAL FACILITIES ENGINEERING SYSTEMS COMMAND
DC CODE:
MCAS BEAUFORT
NAVAL FACILITIES ENGINEERING SYSTEMS COMMAND – MID-ATLANTIC
NORFOLK, VA
BEAUFORT, SC
P-475 AIRCRAFT MAINTENANCE HANGAR - VOLUME 4 (PARKING GARAGE OPTION)
PARKING GARAGE – CODE COMPLIANCE SITE PLAN

SCALE:
EPROJECT NO.: 1363603
CONSTR. CONTR. NO.
NAVFAC DRAWING NO. 12860281
SHEET 1060 OF 1412
PGC002

DRAWFORM REVISION: 25 AUGUST 2020

Autodesk Docs://0304C1MF-A1 320 F35 Maintenance Hangar/0304C1 F35 Maint Hangar_Parking Facility - FP - RVT2024.rvt
11/5/2025 4:04:26 PM

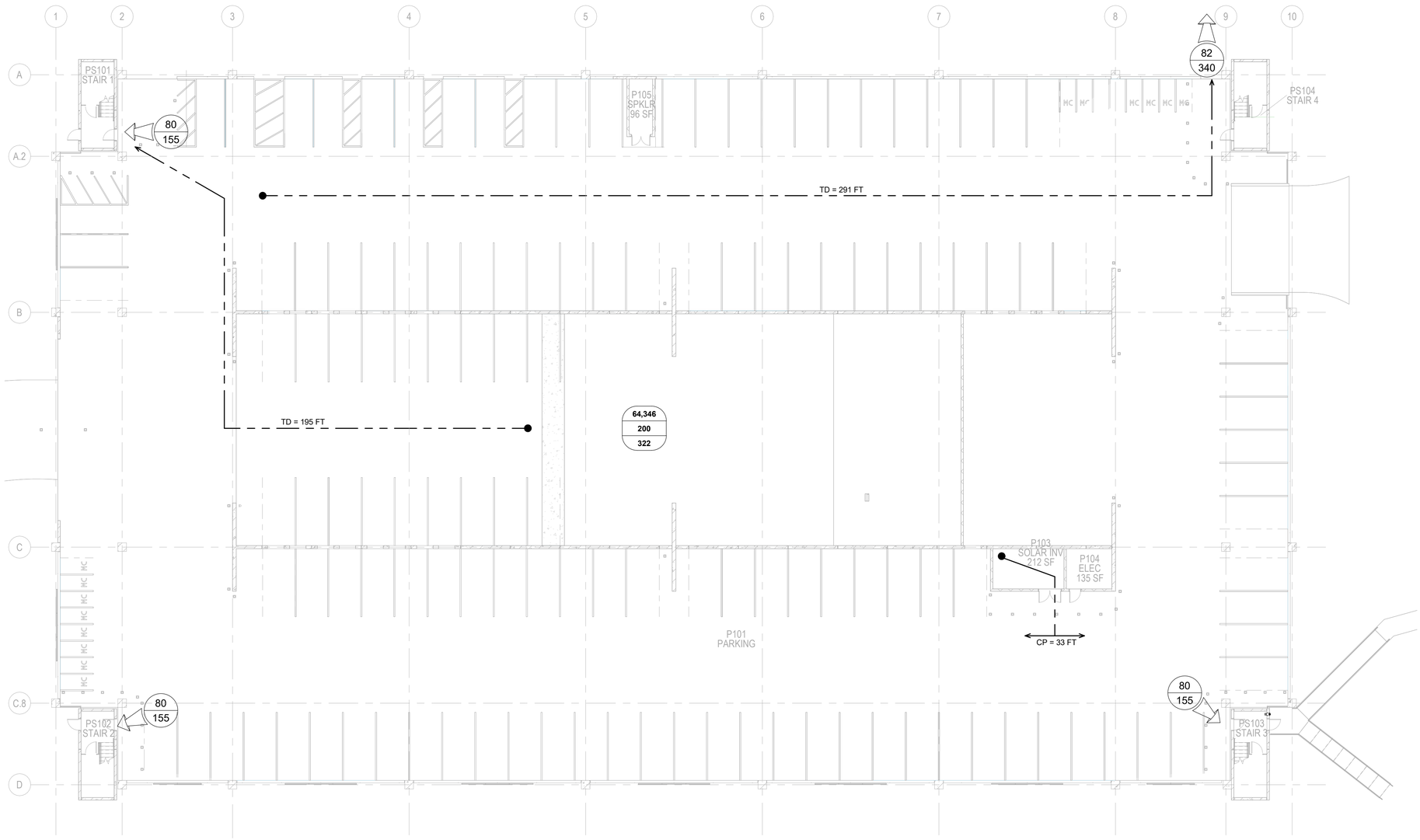

A1 PARKING GARAGE - LIFE SAFETY PLAN - GROUND FLOOR - OVERALL

1/16" = 1'-0"

JENSEN HUGHES

Advancing the Science of Safety

KEYPLAN

PLAN NORTH N

0 10' 20' 40' 60'

1/16" = 1'-0" GRAPHIC SCALE

NOTE:
IF THIS DRAWING IS LESS THAN 34" X 22"
IT IS A REDUCED SIZE DRAWING

SYM	DESCRIPTION	DATE	APPR
	MOD P00006 AND MOD P00007	10/2025	
	MOD P00005	05/2023	

NAVFAC

COMMONWEALTH OF VIRGINIA
ALISON WAKELIN
Lic. No. 037705
11/13/2023
PROFESSIONAL ENGINEER

SEAL

BAMFORTH
ENGINEERS CONTRACTORS

A/E INFO

APPROVED

FOR COMMANDER NAVFAC 11/21/2025

ACTIVITY
Approved by J. Scott Roberts,
Asset Management Branch Head
& Supervisory Facility Planner,
PWD Beaufort, SC via email.

SATISFACTORY TO DATE 12/15/2022

DES	ROP	DRW	AHE	CHK	APF

PM/DM KTB / RLH

BRANCH MANAGER DSN

CHIEF ENG/ARCH EJA

FP ENGINEER DSN

DEPARTMENT OF THE NAVY
NAVAL FACILITIES ENGINEERING SYSTEMS COMMAND
DC CORE
NAVAL FACILITIES ENGINEERING SYSTEMS COMMAND ~ MID-ATLANTIC
NORFOLK, VA
MCAS BEAUFORT
BEAUFORT, SC
P-475 AIRCRAFT MAINTENANCE HANGAR - VOLUME 4 (PARKING GARAGE OPTION)
PARKING GARAGE – LIFE SAFETY PLAN – GROUND FLOOR

SCALE: 1/16" = 1'-0"

EPROJECT NO.: 1363603

CONSTR. CONTR. NO.

NAVFAC DRAWING NO. 12860282

SHEET 1061 OF 1412

PGC101

DRAWFORM REVISION: 28 AUGUST 2020

Autodesk Docs://2040_MFA1 502 F35 Maintenance Hangar/2040_F35 Maint Hangar_Parking Facility - FP - R/V72284.rvt
11/5/2025 4:04:26 PM

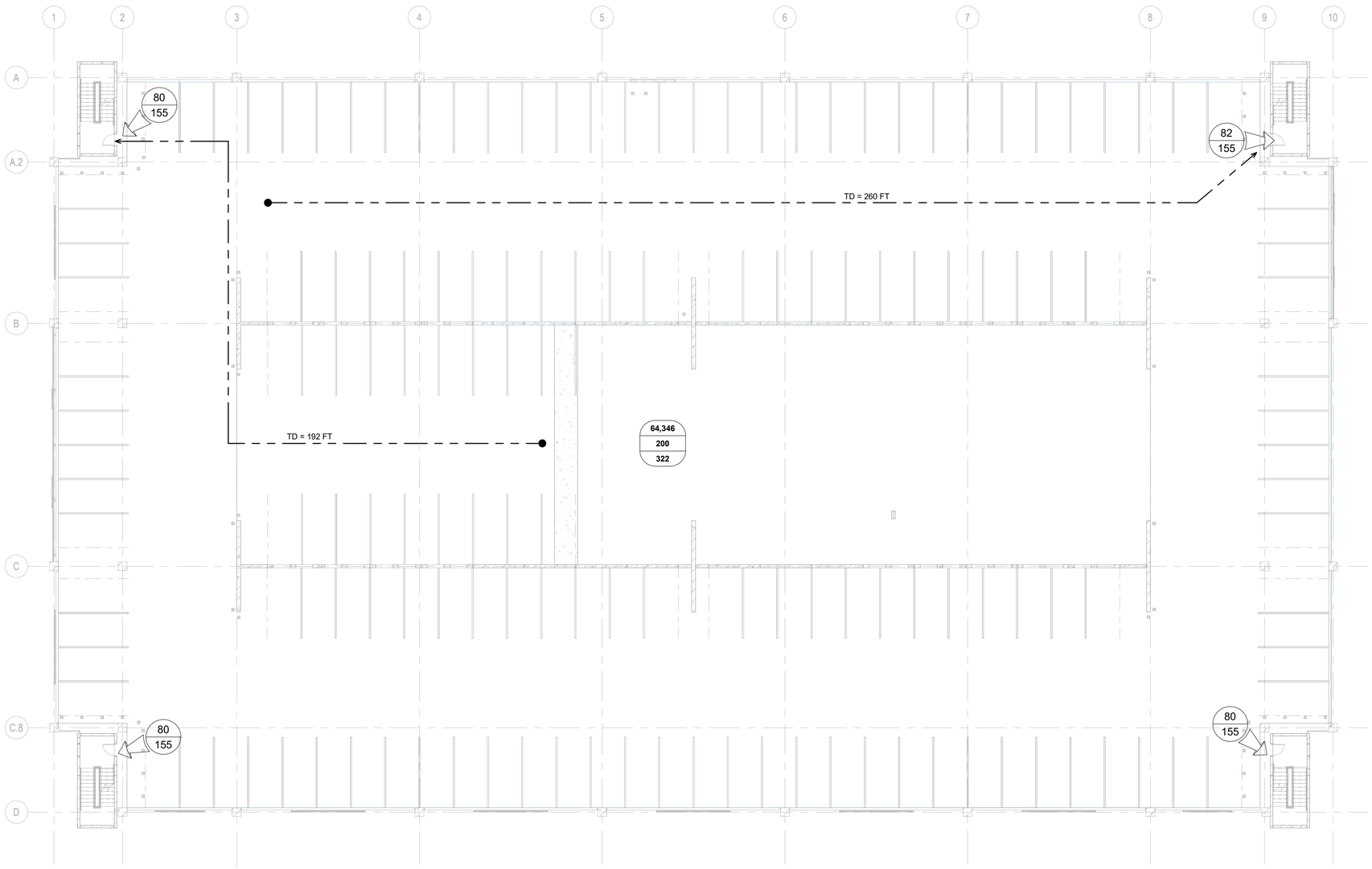

A1 PARKING GARAGE - LIFE SAFETY PLAN - SECOND FLOOR - OVERALL

1/16" = 1'-0"

JENSEN HUGHES
Advancing the Science of Safety

KEYPLAN

PLAN NORTH N

0 10' 20' 40' 60'

1/16" = 1'-0" GRAPHIC SCALE

NOTE:
IF THIS DRAWING IS LESS THAN 34" X 22"
IT IS A REDUCED SIZE DRAWING

SYM	DESCRIPTION	DATE	APPR
	MOD P00006 AND MOD P00007	10/2025	
	MOD P00005	05/2023	

NAVFAC

COMMONWEALTH OF VIRGINIA
ALISON WAKELIN
Lic. No. 037705
11/13/2023
PROFESSIONAL ENGINEER
SEAL

BAMFORTH
ENGINEERS CONTRACTORS

AE INFO

APPROVED
FOR COMMANDER NAVFAC 11/21/2025

ACTIVITY
Approved by J. Scott Roberts,
Asset Management Branch Head
& Supervisory Facility Planner,
PWD Beaufort, SC via email.

SATISFACTORY TO DATE 12/15/2022

DES	ROP	DRW	AHE	CHK	APF

PM/DM	KTB / RLH
BRANCH MANAGER	DSN
CHIEF ENG/ARCH	EJA
FP ENGINEER	DSN

DEPARTMENT OF THE NAVY
NAVAL FACILITIES ENGINEERING SYSTEMS COMMAND
DC CORE
NAVAL FACILITIES ENGINEERING SYSTEMS COMMAND – MID-ATLANTIC
NORFOLK, VA
MCAS BEAUFORT
BEAUFORT, SC
P-475 AIRCRAFT MAINTENANCE HANGAR - VOLUME 4 (PARKING GARAGE OPTION)
PARKING GARAGE – LIFE SAFETY PLAN – SECOND FLOOR

SCALE: 1/16" = 1'-0"
EPROJECT NO.: 1363603
CONSTR. CONTR. NO.
NAVFAC DRAWING NO. 12860283
SHEET 1062 OF 1412

PGC111

DRAWFORM REVISION: 23 AUGUST 2020

Autodesk Docs://3D242 VMFA F35 F35 Maintenance Hangar/3D242 F35 Maint Hangar_Parking Facility - FP - R17/3D24.rvt
11/5/2025 4:04:27 PM

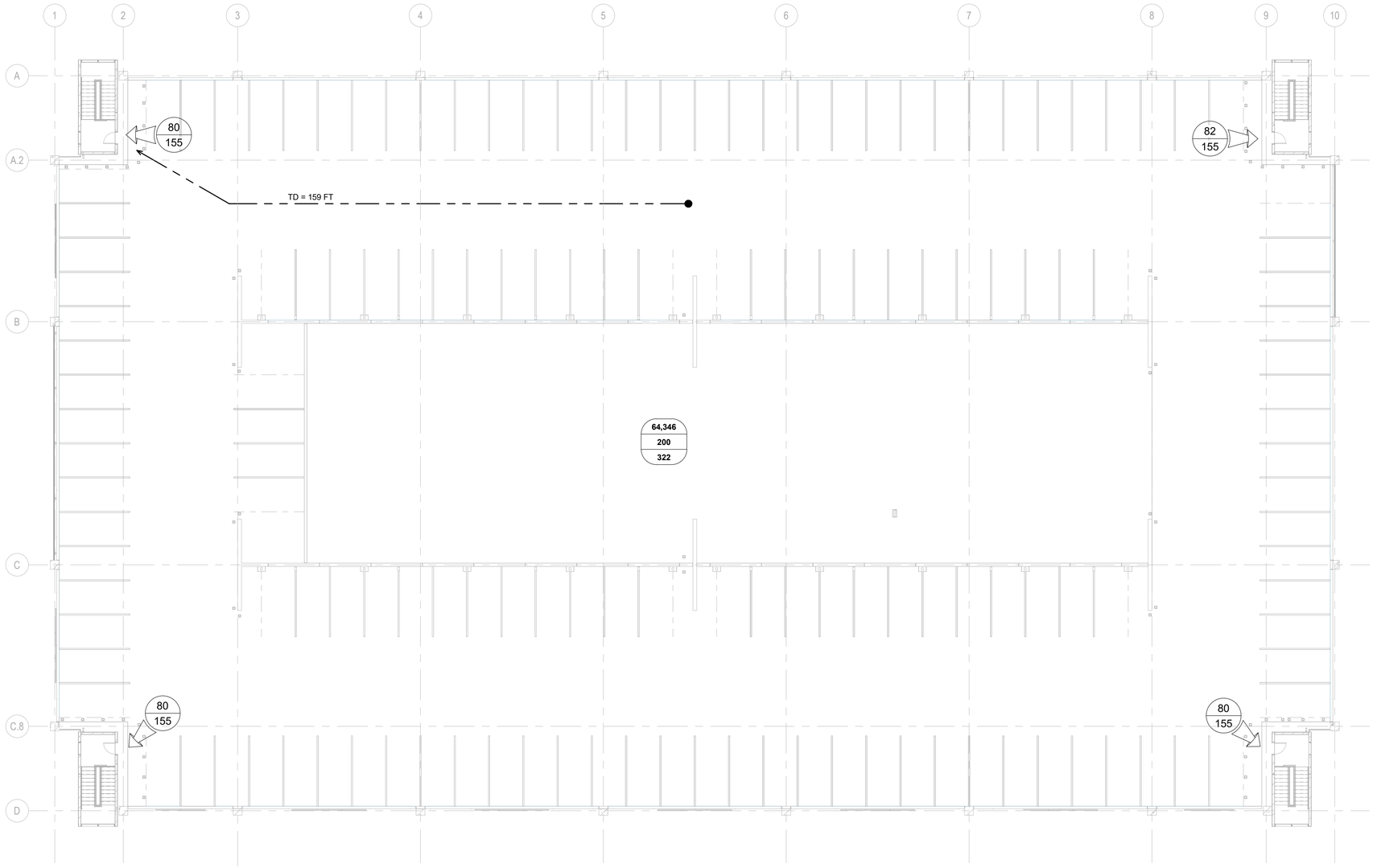

A1 PARKING GARAGE - LIFE SAFETY PLAN - THIRD FLOOR - OVERALL

1/16" = 1'-0"

JENSEN HUGHES
Advancing the Science of Safety

KEYPLAN

PLAN NORTH N

0 10' 20' 40' 60'

1/16" = 1'-0" GRAPHIC SCALE

NOTE:
IF THIS DRAWING IS LESS THAN 34" X 22"
IT IS A REDUCED SIZE DRAWING

SYM	DESCRIPTION	DATE	APPR
	MOD P00006 AND MOD P00007	10/2025	
	MOD P00005	05/2023	

NAVFAC

COMMONWEALTH OF VIRGINIA
ALISON WAKELIN
Lic. No. 037705
11/13/2023
PROFESSIONAL ENGINEER
SEAL

BAMFORTH
ENGINEERS CONTRACTORS

AE INFO

APPROVED
FOR COMMANDER NAVFAC 11/21/2025

ACTIVITY
Approved by J. Scott Roberts,
Asset Management Branch Head
& Supervisory Facility Planner,
PWD Beaufort, SC via email.

SATISFACTORY TO DATE 12/15/2022

DES	ROP	DRW	AHE	CHK	APF
PM/DM	KTB / RLH				
BRANCH MANAGER	DSN				
CHIEF ENG/ARCH	EJA				
FP ENGINEER	DSN				

NAVAL FACILITIES ENGINEERING SYSTEMS COMMAND
NORFOLK, VA

DEPARTMENT OF THE NAVY
NAVAL FACILITIES ENGINEERING SYSTEMS COMMAND – MID-ATLANTIC
DC CORE
MCAS BEAUFORT
BEAUFORT, SC

P-475 AIRCRAFT MAINTENANCE HANGAR - VOLUME 4 (PARKING GARAGE OPTION)

PARKING GARAGE – LIFE SAFETY PLAN – THIRD FLOOR

SCALE: 1/16" = 1'-0"
EPROJECT NO.: 1363603
CONSTR. CONTR. NO.
NAVFAC DRAWING NO. 12860284
SHEET 1063 OF 1412

PGC121

DRAWFORM REVISION: 25 AUGUST 2020

Autodesk Docs://2040_NAVFAC SOUTH/P-475 Maintenance Hangar/2040_P475 Maint Hangar_Parking Facility - FP - RVT2024.rvt
11/5/2025 4:04:27 PM