US Army Corps
of Engineers
Louisville District

# Solicitation For

## Army Reserve National Roofing Program
## FY26 Task Order 04

## P2: 574437
## Design-Build

## Volume A – MO006 - Columbia, MO

## Certified Final

## 27 May 2026
## W912QR26R1BSC

## MATOC
## W912QR24D0054 thru 24D0063

**All requirements of the base MATOC Volume 1 of 2 shall apply to this Task Order unless noted otherwise.**

**ARIMS: 200A**
**Disposition: Maintain for 15yrs after construction**

**DEPARTMENT OF THE ARMY**
LOUISVILLE DISTRICT, CORPS OF ENGINEERS
P.O. BOX 59
LOUISVILLE,KENTUCKY 40201-0059

REPLY TO
ATTENTION OF

Contracting Division 26 May 2026

AR6-Cram Company, Inc.
Brazos Roofing International of South Dakota
Carmen Roofing Services, LLC
Defense Roofing Solutions, LLC
Reasor Roofing, LLC
South Central Roofing, Inc.
Southwest Construction & Property Management, Inc.
Sustainable Building Solutions, LLC
Tabcon, Inc.
Tri-Coast-Pac Tech JV LLLP

Dear MATOC Contractors:

Reference is made to your Indefinite Delivery Contracts, Numbers W912QR24D0054 - W912QR24D0063, Indefinite Delivery Indefinite Quantity (IDIQ), Design-Build Multiple Award Task Order Contract (MATOC) for Building Envelope, Roof Repair and Replacement Construction in Support of the U.S. Army Reserves National Roofing Program (NRP), Army, and Air Force Reserve Sections.

We request you submit a price proposal for design and construction services required to repair roofs at Columbia, MO; FAC ID MO006, as detailed in the scope of work, drawings, and specifications posted at the System for Award Management (www.SAM.gov). The documents are available for download at www.SAM.gov only. All vendors must be registered in the SAM database at SAM.gov. The RFP can be found by logging into the website as a vendor and searching for the solicitation number (W912QR26R1BSC). The cost range is between $1,000,000 and $5,000,000.

The basis for award of this task order will be made based on a Best Value Trade-Off basis. Factors that will be reviewed are offeror's past performance, as found within the Contractor Performance Assessment System (CPARS), in addition to price. Price is considered more important than past performance. The Government will award a firm fixed price task order to the responsible offeror whose proposal is fair and reasonable and has been determined to be the most advantageous to the Government. The Government will be pulling your CPARS reports and will review quality and timeliness provided on prior jobs similar in scope and magnitude in accordance with the attached scope of work. Your proposal should include a price breakdown and/or labor category table demonstrating the use of the binding rates included in your MATOC contract. The submitted price breakdown should include sufficient detail to allow the Government to verify that your proposed price incorporates the binding rates from your base contract. Any level of effort shown in the submitted information will not be used for evaluation purposes and will be used only to ensure that the proposal is in compliance with the binding rates from the base contract. Proposals that fail to submit a price breakdown or fail to use the binding rates from your MATOC will not be considered. Proposals submitted in response to this RFP shall be good for no less than 120 calendar days.

Proposals are due no later than 2:00 PM ET on 27 June 2026. Submit your proposal by email to charity.a.mansfield@usace.army.mil. Proposals not received by the stated date/time will not be considered. Please acknowledge receipt of this RFP by signing below in the space provided and returning to Charity Mansfield via email at charity.a.mansfield@usace.army.mil.

Payment and Performance Bonds will be required for this project. Performance and Payment Bonds are required within 10 days after the date of award. The Notice to Proceed will be issued after receipt and approval of the bonds.

All questions regarding this Request for Proposal (RFP) must be submitted via ProjNet. The website to access this system is www.projnet.org and the bidder inquiry key for this specific project is: (N55Y8C-RFPVKB). Please see ProjNet instructions included in this RFP.

If you have contractual questions, please contact Charity Mansfield at charity.a.mansfield@usace.army.mil. If an Offeror believes that the requirements in the RFP contain an error, omission, or are otherwise unsound; the offeror shall immediately notify the Contract Specialist in writing with supporting rationale. All Offerors is reminded that the Government reserves the right to award this RFP based on the initial proposals, as received, without discussion.

Sincerely,

SCHARLOW.JESSE.E.1298182471 Digitally signed by SCHARLOW.JESSE.E.1298182471 Date: 2026.05.26 13:51:50 -04'00'

Jesse E. Scharlow
Contracting Officer

_____
(Signature) (Date)

_____
(Printed Name)

_____
(Firm Name)

## OFFEROR'S QUESTIONS AND COMMENTS

Technical inquiries and questions relating to proposal procedures or bonds are to be submitted via Bidder Inquiry in ProjNet at http://www.ProjNet.org/ProjNet. As noted below, offerors shall not submit their proposals via ProjNet. Offerors shall submit their proposals in accordance with the provisions stated in the solicitation.

To submit and review bid inquiry items, bidders will need to be a current registered user or self-register into system.

The Solicitation Number is: **W912QR26R1BSC**

The Bidder Inquiry Key is: **GD2ZXU-ZM3MB4**

**Specific Instructions for ProjNet Bid Inquiry Access:**

1. From the ProjNet home page linked above, click on **Quick Add** on the upper right side of the screen.
2. Identify the Agency. This should be marked as **USACE**.
3. Key. Enter the **Bidder Inquiry Key** listed above.
4. Email. Enter the email address you would like to use for communication.
5. Select Continue. A page will then open stating a user account was not found and will ask you to create one using the provided form.
6. Enter your First Name, Last Name, Company, City, State, Phone, Email, Secret Question, Secret Answer, and Time Zone. Make sure to remember your Secret Question and Answer as they will be used from this point on to access the ProjNet system.
7. Select Add User. Once this is completed you are now registered within ProjNet and are currently logged into the system.

**Specific Instructions for Future ProjNet Bid Inquiry Access:**

1. For future access to ProjNet, you will not be emailed any type of password. You will utilize your Secret Question and Secret Answer to log in.
2. From the ProjNet home page linked above, click on **Quick Add** on the upper right side of the screen.
3. Identify the Agency. This should be marked as **USACE**.
4. Key. Enter the **Bidder Inquiry Key** listed above.
5. Email. Enter the email address you used to register previously in ProjNet.
6. Select Continue. A page will then open asking you to enter the answer to your Secret Question.
7. Enter your Secret Answer and click Login. Once this is completed you are now logged into the system.

From this page you may view all bidder inquiries or add an inquiry.

Bidders will receive an acknowledgement of their question via email, followed by an answer to their question after it has been processed by our technical team.

Offerors are requested to review the specification in its entirety and to review the Bidder Inquiry System for answers to questions prior to submission of a new inquiry.

The call center operates weekdays from 8AM to 5PM U.S. Central Time Zone (Chicago). The telephone number for the Call Center is 800-428-HELP.

**NOTES:**

1. Offerors shall not submit their proposals via ProjNet, but in accordance with the provisions stated in the solicitation. Any questions regarding acceptable means of submitting offers shall be made directly to the Contract Specialist identified in the solicitation.

2. Government responses to technical inquiries and questions relating to proposal procedures or bonds that are submitted to ProjNet in accordance with the procedures above are not binding on the Government unless an amendment is issued on Standard Form 30. In the case of any conflicts, the solicitation governs. Any changes or revisions to the solicitation will be made by formal amendment.

3. The ability to enter technical inquiries and questions relating to proposal procedures or bonds will be disabled five (5) calendar days prior to the closing date stated in the solicitation. No Government responses will be entered into the ProjNet system within two (2) calendar days prior to the closing date stated in the solicitation.

SECTION 00010 - SOLICITATION CONTRACT FORM

**SECTION 00010 – PRICE BREAKOUT SCHEDULE**

**PROJECT:** **The Scope of Work (SOW) is for the design and construction services required to repair failed or failing roofs in the United States Army Reserve Command (USARC) roofing inventory under the NRP FY26 Project 04**

**LOCATIONS:**

| FACILITY | LOCATION |
|---|---|
| MO006 | Columbia, MO |

**PROPOSER'S NAME:** _____

| ITEM NUMBER | Description | UNIT | AMOUNT |
|---|---|---|---|
| **BASE** | **Work For** MO006 | | |
| 0001 | Construction: All work, materials, and labor required to replace the roof at MO006 Building USARC | JOB | $_____ |
| 0002 | Design: All work and labor required to design the roof at MO006 Building USARC | JOB | $_____ |
| 0003 | Construction: All work, materials, and labor required to replace the roof at MO006 Building Warehouse | JOB | $_____ |
| 0004 | Design: All work and labor required to design the roof at MO006 Building Warehouse | JOB | $_____ |

**TOTAL PROJECT BASE PROPOSAL** **$ _____**

Provide the binding contract rates and hours included in job prices above for all base and option tasks.

| | | | | | |
|---|---|---|---|---|---|
| Project Manager | _____ | hours | x | _____ | = $_____ |
| Superintendent | _____ | hours | x | _____ | =$_____ |
| CQC Manager | _____ | hours | x | _____ | =$_____ |
| Site Safety Health Officer | _____ | hours | x | _____ | = $_____ |

**NOTES FOR CONTRACT LINE ITEM (CLIN) SCHEDULE**

NOTE NO. 1. To better facilitate the receipt and proposal process, all modifications to proposals are to be submitted on copies of the latest Contract Line Item (CLIN) schedules as published in the solicitation or the latest amendment thereto. In lieu of indicating additions/deductions to line items, all Offerors should state their revised prices for each item.

NOTE NO. 2. Offerors must insert a price on all numbered items of the CLIN Schedule. Failure to do so may result in the offer being unacceptable.

NOTE NO. 3.

The Offeror's Base Bid will be evaluated for best value to the Government. The basis for award is the trade-off process.

--END OF CLIN SCHEDULE—

# Section 00 70 00

## 52.204-27 Prohibition on a ByteDance Covered Application.

As prescribed in 4.2203(c), insert the following clause:

Prohibition on a ByteDance *Covered Application* (Jun 2023)

(a) *Definitions.* As used in this clause-

*Covered application* means the social networking service TikTok or any successor application or service developed or provided by ByteDance Limited or an entity owned by ByteDance Limited.

*Information technology,* as defined in 40 U.S.C. 11101(6)-

(1) Means any equipment or interconnected system or subsystem of equipment, used in the automatic *acquisition,* storage, analysis, evaluation, manipulation, management, movement, control, display, switching, interchange, transmission, or reception of data or information by the *executive agency,* if the equipment is used by the *executive agency* directly or is used by a contractor under a contract with the *executive agency* that requires the use-

(i) Of that equipment; or

(ii) Of that equipment to a significant extent in the performance of a service or the furnishing of a product;

(2) Includes computers, ancillary equipment (including imaging peripherals, input, output, and storage devices necessary for security and surveillance), peripheral equipment designed to be controlled by the central processing unit of a computer, software, firmware and similar procedures, services (including support services), and related resources; but

(3) Does not include any equipment acquired by a Federal contractor incidental to a Federal contract.

(b) *Prohibition.* Section 102 of Division R of the Consolidated Appropriations Act, 2023 (Pub. L. 117-328), the No TikTok on Government Devices Act, and its implementing guidance under Office of Management and Budget (0MB) Memorandum M-23-13, dated February 27, 2023, "No TikTok on Government Devices" Implementation Guidance, collectively prohibit the presence or use of a *covered application* on *executive agency information technology,* including certain equipment used by Federal contractors. The Contractor is prohibited from having or using a *covered application* on any *information technology* owned or managed by the

Government, or on any *information technology* used or provided by the Contractor under this contract, including equipment provided by the Contractor's employees; however, this prohibition does not apply if the *Contracting Officer* provides written notification to the Contractor that an exception has been granted in accordance with 0MB Memorandum M-23-13.

(c) *Subcontracts.* The Contractor *shall* insert the substance of this clause, including this paragraph (c), in all subcontracts, including subcontracts for the *acquisition* of *commercial products* or *commercial services.*

(End of clause)

**52.211-10 Commencement, Prosecution, and Completion of Work (Apr 1984)**

The Contractor shall be required to

(a) commence work under this contract within 10 calendar days after the date the Contractor receives the notice to proceed,

(b) prosecute the work diligently, and

(c) complete the entire work ready for use not later than 275 calendar days from Notice to Proceed. The time stated for completion shall include final cleanup of the premises.

(End of Clause)

**52.211-12 Liquidated Damages -- Construction (Sept 2000)**

(a) If the Contractor fails to complete the work within the time specified in the contract, the Contractor shall pay liquidated damages to the Government in the amount of $2,725.00 for each calendar day of delay until the work is completed or accepted.

(b) If the Government terminates the Contractor's right to proceed, liquidated damages will continue to accrue until the work is completed. These liquidated damages are in addition to excess costs of repurchase under the Termination clause.

(End of Clause)

**52.236-4 Physical Data (Apr 1984)**

Data and information furnished or referred to below is for the Contractor's information. The Government shall not be responsible for any interpretation of or conclusion drawn from the data or information by the Contractor.

(a) The indications of physical conditions on the drawings and in the specifications are the result of site investigations.

(b) Weather conditions: The Contractor shall make his own investigations as to weather conditions at the site. Data may be obtained from various National Weather Service offices located generally at airports of principal cities, the nearest to this project being Columbia, MO.

(c) Transportation facilities: Roads and railroads in the general area are shown on the drawings. Access ways shall be investigated by the Contractor to satisfy himself as to their existence and allowable use.

(d) Historical data for all areas may be obtained from:
US Dept of Commerce
National Oceanic and Atmospheric Administration
National Weather Service
St. Louis, MO
12 Missouri Research Park Drive
St. Charles, MO 63304-5685

(End of Clause)

**52.236-27 Site Visit (Construction) (Feb 1995) Alternate I**

(a) The clauses at 52.236-2, Differing Site Conditions, and 52.236-3, Site Investigations and Conditions Affecting the Work, will be included in any contract awarded as a result of this solicitation. Accordingly, offerors or quoters are urged and expected to inspect the site where the work will be performed.

POC: Sloane Juergens
Phone: (719) 366-0627
Cell: (314) 337-0609
Email: anna.s.juergens.civ@army.mil
Date/Time: 09 June 2026 @ 9:00 AM
Location: 1306 Business Loop 70 W, Columbia, MO 65201

(End of Provision)

**252.236-7001 Contract Drawings and Specifications (AUG 2000)**

(a) The Government will provide to the Contractor, without charge, one set of contract drawings and specifications, except publications incorporated into the technical provisions by reference, in electronic or paper media as chosen by the Contracting Officer.

(b) The Contractor shall—

(1) Check all drawings furnished immediately upon receipt;
(2) Compare all drawings and verify the figures before laying out the work;
(3) Promptly notify the Contracting Officer of any discrepancies;
(4) Be responsible for any errors that might have been avoided by complying with this paragraph (b); and
(5) Reproduce and print contract drawings and specifications as needed.

(c) In general--
(1) Large-scale drawings shall govern small-scale drawings; and
(2) The Contractor shall follow figures marked on drawings in preference to scale measurements.

(d) Omissions from the drawings or specifications or the misdescription of details of work that are manifestly necessary to carry out the intent of the drawings and specifications, or that are customarily performed, shall not relieve the Contractor from performing such omitted or misdescribed details of the work. The Contractor shall perform such details as if fully and correctly set forth and described in the drawings and specifications.

(e) The work shall conform to the specifications and the contract drawings identified on the following index of drawings:
N/A

(End of clause)

"General Decision Number: MO20260084 05/18/2026

State: Missouri

Construction Types: Building

Counties: Missouri Counties of
Boone and Howard

| Modification Number | Publication Date |
|---|---|
| 0 | 01/02/2026 |
| 1 | 05/18/2026 |

ASBE0001-006 10/07/2024

| | Rates | Fringes |
|---|---|---|
| HEAT & FROST INSULATOR (INCLUDES DUCT, PIPE AND MECHANICAL SYSTEMS) | $ 37.48 | 27.36 |

BRMO0015-015 04/01/2023

| | Rates | Fringes |
|---|---|---|
| BRICKLAYER | $ 32.79 | 20.52 |

BRMO0018-003 07/05/2023

| | Rates | Fringes |
|---|---|---|
| TILE SETTER | $ 34.09 | 20.36 |

CARP1011-003 05/01/2024

| | Rates | Fringes |
|---|---|---|
| CARPENTER | $ 31.51 | 22.25 |

ELEC0257-004 03/01/2025

| | Rates | Fringes |
|---|---|---|
| ELECTRICIAN | $ 40.50 | 23.26 |

ENGI0513-024 05/01/2025

| | Rates | Fringes |
|---|---|---|
| POWER EQUIPMENT OPERATOR: OILER | $ 39.06 | 30.38 |
| POWER EQUIPMENT OPERATOR: FORKLIFT | $ 39.06 | 30.38 |
| POWER EQUIPMENT OPERATOR: CRANE | $ 39.06 | 30.38 |
| POWER EQUIPMENT OPERATOR: BOBCAT/SKID STEER/SKID LOADER | $ 39.06 | 30.38 |
| POWER EQUIPMENT OPERATOR: (LOADER) | $ 39.06 | 30.38 |
| POWER EQUIPMENT OPERATOR: (BACKHOE/EXCAVATOR/ TRACKHOE) | $ 39.06 | 30.38 |

ENGI0513-027 05/07/2025

| | Rates | Fringes |
|---|---|---|
| POWER EQUIPMENT OPERATOR: BULLDOZER | $ 45.96 | 30.57 |

IRON0010-003 04/01/2025

| | Rates | Fringes |
|---|---|---|
| IRONWORKER | $ 39.00 | 34.25 |

LABO0110-007 06/04/2025

| | Rates | Fringes |
|---|---|---|
| LABORER: PIPELAYER | $ 40.82 | 17.56 |

LABO0955-013 03/01/2025

| | Rates | Fringes |
|---|---|---|
| LABORER: COMMON OR GENERAL | $ 28.78 | 16.05 |

LABO1104-007 03/01/2025

| | Rates | Fringes |
|---|---|---|
| LABORER: MASON TENDER - CEMENT/CONCRETE | $ 31.80 | 14.91 |

PLAS0518-012 03/01/2025

| | Rates | Fringes |
|---|---|---|
| CEMENT MASON/CONCRETE FINISHER | $ 33.52 | 15.88 |

PLUM0562-019 07/01/2025

| | Rates | Fringes |
|---|---|---|
| PLUMBER | $ 52.60 | 29.93 |

PLUM0562-020 07/01/2025

| | Rates | Fringes |
|---|---|---|
| PIPEFITTER | $ 52.60 | 29.93 |

ROOF0020-026 09/19/2023

| | Rates | Fringes |
|---|---|---|
| ROOFER | $ 33.60 | 19.93 |

SHEE0036-038 07/01/2025

| | Rates | Fringes |
|---|---|---|
| SHEET METAL WORKER | $ 36.51 | 22.39 |

SUMO2020-013 10/10/2023

| | Rates | Fringes |
|---|---|---|
| PAINTER | $ 24.14 | 9.67 |

UAVGMO0001 01/01/2025

| | Rates | Fringes |
|---|---|---|
| LABORER: MASON TENDER - BRICK | $ 34.05 | 15.73 |

UAVGMO0002 01/01/2025

| | Rates | Fringes |
|---|---|---|
| OPERATOR: ROLLER | $ 39.61 | 30.15 |

---

WELDERS - Receive rate prescribed for craft performing
operation to which welding is incidental.

==========

Note: Executive Order (EO) 13706, Establishing Paid Sick Leave for Federal Contractors applies to all contracts subject to the Davis-Bacon Act for which the contract is awarded (and any solicitation was issued) on or after January 1, 2017. If this contract is covered by the EO, the contractor must provide employees with 1 hour of paid sick leave for every 30 hours they work, up to 56 hours of paid sick leave each year. Employees must be permitted to use paid sick leave for their own illness, injury or other health-related needs, including preventive care; to assist a family member (or person who is like family to the employee) who is ill, injured, or has other health-related needs, including preventive care; or for reasons resulting from, or to assist a family member (or person who is like family to the employee) who is a victim of, domestic violence, sexual assault, or stalking. Additional information on contractor requirements and worker protections under the EO is available at https://www.dol.gov/agencies/whd/government-contracts.

Note: Executive Order 13658 generally applies to contracts subject to the Davis-Bacon Act that were awarded on or between January 1, 2015 and January 29, 2022, and that have not been renewed or extended on or after January 30, 2022. Executive Order 13658 does not apply to contracts subject only to the Davis-Bacon Related Acts regardless of when they were awarded. If a contract is subject to Executive Order 13658, the contractor must pay all covered workers at least $13.65 per hour (or the applicable wage rate listed on this wage determination, if it is higher) for all hours spent performing on the contract from May 11, 2026, through December 31, 2026. The applicable Executive Order minimum wage rate will be adjusted annually. Additional information on contractor requirements and worker protections under Executive Order 13658 is available at www.dol.gov/whd/govcontracts.

Unlisted classifications needed for work not included within the scope of the classifications listed may be added after award only as provided in the labor standards contract clauses (29CFR 5.5 (a) (1) (iii)).

---

The body of each wage determination lists the classifications and wage rates that have been found to be prevailing for the type(s) of construction and geographic area covered by the wage determination. The classifications are listed in alphabetical order under rate identifiers indicating whether the particular rate is a union rate (current union negotiated rate), a survey rate, a weighted union average rate, a state adopted rate, or a supplemental classification rate.

Union Rate Identifiers

A four-letter identifier beginning with characters other than ⍰SU⍰, ⍰UAVG⍰, ⍰SA⍰, or ⍰SC⍰ denotes that a union rate was prevailing for that classification in the survey. Example: PLUM0198-005 07/01/2024. PLUM is an identifier of the union whose collectively bargained rate prevailed in the survey for this classification, which in this example would be Plumbers. 0198 indicates the local union number or district council number where applicable, i.e., Plumbers Local 0198. The next number, 005 in the example, is an internal number used in processing the wage determination. The date, 07/01/2024 in the example, is the effective date of the most current negotiated rate.

Union prevailing wage rates are updated to reflect all changes over time that are reported to WHD in the rates

in the collective bargaining agreement (CBA) governing the classification.

Union Average Rate Identifiers

The UAVG identifier indicates that no single rate prevailed for those classifications, but that 100% of the data reported for the classifications reflected union rates. EXAMPLE: UAVG-OH-0010 01/01/2024. UAVG indicates that the rate is a weighted union average rate. OH indicates the State of Ohio. The next number, 0010 in the example, is an internal number used in producing the wage determination. The date, 01/01/2024 in the example, indicates the date the wage determination was updated to reflect the most current union average rate.

A UAVG rate will be updated once a year, usually in January, to reflect a weighted average of the current rates in the collective bargaining agreements on which the rate is based.

Survey Rate Identifiers

The ⿰SU⿰ identifier indicates that either a single non-union rate prevailed (as defined in 29 CFR 1.2) for this classification in the survey or that the rate was derived by computing a weighted average rate based on all the rates reported in the survey for that classification. As a weighted average rate includes all rates reported in the survey, it may include both union and non-union rates. Example: SUFL2022-007 6/27/2024. SU indicates the rate is a single non-union prevailing rate or a weighted average of survey data for that classification. FL indicates the State of Florida. 2022 is the year of the survey on which these classifications and rates are based. The next number, 007 in the example, is an internal number used in producing the wage determination. The date, 6/27/2024 in the example, indicates the survey completion date for the classifications and rates under that identifier.

⿰SU⿰ wage rates typically remain in effect until a new survey is conducted. However, the Wage and Hour Division (WHD) has the discretion to update such rates under 29 CFR 1.6(c)(1).

State Adopted Rate Identifiers

The ⿰SA⿰ identifier indicates that the classifications and prevailing wage rates set by a state (or local) government were adopted under 29 C.F.R 1.3(g)-(h). Example: SAME2023-007 01/03/2024. SA reflects that the rates are state adopted. ME refers to the State of Maine. 2023 is the year during which the state completed the survey on which the listed classifications and rates are based. The next number, 007 in the example, is an internal number used in producing the wage determination. The date, 01/03/2024 in the example, reflects the date on which the classifications and rates under the ⿰SA⿰ identifier took effect under state law in the state from which the rates were adopted.

---

WAGE DETERMINATION APPEALS PROCESS

1) Has there been an initial decision in the matter? This can be:

a) a survey underlying a wage determination
b) an existing published wage determination
c) an initial WHD letter setting forth a position on a wage determination matter
d) an initial conformance (additional classification and rate) determination

On survey related matters, initial contact, including requests for summaries of surveys, should be directed to the WHD Branch of Wage Surveys. Requests can be submitted via email to davisbaconinfo@dol.gov or by mail to:

Branch of Wage Surveys
Wage and Hour Division
U.S. Department of Labor
200 Constitution Avenue, N.W.
Washington, DC 20210

Regarding any other wage determination matter such as conformance decisions, requests for initial decisions should be directed to the WHD Branch of Construction Wage Determinations. Requests can be submitted via email to BCWD-Office@dol.gov or by mail to:

Branch of Construction Wage Determinations
Wage and Hour Division
U.S. Department of Labor
200 Constitution Avenue, N.W.
Washington, DC 20210

2) If an initial decision has been issued, then any interested party (those affected by the action) that disagrees with the decision can request review and reconsideration from the Wage and Hour Administrator (See 29 CFR Part 1.8 and 29 CFR Part 7). Requests for review and reconsideration can be submitted via email to dba.reconsideration@dol.gov or by mail to:

Wage and Hour Administrator
U.S. Department of Labor
200 Constitution Avenue, N.W.
Washington, DC 20210

The request should be accompanied by a full statement of the interested party's position and any information (wage payment data, project description, area practice material, etc.) that the requestor considers relevant to the issue.

3) If the decision of the Administrator is not favorable, an interested party may appeal directly to the Administrative Review Board (formerly the Wage Appeals Board). Write to:

Administrative Review Board
U.S. Department of Labor
200 Constitution Avenue, N.W.
Washington, DC 20210.

==========

END OF GENERAL DECISION

"

National Roofing Program (NRP) FY26
Project 04
MO006 Columbia, MO US

# TABLE OF CONTENTS

## VOLUME A: MO006 – Columbia, MO

**DIVISION 00 – PROCUREMENT AND CONTRACTING REQUIREMENTS**

00 80 50.00 06 SPECIAL PROVISIONS FOR TASK ORDERS
00 80 50.00 06 Submittal Register

**DIVISION 01 – GENERAL REQUIREMENTS**

01 11 50.00 06 Task Order SCOPE OF WORK

**ATTACHMENTS**

| | |
|---|---|
| ATTACHMENT A: | Site Location |
| ATTACHMENT B: | Building Layout |
| ATTACHMENT C: | Site Inspection Report, 07 July 2025 (For Information Only) |

--End of Table of Contents--

NRP FY26 Project 04
MO006 Columbia, MO
P2 574437
27-Feb-26

SECTION
00 80 50.00 06

SPECIAL PROVISIONS FOR TASK ORDERS
02/26

1. PART 1 GENERAL

1.1. SUBMITTALS

Government approval/acceptance is required for submittals with a "GOVT" designation; submittals not having a "GOVT" designation are for information only. When used, a designation following the "GOVT" designation identifies the office that will review the submittal for the Government. The submittals listed in the Submittal Register at the end of this specification section shall be submitted in accordance with Section 01 33 00.

SD-01 Preconstruction Submittals

SD-02 Shop Drawings

SD-05 Design Data

SD-07 Certificates

SD-11 Closeout Submittals

1.2. NOT USED

1.3. COMMENCEMENT, PROSECUTION AND COMPLETION OF WORK - Paragraph 1.3 of Section 00 80 00.00 06 is replaced with the following:

1.3.1 After approval of the required bonds, the Government will issue an Administrative Notice-to-Proceed (NTP) to allow for preconstruction activities to be initiated in accordance with the contract requirements. The contract period of performance specified in Contract Clause 52.211-10 will begin upon issuance of Administrative NTP. No onsite demolition or construction work will be permitted during the Administrative NTP period. All required preconstruction activities and submittals must be submitted and accepted by the Government, where applicable, within the Administrative NTP period. The Government will issue a Construction NTP to allow commencement of all other contract work after the Administrative NTP period, or after the contractor's completion of all work specified in the Administrative NTP. Failure to complete all required preconstruction activities may result in the contract being terminated for default in accordance with Contract Clause 52.249-10 Default (Fixed-Price Construction).

1.3.2 Refer to FAR 52.211-12 "LIQUIDATED DAMAGES" in Section 00 70 50 for the amount of Liquidated Damages for the Task order project.
1.3.3 Refer to FAR 52.211-10 "Commencement, Prosecution, and Completion of Work" in Section 00 70 50 for a notification of significant contract dates.
1.3.4 Additional Requirements/Clarifications of Work Included Within the Contract

The time stated in FAR 52.211-10 "Commencement, Prosecution, and Completion of Work" in Section 00 70 50 for completion shall include as-built drawings, O&M manuals, operational tests/reports/training/instructions, and equipment lists.

1.4. TIME EXTENSIONS FOR UNUSUALLY SEVERE WEATHER. ER 415-1-15

This provision specifies the procedure for the determination of time extensions for unusually severe weather in accordance with the "Default (Fixed-Price Construction)" as discussed in Section 00 70 00 of the base contract and Section 00 70 50 of this task order. In order for the Contracting Officer to award a time extension under this clause, the following conditions must be satisfied:

The weather experienced at the project site during the contract period must be found to be unusually severe, that is, more severe than the adverse weather anticipated for the project location during any given month.

The unusually severe weather must actually cause a delay to the completion of the project. The delay must be beyond the control and without the fault or negligence of the Contractor.

The following schedule of monthly anticipated adverse weather delays is based on National Oceanic and Atmospheric Administration (NOAA) or similar data for the project location and will constitute the base line for monthly weather time evaluations. The Contractor's progress schedule must reflect these anticipated adverse weather delays in weather dependent activities.

MONTHLY ANTICIPATED ADVERSE WEATHER DELAY WORKDAYS BASED ON (5) DAY WORK WEEK

| | JAN | FEB | MAR | APR | MAY | JUN | JUL | AUG | SEP | OCT | NOV | DEC |
|---|---|---|---|---|---|---|---|---|---|---|---|---|
| MO006 | 22 | 21 | 21 | 21 | 16 | 5 | 4 | 4 | 6 | 18 | 19 | 20 |

Upon acknowledgment of the Notice to Proceed (NTP) and continuing throughout the contract, the Contractor will record on the daily CQC report, the occurrence of adverse weather and resultant impact to

normally scheduled work. Actual adverse weather delay days must prevent work on critical activities for 50 percent or more of the Contractor's scheduled workday. The number of actual adverse weather delay days shall include days impacted by actual adverse weather (even if adverse weather occurred in previous month), be calculated chronologically from the first to the last day of each month and be recorded as full days. If the number of actual adverse weather delay days exceeds the number of days anticipated listed above, the Contracting Officer will convert any qualifying delays to calendar days, giving full consideration for equivalent fair-weather workdays, and issue a modification in accordance with the "Default (Fixed-Price Construction)" in section 00 70 00 of the base contract, Volume 1 .

1.5. WAGE RATES

The decision of the Secretary of Labor, covering rates of wages, including fringe benefits to be paid laborers and mechanics performing work under this contract, is attached to this solicitation. The payment for all classes of laborers and mechanics actually employed to perform work under the contract will be specified in the following contract provisions: "Contract Work Hours and Safety Standards -- Overtime Compensation"; "Construction Wage Rate Requirements"; and "Compliance with Copeland Act Requirements" in Section 00 70 00 of the base contract.

Wage decision included: MO20260084

The work to be performed is located in Columbia, MO, Boone County.

1306 BUSINESS LOOP 70 W
COLUMBIA, MO 65201

1.6. NOT USED

1.7. Antiterrorism (AT) and Operations Security (OPSEC)- Paragraph 1.7 of Section 00 80 00.00 06 is replaced with the following:

1.7.1 AT Level I training. This standard language is for contractor employees with an area of performance within an Army-controlled installation, facility, or area. All contractor employees, including subcontractor employees, requiring access to Army installations, facilities, and controlled access areas shall complete AT Level I awareness training within 30 calendar days after contract start date or effective date of incorporation of this requirement into the contract, whichever is applicable. The contractor shall submit certificates of completion for each affected contractor employee and subcontractor employee to the COR or to the contracting officer, if a COR is not assigned, within 30 calendar days after completion of training by all

employees and subcontractor personnel. AT Level I awareness training is available at the following website: http://jko.jten.mil.

1.7.2 Access and general protection/security policy and procedures. This standard language is for contractor employees with an area of performance within an Army-controlled installation, facility, or area. Contractor and all associated subcontractor employees shall provide all information required for background checks to meet installation access requirements to be accomplished by the installation Provost Marshal Office, Director of Emergency Services, or Security Office. Contractor workforce must comply with all personal identity verification requirements (CFR clause 52.204-9, Personal Identity Verification of Contract Personnel) as directed by DoD, HQDA and/or local policy. In addition to the changes otherwise authorized by the changes clause of this contract, should the Force Protection Condition (FPCON) at any individual facility or installation change, the Government may require changes in contractor security matters or processes.

1.7.3 AT Awareness Training for Contractor Personnel Traveling Overseas. This standard language requires U.S.-based contractor employees and associated subcontractor employees to make available and to receive Government-provided area of responsibility (AOR)-specific AT awareness training as directed by AR 525-13. Specific AOR training content is directed by the combatant commander, with the unit ATO being the local point of contact.

1.7.4 Army Training Certification Tracking System (ATCTS) registration for contractor employees who require access to Government information systems. All contractor employees with access to a Government info system must be registered in the ATCTS at commencement of services and must successfully complete the DoD Information Assurance Awareness prior to access to the information system and annually thereafter.

1.7.5 For contracts that require a formal OPSEC program. The contractor shall develop an OPSEC Standing Operating Procedure (SOP)/Plan within 90 calendar days of contract award, to be reviewed and approved by the responsible Government OPSEC officer. This plan will include a process to identify critical information, where it is located, who is responsible for it, how to protect it, and why it needs to be protected. The contractor shall implement OPSEC measures as ordered by the commander. In addition, the contractor shall have an identified certified Level II OPSEC coordinator per AR 530-1.

1.7.6 Controlled Unclassified Information (CUI). Include DFARS clause 252.204-7012, which requires the contractor to comply with NIST 800-171. Also include DFARS provision 252.204-2019 into solicitations. Acquisition officials should follow procedures outlined in DFARS 204.73 and verify vendors have an adequate NIST SP 800-171 summary assessment score within the Supplier Performance Risk System (within PIEE). If the

score doesn't show a medium- or high-level assessment with a score of 110 or better (as described in the "NIST SP 800-171 DoD Assessment Methodology"), include clause252.204-7020 and obtain the vendor's "system security plan" and "plan of action" for NIST SP 800-171 verification and assurance by Army security officials.

1.8. NOT USED

1.9. NOT USED

1.10. NOT USED

1.11. NOT USED

1.12. NOT USED

1.13. NOT USED

1.14. NOT USED

1.15. NOT USED

1.16. NOT USED

1.17. NOT USED

1.18. NOT USED

1.19. NOT USED

1.20. NOT USED

1.21. NOT USED

1.22. NOT USED

1.23. NOT USED

1.24. NOT USED

1.25. NOT USED

1.26. NOT USED

2. PART 2 PRODUCTS NOT USED

3. PART 3 EXECUTION NOT USED

| | |
|---|---|
| **TITLE:** | NRP FY26 Project 5 |
| **JOB NAME:** | MN006 |
| **LOCATION:** | Columbia, MO |
| **CONTRACT NO:** | |
| **CONTRACTOR:** | |

# SUBMITTAL REGISTER

| SB MATOC | | | | | | | | | CONTRACTOR SCHEDULE DATES | | | CONTRACTOR ACTION | | | APPROVING AUTHORITY | | | | | |
|---|---|---|---|---|---|---|---|---|---|---|---|---|---|---|---|---|---|---|---|---|
| Line | Act-ivity # | Trans-mittal # | Specification Section | SD # | SD Description | Item Submitted | Paragraph # | Classi-fication: GA for GOVT or A/E Revwr | Submit | Approval Needed By | Material Needed By | Action Code | Date Of Action | Date FWD to APPR / Auth - Date RCD From CONTR | Date FWD To Other Revwr | Date RCD From Other Revwr | Action Code | Date Of Action | Mailed To CONTR/ Date RCD From APPR Authority | Remarks |
| | | | 01 32 01.00 06 | SD-01 | Preconstruction Submittal | Project Schedule | 3.4 | GA | | | | | | | | | | | | |
| | | | 01 35 26.00 06 | SD-01 | Preconstruction Submittal | Accident Prevention Plan (APP) | 1.7 | GA | | | | | | | | | | | | |
| | | | 01 35 26.00 06 | SD-01 | Preconstruction Submittal | Activity Hazard Analysis (AHA) | 1.8 | GA | | | | | | | | | | | | |
| | | | 01 45 04.10 06 | SD-01 | Preconstruction Submittal | Design Quality Control Plan | 3.2 | GA | | | | | | | | | | | | |
| | | | 01 45 04.10 06 | SD-01 | Preconstruction Submittal | Construction Quality Control Plan | 3.3 | GA | | | | | | | | | | | | |
| | | | 01 50 00 | SD-01 | Preconstruction Submittal | Construction Site Plan | 1.3 | GA | | | | | | | | | | | | |
| | | | 01 57 19.00 06 | SD-01 | Preconstruction Submittal | Environmental Protection Plan | 1.7 | GA | | | | | | | | | | | | |
| | | | 01 74 19 | SD-01 | Preconstruction Submittal | Construction Waste Management Plan | 1.7 | GA | | | | | | | | | | | | |
| | | | 00 80 00.00 06 | SD-07 | Certificates | No Asbestos - Containing Material (ACM) Certification | 1.14 | GA | | | | | | | | | | | | |
| | | | 00 80 00.00 06 | SD-07 | Certificates | Insurance | 1.31 | GA | | | | | | | | | | | | |
| | | | 00 80 00.00 06 | SD-07 | Certificates | Warranties | 1.15 | GA | | | | | | | | | | | | |
| | | | 00 80 00.00 06 | SD-11 | Closeout Submittals | Preliminary (Working) As-Built Drawings | 3.4 | GA | | | | | | | | | | | | |
| | | | 00 80 00.00 06 | SD-11 | Closeout Submittals | Final As-Built Drawings | 3.4 | GA | | | | | | | | | | | | |

SECTION
01 11 50.00 06
Task Order SCOPE OF WORK
27 Feb 2026

# 1. PROJECT INFORMATION

## 1.1. GENERAL

**Design/Build:** The Contractor shall provide all labor, equipment, supplies, and consultant services and all site investigations, surveys, analysis, sampling, testing and verification of existing field conditions as required for design and construction of the Roof Replacement Project at MO006 to result in a complete and useable Facility. Contractor shall provide complete design analysis incorporating all engineering computations, analysis, test, and survey results, building code (including fire protection, life safety, environmental and accessibility) review as it pertains/affects/relates to this project, equipment and material data and documentation of existing conditions.

## 1.2. SCOPE OF WORK

Unless specifically noted otherwise in this Specification Section or in the base MATOC contract Volume 1 of 2 itself, all requirements of the base MATOC contract Volume 1 of 2 shall apply to this Task Order. The work includes design and construction to replace the following roof systems located at MO006:

| Building RFID (SF) | Section(s) | Existing Roof System |
|---|---|---|
| USARC (6,998) | 1 | EPDM |
| USARC (5,296) | 2 | EPDM |
| USARC (3,788) | 3 | EPDM |
| USARC (1,815) | 4 | EPDM |
| USARC (1,735) | 5 | EPDM |
| USARC (1,373) | 6 | EPDM |
| USARC (717) | 8 | EPDM |
| Warehouse (2,607) | 1 | EPDM |

**Design/Build:** Design and construction shall comply with the requirements contained in this Task Order Request for Proposal (RFP). The design and technical criteria contained and cited in this RFP and the Unified Facilities Guide Specifications (UFGS) establish minimum standards for design and construction quality. The Designers of Record shall use the Unified Facilities Guide Specifications (UFGS) and the requirements contained in this RFP to fully develop the technical specifications and construction drawings. The objective of this solicitation is to obtain an energy efficient, durable, maintainable, and sustainable space.

**Design/Build:** The illustrations and exhibits included in this RFP illustrate the conceptual design of the project and are provided to define the scope of work and budget. The concepts provided shall be further

developed by the Design/Build Contractor to comply with the customer's functional needs.

All demolition required to construct the project is included as part of the work of this Contract.

1.3. SITE LOCATION

This project is located at Columbia, MO.

1306 BUSINESS LOOP 70 W
COLUMBIA, MO 65201

1.4. EXISTING SITE UTILITIES

1.4.1. The contractor shall verify the location of all utilities serving the building. Upgrading the existing utilities, (unless noted otherwise) outside the limits of construction, is not a part of this project.

1.5. BID OPTIONS

1.6. NOT USED

1.7. ATTACHMENTS

**Design/Build:** Information provided in the Attachments is intended to guide the completion of the design by establishing existing conditions, and the desired character, appearance, and function of the new construction. The following Attachments are included and shall be used and strictly adhered-to in completing the design and construction of the project.

a. ATTACHMENT A: Site Location
b. ATTACHMENT B: Building Layout Plans
c. ATTACHMENT C: Site Inspection Report, 7-Jul-25

1.8. NOT USED

1.9. NOT USED

1.10. NOT USED

1.11. NOT USED

1.12. NOT USED

1.13. NOT USED

1.14. NOT USED

1.15. NOT USED

1.16. NOT USED

1.17. NOT USED

1.18. NOT USED

1.19. NOT USED

2. DESIGN REQUIREMENTS

2.1. GENERAL

The Contractor shall prepare complete construction documents for all work designed as required by the RFP. The construction documents to be prepared shall include, but are not limited to, construction drawings, specifications, submittals, and design analysis as required in Section 01 33 16.00 10 DESIGN DATA (DESIGN AFTER AWARD), Volume 1. Materials and equipment shall be limited to those specified except that where no specific material and equipment is specified or no basis of design is identified, the Contractor shall use materials and equipment accepted within the construction industry and in compliance with Design Criteria.

2.2. DESIGN

2.2.1. The Contractor shall prepare a 100% design for the project in accordance with the RFP using industry standard materials and efficient practices. The design of the materials selected shall be high quality, durable and easily maintained. The Contractor shall be responsible for the professional quality, code compliance, technical accuracy, and coordination of all designs, drawings, specifications, and other documents or publications upon which the design and construction are based. It shall be the responsibility of the Design/ Build Contractor to verify the accuracy of the documents provided.

2.2.2 CAD/BIM Requirement

The contractor will not be required to produce advanced modeling and design drawings will be limited to CAD files.

2.2.3 Design Submittal Requirements

The contractor will not be required to produce charette or interim design submittals. The contractor will submit a final design, a corrected final design, and a certified final design. The independent Registered Roof Observer (RRO) identified under Section 01 11 00.00 06 Paragraph 3.3.2.3 shall review the final design as part of the contractor design QC review team. The RRO shall attend the final design plan-in-hand review meeting.

2.2.4 Design Professionals

General Scope of work for most task orders will be for roof replacement and exterior water proofing with associated work. Structural analysis will only be required if there is a change in the dead load for the structural system or if called out in the task order scope of work. Electrical and mechanical design will be limited to relocating existing systems.

In addition to the requirements of the base MATOC, a Registered Roof Consultant (RRC) shall be a Designer of Record. Roof replacement design will be certified by a RRC and have a professional engineer or architectural stamp. The RRC shall have a degree in Architecture or Engineering and have at least ten (10) years of experience in roof repair design. The RRC must be currently licensed by the International Institute of Building Envelope Consultants (IIBEC). An independent RRC with the same minimum requirements shall be part of the Independent Technical Review.

2.2.5 Design Milestone Schedule

The sample schedule and sequence of work shown below was prepared for the Contractor's use in its schedule preparation. This schedule is not intended to be the actual awarded design-build schedule. Upon receipt of the Notice to Proceed, the selected Contractor will be required to submit its proposed design and construction schedule for Government review and acceptance.

| | |
|---|---|
| Notice to Proceed (NTP) | Day 0 |
| Design Quality Control Plan (DQCP) | NTP + 14 Days |
| Charette Report (FIO no review) | NTP + 60 Days |
| Final Submittal | NTP + 120 Days |
| Final Plan in Hand Meeting (on-site) | NTP + 138 Days |
| Corrected Final Submittal | NTP + 152 Days |
| Certified Final Submittal | NTP + 160 Days |

2.2.5.1 Instead of a charrette submittal in accordance with the Louisville District Design Guide, the contractor may submit a charrette report after they have conducted an on-site charrette meeting. The charrette report must detail the results of the site visit and identify any discrepancies between the solicitation and field conditions. An interim submittal is not required. The contractor will submit a final design , a corrected final design, and certified final design in accordance with the requirements of the base contract. The independent Registered Roof Observer (RRO) identified under section 01 11 00 shall review the final design as part of the contract design QC review team. The RRO shall attend the final design plan-in-hand meeting.

2.3. REQUEST FOR PROPOSAL (RFP) INTENT

The intent of this RFP section is to describe the requirements for appearance, function, materials, and types of construction in sufficient detail to enable engineering and design to be completed by the Contractor.

2.4. Design Milestone Meetings

2.4.1. Charette / Kickoff Meeting

2.4.1.1. Shall be in person and on-site.

2.4.2. Final Design / Plan-in-hand Review Meeting

2.4.2.1. Shall be in person and on-site.

2.5. NOT USED

2.6. NOT USED

2.7. NOT USED

2.8. NOT USED

2.9. NOT USED

2.10. NOT USED

2.11. NOT USED

2.12. GOVERNMENT FURNISHED MATERIALS

2.12.1. GFM Handover

The GFM has been provided as part of the Solicitation package.

2.12.2. GFM File Formats

GFM are provided only in PDF format.

2.13. (See Paragraph 2.1 Section 01 11 00.00 06) DESIGN SUBMITTAL DISTRIBUTION MATRIX

Submittal Reviewers & Mailing Addresses

U.S. Army Corps of Engineers
Isaias Enriquez, P.E.
Isaias.Enriquez@usace.army.mil
LRL-EDM-R
220 West Main Street
Louisville, KY 40202

U.S. Army Corps of Engineers
Timothy M. McClellan, P.E., RRC
Timothy.m.mcclellan@usace.army.mil
LRL-EDM
220 West Main Street
Louisville, KY 40202

U.S. Army Corps of Engineers
John P. Hearn
John.P.Hearn@usace.army.mil
LRL-CD
2475 K Street Bldg 52
WPAFB OH 45433

U.S. Army Corps of Engineers
Michael Brooks
Michael.s.brooks@usace.army.mil
LRL-CDR
220 West Main Street
Louisville, KY 40202

U.S. Army Corps of Engineers
Sheryll Impellizzeri, P.E.
Sheryll.S.Impellizzeri@usace.army.mil
LRL-PM-R
220 West Main Street
Louisville, KY 40202

Steve Coffey, PE
USARC G 3/5/7 Engineers - Desk 4N-4001-62
4700 Knox Street, Bldg 8-8108
Ft. Bragg, NC 28310
Phone: 910-570-8961
Email: steven.w.coffey3.civ@army.mil

Justin Reeder, PE, RRC, RRO, CDT
USARC-ARIMD Engineering Branch / SAIN Engineering
USAR National Roofing Program REM
Phone: 843.813.2423
Email: justin.reeder@saineng.com

88th RD
Dan Breitsprecher
60 South O Street
Fort McCoy, WI 54656
Phone: 608-343-0766
Email: Daniel.l.breitsprecher.ctr@army.mil

# 3. GENERAL CONSTRUCTION REQUIREMENTS

## 3.1. SUMMARY

### 3.1.1. The requirements include:

a. Construction considerations and use of the premises.
b. Protection of personnel and Government property.
c. Construction facilities and job site standards.
d. The requirements of this section apply to the entire project including all amendments or modifications that may be issued to modify the contract documents.

3.2. GENERAL INFORMATION

3.2.1. NOT USED

3.2.2. NOT USED

3.2.3. Coordinate all construction activities with:

a. Contracting Officer’s Representative
b. Building Occupants

3.2.4. NOT USED

3.2.5. NOT USED

3.2.6. NOT USED

3.2.7. NOT USED

3.2.8. NOT USED

3.2.9. Project and Safety Signs. See 01 50 00, Paragraph 2.1.3.

3.3. DOCUMENTATION

3.3.1. NOT USED

3.3.2. NOT USED

3.4. NOT USED

3.5. Work Schedule under Section 01 11 00.00 06 Paragraph 3.9.1.2 is changed to “Work S WORK SCHEDULE: The Contractor shall schedule the work between the hours of 7:00 a.m. and 4:30 p.m. Monday through Friday except Federal Holidays.

3.5.1. No work shall occur on Federal Holidays.

3.5.2. No work shall occur on drill weekends.

3.5.3. Permission to perform any work outside of these hours must be in writing and submitted five (5) calendar days in advance for approval by the Contracting Officer.

3.5.4. The Government may or may not grant such permission at its discretion.

3.6. Contractor Personal Vehicle Parking under Section 01 11 00.00 06 Paragraph 3.9.1.7 is changed to Contractor Personal Vehicle Parking: The contractor may use a limited number of parking spaces in the existing lots for the contractor’s employee parking of personal vehicles. The Contractor shall coordinate with the Government on the exact number of available spaces, and shall make provisions to transport employees to the site should inadequate parking spaces be available on site. Parking in these areas is available on a first-come first served basis.

4. NOT USED

5. NOT USED

6. EXTERIOR EQUIPMENT

6.1. Remove (1 EA) rooftop equipment at USARC Section 5,(1 EA) at USARC Section 8, (3 EA) at Warehouse Section 1. Provide new equipment curb rails and mount existing Split Unit (1 EA) at USARC Section 6.

7. ARCHITECTURAL / BUILDING ENVELOPE

7.1. Contractor to provide a flush seam metal wall panel system with manufacturer's 30 year PVDF (polyvinylidene fluoride) finish warranty for walls that transition from a lower roof section to a higher roof section.

7.2. Contractor to replace roof hatch and associated ladder with new ladder and hatch. New hatch to include fall protection cage with access gate.

7.3. DOR Shall visit the site three times during the construction phase. One of these visits shall be during the final inspection.

8. NOT USED

9. NOT USED

10. NOT USED

11. NOT USED

12. NOT USED

13. NOT USED

14. Roof System

Roof system installed shall comply with UFC 3-110-03 Roofing, with Change 5, or the latest version available. Where they do not exist, contractor shall install roof access ladders from the ground to roof and between roof sections to allow access to all sections. Contractors

shall install new concrete splash blocks at all downspout terminations. Replace gutters with medium bronze metal gutters. Use tapered insulation for slope to drains in USARC (Section 5).

Contractor to re-route all downspouts to discharge to another gutter or to the ground. No downspouts will discharge onto a lower roof section.

Contractor bids shall include removal of 2-8 inches of insulation. Existing roof systems may be multi-layered with differing roof system types below the surface membrane. Contractor is responsible for identifying all equipment mounted directly below the deck and to utilize a connection method that either avoids the deck or relocates equipment in a way that complies with current building codes.

Modified Bitumen systems shall be two ply systems. Severe hail rated (5000 psi) gypsum coverboard will be used beneath 2-Ply Modified Bitumen.

| Building RFID (SF) | Section(s) | New Roof System |
|---|---|---|
| USARC (6,998) | 1 | 2 Ply Modified Bitumen |
| USARC (5,296) | 2 | 2 Ply Modified Bitumen |
| USARC (3,788) | 3 | 2 Ply Modified Bitumen |
| USARC (1,815) | 4 | 2 Ply Modified Bitumen |
| USARC (1,735) | 5 | 2 Ply Modified Bitumen |
| USARC (1,373) | 6 | 2 Ply Modified Bitumen |
| USARC (717) | 8 | 2 Ply Modified Bitumen |
| Warehouse (2,607) | 1 | 2 Ply Modified Bitumen |

14.1. NOT USED

14.2 ROOF DECK REPAIR

Inspect the roof deck carefully. If there are roof deck areas which require repair or replacement, notify the Contracting Officer. Do not proceed with repair or replacement until directed by the Contracting Officer. Assume replacement up to 10% damaged decking and 50% wood nailers.

--End of Section --

# Attachment A

# Site Location

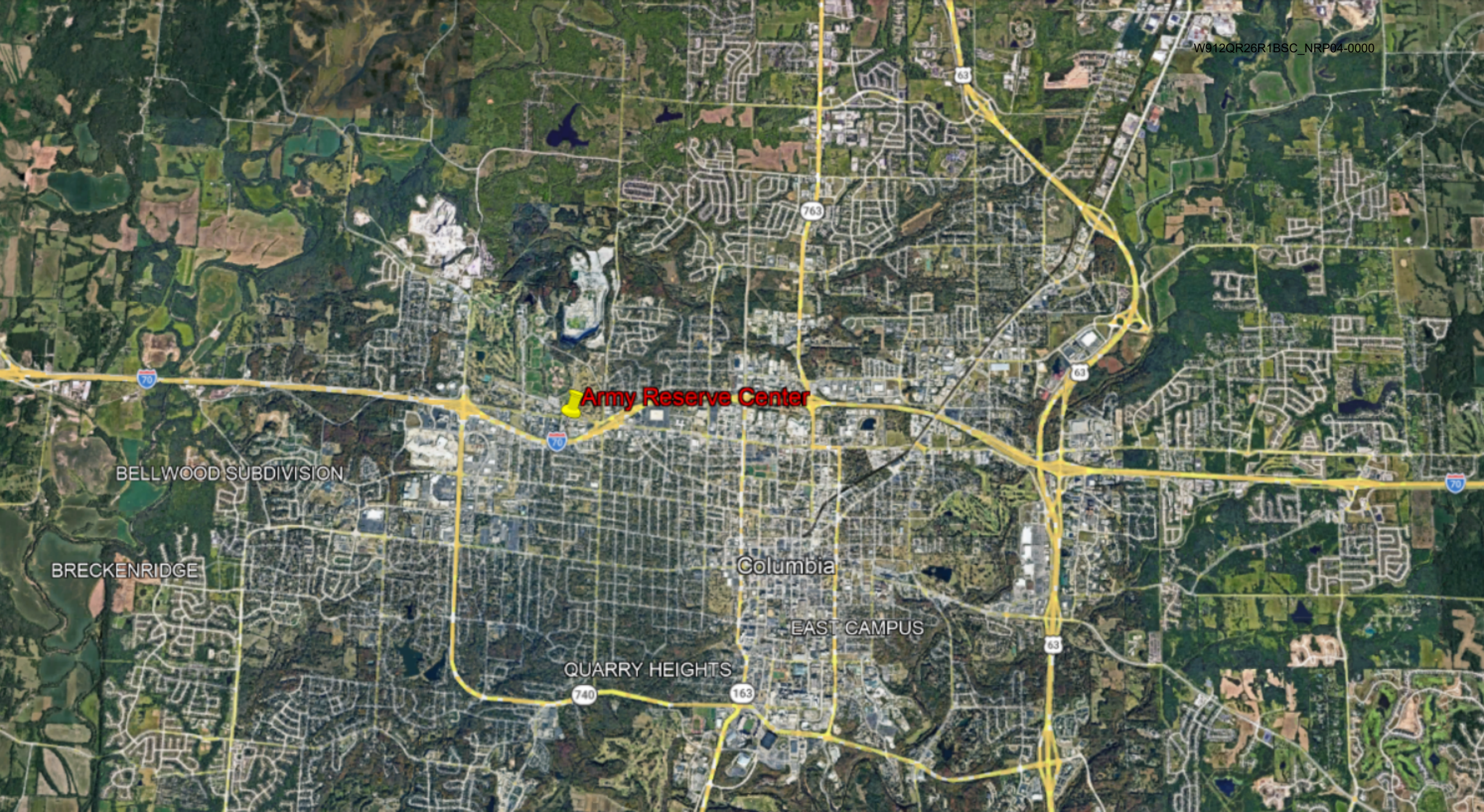
W912QR26R1BSC_NRP04-0000
Army Reserve Center
BELLWOOD SUBDIVISION
BRECKENRIDGE
Columbia
EAST CAMPUS
QUARRY HEIGHTS
70
763
63
740
163

W912QR26R1BSC_NRP04-0000
MO006 OVERALL MAP
USARC BUILDING
WAREHOUSE BUILDING

# Attachment B

# Building Layout Plans

Note: This attachment is for documentation of existing conditions. The requirements of the 01 11 50.00 06 and the base MATOC take precedence over any recommended repairs included in this inspection report.

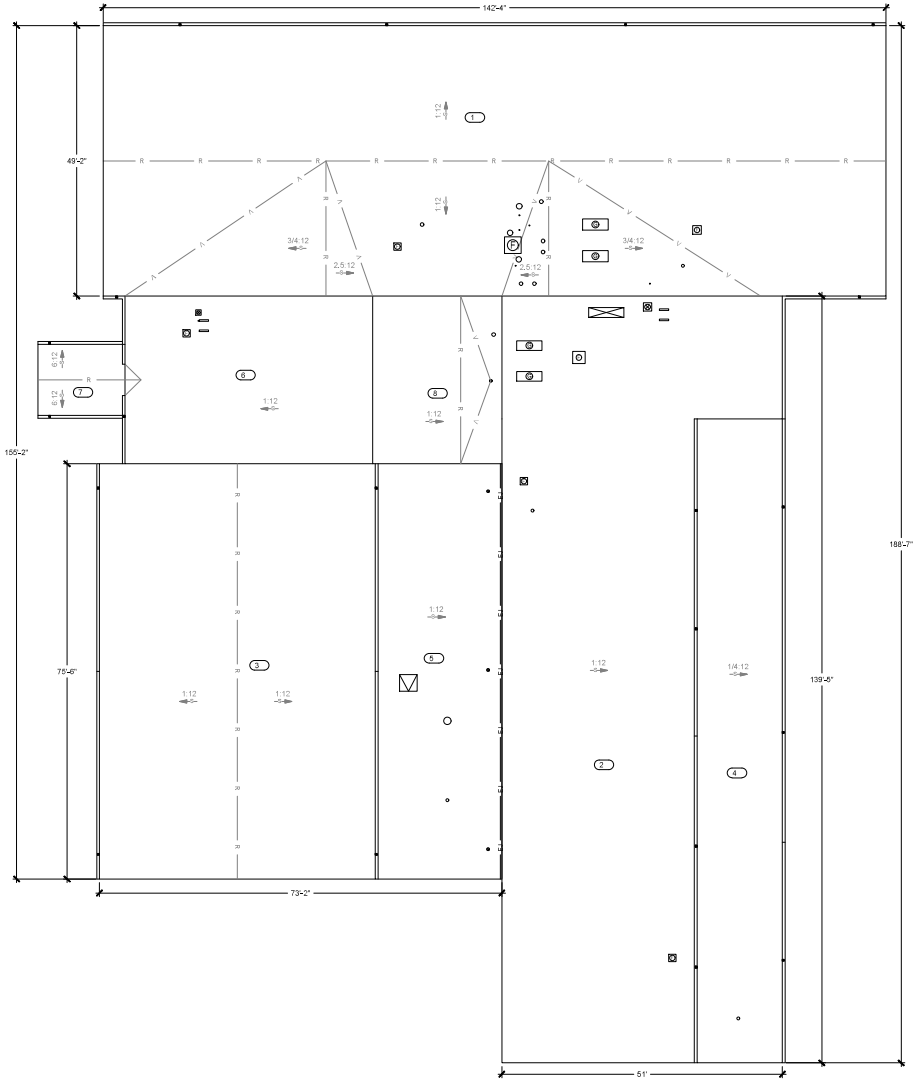


## A USARC ROOF PLAN

SCALE: 3/32" = 1'-0"

PLAN NORTH

3/32" = 1'-0" 11 0 11 21

GENERAL NOTES:

1. SECTION 1,2,3,5,6 AND 8 DECK TYPE:
   METAL DECK
   STRUCTURALLY SLOPED 1":12"
2. SECTION 4 DECK TYPE:
   METAL DECK
   STRUCTURALLY SLOPED 1/4":12"
3. SECTION 7 DECK TYPE:
   METAL DECK
   STRUCTURALLY SLOPED 6":12"
4. SECTION 1 EAVE HEIGHT: 12'-6"
   SECTION 2 EAVE HEIGHT: 15'
   SECTION 3 EAVE HEIGHT: 19'
   SECTION 4 EAVE HEIGHT: 10'
   SECTION 5 EAVE HEIGHT: 12'
   SECTION 6 EAVE HEIGHT: 12'-5"
   SECTION 7 EAVE HEIGHT: 10'-5"
   SECTION 8 EAVE HEIGHT: 9'-10"

EQUIPMENT CURB SIZES

| EQUIPMENT CURB (INCHES) | QUANTITY |
|---|---|
| 16 X 16 | 4 |
| 19 X 19 | 1 |
| 27 X 27 | 1 |
| 36 X 36 | 1 |
| 55 X 21 | 2 |
| 56 X 24 | 2 |
| 77 X 22 | 1 |
| 36 X 38 ROOF HATCH | 1 |

PITCH PAN SIZES

| PIPE SIZE (INCHES) | QUANTITY |
|---|---|
| 4 | 1 |
| 6 | 1 |

PIPE PENETRATION SIZES

| PIPE SIZE (INCHES) | QUANTITY |
|---|---|
| 1 | 6 |
| 3 | 4 |
| 4 | 7 |
| 6 | 3 |
| 8 | 1 |

ROOF DRAIN SIZES

| PIPE SIZE (INCHES) | QUANTITY |
|---|---|
| 3 | 4 |

KEY

- ROOF EDGE
- WALL EXPANSION JOINT
- GUTTER EDGE
- RIDGE
- VALLEY
- STRUCTURAL SLOPE
- PIPE PENETRATION
- ROOF DRAIN
- PITCH PAN
- MECHANICAL CURB
- EXHAUST FAN
- GOOSE NECK VENT
- ROOF HATCH
- EQUIPMENT SUPPORT CURB
- ROOF AREA INDICATOR

REI ENGINEERS
Engineering solutions for tomorrow®
4995 Lacross Rd. | Suite 1325
Charleston, SC 29406
SOUTH CAROLINA CERTIFICATE OF AUTHORIZATION #1506
www.reiengineers.com

SEALS:

PROJECT NAME:

U.S. ARMY RESERVE

MO006 ROOF ASSESSMENT

1306 BUSINESS LOOP 70 W
COLUMBIA, MO

PROJECT NO:

23CHS-020

ISSUE:

| NO. | DATE | DESCRIPTION |
|---|---|---|

THIS LINE IS 1 INCH ON THE ORIGINAL DRAWING

IF IT IS NOT 1 INCH ON THIS PAGE, SCALE DRAWING ACCORDINGLY.

SHEET TITLE

ROOF PLAN

DRAWING

A-001

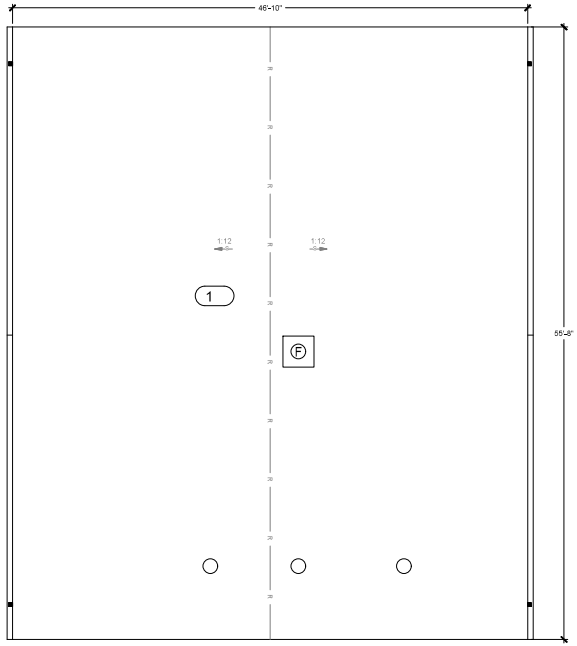


A WAREHOUSE ROOF PLAN
SCALE: 3/16" = 1'-0"

PLAN NORTH

3/16" = 1'-0" 5 0 5 11

GENERAL NOTES:

1. SECTION 1 DECK TYPE:
   METAL DECK
   STRUCTURALLY SLOPED 1":12"
2. SECTION 1 EAVE HEIGHT: 19'

| EQUIPMENT CURB SIZES | |
|---|---|
| EQUIPMENT CURB (INCHES) | QUANTITY |
| 34 X 34 | 1 |

| PIPE PENETRATION SIZES | |
|---|---|
| PIPE SIZE (INCHES) | QUANTITY |
| 8 | 2 |

KEY
- ROOF EDGE
- GUTTER EDGE
- RIDGE
- STRUCTURAL SLOPE
- PIPE PENETRATION
- EXHAUST FAN
- ROOF AREA INDICATOR

REI ENGINEERS
Engineering solutions for tomorrow®
4995 Lacross Rd. | Suite 1325
Charleston, SC 29406
SOUTH CAROLINA CERTIFICATE OF AUTHORIZATION #1906
www.reiengineers.com

SEALS:

PROJECT NAME:
U.S. ARMY RESERVE

MO006 ROOF ASSESSMENT

1306 BUSINESS LOOP 70 W
COLUMBIA, MO

PROJECT NO:
23CHS-020

ISSUE:

| NO. | DATE | DESCRIPTION |
|---|---|---|

THIS LINE IS 1 INCH ON THE ORIGINAL DRAWING

IF IT IS NOT 1 INCH ON THIS PAGE, SCALE DRAWING ACCORDINGLY.

SHEET TITLE
ROOF PLAN

DRAWING
A-002

# Attachment C

# Site Inspection Report
# 07 July 2025

Note: This attachment is for documentation of existing conditions. The requirements of the 01 11 50.00 06 and the base MATOC take precedence over any recommended repairs included in this inspection report.

ENGINEERS

# ROOF ASSESSMENT REPORT

# FOR

US Army Corps of Engineers®

# NATIONAL ROOFING PROGRAM (NRP)
# FY23 1-N, MO006
# 1306 BUSINESS LOOP 70 W
# COLUMBIA, MO 65201

**July 7, 2025**

**REI PROJECT NO. 23CHS-020**

REI ENGINEERS

**MO006**

**ROOF ASSESSMENT REPORT**

## TABLE OF CONTENTS


I. OVERALL MAP ..... 4
II. USARC BUILDING SITE OVERVIEW ..... 5
III. USARC BUILDING SECTION 1 ..... 6
- A. SECTION 1 COMPOSITION ..... 6
- B. SECTION 1 OBSERVATION ..... 7
- C. SECTION 1 DEFICIENCIES ..... 8
- D. SECTION 1 SUMMARY ..... 12

IV. USARC BUILDING SECTION 2 ..... 14
- A. SECTION 2 COMPOSITION ..... 14
- B. SECTION 2 OBSERVATION ..... 15
- C. SECTION 2 DEFICIENCIES ..... 16
- D. SECTION 2 SUMMARY ..... 17

V. USARC BUILDING SECTION 3 ..... 19
- A. SECTION 3 COMPOSITION ..... 19
- B. SECTION 3 OBSERVATION ..... 21
- C. SECTION 3 DEFICIENCIES ..... 22
- D. SECTION 3 SUMMARY ..... 24

VI. USARC BUILDING SECTION 4 ..... 26
- A. SECTION 4 COMPOSITION ..... 26
- B. SECTION 4 OBSERVATION ..... 28
- C. SECTION 4 DEFICIENCIES ..... 29
- D. SECTION 4 SUMMARY ..... 32

VII. USARC BUILDING SECTION 5 ..... 34
- A. SECTION 5 COMPOSITION ..... 34
- B. SECTION 5 OBSERVATION ..... 35
- C. SECTION 5 DEFICIENCIES ..... 36
- D. SECTION 5 SUMMARY ..... 39

VIII. USARC BUILDING SECTION 6 ..... 41
- A. SECTION 6 COMPOSITION ..... 41

B. SECTION 6 OBSERVATION....42
C. SECTION 6 DEFICIENCIES....43
D. SECTION 6 SUMMARY....45
IX. USARC BUILDING SECTION 7....47
A. SECTION 7 COMPOSITION....47
B. SECTION 7 OBSERVATION....48
C. SECTION 7 DEFICIENCIES....49
D. SECTION 7 SUMMARY....50
X. USARC BUILDING SECTION 8....52
A. SECTION 8 COMPOSITION....52
B. SECTION 8 OBSERVATION....53
C. SECTION 8 DEFICIENCIES....55
D. SECTION 8 SUMMARY....57
XI. WAREHOUSE BUILDING SITE OVERVIEW....61
XII. WAREHOUSE BUILDING SECTION 1....62
A. SECTION 1 COMPOSITION....62
B. SECTION 1 OBSERVATION....63
C. SECTION 1 DEFICIENCIES....64
D. SECTION 1 SUMMARY....69

-

**MO006 - USARC**
**1306 Business Loop 70 W**
**Columbia, MO 65201**

## Site Overview

## Total Sections: 8
## Total Sq Ft: 21,951

| Map | Name | Sq Ft | Est Install |
|---|---|---|---|
| 1 | Section 1 | 6,998 | 2006 |
| 2 | Section 2 | 5,296 | 2006 |
| 3 | Section 3 | 3,788 | 2006 |
| 4 | Section 4 | 1,815 | 2006 |
| 5 | Section 5 | 1,735 | 2006 |
| 6 | Section 6 | 1,373 | 2006 |
| 7 | Section 7 | 229 | 2006 |
| 8 | Section 8 | 717 | 2006 |

**MO006 - USARC**
**1306 Business Loop 70 W**
**Columbia, MO 65201**

## Composition

**Section:** Section 1
**Size:** 6998

**Inspection Date:** 06/18/2025
**Inspector:** Jordan Koch

EPDM Single Ply Membrane

Metal Decking

**MO006 - USARC**
**1306 Business Loop 70 W**
**Columbia, MO 65201**

## Observations

**Section:** Section 1
**Size:** 6998

**Inspection Date:** 06/18/2025
**Inspector:** Jordan Koch

Overview

Overview

Overview

Overview

**MO006 - USARC**
**1306 Business Loop 70 W**
**Columbia, MO 65201**

## Deficiencies

**Section:** Section 1
**Size:** 6998

**Inspection Date:** 06/18/2025
**Inspector:** Jordan Koch

1

**Single Ply - Open Seam/ Lap-EPDM (Remedial)**
Quantity: 95 %
**Deficiency:**
Open seams in the waterproofing membrane are typically caused by failing seam adhesives coupled with membrane shrinkage and stress on the seams.
**Corrective Action:**
Roof is at the end of its serviceable life and should be considered for replacement.

2

**General - Fungus/ Algae Growth (Remedial)**
Quantity: 1 Sq Ft
**Deficiency:**
Growth of fungus/ mildew may be caused by orientation of the roof in relation to sunlight/shade and proximity to trees/vegetation. Build up may affect roof system and cause safety hazard mainly due to slip and fall concerns.
**Corrective Action:**
Roof is at the end of its serviceable life and should be considered for replacement.

**MO006 - USARC**
**1306 Business Loop 70 W**
**Columbia, MO 65201**

## Deficiencies (continued)

**Section:** Section 1
**Size:** 6998

**Inspection Date:** 06/18/2025
**Inspector:** Jordan Koch

3

**Single Ply - Ponding Water (Remedial)**
Quantity: 100 Sq Ft
**Deficiency:**
A ponding water condition is typically due to a flaw in the original drainage design/installation, or the underlying insulation has collapsed due to age or weight and created a low lying area on the roof which is now holding water.
**Corrective Action:**
A ponding water condition is best corrected during a re-roof project.

4

**Edge Metal - Damaged Edge Metal (Remedial)**
Quantity: 30 LF
**Deficiency:**
Damaged or detached from impact or wind.
**Corrective Action:**
Roof is at the end of its serviceable life and should be considered for replacement.

**MO006 - USARC**
**1306 Business Loop 70 W**
**Columbia, MO 65201**

## Deficiencies (continued)

**Section:** Section 1
**Size:** 6998

**Inspection Date:** 06/18/2025
**Inspector:** Jordan Koch

5

**Roofing - Lack of Cricket at Curb (Remedial)**
Quantity: 5 EA
**Deficiency:**
Curb was observed with no cricket installed above it to allow water diversion.
**Corrective Action:**
Crickets are normally required for curbs over 16" wide. Crickets should be installed to create positive slope at curb for drainage. This would be addressed during reroof project.

6

**Rooftop Equipment - Rusting Pipe Penetrations (Remedial)**
Quantity: 4 EA
**Deficiency:**
Pipe penetrations has begun to rust.
**Corrective Action:**
Depending on the severity of the rust, the pipe penetrations can be prepared and painted. This would be addressed during reroof project.

**MO006 - USARC**
**1306 Business Loop 70 W**
**Columbia, MO 65201**

## Deficiencies (continued)

**Section:** Section 1
**Size:** 6998

**Inspection Date:** 06/18/2025
**Inspector:** Jordan Koch

7

**Roofing - Unsecured Pipe Penetration (Remedial)**
Quantity: 1 EA
**Deficiency:**
Pipe penetration was observed to be unsecured below deck. This may damage flashing, allowing water intrusion.
**Corrective Action:**
Penetration should be remounted or removed if abandoned. This would be done during a reroof project.

**MO006 - USARC**
**1306 Business Loop 70 W**
**Columbia, MO 65201**

## Summary

**Section:** Section 1
**Size:** 6998

**Inspection Date:** 06/18/2025
**Inspector:** Jordan Koch

**Condition Summary**
Estimated Replacement: 2026

**Recommendations**
The observations and recommendations submitted for the subject roofs are based upon visual observations and recommendations that are based on the condition of the installed roof system and roof sheet metal flashings as they exist today.

The building was constructed in or around 1964. The roof is a fully adhered EPDM membrane over insulation on a metal deck. The current roof system is approximately 17 to 20  years old.

Associated sheet metal details were observed to be made from copper. Access to the roof area is provided by a roof hatch on Sector 5. No lightning protection was observed.

The overall condition of the fully adhered EPDM roof is poor and we recommend budgeting for replacement within 1 year.

Sealants are in fair condition and should be monitored.

Estimated Replacement Costs: [redacted]

**MO006 - USARC**
**1306 Business Loop 70 W**
**Columbia, MO 65201**

## Summary

**Section:** Section 1
**Size:** 6998

**Inspection Date:** 06/18/2025
**Inspector:** Jordan Koch

### 1 - Section 1 (6,998 Sq Ft )

| Deficiency | Qty | Replacement |
|---|---|---|
| Open Seam/ Lap-EPDM | 90 % | |
| Fungus/ Algae Growth | 1 Sq Ft | |
| Ponding Water | 100 Sq Ft | |
| Damaged Edge Metal | 30 LF | |
| Lack of Cricket at Curb | 5 EA | |
| Rusting Pipe Penetrations | 4 EA | |
| Unsecured Pipe Penetration | 1 EA | |
| Full Replacement | 6,998 Sq Ft | [redacted] |
| Total | | |

**MO006 - USARC**
**1306 Business Loop 70 W**
**Columbia, MO 65201**

## Composition

**Section:** Section 2
**Size:** 5296

**Inspection Date:** 06/18/2025
**Inspector:** Jordan Koch

EPDM Single Ply Membrane



Metal Decking

**MO006 - USARC**
**1306 Business Loop 70 W**
**Columbia, MO 65201**

## Observations

**Section:** Section 2
**Size:** 5296

**Inspection Date:** 06/18/2025
**Inspector:** Jordan Koch

Overview

Overview

Overview

Overview

**MO006 - USARC**
**1306 Business Loop 70 W**
**Columbia, MO 65201**

## Deficiencies

**Section:** Section 2
**Size:** 5296

**Inspection Date:** 06/18/2025
**Inspector:** Jordan Koch

1

**General - Previous Repair (Remedial)**
Quantity: 30 LF
**Deficiency:**
Repairs observed to existing roof system.
**Corrective Action:**
Roof is at the end of its serviceable life and should be considered for replacement.

2

**Single Ply - EPDM- Shrinkage (Remedial)**
Quantity: 65 %
**Deficiency:**
Shrinkage was observed in field ply. Shrinkage of membrane develops over time. the usual cause is age and UV exposure. This is normally a sign that the membrane is nearing the end of it's life cycle.
**Corrective Action:**
Roof is at the end of its serviceable life and should be considered for replacement.

**MO006 - USARC**
**1306 Business Loop 70 W**
**Columbia, MO 65201**

## Summary

**Section:** Section 2
**Size:** 5296

**Inspection Date:** 06/18/2025
**Inspector:** Jordan Koch

**Condition Summary**
Estimated Replacement: 2026

**Recommendations**
The observations and recommendations submitted for the subject roofs are based upon visual observations and recommendations that are based on the condition of the installed roof system and roof sheet metal flashings as they exist today.

The building was constructed in or around 1964. The roof is a fully adhered EPDM membrane over insulation on a metal deck. The current roof system is approximately 17 to 20  years old.

Associated sheet metal details were observed to be made from copper. Access to the roof area is provided by a roof hatch on Sector 5. No lightning protection was observed.

The overall condition of the fully adhered EPDM roof is poor and we recommend budgeting for replacement within 1 year.

Estimated Replacement Costs: [redacted]

**MO006 - USARC**
**1306 Business Loop 70 W**
**Columbia, MO 65201**

## Summary

**Section:** Section 2
**Size:** 5296

**Inspection Date:** 06/18/2025
**Inspector:** Jordan Koch

### 2 - Section 2 (5,296 Sq Ft )

| Deficiency | Qty | Replacement |
|---|---|---|
| Previous Repair | 30 LF | |
| EPDM- Shrinkage | 65 % | |
| Full Replacement | 5,296 Sq Ft | [redacted] |
| Total | | |

**MO006 - USARC**
**1306 Business Loop 70 W**
**Columbia, MO 65201**

## Composition

**Section:** Section 3
**Size:** 3788

**Inspection Date:** 06/18/2025
**Inspector:** Jordan Koch

Metal Decking

EPDM Single Ply Membrane

**MO006 - USARC**
**1306 Business Loop 70 W**
**Columbia, MO 65201**

## Composition

**Section:** Section 3
**Size:** 3788

**Inspection Date:** 06/18/2025
**Inspector:** Jordan Koch

Test Cut
EPDM Membrane
1/2" Perlite Insulation
EPDM Membrane
2" PolyIso Insulation

**MO006 - USARC**
**1306 Business Loop 70 W**
**Columbia, MO 65201**

## Observations

**Section:** Section 3
**Size:** 3788

**Inspection Date:** 06/18/2025
**Inspector:** Jordan Koch

Overview

Overview

Overview

Overview

**MO006 - USARC**
**1306 Business Loop 70 W**
**Columbia, MO 65201**

## Deficiencies

**Section:** Section 3
**Size:** 3788

**Inspection Date:** 06/18/2025
**Inspector:** Jordan Koch

1

**Single Ply - Open Seam/ Lap-EPDM (Remedial)**
Quantity: 1 EA
**Deficiency:**
Open seams in the waterproofing membrane are typically caused by failing seam adhesives coupled with membrane shrinkage and stress on the seams.
**Corrective Action:**
Roof is at the end of its serviceable life and should be considered for replacement.

2

**Single Ply - Ponding Water (Remedial)**
Quantity: 100 Sq Ft
**Deficiency:**
A ponding water condition is typically due to a flaw in the original drainage design/installation, or the underlying insulation has collapsed due to age or weight and created a low lying area on the roof which is now holding water.
**Corrective Action:**
A ponding water condition is best corrected during a re-roof project.

**MO006 - USARC**
**1306 Business Loop 70 W**
**Columbia, MO 65201**

## Deficiencies (continued)

**Section:** Section 3
**Size:** 3788

**Inspection Date:** 06/18/2025
**Inspector:** Jordan Koch

3

**Roofing - Previous Repair-( For Information Only) (Remedial)**
Quantity: 1 EA
**Deficiency:**
Area of repair to existing roof was noted.
**Corrective Action:**
This information was added to report for information only.

4

**Single Ply - EPDM- Shrinkage (Remedial)**
Quantity: 50 %
**Deficiency:**
Shrinkage was observed in field ply. Shrinkage of membrane develops over time. the usual cause is age and UV exposure. This normally a sign that membrane is nearing the end of its life cycle.
**Corrective Action:**
Roof is at the end of its serviceable life and should be considered for replacement.

**MO006 - USARC**
**1306 Business Loop 70 W**
**Columbia, MO 65201**

## Summary

**Section:** Section 3
**Size:** 3788

**Inspection Date:** 06/18/2025
**Inspector:** Jordan Koch

**Condition Summary**
Estimated Replacement: 2026

**Recommendations**
The observations and recommendations submitted for the subject roofs are based upon visual observations and recommendations that are based on the condition of the installed roof system and roof sheet metal flashings as they exist today.

The building was constructed in or around 1964. The roof is a fully adhered EPDM membrane over insulation on a metal deck. The current roof system is approximately 17 to 20  years old.

Associated sheet metal details were observed to be made from copper. Access to the roof area is provided by a roof hatch on Sector 5. No lightning protection was observed.

The overall condition of the fully adhered EPDM roof is poor and we recommend budgeting for replacement within 1 year.

Estimated Replacement Costs: [redacted]

**MO006 - USARC**
**1306 Business Loop 70 W**
**Columbia, MO 65201**

## Summary

**Section:** Section 3
**Size:** 3788

**Inspection Date:** 06/18/2025
**Inspector:** Jordan Koch

### 3 - Section 3 (3,788 Sq Ft )

| Deficiency | Qty | Replacement |
|---|---|---|
| Open Seam/ Lap-EPDM | 1 EA | |
| Ponding Water | 100 Sq Ft | |
| Previous Repair-( For Informat... EPDM- | 1 EA | |
| Shrinkage | 50 % | |
| Full Replacement | 3,788 Sq Ft | [redacted] |
| Total | | |

**MO006 - USARC**
**1306 Business Loop 70 W**
**Columbia, MO 65201**

## Composition

**Section:** Section 4
**Size:** 1815

**Inspection Date:** 06/18/2025
**Inspector:** Jordan Koch

Concrete Decking

EPDM Single Ply Membrane

**MO006 - USARC**
**1306 Business Loop 70 W**
**Columbia, MO 65201**

## Composition

**Section:** Section 4
**Size:** 1815

**Inspection Date:** 06/18/2025
**Inspector:** Jordan Koch

Test Cut
EPDM Membrane
1/2" Perlite Insulation
EPDM Membrane
2" PolyIso Insulation
Concrete Decking

**MO006 - USARC**
**1306 Business Loop 70 W**
**Columbia, MO 65201**

## Observations

**Section:** Section 4
**Size:** 1815

**Inspection Date:** 06/18/2025
**Inspector:** Jordan Koch

Overview

Overview

Overview

Overview

**MO006 - USARC**
**1306 Business Loop 70 W**
**Columbia, MO 65201**

## Deficiencies

**Section:** Section 4
**Size:** 1815

**Inspection Date:** 06/18/2025
**Inspector:** Jordan Koch

1

**Drainage - Debris in Gutter (Remedial)**
Quantity: 1 EA
**Deficiency:**
Debris can obstruct drainage and can lead to a downspout being clogged. Additional weight in gutter may cause damage to the assembly.
**Corrective Action:**
Debris should be removed from the gutter system on a regular basis.

2

**Roofing - Previous Repair-( For Information Only) (Remedial)**
Quantity: 1 EA
**Deficiency:**
Area of repair to existing roof was noted.
**Corrective Action:**
This information was added to report for information only.

**MO006 - USARC**
**1306 Business Loop 70 W**
**Columbia, MO 65201**

## Deficiencies (continued)

**Section:** Section 4
**Size:** 1815

**Inspection Date:** 06/18/2025
**Inspector:** Jordan Koch

3

**Single Ply - Open Seam/ Lap-EPDM (Remedial)**
Quantity: 10 EA
**Deficiency:**
Open seams in the waterproofing membrane are typically caused by failing seam adhesives coupled with membrane shrinkage and stress on the seams.
**Corrective Action:**
Roof is at the end of its serviceable life and should be considered for replacement.

4

**Single Ply - Membrane not adhered (Remedial)**
Quantity: 10 %
**Deficiency:**
Membrane is not adhered to substrate.
**Corrective Action:**
Roof is at the end of its serviceable life and should be considered for replacement.

**MO006 - USARC**
**1306 Business Loop 70 W**
**Columbia, MO 65201**

## Deficiencies (continued)

**Section:** Section 4
**Size:** 1815

**Inspection Date:** 06/18/2025
**Inspector:** Jordan Koch

5

**Single Ply - Ponding Water (Remedial)**
Quantity: 100 Sq Ft
**Deficiency:**
A ponding water condition is typically due to a flaw in the original drainage design/installation, or the underlying insulation has collapsed due to age or weight and created a low lying area on the roof which is now holding water.
**Corrective Action:**
A ponding water condition is best corrected during a re-roof project.

**MO006 - USARC**
**1306 Business Loop 70 W**
**Columbia, MO 65201**

## Summary

**Section:** Section 4
**Size:** 1815

**Inspection Date:** 06/18/2025
**Inspector:** Jordan Koch

**Condition Summary**
Estimated Replacement: 2026

**Recommendations**
The observations and recommendations submitted for the subject roofs are based upon visual observations and recommendations that are based on the condition of the installed roof system and roof sheet metal flashings as they exist today.

The building was constructed in or around 1964. The roof is a fully adhered EPDM membrane over insulation on a metal deck. The current roof system is approximately 17 to 20  years old.

Associated sheet metal details were observed to be made from copper. Access to the roof area is provided by a roof hatch on Sector 5. No lightning protection was observed.

The overall condition of the fully adhered EPDM roof is poor and we recommend budgeting for replacement within 1 year.

Estimated Replacement Costs: [redacted]

**MO006 - USARC**
**1306 Business Loop 70 W**
**Columbia, MO 65201**

## Summary

**Section:** Section 4
**Size:** 1815

**Inspection Date:** 06/18/2025
**Inspector:** Jordan Koch

### 4 - Section 4 (1,815 Sq Ft )

| Deficiency | Qty | Replacement |
|---|---|---|
| Debris in Gutter | 1 EA | |
| Previous Repair-( For Informat... | 1 EA | |
| Open Seam/ Lap-EPDM | 10 EA | |
| Membrane not adhered | 10 % | |
| Ponding Water | 100 Sq Ft | |
| Full Replacement | 1,815 Sq Ft | [redacted] |
| Total | | |

**MO006 - USARC**
**1306 Business Loop 70 W**
**Columbia, MO 65201**




## Composition

**Section:** Section 5
**Size:** 1735

**Inspection Date:** 06/18/2025
**Inspector:** Jordan Koch

Concrete Decking

EPDM Single Ply Membrane

**MO006 - USARC**
**1306 Business Loop 70 W**
**Columbia, MO 65201**




## Observations

**Section:** Section 5
**Size:** 1735

**Inspection Date:** 06/18/2025
**Inspector:** Jordan Koch

Overview

Overview

**MO006 - USARC**
**1306 Business Loop 70 W**
**Columbia, MO 65201**

## Deficiencies

**Section:** Section 5
**Size:** 1735

**Inspection Date:** 06/18/2025
**Inspector:** Jordan Koch

1

**Drainage - No Dedicated Secondary Overflow (Remedial)**
Quantity: 3 EA
**Deficiency:**
No emergency overflow drainage is present. In the event of the primary drainage becoming blocked, water will collect on the roof and add unnecessary weight to the structure.
**Corrective Action:**
Install emergency overflow provisions per industry standards and to meet all applicable codes.

2

**General - Previous Repair (Remedial)**
Quantity: 75 LF
**Deficiency:**
Repairs observed to existing roof system.
**Corrective Action:**
The low slope roof system is nearing the end of its life cycle and should be budgeted for replacement.

**MO006 - USARC**
**1306 Business Loop 70 W**
**Columbia, MO 65201**

## Deficiencies (continued)

**Section:** Section 5
**Size:** 1735

**Inspection Date:** 06/18/2025
**Inspector:** Jordan Koch

3

**Single Ply - EPDM- Shrinkage (Remedial)**
Quantity: 55 %
**Deficiency:**
Shrinkage was observed in field ply. Shrinkage of membrane develops over time. the usual cause is age and UV exposure. This normally a sign that membrane is nearing the end of its life cycle.
**Corrective Action:**
Monitor shrinkage and if it worsens or begins to cause seam failure it would then be necessary to install new roof system.

4

**Drainage - Other- Undefined (Remedial)**
Quantity: 75 LF
**Deficiency:**
No cricket/saddles present to direct water toward drains.
**Corrective Action:**
Install crickets to direct water into the drains during re-installation.

**MO006 - USARC**
**1306 Business Loop 70 W**
**Columbia, MO 65201**

## Deficiencies (continued)

**Section:** Section 5
**Size:** 1735

**Inspection Date:** 06/18/2025
**Inspector:** Jordan Koch

5

**Rooftop Equipment - Damaged Rooftop Equipment (Remedial)**
Quantity: 1 EA
**Deficiency:**
Non functioning rooftop equipment, damaged rooftop equipment and abandoned rooftop equipment fall into this category.
**Corrective Action:**
Repair rooftop equipment to restore it to its original, functioning conditions. Abandoned rooftop equipment should be removed from roof.

**MO006 - USARC**
**1306 Business Loop 70 W**
**Columbia, MO 65201**




## Summary

**Section:** Section 5
**Size:** 1735

**Inspection Date:** 06/18/2025
**Inspector:** Jordan Koch

**Condition Summary**
Estimated Replacement: 2026

**Recommendations**
The observations and recommendations submitted for the subject roofs are based upon visual observations and recommendations that are based on the condition of the installed roof system and roof sheet metal flashings as they exist today.

The building was constructed in or around 1964. The roof is a fully adhered EPDM membrane over insulation on a metal deck. The current roof system is approximately 17 to 20  years old.

Associated sheet metal details were observed to be made from copper. Access to the roof area is provided by a roof hatch on Sector 5. No lightning protection was observed.

The overall condition of the fully adhered EPDM roof is poor and we recommend budgeting for replacement within 1 year.

Estimated Replacement Costs: [redacted]

**MO006 - USARC**
**1306 Business Loop 70 W**
**Columbia, MO 65201**




## Summary

**Section:** Section 5
**Size:** 1735

**Inspection Date:** 06/18/2025
**Inspector:** Jordan Koch

### 5 - Section 5 (1,735 Sq Ft )

| Deficiency | Qty | Replacement |
|---|---|---|
| No Dedicated Secondary Overflo... | 3 EA | |
| Previous Repair | 75 LF | |
| EPDM- Shrinkage | 55% | |
| Other- Undefined | 75 LF | |
| Damaged Rooftop Equipment | 1 EA | |
| Full Replacement | 1,735 Sq Ft | [redacted] |
| Total | | |

**MO006 - USARC**
**1306 Business Loop 70 W**
**Columbia, MO 65201**

## Composition

**Section:** Section 6
**Size:** 1373

**Inspection Date:** 06/18/2025
**Inspector:** Jordan Koch

Metal Decking

EPDM Single Ply Membrane

**MO006 - USARC**
**1306 Business Loop 70 W**
**Columbia, MO 65201**

## Observations

**Section:** Section 6
**Size:** 1373

**Inspection Date:** 06/18/2025
**Inspector:** Jordan Koch

Overview

Overview

Overview

Overview

**MO006 - USARC**
**1306 Business Loop 70 W**
**Columbia, MO 65201**

## Deficiencies

**Section:** Section 6
**Size:** 1373

**Inspection Date:** 06/18/2025
**Inspector:** Jordan Koch

1

**Rooftop Equipment - Improper Attachment (Remedial)**
Quantity: 1 EA
**Deficiency:**
Split unit was attached to top of equipment curb using fastener with no seal. This could allow water intrusion into curb.
**Corrective Action:**
This would be addressed during reroof project.

2

**Roofing - Lack of Cricket at Curb (Remedial)**
Quantity: 1 EA
**Deficiency:**
Curb was observed with no cricket installed above it to allow water diversion.
**Corrective Action:**
Crickets are normally required for curbs over 16" wide. Crickets should be installed to create positive slope at curb for drainage. This would be corrected during reroof project.

**MO006 - USARC**
**1306 Business Loop 70 W**
**Columbia, MO 65201**

## Deficiencies (continued)

**Section:** Section 6
**Size:** 1373

**Inspection Date:** 06/18/2025
**Inspector:** Jordan Koch

3

**Single Ply - Ponding Water (Remedial)**
Quantity: 20 Sq Ft
**Deficiency:**
A ponding water condition is typically due to a flaw in the original drainage design/installation, or the underlying insulation has collapsed due to age or weight and created a low lying area on the roof which is now holding water.
**Corrective Action:**
A ponding water condition is best corrected during a re-roof project.

4

**Roofing - Previous Repair-( For Information Only) (Remedial)**
Quantity: 1 EA
**Deficiency:**
Area of repair to existing roof was noted.
**Corrective Action:**
This information was added to report for information only.

**MO006 - USARC**
**1306 Business Loop 70 W**
**Columbia, MO 65201**

## Summary

**Section:** Section 6
**Size:** 1373

**Inspection Date:** 06/18/2025
**Inspector:** Jordan Koch

**Condition Summary**
Estimated Replacement: 2026

**Recommendations**
The observations and recommendations submitted for the subject roofs are based upon visual observations and recommendations that are based on the condition of the installed roof system and roof sheet metal flashings as they exist today.

The building was constructed in or around 1964. The roof is a fully adhered EPDM membrane over insulation on a metal deck. The current roof system is approximately 17 to 20  years old.

Associated sheet metal details were observed to be made from copper. Access to the roof area is provided by a roof hatch on Sector 5. No lightning protection was observed.

The overall condition of the fully adhered EPDM roof is poor and we recommend budgeting for replacement within 1 year.

[redacted]

**MO006 - USARC**
**1306 Business Loop 70 W**
**Columbia, MO 65201**

## Summary

**Section:** Section 6
**Size:** 1373

**Inspection Date:** 06/18/2025
**Inspector:** Jordan Koch

### 6 - Section 6 (1,373 Sq Ft )

| Deficiency | Qty | Replacement |
|---|---|---|
| Improper Attachment | 1 EA | |
| Lack of Cricket at Curb | 1 EA | |
| Ponding Water | 20 Sq Ft | |
| Previous Repair-( For Informat... | 1 EA | |
| Full Replacement | 1,373 Sq Ft | [redacted] |
| Total | | |

**MO006 - USARC**
**1306 Business Loop 70 W**
**Columbia, MO 65201**




## Composition

**Section:** Section 7
**Size:** 229

**Inspection Date:** 06/18/2025
**Inspector:** Jordan Koch

Berridge T-Panel Metal Roof
Metal Deck

**MO006 - USARC**
**1306 Business Loop 70 W**
**Columbia, MO 65201**




## Observations

**Section:** Section 7
**Size:** 229

**Inspection Date:** 06/18/2025
**Inspector:** Jordan Koch

Overview

Overview

**MO006 - USARC**
**1306 Business Loop 70 W**
**Columbia, MO 65201**

## Deficiencies

**Section:** Section 7
**Size:** 229

**Inspection Date:** 06/18/2025
**Inspector:** Jordan Koch

1

**Metal Roof Systems - Algae (Remedial)**
Quantity: 100 Sq Ft
**Deficiency:**
Algae is present on roof panel and/or coating surface. This makes roof area a slip /fall hazard. This could is due to location and lack of sun.
**Corrective Action:**
These areas should be cleaned periodically to prevent build up. This should be a part of a routine maintenance schedule.

**MO006 - USARC**
**1306 Business Loop 70 W**
**Columbia, MO 65201**




## Summary

**Section:** Section 7
**Size:** 229

**Inspection Date:** 06/18/2025
**Inspector:** Jordan Koch

**Condition Summary**
Estimated Replacement: 2035

**Recommendations**
The observations and recommendations submitted for the subject roofs are based upon visual observations and recommendations that are based on the condition of the installed roof system and roof sheet metal flashings as they exist today.

The building was constructed in or around 1964. The roof is a Berridge T-Panel Metal Roof over insulation on a metal deck. The current roof system is approximately 17 to 20 years old.

Associated sheet metal details were observed to be made from copper. Access to the roof area is provided by a portable ladder from the ground. No lightning protection was observed.

Berridge T-Panel metal roof is in fair condition, and it is recommended that the deficiencies in this report be repaired to extend serviceable life of system.

**MO006 - USARC**
**1306 Business Loop 70 W**
**Columbia, MO 65201**




## Summary

**Section:** Section 7
**Size:** 229

**Inspection Date:** 06/18/2025
**Inspector:** Jordan Koch

### 7 - Section 7 (229 Sq Ft )

| Deficiency | Qty |
|---|---|
| Algae | 100 Sq Ft |
| Total | |

**MO006 - USARC**
**1306 Business Loop 70 W**
**Columbia, MO 65201**

## Composition

**Section:** Section 8
**Size:** 717

**Inspection Date:** 06/18/2025
**Inspector:** Jordan Koch



Metal Decking

EPDM Single Ply Membrane

**MO006 - USARC**
**1306 Business Loop 70 W**
**Columbia, MO 65201**

## Observations

**Section:** Section 8
**Size:** 717

**Inspection Date:** 06/18/2025
**Inspector:** Jordan Koch

Overview

Overview

Overview

Overview

**MO006 - USARC**
**1306 Business Loop 70 W**
**Columbia, MO 65201**

## Observations (continued)

**Section:** Section 8
**Size:** 717

**Inspection Date:** 06/18/2025
**Inspector:** Jordan Koch



Partial Electrical Room

**MO006 - USARC**
**1306 Business Loop 70 W**
**Columbia, MO 65201**

## Deficiencies

**Section:** Section 8
**Size:** 717

**Inspection Date:** 06/18/2025
**Inspector:** Jordan Koch

1

**Single Ply - Debris (Remedial)**
Quantity: 1 EA
**Deficiency:**
Collection of trash, dirt, or other debris on roof was observed. This may cause lack of proper drainage and/or deterioration issues.
**Corrective Action:**
Roof should be inspected for debris and cleaned regularly.

2

**Rooftop Equipment - Damaged Rooftop Equipment (Remedial)**
Quantity: 1 EA
**Deficiency:**
Non functioning rooftop equipment, damaged rooftop equipment, and abandoned rooftop equipment fall into this category.
**Corrective Action:**
Repair rooftop equipment to restore it to its original, functioning conditions. Abandoned rooftop equipment should be removed from roof.

**MO006 - USARC**
**1306 Business Loop 70 W**
**Columbia, MO 65201**

## Deficiencies (continued)

**Section:** Section 8
**Size:** 717

**Inspection Date:** 06/18/2025
**Inspector:** Jordan Koch

3

**Drainage - No Dedicated Secondary Overflow (Remedial)**
Quantity: 1 EA
**Deficiency:**
No emergency overflow drainage is present. In the event of the primary drainage becoming blocked, water will collect on the roof and add unnecessary weight to the structure.
**Corrective Action:**
Install emergency overflow provisions per industry standards and to meet all applicable codes.

4

**Roofing - Previous Repair-( For Information Only) (Remedial)**
Quantity: 15 Sq Ft
**Deficiency:**
Area of repair to existing roof was noted.
**Corrective Action:**
This information was added to report for information only. These areas should be monitored along with rest of roof sector.

**MO006 - USARC**
**1306 Business Loop 70 W**
**Columbia, MO 65201**

## Summary

**Section:** Section 8
**Size:** 717

**Inspection Date:** 06/18/2025
**Inspector:** Jordan Koch

**Condition Summary**
Estimated Replacement: 2026

**Recommendations**
The observations and recommendations submitted for the subject roofs are based upon visual observations and recommendations that are based on the condition of the installed roof system and roof sheet metal flashings as they exist today.

The building was constructed in or around 1964. The roof is a fully adhered EPDM membrane over insulation on a metal deck. The current roof system is approximately 17 to 20  years old.

Associated sheet metal details were observed to be made from copper. Access to the roof area is provided by a roof hatch on Sector 5. No lightning protection was observed.

The overall condition of the fully adhered EPDM roof is poor and we recommend budgeting for replacement within 1 year.

[redacted]

**MO006 - USARC**
**1306 Business Loop 70 W**
**Columbia, MO 65201**

## Summary

**Section:** Section 8
**Size:** 717

**Inspection Date:** 06/18/2025
**Inspector:** Jordan Koch

### 8 - Section 8 (717 Sq Ft )

| Deficiency | Qty | Replacement |
|---|---|---|
| Debris | 1 EA | |
| Damaged Rooftop Equipment | 1 EA | |
| No Dedicated Secondary Overflo... | 1 EA | |
| Previous Repair-( For Informat... | 15 Sq Ft | |
| Full Replacement | 717 Sq Ft | [redacted] |
| Total | | |

**MO006 - USARC**
**1306 Business Loop 70 W**
**Columbia, MO 65201**

Budget Matrix
MO006 - USARC
Columbia, MO
21951Sq Ft

**Replacement**

## 1 - Section 1 (6,998 Sq Ft)
## Projected Replacement: 2026

| Deficiency | Qty |
|---|---|
| Open Seam/ Lap-EPDM | 90 EA |
| Fungus/ Algae Growth | 1 Sq Ft |
| Ponding Water | 100 Sq Ft |
| Damaged Edge Metal | 30 LF |
| Lack of Cricket at Curb | 5 EA |
| Rusting Pipe Penetrations | 4 EA |
| Unsecured Pipe Penetration | 1 EA |
| Full Replacement | 6,998 Sq Ft |
| Total | [redacted] |

## 2 - Section 2 (5,296 Sq Ft)
## Projected Replacement: 2026

| Deficiency | Qty |
|---|---|
| Previous Repair | 30 LF |
| EPDM- Shrinkage | 15 EA |
| Full Replacement | 5,296 Sq Ft |
| Total | [redacted] |

## 3 - Section 3 (3,788 Sq Ft)
## Projected Replacement: 2026

| Deficiency | Qty |
|---|---|
| Open Seam/ Lap-EPDM | 1 EA |
| Ponding Water | 100 Sq Ft |
| Previous Repair-( For Informat... | 1 EA |
| EPDM- Shrinkage | 1 EA |
| Full Replacement | 3,788 Sq Ft |
| Total | [redacted] |

## 4 - Section 4 (1,815 Sq Ft)
## Projected Replacement: 2026

| Deficiency | Qty |
|---|---|
| Debris in Gutter | 1 EA |

| | |
|---|---|
| Previous Repair-( For Informat... | 1 EA |
| Open Seam/ Lap-EPDM | 10 EA |
| Membrane not adhered | 1 EA |
| Ponding Water | 100 Sq Ft |
| Full Replacement | 1,815 Sq Ft |
| Total | [redacted] |

### 5 - Section 5 (1,735 Sq Ft)

### Projected Replacement: 2026

| Deficiency | Qty |
|---|---|
| No Dedicated Secondary Overflo... | 3 EA |
| Previous Repair | 75 LF |
| EPDM- Shrinkage | 100 EA |
| Other- Undefined | 75 LF |
| Damaged Rooftop Equipment | 1 EA |
| Full Replacement | 1,735 Sq Ft |
| Total | [redacted] |

### 6 - Section 6 (1,373 Sq Ft)

### Projected Replacement: 2026

| Deficiency | Qty |
|---|---|
| Improper Attachment | 1 EA |
| Lack of Cricket at Curb | 1 EA |
| Ponding Water | 20 Sq Ft |
| Previous Repair-( For Informat... | 1 EA |
| Full Replacement | 1,373 Sq Ft |
| Total | [redacted] |

### 7 - Section 7 (229 Sq Ft)

### Projected Replacement: 2035

| Deficiency | Qty |
|---|---|
| Algae | 100 Sq Ft |
| Total | |

### 8 - Section 8 (717 Sq Ft)

### Projected Replacement: 2026

| Deficiency | Qty |
|---|---|
| Debris | 1 EA |
| Damaged Rooftop Equipment | 1 EA |
| No Dedicated Secondary Overflo... | 1 EA |
| Previous Repair-( For Informat... | 15 Sq Ft |
| Full Replacement | 717 Sq Ft |
| Total | [redacted] |

| | Replacement |
|---|---|
| **Budget Totals** | [redacted] |

**MO006 - Warehouse**
**1306 Business Loop 70 W**
**Columbia, MO 65201**

## Site Overview

## Total Sections: 1
## Total Sq Ft: 2,607

| Map | Name | Sq Ft | Est Install |
|---|---|---|---|
| 1 | Section 1 | 2,607 | 2006 |

**MO006 - Warehouse**
**1306 Business Loop 70 W**
**Columbia, MO 65201**

## Composition

**Section:** Section 1
**Size:** 2607
**Inspection Date:** 06/18/2025
**Inspector:** Jordan Koch

Metal Decking



EPDM Single Ply Membrane

**MO006 - Warehouse**
**1306 Business Loop 70 W**
**Columbia, MO 65201**

## Observations

**Section:** Section 1
**Size:** 2607

**Inspection Date:** 06/18/2025
**Inspector:** Jordan Koch

Overview

Overview

Overview

Overview

**MO006 - Warehouse**
**1306 Business Loop 70 W**
**Columbia, MO 65201**

## Deficiencies

**Section:** Section 1
**Size:** 2607

**Inspection Date:** 06/18/2025
**Inspector:** Jordan Koch

1

**Single Ply - Membrane not adhered (Remedial)**
Quantity: 30%
**Deficiency:**
Membrane is not adhered to substrate.
**Corrective Action:**
Roof is at the end of its serviceable life and should be considered for replacement.

2

**Single Ply - Open Seam/ Lap-EPDM (Remedial)**
Quantity: 3 LF
**Deficiency:**
Open seams in the waterproofing membrane are typically caused by failing seam adhesives coupled with membrane shrinkage and stress on the seams.
**Corrective Action:**
Roof is at the end of its serviceable life and should be considered for replacement.

**MO006 - Warehouse**
**1306 Business Loop 70 W**
**Columbia, MO 65201**

## Deficiencies (continued)

**Section:** Section 1
**Size:** 2607

**Inspection Date:** 06/18/2025
**Inspector:** Jordan Koch

3



**Single Ply - Open Seam/ Lap-EPDM (Remedial)**
Quantity: 1 EA
**Deficiency:**
Open seams in the waterproofing membrane are typically caused by failing seam adhesives coupled with membrane shrinkage and stress on the seams.
**Corrective Action:**
Roof is at the end of its serviceable life and should be considered for replacement.

4

**Rooftop Equipment - Damaged Rooftop Equipment (Remedial)**
Quantity: 3 EA
**Deficiency:**
Non functioning rooftop equipment, damaged rooftop equipment and abandoned rooftop equipment fall into this category.
**Corrective Action:**
Repair rooftop equipment to restore it to its original, functioning conditions. Abandoned rooftop equipment should be removed from roof. This would be corrected during reroof project.

**MO006 - Warehouse**
**1306 Business Loop 70 W**
**Columbia, MO 65201**

## Deficiencies (continued)

**Section:** Section 1
**Size:** 2607

**Inspection Date:** 06/18/2025
**Inspector:** Jordan Koch

5

**General - Previous Repair (Remedial)**
Quantity: 1 EA
**Deficiency:**
Repairs observed to existing roof system.
**Corrective Action:**
The low slope roof system is nearing the end of its life cycle and should be budgeted for replacement.

6

**Single Ply - Tenting Fastener-SPM (Remedial)**
Quantity: 2 EA
**Deficiency:**
Mechanical fastener causing a tent like condition in the membrane and may puncture through the membrane. As the building moves and flexes the fasteners will loosen up and eventually back out completely resulting in water infiltration.
**Corrective Action:**
Roof is at the end of its serviceable life and should be considered for replacement.

**MO006 - Warehouse**
**1306 Business Loop 70 W**
**Columbia, MO 65201**

## Deficiencies (continued)

**Section:** Section 1
**Size:** 2607

**Inspection Date:** 06/18/2025
**Inspector:** Jordan Koch

7

**Roofing - Lack of Cricket at Curb (Remedial)**
Quantity: 1 EA
**Deficiency:**
Curb was observed with no cricket installed above it to allow water diversion.
**Corrective Action:**
Crickets are normally required for curbs over 16" wide. Crickets should be installed to create positive slope at curb for drainage. This would be addressed during reroof project.

8

**Single Ply - Open Seam/ Lap-EPDM (Remedial)**
Quantity: 1 LF
**Deficiency:**
Open seams in the waterproofing membrane are typically caused by failing seam adhesives coupled with membrane shrinkage and stress on the seams.
**Corrective Action:**
Roof is at the end of its serviceable life and should be considered for replacement.

**MO006 - Warehouse**
**1306 Business Loop 70 W**
**Columbia, MO 65201**

## Deficiencies (continued)

**Section:** Section 1
**Size:** 2607

**Inspection Date:** 06/18/2025
**Inspector:** Jordan Koch

9

**Single Ply - Tenting Fastener-SPM (Remedial)**
Quantity: 1 EA
**Deficiency:**
Mechanical fastener causing a tent like condition in the membrane and may puncture through the membrane. As the building moves and flexes the fasteners will loosen up and eventually back out completely resulting in water infiltration.
**Corrective Action:**
Roof is at the end of its serviceable life and should be considered for replacement.

10

**Single Ply - Ponding Water (Remedial)**
Quantity: 50 Sq Ft
**Deficiency:**
A ponding water condition is typically due to a flaw in the original drainage design/installation, or the underlying insulation has collapsed due to age or weight and created a low lying area on the roof which is now holding water.
**Corrective Action:**
A ponding water condition is best corrected during a re-roof project.

**MO006 - Warehouse**
**1306 Business Loop 70 W**
**Columbia, MO 65201**

## Summary

**Section:** Section 1
**Size:** 2607

**Inspection Date:** 06/18/2025
**Inspector:** Jordan Koch

**Condition Summary**
Estimated Replacement: 2026

**Recommendations**
The observations and recommendations submitted for the subject roofs are based upon visual observations and recommendations that are based on the condition of the installed roof system and roof sheet metal flashings as they exist today.

The building was constructed in or around 1964. The roof is a fully adhered EPDM membrane over insulation on a metal deck. The current roof system is approximately 17 to 20 years old.

Associated sheet metal details were observed to be made from copper. Access to the roof area is provided by a portable ladder from the ground. No lightning protection was observed.

The overall condition of the fully adhered EPDM roof is poor and we recommend budgeting for replacement within 1 year.

Sealants are in fair condition and should be monitored.

[redacted]

**MO006 - Warehouse**
**1306 Business Loop 70 W**
**Columbia, MO 65201**

## Summary

**Section:** Section 1
**Size:** 2607

**Inspection Date:** 06/18/2025
**Inspector:** Jordan Koch

### 1 - Section 1 (2,607 Sq Ft )

| Deficiency | Qty | Replacement |
|---|---|---|
| Membrane not adhered | 30% | |
| Open Seam/ Lap-EPDM | 3 LF | |
| Open Seam/ Lap-EPDM | 1 EA | |
| Damaged Rooftop Equipment | 3 EA | |
| Previous Repair | 1 EA | |
| Tenting Fastener-SPM | 2 EA | |
| Lack of Cricket at Curb | 1 EA | |
| Open Seam/ Lap-EPDM | 1 LF | |
| Tenting Fastener-SPM | 1 EA | |
| Ponding Water | 50 Sq Ft | |
| Full Replacement | 2,607 Sq Ft | [redacted] |
| Total | | |

**MO006 - Warehouse**
**1306 Business Loop 70 W**
**Columbia, MO 65201**

Budget Matrix
MO006 - Warehouse
Columbia, MO

**Replacement**

## 1 - Section 1 (2,607 Sq Ft)

## Projected Replacement: 2026

| Deficiency | Qty |
|---|---|
| Membrane not adhered | 30 % |
| Open Seam/ Lap-EPDM | 3 LF |
| Open Seam/ Lap-EPDM | 1 EA |
| Damaged Rooftop Equipment | 3 EA |
| Previous Repair | 1 EA |
| Tenting Fastener-SPM | 2 EA |
| Lack of Cricket at Curb | 1 EA |
| Open Seam/ Lap-EPDM | 1 LF |
| Tenting Fastener-SPM | 1 EA |
| Ponding Water | 50 Sq Ft |
| Full Replacement | 2,607 Sq Ft |
| Total | [redacted] |

**Budget Totals**