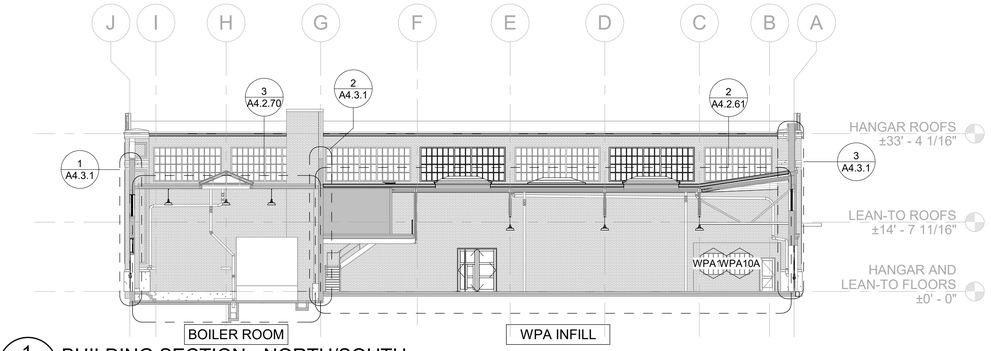

1 A3.0 BUILDING SECTION - NORTH/SOUTH
SCALE (A)

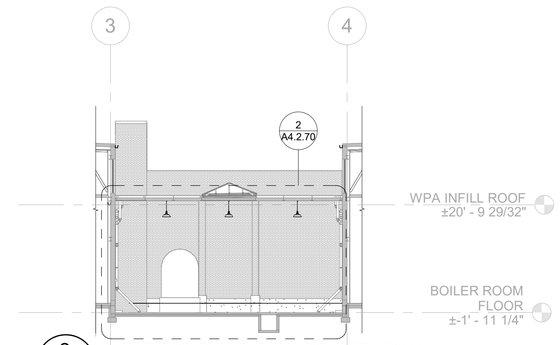

2 A3.0 BUILDING SECTION - BOILER ROOM
SCALE (A)

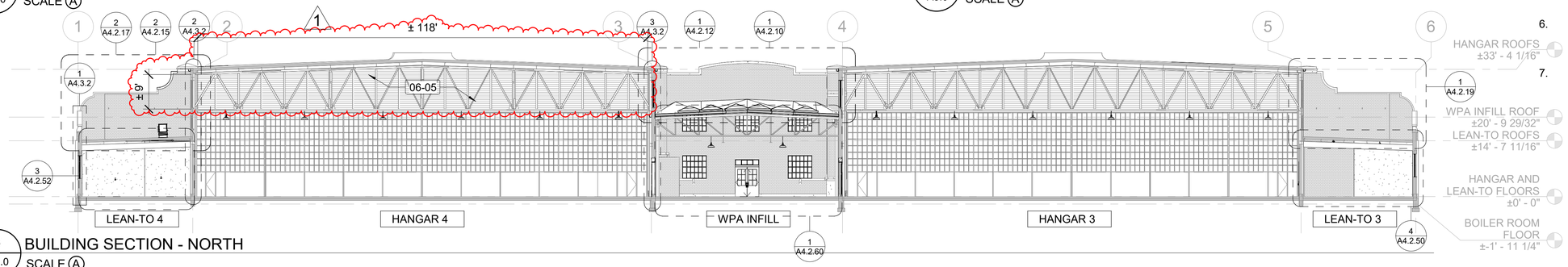

3 A3.0 BUILDING SECTION - NORTH
SCALE (A)

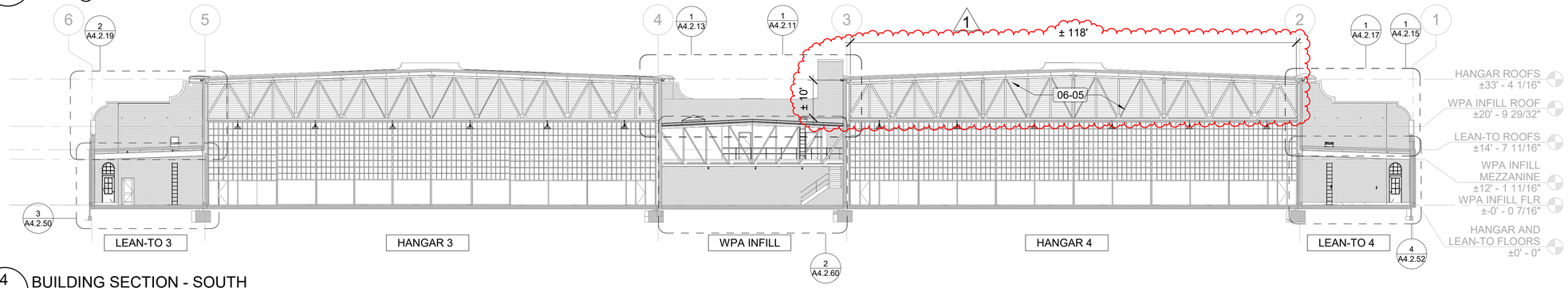

4 A3.0 BUILDING SECTION - SOUTH
SCALE (A)

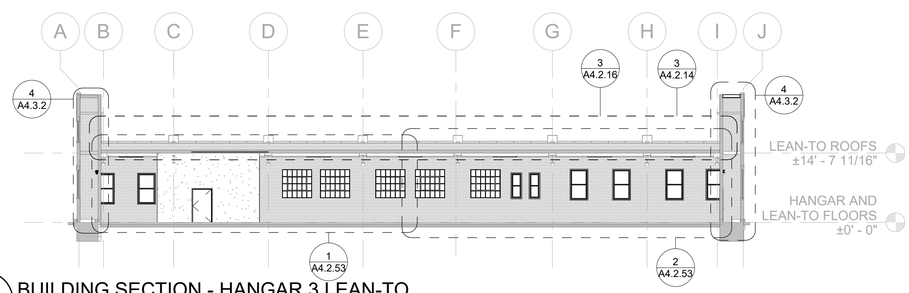

5 A3.0 BUILDING SECTION - HANGAR 3 LEAN-TO
SCALE (A)

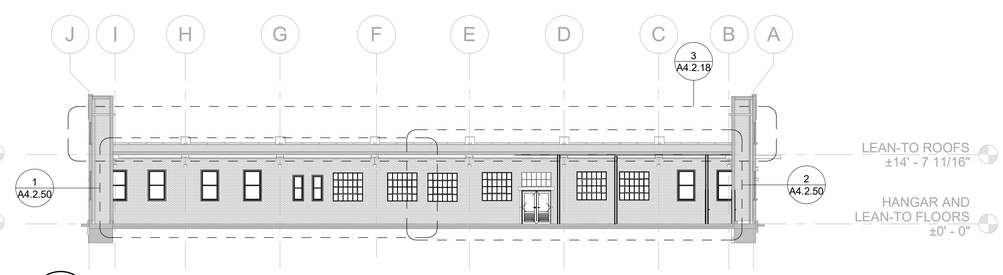

6 A3.0 BUILDING SECTION - HANGAR 4 LEAN-TO
SCALE (A)

SHEET NOTES

1. ALL SURVEY WAS DONE VISUALLY FROM THE GROUND AT A SINGLE POINT IN TIME. SOME ADDITIONAL REPAIR WORK MAY BE REQUIRED IN ADDITION TO THE WORK INDICATED ON THE DRAWINGS.
2. MASONRY REPAIR WORK IS SHOWN BY SHADING, HATCH, BOLD LINES, AND/OR NOTES.
3. ALL AREAS NOT CALLED OUT ARE EXISTING TO REMAIN AND SHALL BE PROTECTED FROM DAMAGE DURING CONSTRUCTION.
4. NEW BRICK, CAST STONE MASONRY AND MORTAR SHALL MATCH ORIGINAL BRICK AND CAST STONE IN COLOR, TEXTURE, SIZE, MAKEUP AND PROFILE.
5. IN ADDITION TO SPOT CLEANING INDICATED ON DRAWINGS, PERFORM A GENERAL CLEANING OF 100% OF THE EXTERIOR MASONRY.
6. CAREFULLY REMOVE ALL EXISTING VEGETATION ON AND ADJACENT TO EXTERIOR WALLS. AVOID DAMAGING EXISTING MASONRY.
7. REFER TO TYPICAL MASONRY, CAST STONE AND CONCRETE REPAIR DETAIL SHEETS.

KEYNOTES	
KEY VALUE	TEXT
06-05	ABATE LEAD PAINT LOCATED ON THE INTERIOR FACE OF THE FRIEZE WOOD PLANKING.

1

SCALE (A) 16 8 0 16 32
SCALE OF FEET

DESIGNED: CT	SUB SHEET NO. A3.0	TITLE OF SHEET BUILDING SECTIONS	DRAWING NO. 646 190066
DRAWN: SW			PMIS/PKG NO. GATE 308504
TECH. REVIEW: AK			SHEET 40 OF 153
DATE: 10/17/2025		GATEWAY NATIONAL RECREATION AREA	

Autodesk Docs://GATE Floyd Bennett Field/GATE_Floyd Bennett Field_R26.rvt
6/17/2026 1:43:56 PM