[redacted]

1. Product Data
   [redacted] B1 Plumbing Gravity Shop Drawings

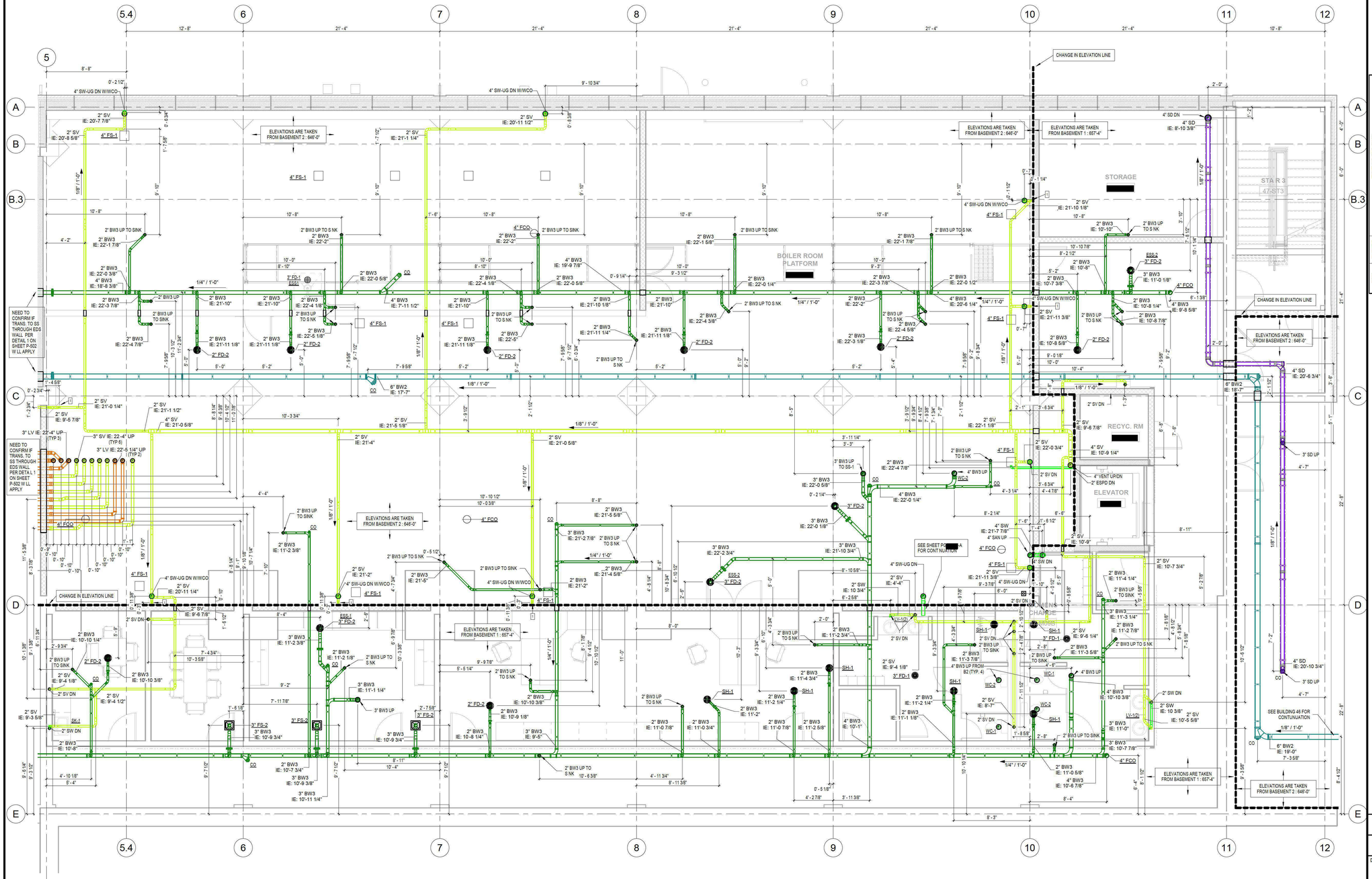

1 BASEMENT B1 - PLUMBING GRAVITY - AREA A
1/4" = 1'-0"

KEY NOTES

1. OFFSET VENT AND STRUT TO WALL

GENERAL NOTES

1. ALL BIO WASTE P TRAPS SERVING FLOOR DRAINS AND FLOORS S NKS TO BE CONSTRUCTED OF STAINLESS STEEL 316 WITH M N MUM 5" DEEP SEAL PER DETAIL 3 ON SHEET P-502.
2. ALL P PING PENETRATING INTO EDS ROOM TO BE STAINLESS OR POLYPROPYLENE.

HARRIS

SEPRL IMPROVEMENT

ATHENS, GEORGIA

NO	DATE	DESCRIPTION
1	03/08/19	ISSUED FOR APPROVAL

ABBREVIATIONS

AFF	ABOVE FINISH FLOOR
AP	ACCESS PANEL
BOP	BOTTOM OF PIPE
CL	CENTERLINE
COTG	CLEANOUT TO GRADE
DN	DOWN
DRN	DRAIN
FCO	FLOOR CLEANOUT
FD	FLOOR DRAIN
FS	FLOOR SINK
IE	INVERT ELEVATION
POC	POINT OF CONNECTION
SLV	SLEEVE
TOS	TOP OF SUPPORT
WCO	WALL CLEANOUT
WHA	WATER HAMMER ARRESTOR

SYSTEMS

CD	CONDENSATE DRAIN
CHWR	CHILLED WATER RETURN
CHWS	CHILLED WATER SUPPLY
CWR	CONDENSER WATER RETURN
CWS	CONDENSER WATER SUPPLY
DCW	DOMESTIC COLD WATER
DHW	DOMESTIC HOT WATE
GW	GREASE WASTE
HHWR	HEATING HOT RETURN
HHWS	HEATING HOT SUPPLY
HWR	HOT WATER RETURN
IRR	IRRIGATION WATER
LPG	LIQUID PROPANE
NPW	NON-POTABLE WATER
OST	OVERFLOW STORM
RFL	REFRIGERANT LIQUID
RFG	REFRIGERANT GAS
SAN	SANITARY SEWER
SNG	SYNTHETIC NAT GAS
SPD	SUMP DISCHARGE
ST	STORM
TPL	TRAP PRIMER LINE
VT	VENT

SYMBOLS

XX XX EQUIPMENT TAG

XX XX RISER TAG

POC/ELEV DESIGNATION

KEYPLAN

[redacted]

COMMON SCALES

1/2" = 1'-0" (0, 1, 2, 4)

1/4" = 1'-0" (0, 2, 4, 8)

1/8" = 1'-0" (0, 4, 8, 16)

DRAWING TITLE

BASEMENT B1 PLUMBING GRAVITY PLAN - AREA A

PROJECT NO **84215**

DRAWING NO [redacted]

DATE **3/6/2019 3:17:32 PM**

REVISION **1**

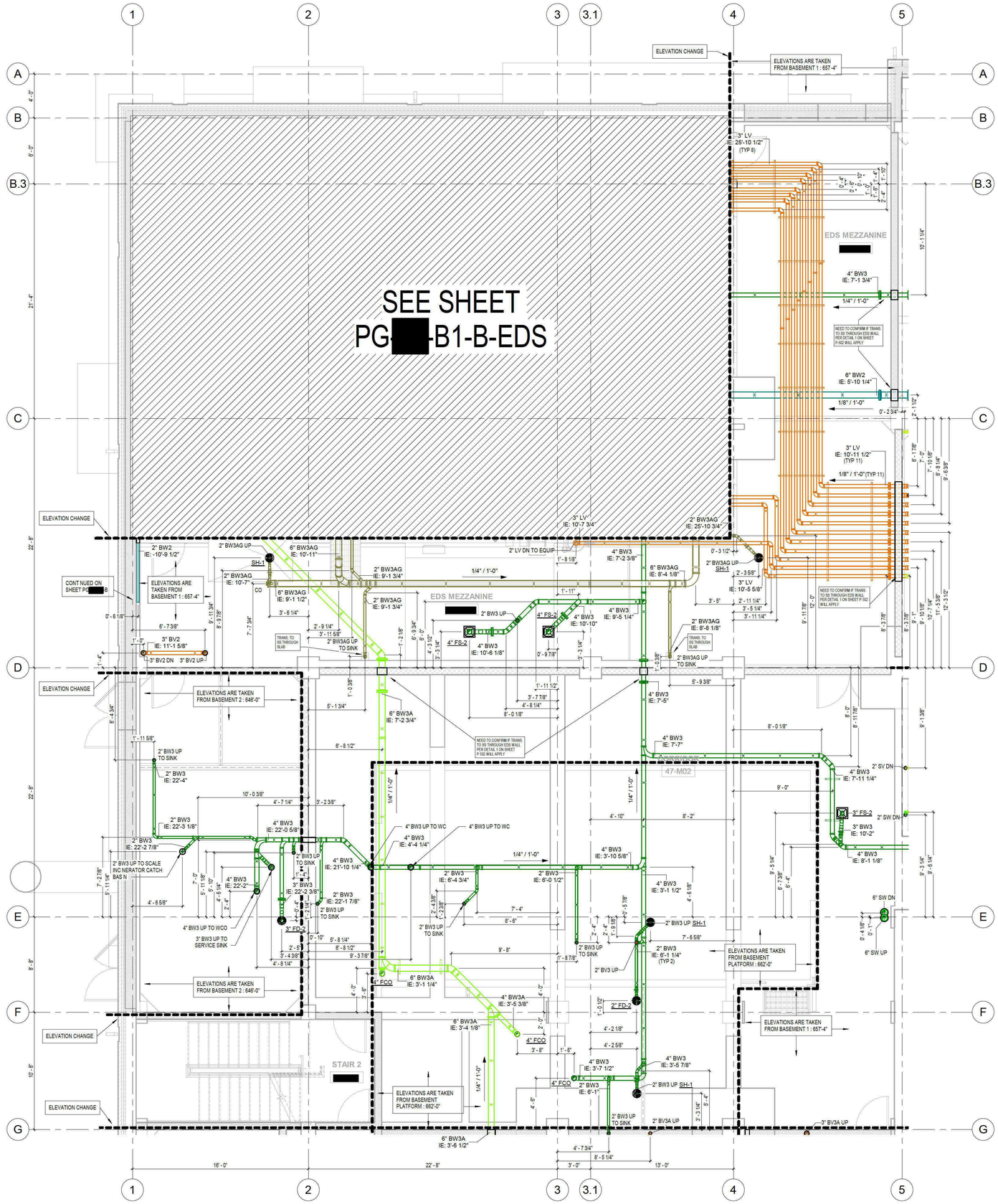

① BASEMENT B1 - PLUMBING GRAVITY - AREA B
1/4" = 1'-0"

GENERAL NOTES

1. ALL BIO WASTE P TRAPS SERVING FLOOR DRA NS AND FLOORS SINKS TO BE CONSTRUCTED OF STA NLESS STEEL 316 WITH MINIMUM 5" DEEP SEAL PER DETAIL 3 ON SHEET P-502.
2. ALL PIP NG PENETRATING INTO EDS ROOM TO BE STA NLESS OR POLYPROPYLENE.

HARRIS

SEPRL IMPROVEMENT

ATHENS, GEORGIA

NO	DATE	DESCRIPTION
1	03/06/19	ISSUED FOR APPROVAL

ABBREVIATIONS

AFF	ABOVE FINISH FLOOR
AP	ACCESS PANEL
BOP	BOTTOM OF PIPE
CL	CENTERLINE
COTG	CLEANOUT TO GRADE
DN	DOWN
DRN	DRAIN
FCO	FLOOR CLEANOUT
FD	FLOOR DRAIN
FS	FLOOR SINK
IE	INVERT ELEVATION
POC	POINT OF CONNECTION
SLV	SLEEVE
TOS	TOP OF SUPPORT
WCO	WALL CLEANOUT
WHA	WATER HAMMER ARRESTOR

SYSTEMS

CD	CONDENSATE DRAIN
CHWR	CHILLED WATER RETURN
CHWS	CHILLED WATER SUPPLY
CWR	CONDENSER WATER RETURN
CWS	CONDENSER WATER SUPPLY
DCW	DOMESTIC COLD WATER
DHW	DOMESTIC HOT WATE
GW	GREASE WASTE
HHWR	HEATING HOT RETURN
HHWS	HEATING HOT SUPPLY
HWR	HOT WATER RETURN
IRR	IRRIGATION WATER
LPG	LIQUID PROPANE
NPW	NON-POTABLE WATER
OST	OVERFLOW STORM
RFL	REFRIGERANT LIQUID
RFG	REFRIGERANT GAS
SAN	SANITARY SEWER
SNG	SYNTHETIC NAT GAS
SPD	SUMP DISCHARGE
ST	STORM
TPL	TRAP PRIMER LINE
VT	VENT

SYMBOLS

XX / XX — EQUIPMENT TAG

XX / XX — RISER TAG

POC/ELEV DESIGNATION

KEYPLAN

[redacted]

COMMON SCALES

1/2" = 1'-0" (0, 1, 2, 4)

1/4" = 1'-0" (0, 2, 4, 8)

1/8" = 1'-0" (0, 4, 8, 16)

DRAWING TITLE

BASEMENT B1 PLUMBING GRAVITY PLAN - AREA B

PROJECT NO **84215**

DRAWING NO [redacted]

DATE **3/6/2019 3:28:56 PM**

REVISION **1**

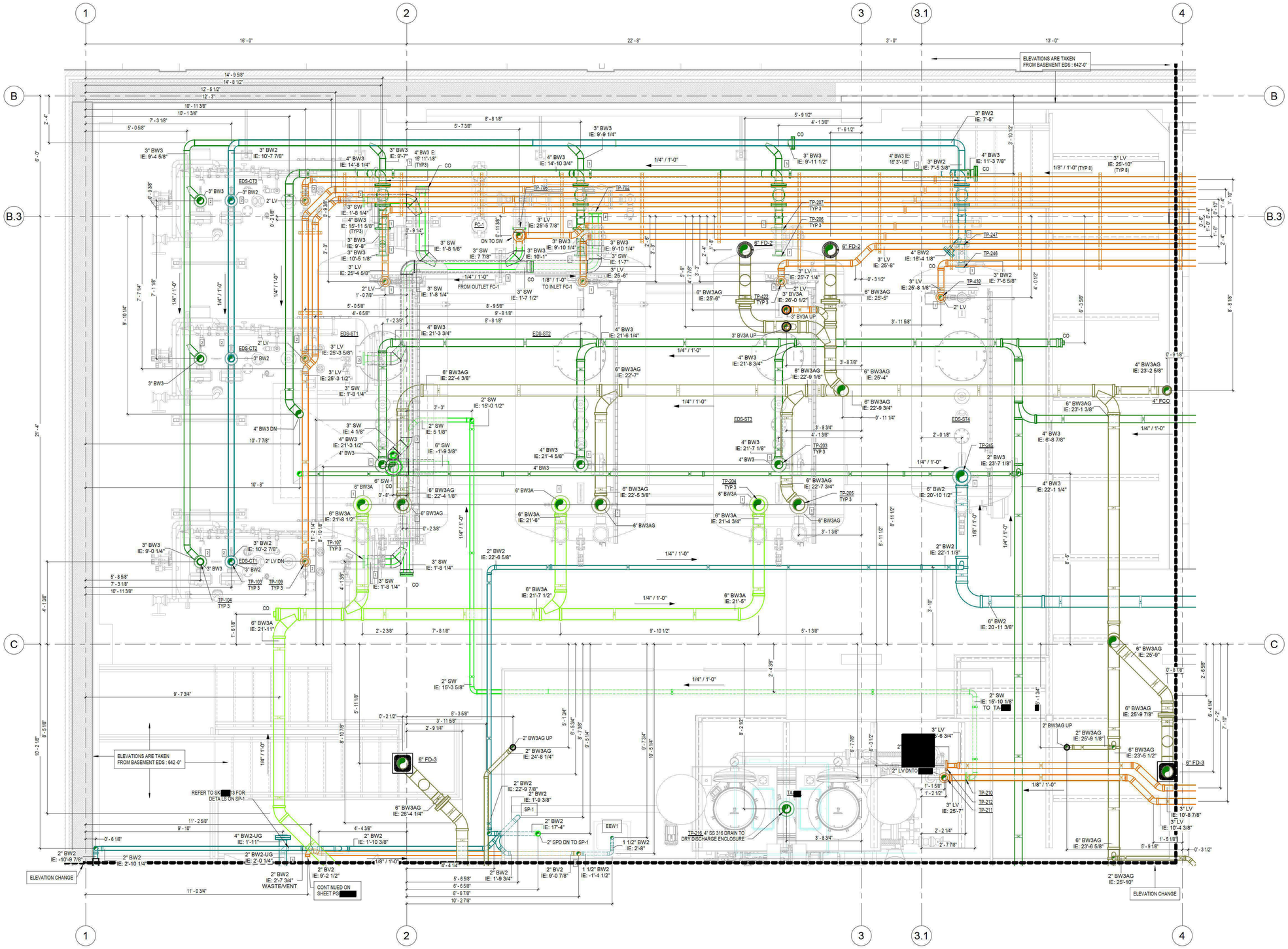

1 BASEMENT B1 - PLUMBING GRAVITY - AREA B - EDS RM
1/2" = 1'-0"

KEY NOTES

1. DOWN TO COLLECTION TANK
2. DOWN TO COOK TANK
3. STACK PLUMB NG
4. COOLER/FEATHER CATCHER

GENERAL NOTES

1. ALL BIO WASTE P TRAPS SERV NG FLOOR DRAINS AND FLOORS S NKS TO BE CONSTRUCTED OF STAINLESS STEEL 316 WITH M N MUM 5" DEEP SEAL PER DETAIL 3 ON SHEET P-502.
2. ALL P PING PENETRATING NTO EDS ROOM TO BE STAINLESS STEEL OR POLYPROPYLENE.
3. TP STANDS FOR CONNECTION POINT NUMBERS ON EDS EQU PMENT. REFER TO PRI SHOP DRAW NGS FOR DETA LS.
4. 10-0" OF STAINLESS STEEL 316 PIPING FROM COOK TANK VENT OUTLET. TRANSITION BACK TO POLYPROPYLENE.

HARRIS

SEPRL IMPROVEMENT

ATHENS, GEORGIA

NO	DATE	DESCRIPTION
1	03/06/19	ISSUED FOR APPROVAL

ABBREVIATIONS

AFF	ABOVE FINISH FLOOR
AP	ACCESS PANEL
BOP	BOTTOM OF PIPE
CL	CENTERLINE
COTG	CLEANOUT TO GRADE
DN	DOWN
DRN	DRAIN
FCO	FLOOR CLEANOUT
FD	FLOOR DRAIN
FS	FLOOR SINK
IE	INVERT ELEVATION
POC	POINT OF CONNECTION
SLV	SLEEVE
TOS	TOP OF SUPPORT
WCO	WALL CLEANOUT
WHA	WATER HAMMER ARRESTOR

SYSTEMS

CD	CONDENSATE DRAIN
CHWR	CHILLED WATER RETURN
CHWS	CHILLED WATER SUPPLY
CWR	CONDENSER WATER RETURN
CWS	CONDENSER WATER SUPPLY
DCW	DOMESTIC COLD WATER
DHW	DOMESTIC HOT WATE
GW	GREASE WASTE
HHWR	HEATING HOT RETURN
HHWS	HEATING HOT SUPPLY
HWR	HOT WATER RETURN
IRR	IRRIGATION WATER
LPG	LIQUID PROPANE
NPW	NON-POTABLE WATER
OST	OVERFLOW STORM
RFL	REFRIGERANT LIQUID
RFG	REFRIGERANT GAS
SAN	SANITARY SEWER
SNG	SYNTHETIC NAT GAS
SPD	SUMP DISCHARGE
ST	STORM
TPL	TRAP PRIMER LINE
VT	VENT

SYMBOLS

XX/XX EQUIPMENT TAG

XX/XX RISER TAG

POC/ELEV DESIGNATION

KEYPLAN

COMMON SCALES

1/2" = 1'-0" (0 1 2 4)

1/4" = 1'-0" (0 2 4 8)

1/8" = 1'-0" (0 4 8 16)

DRAWING TITLE

BASEMENT B1 PLUMBING GRAVITY PLAN - AREA B EDS

PROJECT NO **84215**

DRAWING NO [redacted]

DATE **3/6/2019 3:22:24 PM**

REVISION **1**

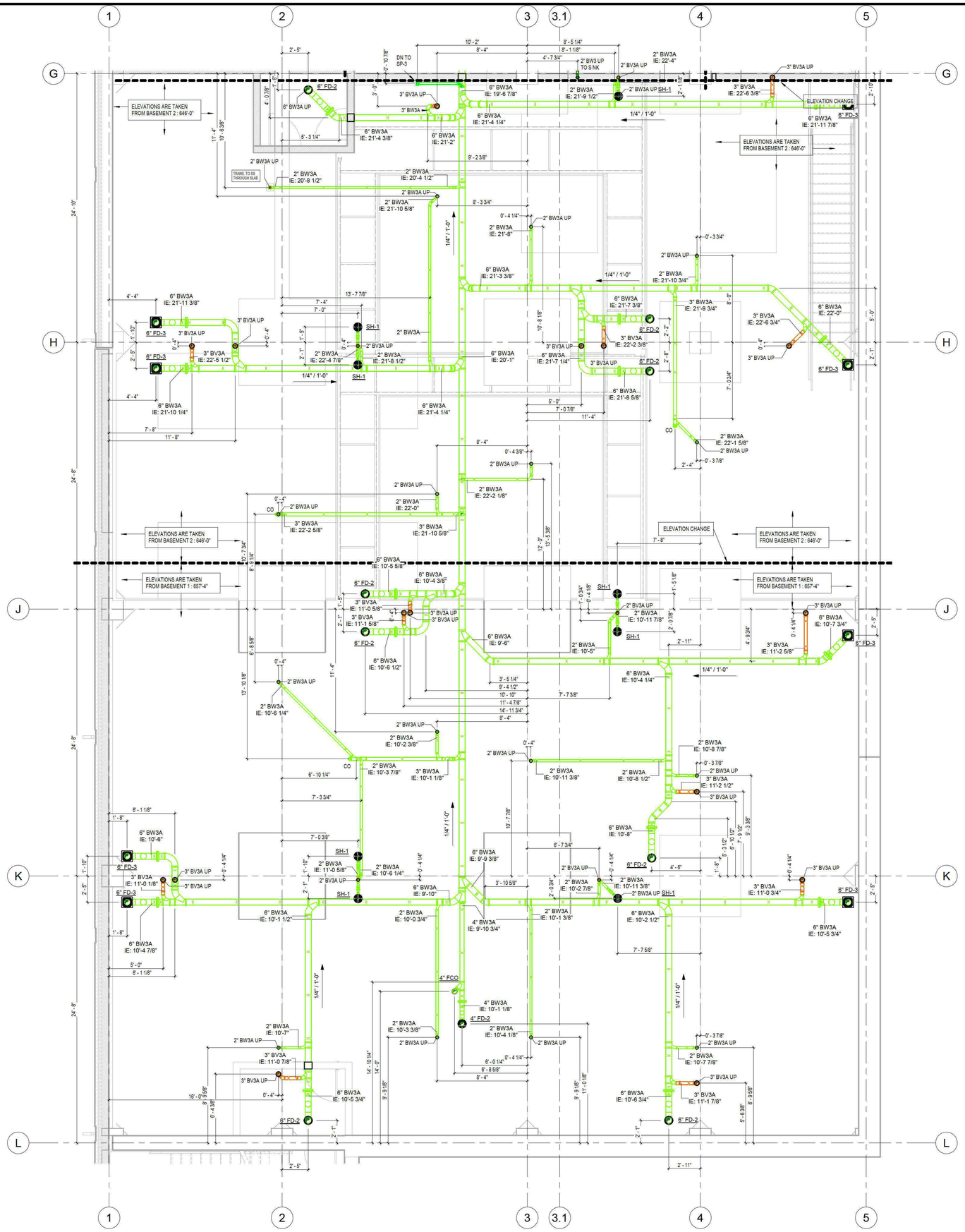

1 BASEMENT B1 - PLUMBING GRAVITY - AREA C
1/4" = 1'-0"

GENERAL NOTES

1. ALL BIO WASTE P TRAPS SERVING FLOOR DRA NS AND FLOORS SINKS TO BE CONSTRUCTED OF STA NLESS STEEL 316 WITH MINIMUM 5" DEEP SEAL PER DETAIL 3 ON SHEET P-502.
2. ALL PIP NG PENETRATING INTO EQS ROOM TO TRANSITION TO STA NLESS STEEL 316 THROUGH WALL PER DETA L 1 ON SHEET P-502.

HARRIS

SEPRL IMPROVEMENT

ATHENS, GEORGIA

NO	DATE	DESCRIPTION
1	03/08/19	ISSUED FOR APPROVAL

ABBREVIATIONS

AFF	ABOVE FINISH FLOOR
AP	ACCESS PANEL
BOP	BOTTOM OF PIPE
CL	CENTERLINE
COTG	CLEANOUT TO GRADE
DN	DOWN
DRN	DRAIN
FCO	FLOOR CLEANOUT
FD	FLOOR DRAIN
FS	FLOOR SINK
IE	INVERT ELEVATION
POC	POINT OF CONNECTION
SLV	SLEEVE
TOS	TOP OF SUPPORT
WCO	WALL CLEANOUT
WHA	WATER HAMMER ARRESTOR

SYSTEMS

CD	CONDENSATE DRAIN
CHWR	CHILLED WATER RETURN
CHWS	CHILLED WATER SUPPLY
CWR	CONDENSER WATER RETURN
CWS	CONDENSER WATER SUPPLY
DCW	DOMESTIC COLD WATER
DHW	DOMESTIC HOT WATE
GW	GREASE WASTE
HHWR	HEATING HOT RETURN
HHWS	HEATING HOT SUPPLY
HWR	HOT WATER RETURN
IRR	IRRIGATION WATER
LPG	LIQUID PROPANE
NPW	NON-POTABLE WATER
OST	OVERFLOW STORM
RFL	REFRIGERANT LIQUID
RFG	REFRIGERANT GAS
SAN	SANITARY SEWER
SNG	SYNTHETIC NAT GAS
SPD	SUMP DISCHARGE
ST	STORM
TPL	TRAP PRIMER LINE
VT	VENT

SYMBOLS

XX / XX — EQUIPMENT TAG

XX / XX — RISER TAG

POC/ELEV DESIGNATION

KEYPLAN

[redacted]

COMMON SCALES

1/2" = 1'-0" (0, 1, 2, 4)

1/4" = 1'-0" (0, 2, 4, 8)

1/8" = 1'-0" (0, 4, 8, 16)

DRAWING TITLE

BASEMENT B1 PLUMBING GRAVITY PLAN - AREA C

PROJECT NO **84215**

DRAWING NO [redacted]

DATE **3/6/2019 3:33:06 PM**

REVISION **1**