PANTHEON SALOON/RED FRONT BUILDINGS ROOF RECOVER - EXHIBIT A SELECT 1997 RESTORATION DRAWINGS **FOR REFERENCE ONLY NOT FOR CONSTRUCTION**

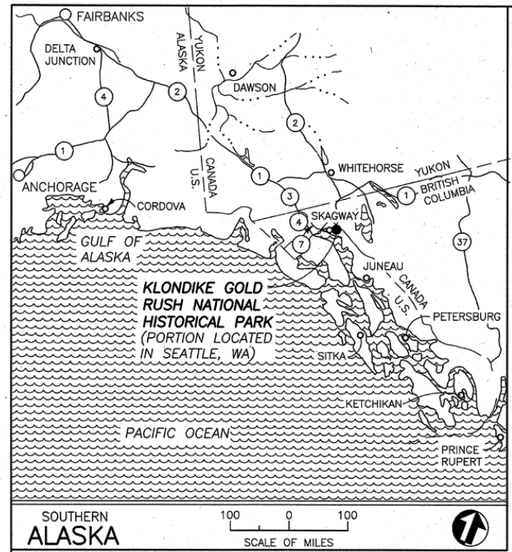

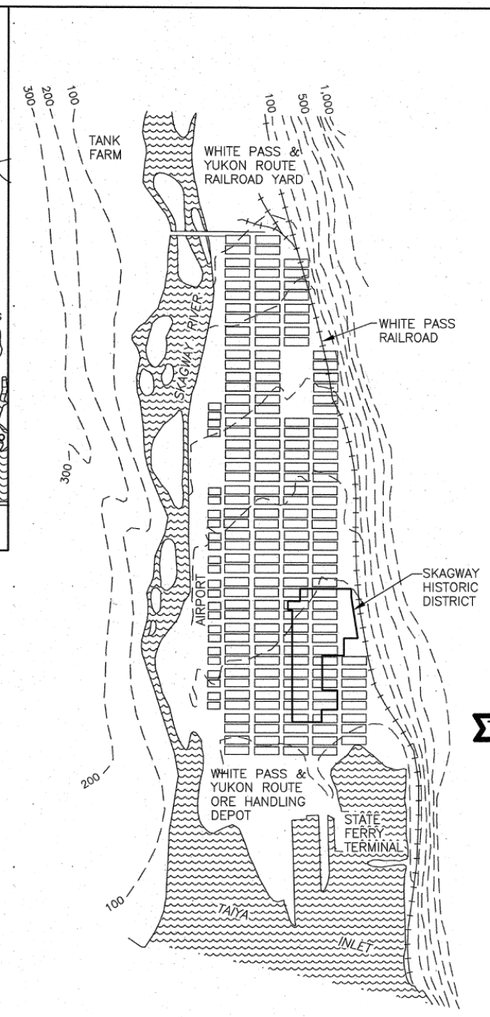

SKAGWAY AND VICINITY

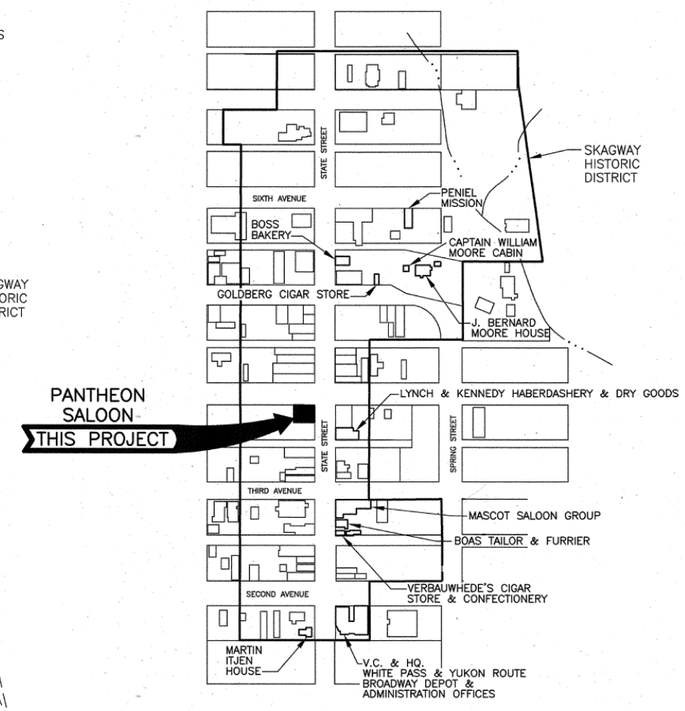

SKAGWAY HISTORIC DISTRICT

INDEX

SHEET	SUB SHEET	TITLE OF SHEET
		GENERAL
1		COVER SHEET
		ARCHITECTURAL
2	A1	SITE PLANS
3	A2	FIRST FLOOR PLANS
4	A3	SECOND FLOOR PLANS
5	A4	ROOF PLANS
6	A5	EAST ELEVATIONS
7	A6	NORTH ELEVATIONS
8	A7	WEST ELEVATIONS
9	A8	SOUTH ELEVATIONS
10	A9	SITE DETAILS
11	A10	LONG. AND TRANS. SECTIONS
12	A11	WALL SECTIONS AND DETAILS
13	A12	ANNEX STOREFRONT
14	A13	STAIR DETAILS
15	A14	ELEVATOR DETAILS
16	A15	DOOR SCHEDULE
17	A16	WINDOW SCHEDULE
18	A17	BATHROOM ELEVATION AND INTERIOR ISOMETRIC
19	A18	CHIMNEY DETAILS
20	A19	FLASHING DETAILS
		STRUCTURAL
21	S1	FOUNDATION PLAN AND GENERAL NOTES
22	S2	1ST FLOOR FRAMING PLAN, SECTION AND DETAILS
23	S3	2ND FLOOR FRAMING PLAN, SECTION AND DETAILS
24	S4	ROOF FRAMING PLAN
25	S5	SECTIONS AND DETAILS
26	S6	SECTIONS AND DETAILS
		SITE UTILITIES
27	U1	CIVIL AND ELECTRICAL SITE PLANS
		MECHANICAL
28	M1	MECHANICAL LEGEND AND EQUIPMENT SCHEDULE
29	M2	CRAWL SPACE AND FIRST FLOOR HVAC PLAN
30	M3	SECOND FLOOR HVAC PLAN
31	M4	MECHANICAL PIPING AND CONTROL SCHEMATICS
		PLUMBING
32	P1	FIRST AND SECOND FLOOR PLUMBING PLANS
33	P2	PLUMBING DETAILS AND ISOMETRIC
		ELECTRICAL
34	E1	PANELBOARDS AND LEGEND
35	E2	CRAWL SPACE AND FIRST FLOOR ELECTRICAL PLANS
36	E3	ELECTRICAL RISER DIAGRAM AND SECOND FLOOR ELECTRICAL PLAN

KLONDIKE GOLD RUSH NATIONAL HISTORICAL PARK

ADAPTIVE RESTORATION
PANTHEON SALOON
(DAY LABOR)

Mark	Sheet	REVISION	Date	Initial

QUALITY DESIGN CERTIFICATION
☑ Prepared in Accordance with Preliminary Design (Title I) 461/25,042 Drawing No.
OR
☐ Variance from Preliminary Design (Title I) Approved by Superintendent on ____ Date
OR
☐ Construction Drawing Not Preceded by Preliminary Design (Title I)
Project Manager — 9/5/97 Date

CONSTRUCTION DRAWINGS
UNITED STATES
DEPARTMENT OF THE INTERIOR
NATIONAL PARK SERVICE
DENVER SERVICE CENTER

TITLE OF DRAWING
ADAPTIVE RESTORATION
PANTHEON SALOON
LOCATION WITHIN PARK
SKAGWAY HISTORIC DISTRICT
NAME OF PARK
KLONDIKE GOLD RUSH N.H.P.
REGION ALASKA | DISTRICT SOUTHEAST | STATE ALASKA

DRAWING NO. 461 25,042
PKG. NO. 114H
SHEET 1 / 36

BASIC DATA: 461/25,014C (2/93) COVER SHEET REVISED & REDRAWN 1/97.SGS.

9/4/97 17:05 R.CONRAD P:\KLGO\114H\DAYLABOR\01-COVER

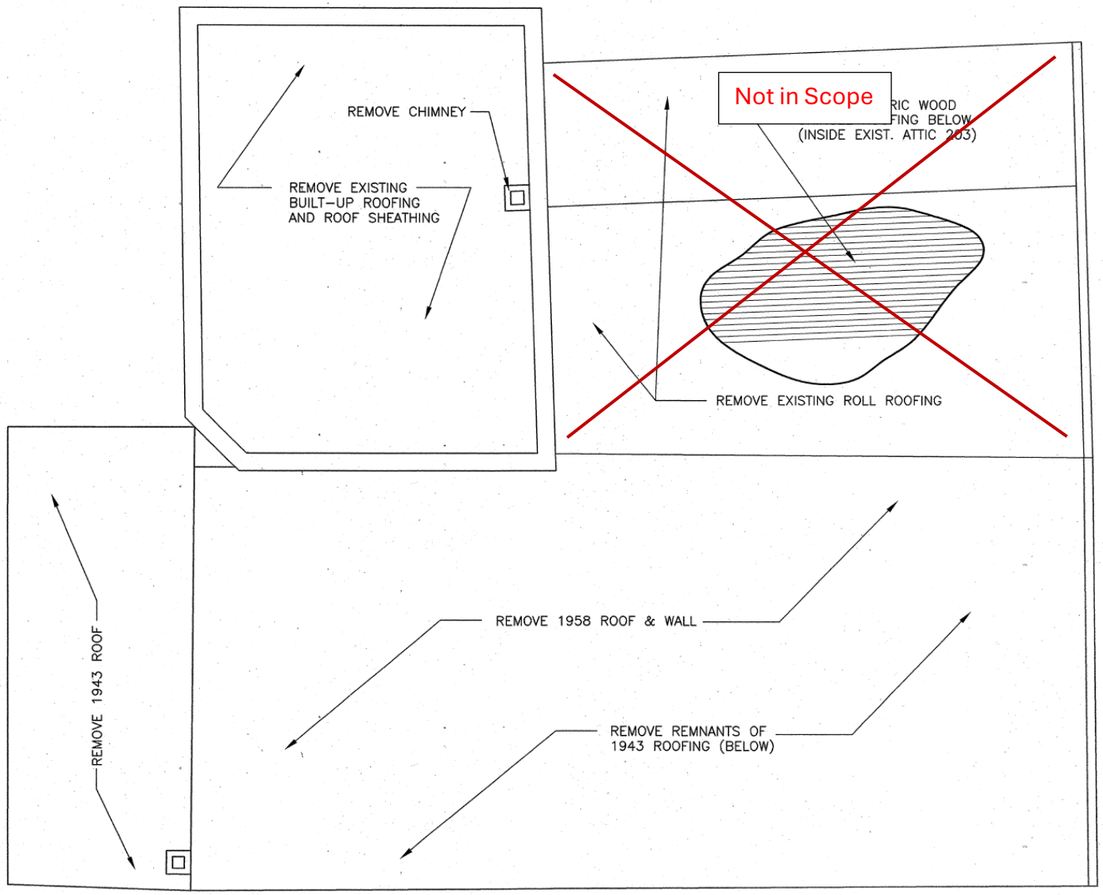

A A4 A4 EXISTING ROOF DEMO PLAN
SCALE A

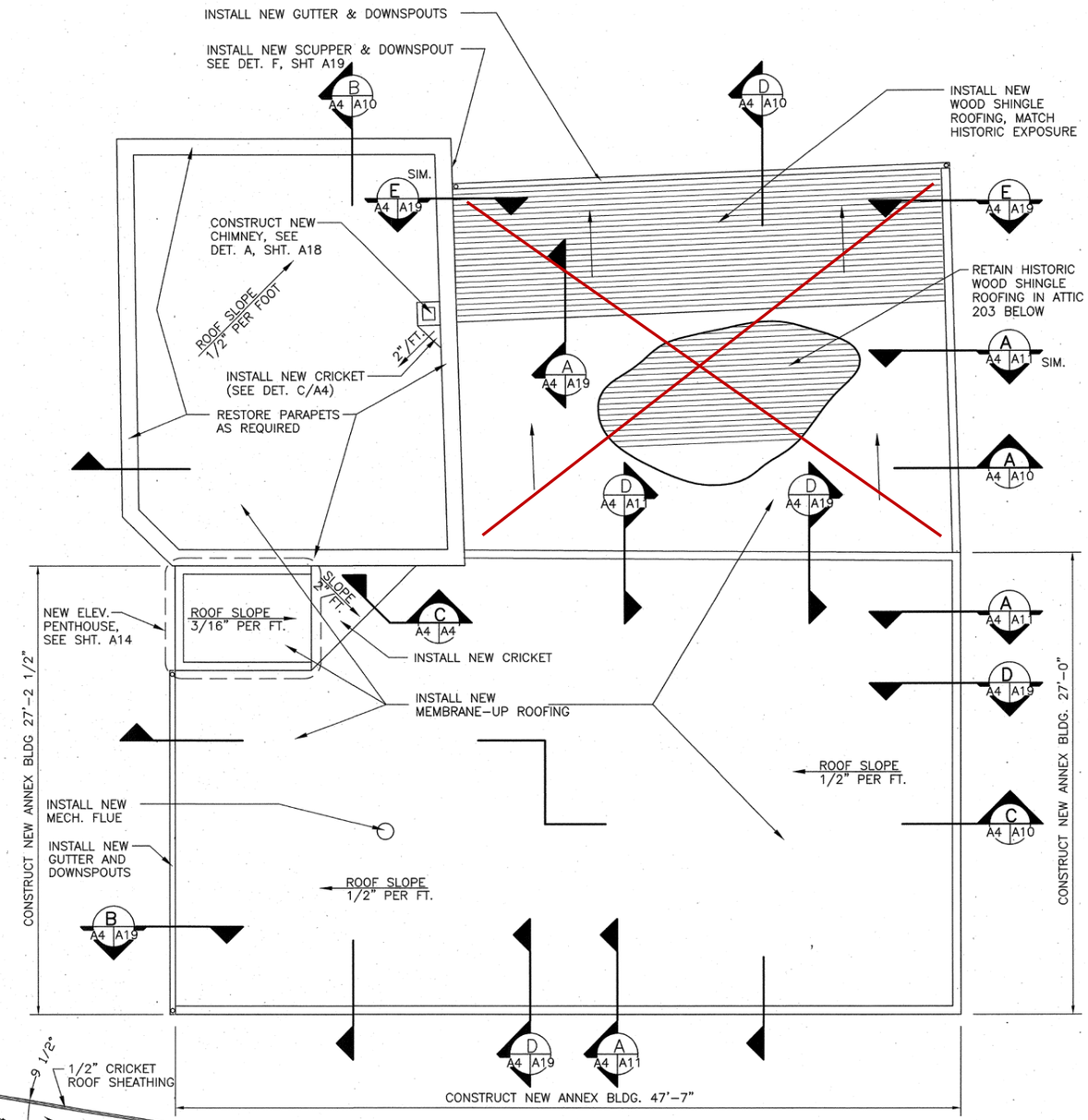

B A4 A4 NEW ROOF PLAN
SCALE A

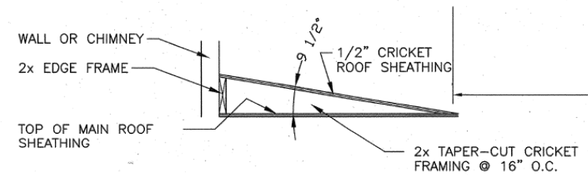

C A4 A4 CRICKET FRAMING
SCALE B

SHEET LEGEND

DEMOLITION

SCALE (B) 1 0 1 2 3
SCALE IN FEET
3/4" = 1'-0"

SCALE (A) 4 0 4 8
SCALE IN FEET
1/4" = 1'-0"

DESIGNED: R. CONRAD	SUB SHEET NO.	TITLE OF SHEET	DRAWING NO. 461 / 25,042
CADD R. CONRAD	A4	ROOF PLANS EXISTING & NEW PANTHEON SALOON	PKG. NO. 114H
TECH. REVIEW: R. CONRAD		KLONDIKE GOLD RUSH N.H.P.	SHEET 5 OF 36
DATE: 9/97			

PANTHEON SALOON/RED FRONT BUILDINGS ROOF RECOVER - EXHIBIT A SELECT 1997 RESTORATION DRAWINGS **FOR REFERENCE ONLY NOT FOR CONSTRUCTION**

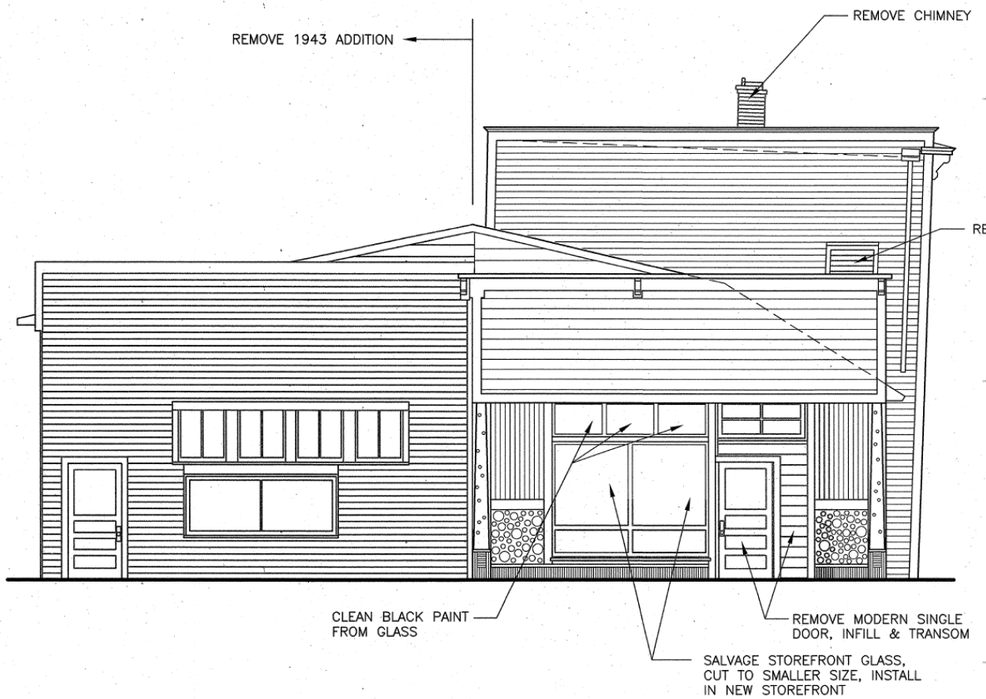

A A5 A5 EXISTING EAST ELEVATION
SCALE A

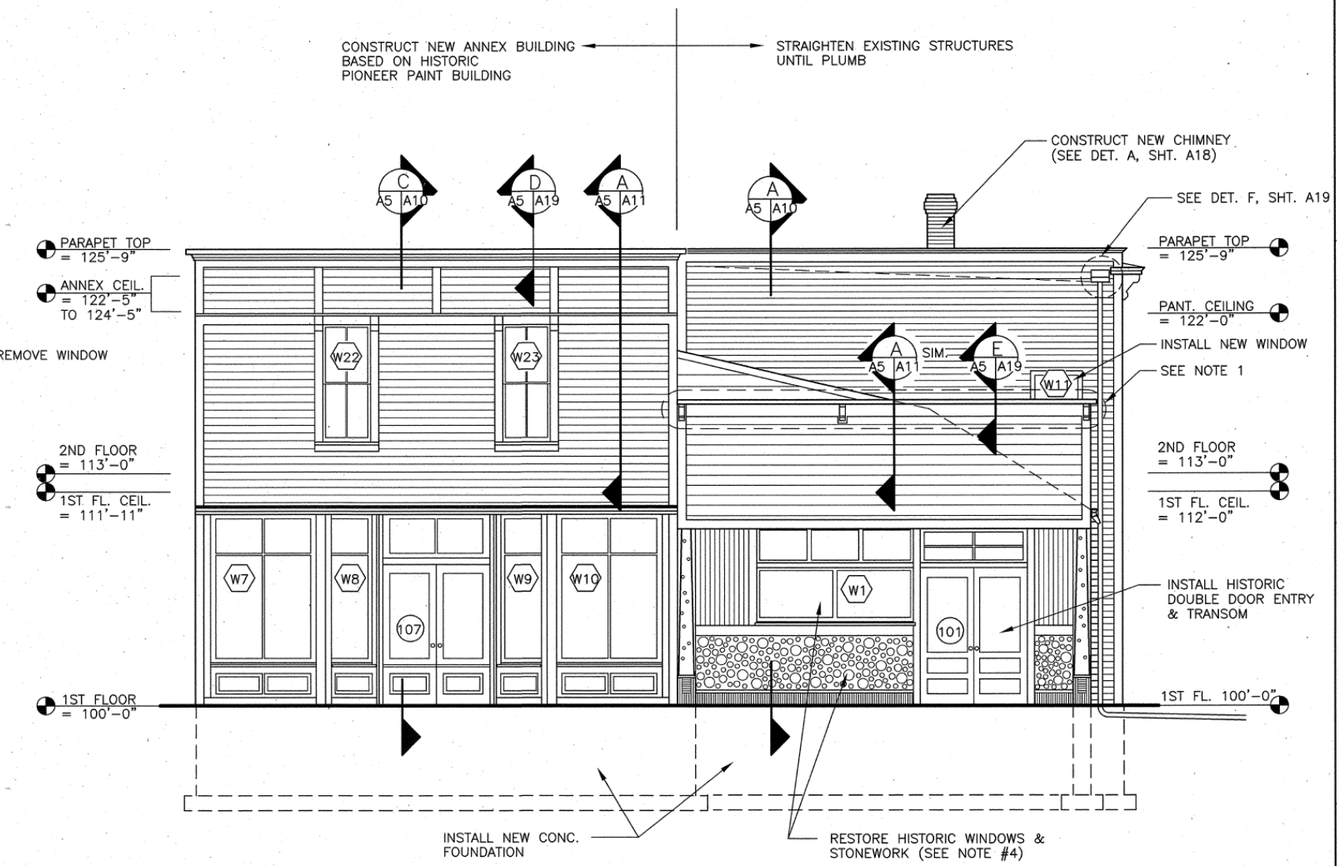

B A5 A5 NEW EAST ELEVATION
SCALE A

SHEET LEGEND

DEMOLITION

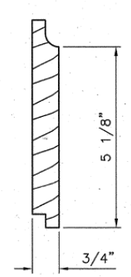

C A5 A5 ANNEX SIDING PROFILE
SCALE B

GENERAL NOTES:

1. REHABILITATE CORNICE AND BRACKETS (TYP).
2. SEE SHEET A12 FOR ANNEX STOREFRONT DETAILS.
3. REMOVE ALL SIDING FROM EXISTING BUILDING, STRAIGHTEN & PLUMB STRUCTURE, INSTALL NEW WALL SHEATHING & AIR BARRIER, REINSTALL SIDING.
4. SALVAGE HISTORIC STONEWORK AND DECORATIVE WOOD TRIM. DURING WALL REHABILITATION, REINSTALL STONES ADDING NEW STONES SALVAGED FROM CRAWL SPACE EXCAVATION AS REQUIRED. REINSTALL DECORATIVE WOOD TRIM.

SCALE B: 2 0 2 4 — SCALE IN INCHES HALF SIZE

SCALE A: 4 0 4 8 — SCALE IN FEET 1/4" = 1'-0"

DESIGNED: R. CONRAD	SUB SHEET NO. A5	TITLE OF SHEET: EAST ELEVATIONS EXISTING & NEW PANTHEON SALOON	DRAWING NO. 461 / 25,042
DRAWN: R. CONRAD		KLONDIKE GOLD RUSH N.H.P.	PKG. NO. 114H
TECH. REVIEW: R. CONRAD			SHEET 6 OF 36
DATE: 9/97			

9/4/97 17:24 R:\CONRAD P:\KLGO\114H\DWT\ABOR\06-AE-EL

PANTHEON SALOON/RED FRONT BUILDINGS ROOF RECOVER - EXHIBIT A SELECT 1997 RESTORATION DRAWINGS **FOR REFERENCE ONLY NOT FOR CONSTRUCTION**

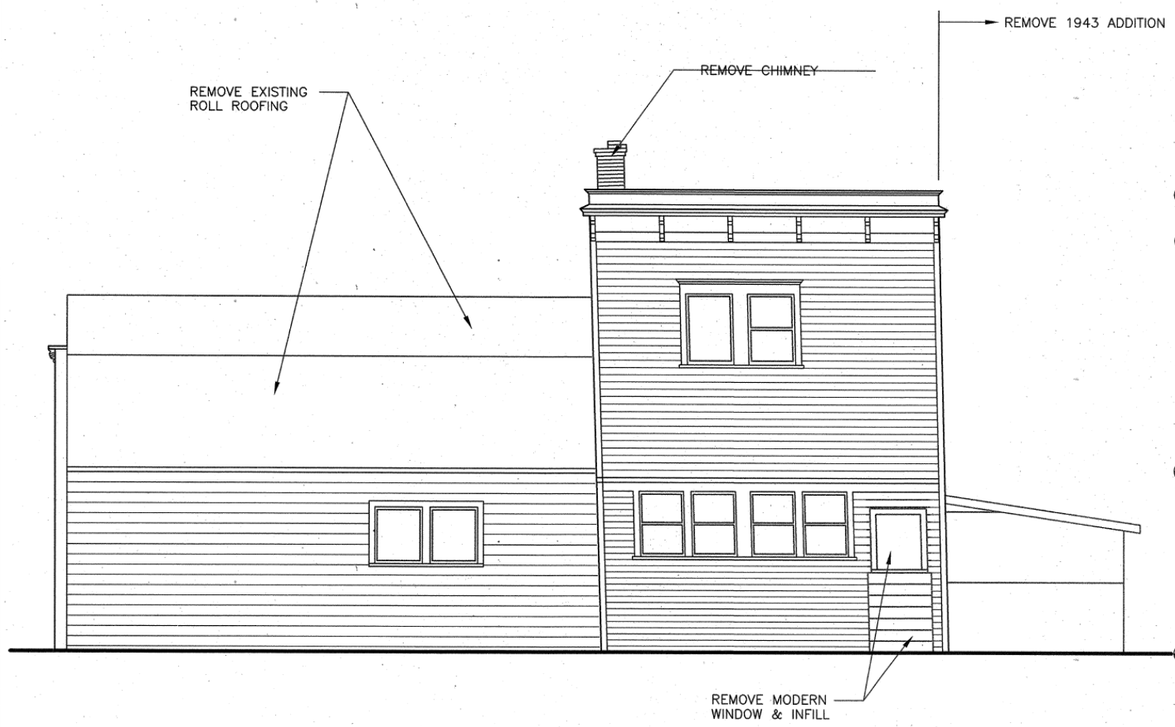

A EXISTING NORTH ELEVATION
A6 A6
SCALE A

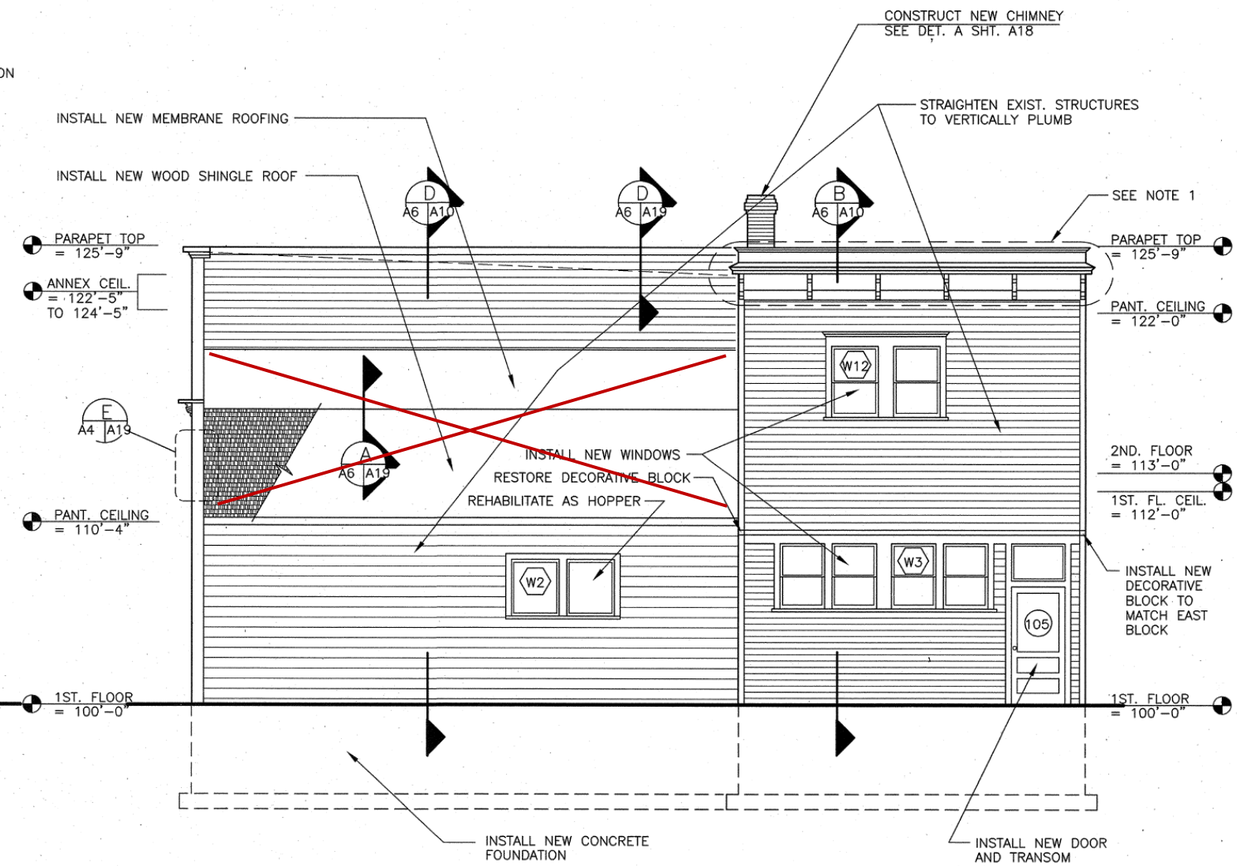

B NEW NORTH ELEVATION
A6 A6
SCALE A

SHEET LEGEND

DEMOLITION

GENERAL NOTES:

1. REHABILITATE CORNICE AND BRACKETS (TYP).
2. REMOVE ALL SIDING FROM EXISTING BUILDING, STRAIGHTEN & PLUMB STRUCTURE, INSTALL NEW WALL SHEATHING & AIR BARRIER, REINSTALL SIDING.

SCALE A 4 0 4 8
SCALE IN FEET
1/4" = 1'-0"

DESIGNED: R. CONRAD	SUB SHEET NO.	TITLE OF SHEET	DRAWING NO.
CADD R. CONRAD	A6	NORTH ELEVATIONS EXISTING & NEW PANTHEON SALOON	461 / 25,042
TECH. REVIEW: R. CONRAD		KLONDIKE GOLD RUSH N.H.P.	PKG. NO. 114H
DATE: 9/97			SHEET 7 OF 36

9/4/97 17:25 R.CONRAD P:\KLGO\114H\DATLABOR\07-AN-E1

PANTHEON SALOON/RED FRONT BUILDINGS ROOF RECOVER - EXHIBIT A SELECT 1997 RESTORATION DRAWINGS **FOR REFERENCE ONLY NOT FOR CONSTRUCTION**

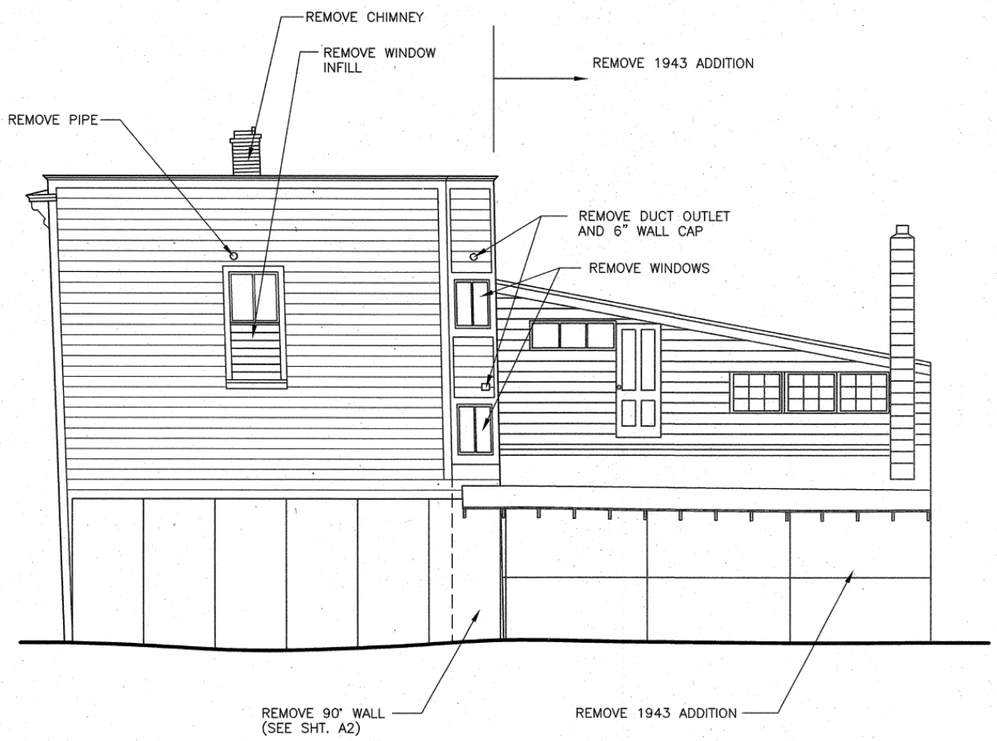

A A7 A7 EXISTING WEST ELEVATION
SCALE A

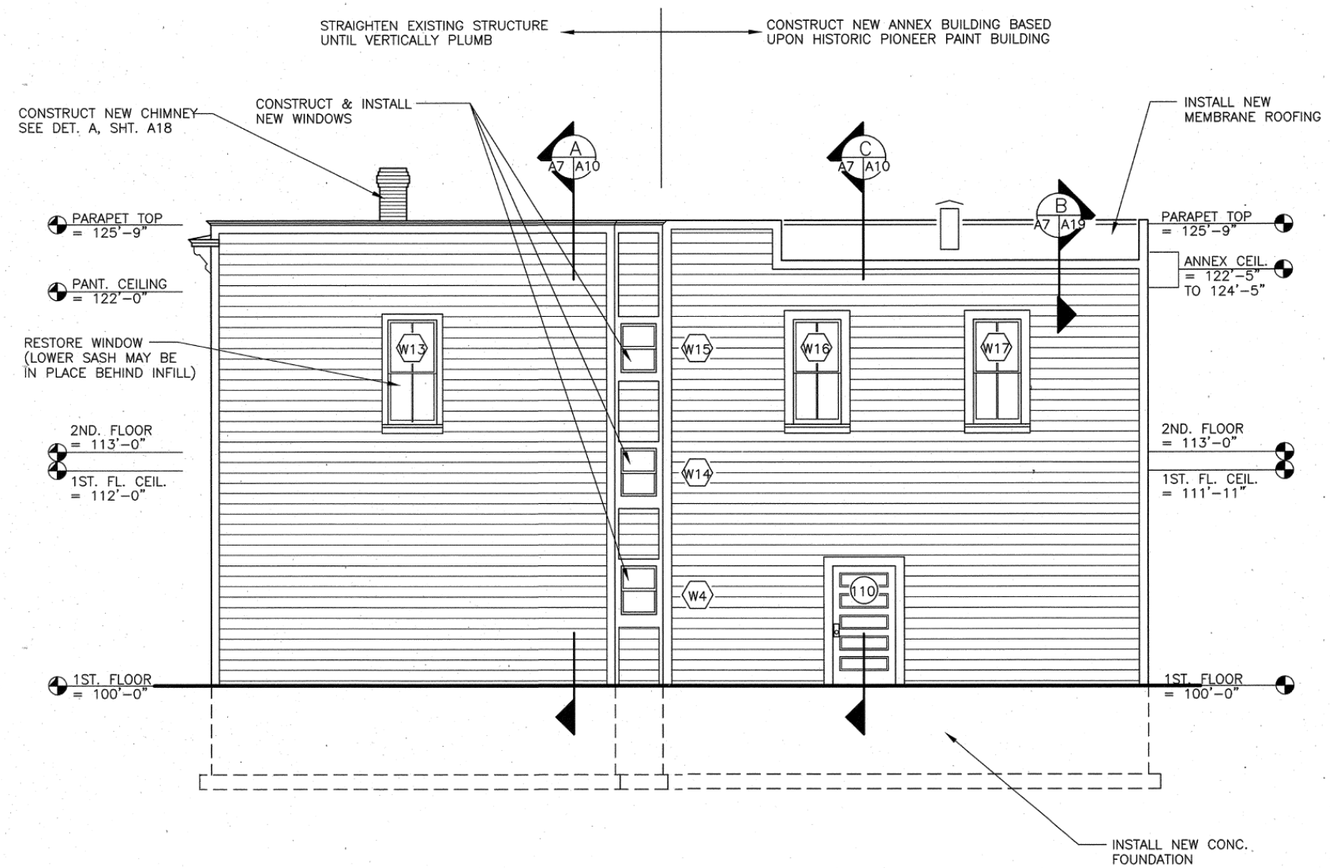

B A7 A7 NEW WEST ELEVATION
SCALE A

SHEET LEGEND

DEMOLITION

GENERAL NOTES:

1. REMOVE ALL SIDING FROM EXISTING BUILDING, STRAIGHTEN & PLUMB STRUCTURE, INSTALL NEW WALL SHEATHING & AIR BARRIER, REINSTALL SIDING.

SCALE (A) 4 0 4 8
SCALE IN FEET
1/4" = 1'-0"

DESIGNED:	SUB SHEET NO.	TITLE OF SHEET	DRAWING NO.
R. CONRAD	A7	WEST ELEVATIONS EXISTING & NEW PANTHEON SALOON	461 / 25,042
CADD: R. CONRAD		KLONDIKE GOLD RUSH N.H.P.	PKG. NO. 114H
TECH. REVIEW: R. CONRAD			SHEET 8 OF 36
DATE: 9/97			

9/4/97 17:35 R.CONRAD P:\KLGO\114H\DWG\ABOR\08-AW-EL

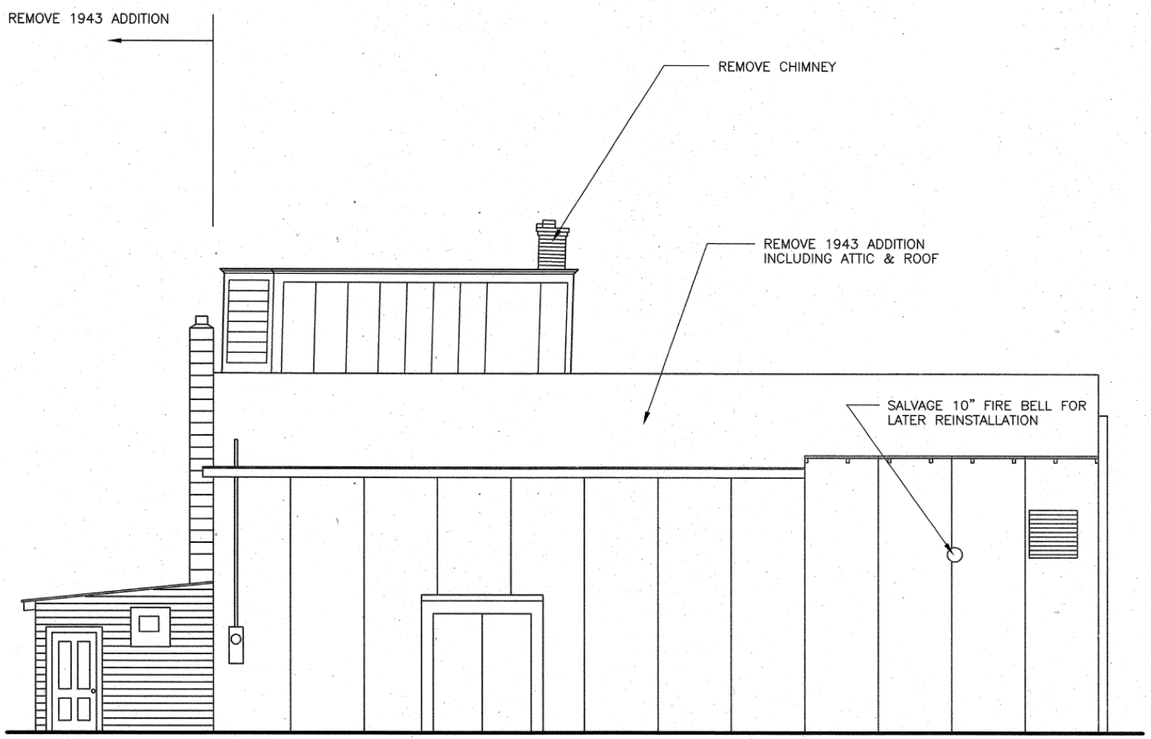

A A8 A8 EXISTING SOUTH ELEVATION
SCALE A

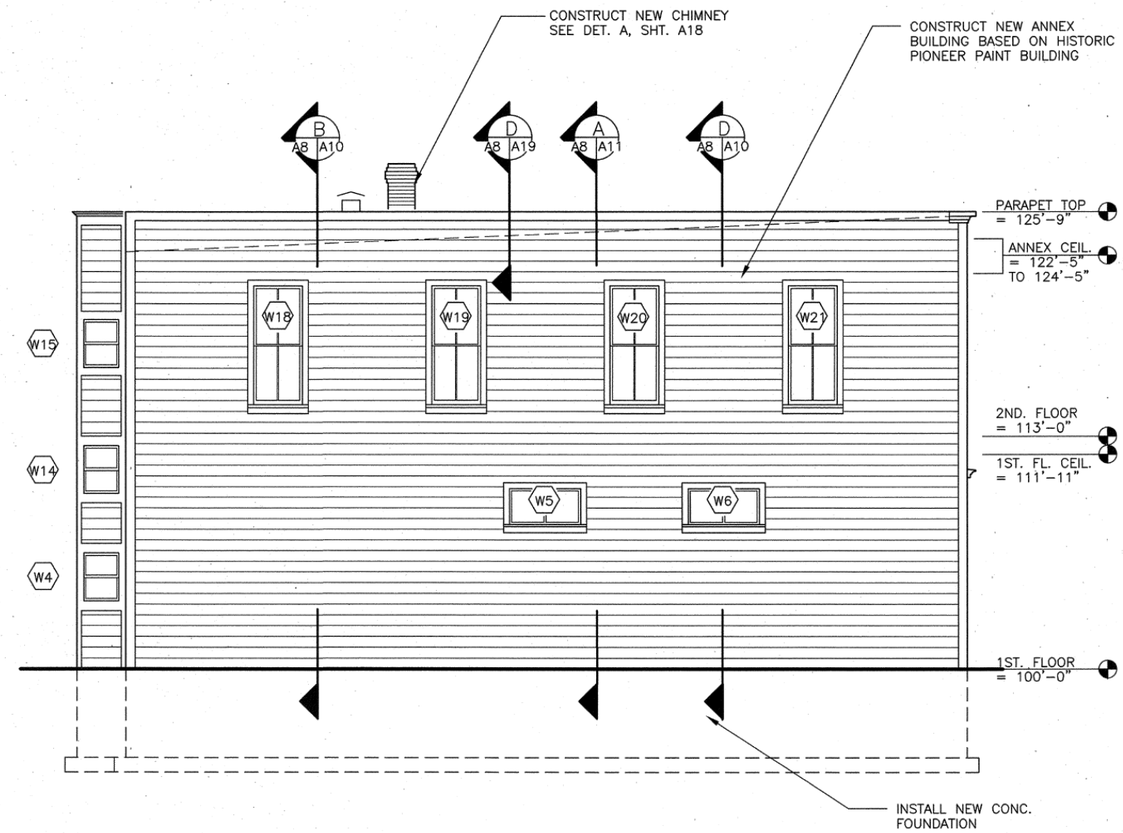

B A8 A8 NEW SOUTH ELEVATION
SCALE A

SHEET LEGEND

DEMOLITION

SCALE A 4 0 4 8
SCALE IN FEET
1/4" = 1'-0"

DESIGNED: R. CONRAD DRAWN: R. CONRAD TECH. REVIEW: R. CONRAD DATE: 9/97	SUB SHEET NO. A8	TITLE OF SHEET SOUTH ELEVATIONS EXISTING & NEW PANTHEON SALOON KLONDIKE GOLD RUSH N.H.P.	DRAWING NO. 461 / 25,042 PKG. NO. 114H SHEET 9 OF 36

9/4/97 17:36 R.CONRAD P:\KLGO\114H\DAY\ABGR\09-AS-EL

PANTHEON SALOON/RED FRONT BUILDINGS ROOF RECOVER - EXHIBIT A SELECT 1997 RESTORATION DRAWINGS **FOR REFERENCE ONLY NOT FOR CONSTRUCTION**

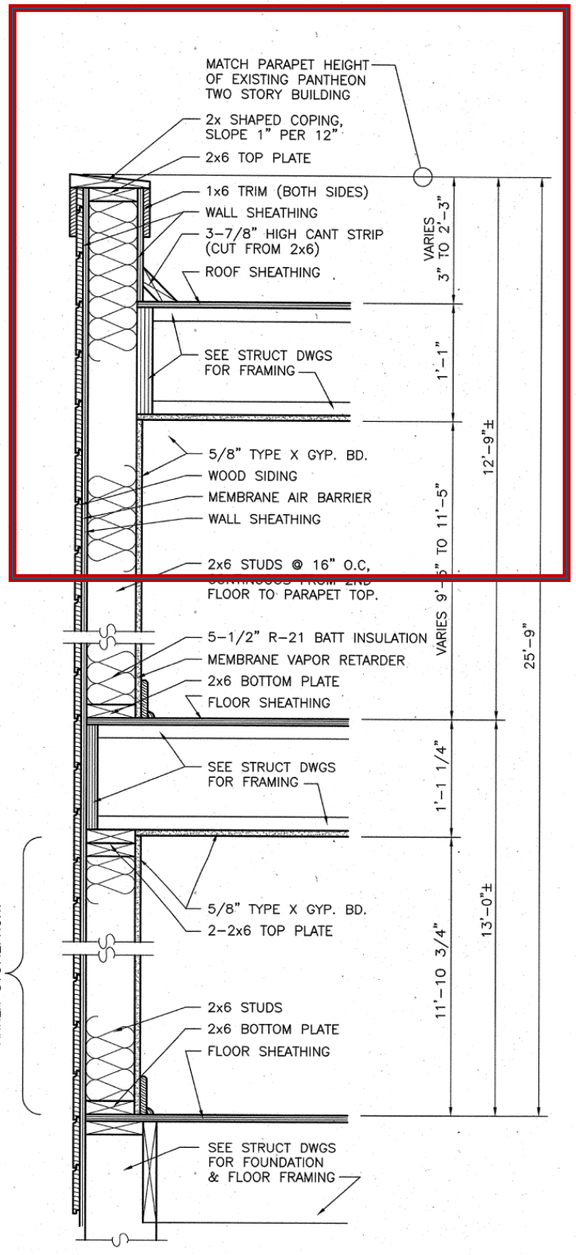

A A4 A5 A8 A11 EXTERIOR WALL SECTION
SCALE A

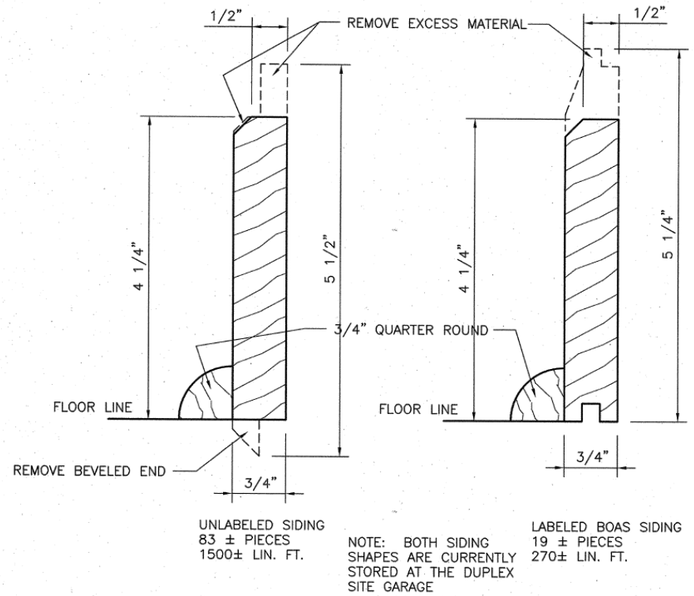

C A4 A11 BASE MOLD
SCALE B

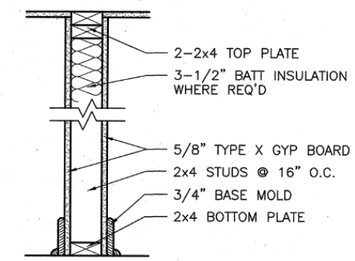

E A11 A11 TYP. INTERIOR WALL SECTION
SCALE A

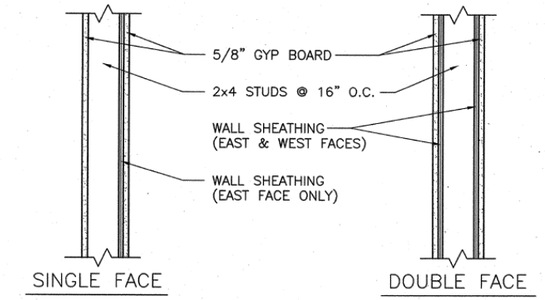

F A2 A3 A11 INTERIOR SHEAR WALLS
SCALE A

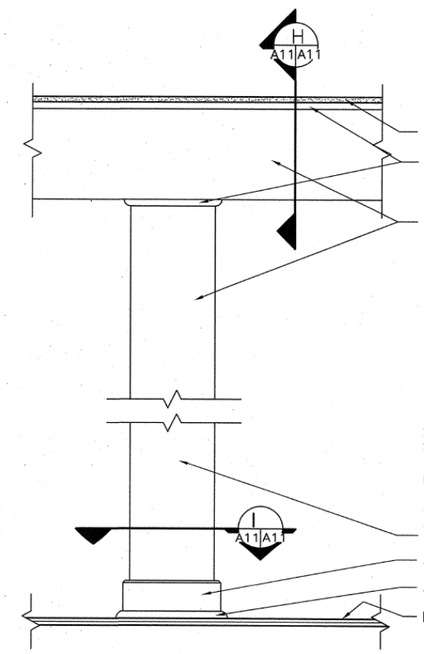

G A2 A11 BEAM/COLUMN ELEVATION
SCALE A

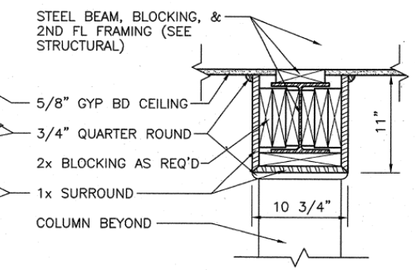

H A11 A11 BEAM SECTION
SCALE A

I A11 A11 COLUMN SECTION
SCALE A

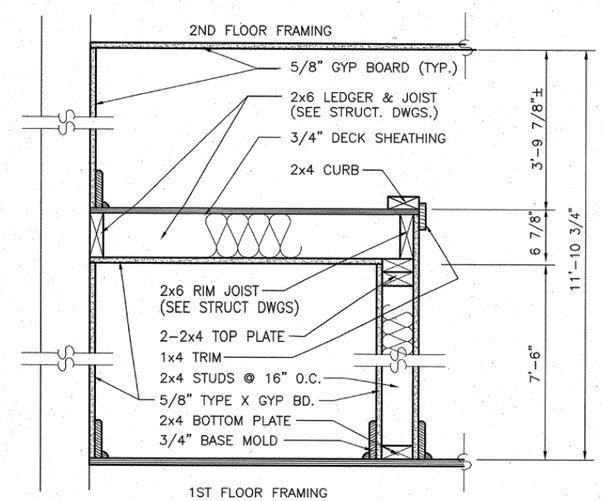

B A2 A11 LOFT SECTION
SCALE A

D A4 A11 NOT USED
SCALE B

SCALE (B) 1 0 1 2
SCALE OF INCHES
FULL SIZE

SCALE (A) 12 6 0 12
SCALE OF INCHES
1-1/2" = 1'-0"

DESIGNED: R. CONRAD CADD R. CONRAD TECH. REVIEW: R. CONRAD DATE: 9/97	SUB SHEET NO. A11	TITLE OF SHEET TYPICAL WALL SECTIONS AND DETAILS PANTHEON SALOON KLONDIKE GOLD RUSH N.H.P.	DRAWING NO. 461 / 25,042 PKG. NO. 114H SHEET 12 OF 36

9/4/97 17:40 R:\CONRAD P:\KLGO\114H\DAYTABOR\12-AWSEC

PANTHEON SALOON/RED FRONT BUILDINGS ROOF RECOVER - EXHIBIT A SELECT 1997 RESTORATION DRAWINGS **FOR REFERENCE ONLY NOT FOR CONSTRUCTION**

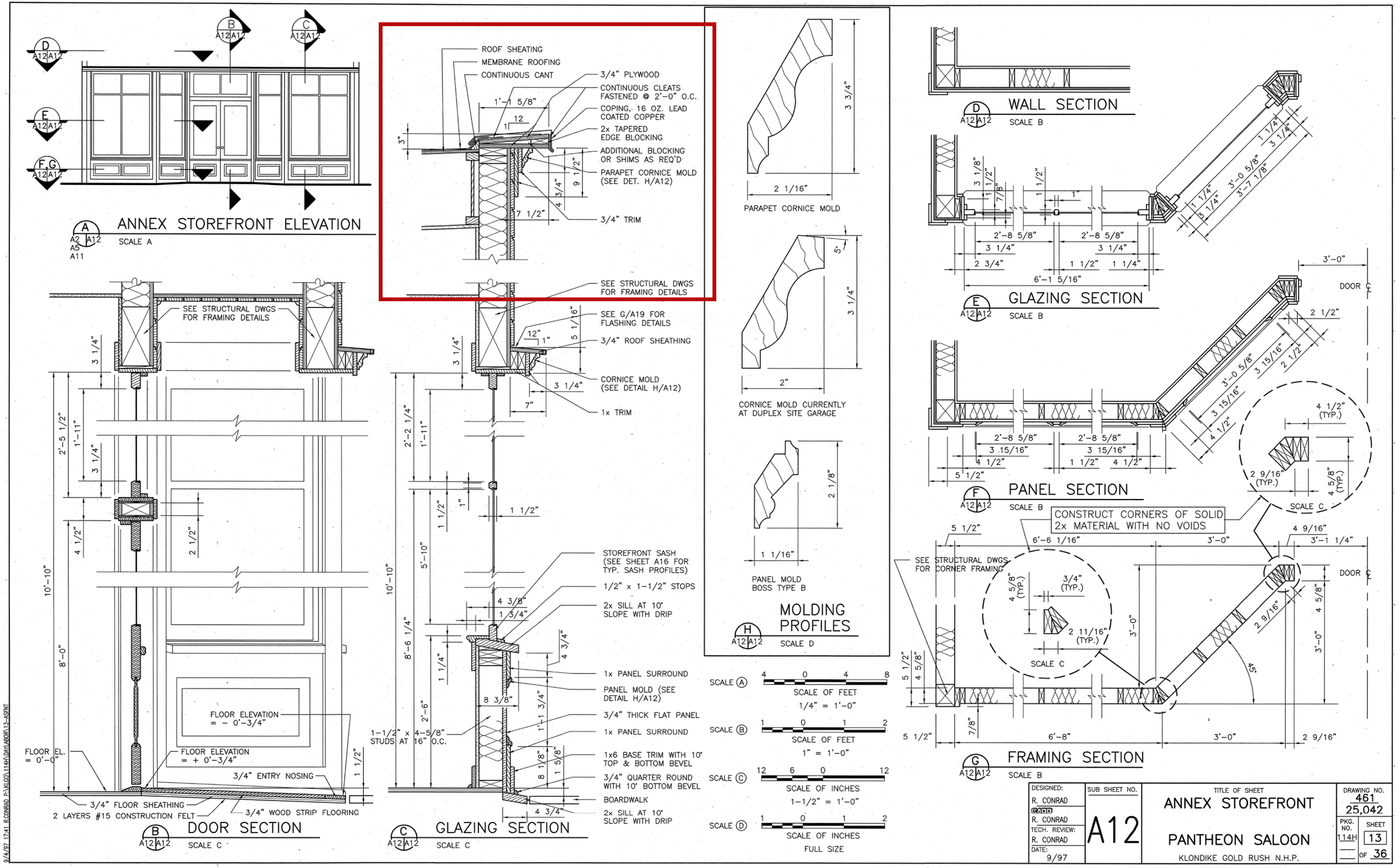

PANTHEON SALOON/RED FRONT BUILDINGS ROOF RECOVER - EXHIBIT A SELECT 1997 RESTORATION DRAWINGS **FOR REFERENCE ONLY NOT FOR CONSTRUCTION**

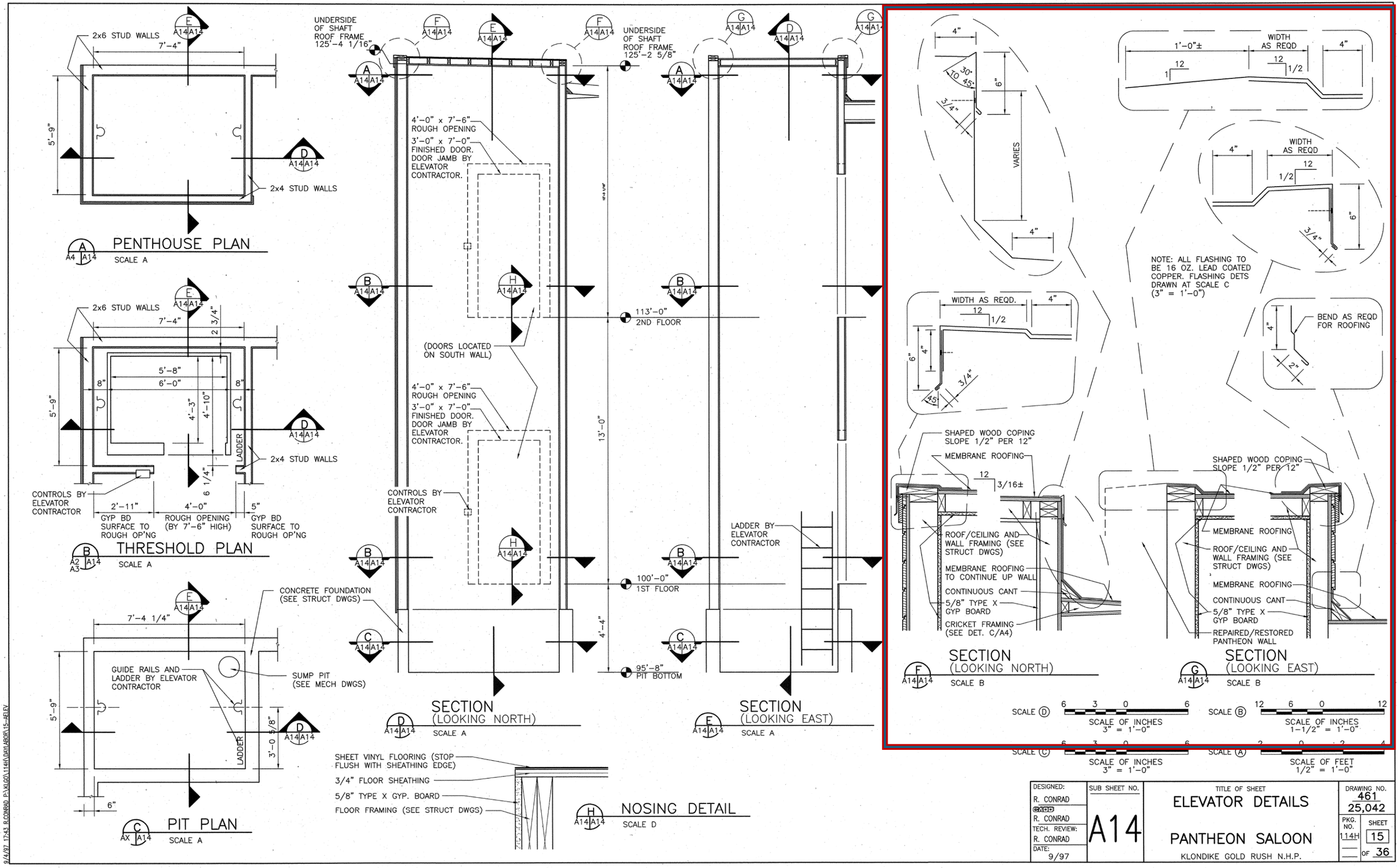

DESIGNED: R. CONRAD	SUB SHEET NO.	TITLE OF SHEET	DRAWING NO.
CADD R. CONRAD	A14	ELEVATOR DETAILS	461 / 25,042
TECH. REVIEW: R. CONRAD		PANTHEON SALOON	PKG. NO. 114H
DATE: 9/97		KLONDIKE GOLD RUSH N.H.P.	SHEET 15 OF 36

9/4/97 17:43 R.CONRAD P:\KLGO\114H\DAYLABOR\15-AELEV

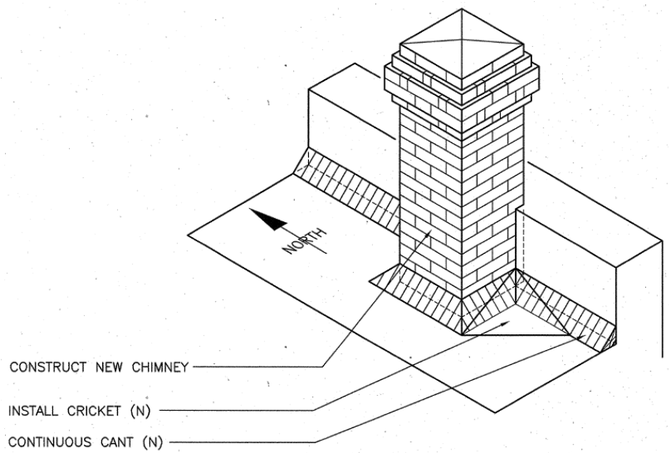

A A4 A18 CHIMNEY ISOMETRIC
SCALE A

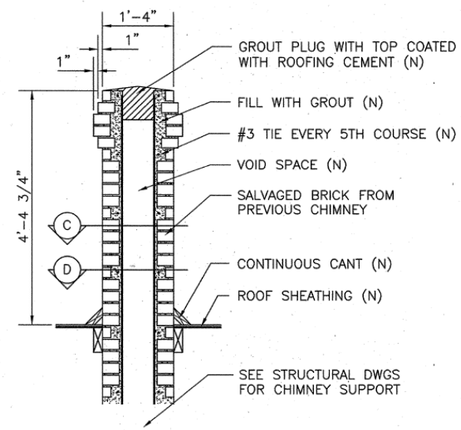

B A18 A18 CHIMNEY SECTION
SCALE A

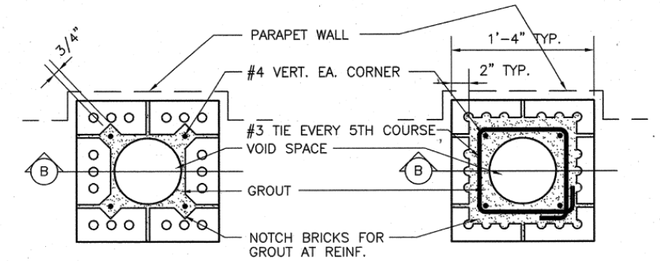

C A18 A18 SECTION
SCALE B

D A18 A18 SECTION
SCALE B

GENERAL NOTES
1. CUT CANT STRIP (3 7/8" HIGH) FROM 2x6.
2. SEE DET. C SHT. A19 FOR FLASHING.

SCALE B 12 6 0 12
SCALE OF INCHES
1-1/2" = 1'-0"

SCALE A 1 0 1 2 3
SCALE OF FEET
3/4" = 1'-0"

DESIGNED: R. CONRAD CADD R. CONRAD TECH. REVIEW: R. CONRAD DATE: 9/97	SUB SHEET NO. A18	TITLE OF SHEET CHIMNEY DETAILS PANTHEON SALOON KLONDIKE GOLD RUSH N.H.P.	DRAWING NO. 461 / 25,042 PKG. NO. 114H SHEET 19 OF 36

9/4/97 17:47 R.CONRAD P:\KLGD\114H\DAYTABOR\19-ACHIM

PANTHEON SALOON/RED FRONT BUILDINGS ROOF RECOVER - EXHIBIT A SELECT 1997 RESTORATION DRAWINGS **FOR REFERENCE ONLY NOT FOR CONSTRUCTION**

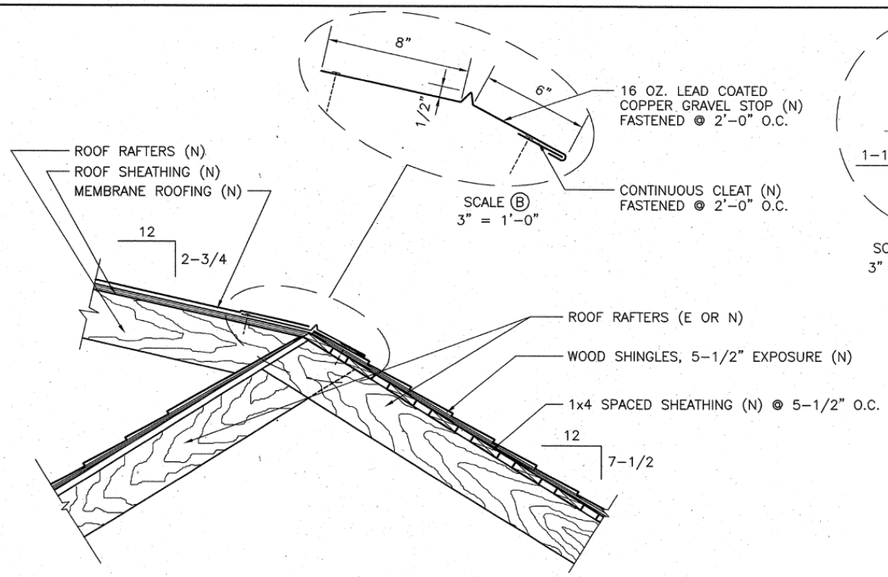

A A4 A19 A6 ROOF SECTION AT BREAK
SCALE A

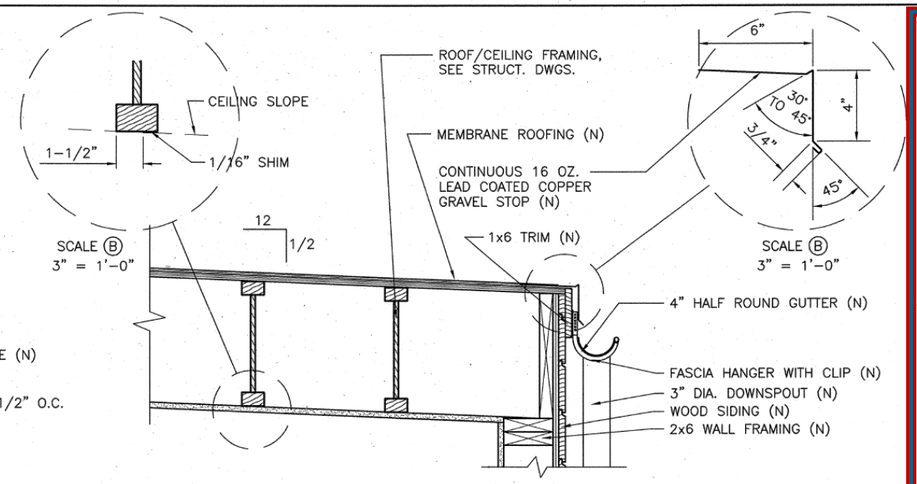

B A4 A19 A7 GUTTER AND GRAVEL STOP
SCALE A

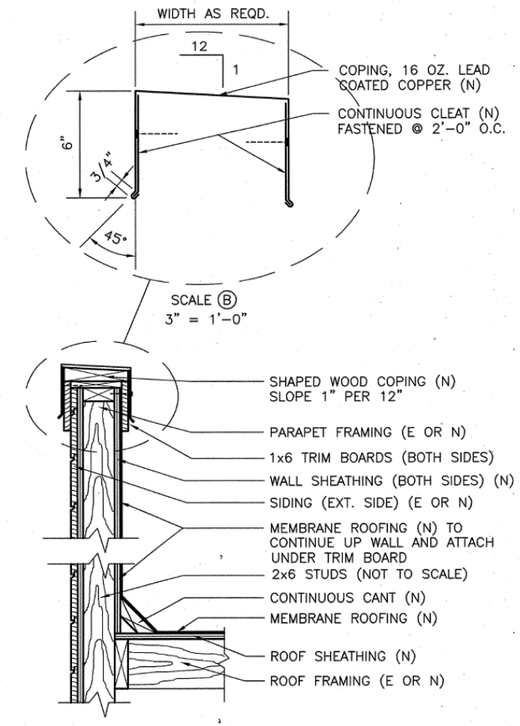

D A4 A19 A5 A6 TYP. PARAPET FLASHING
SCALE A

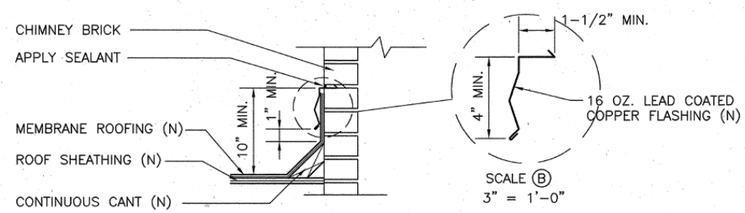

C A18 A19 CHIMNEY FLASHING
SCALE A

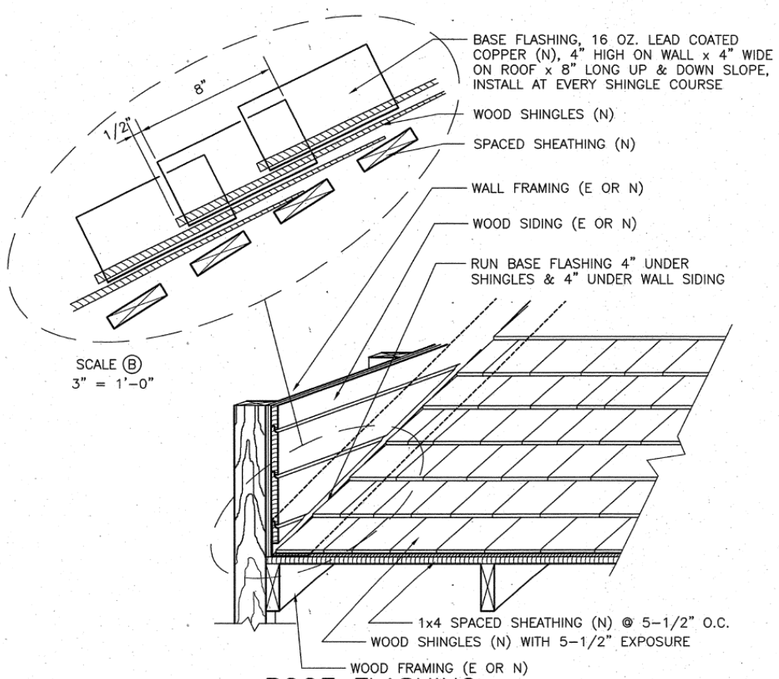

E A4 A19 A5 A6 ROOF FLASHING AT FALSE FRONT
SCALE A

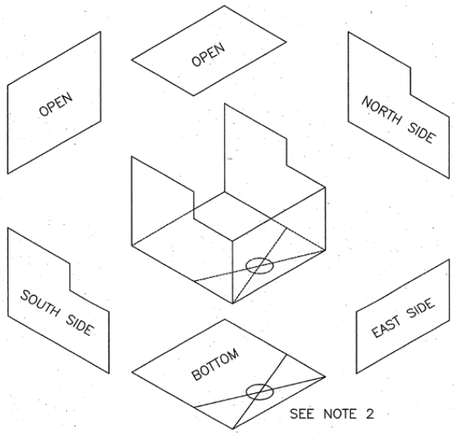

F A4 A19 A5 SCUPPER DETAILS
SCALE A

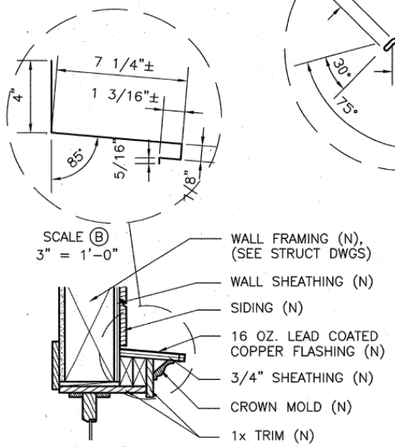

G A12 A19 ANNEX STOREFRONT FLASHING
SCALE A

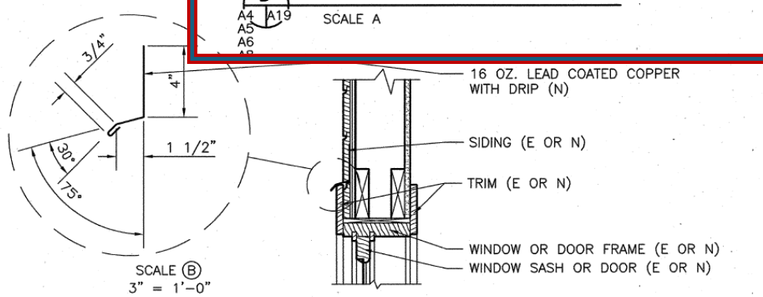

H A19 A19 TYP. DOOR/WINDOW HEAD FLASHING
SCALE A

SCALE B 6 3 0 6
SCALE OF INCHES
3" = 1'-0"

SCALE A 12 6 0 12
SCALE OF INCHES
1-1/2" = 1'-0"

GENERAL NOTES
1. CUT CANT STRIP (3 7/8" HIGH) FROM 2x6
2. USE EXISTING SCUPPER AS PATTERN TO CREATE NEW SCUPPER.

DESIGNED: R. CONRAD	SUB SHEET NO.	TITLE OF SHEET	DRAWING NO.
CADD R. CONRAD	A19	FLASHING DETAILS	461 / 25,042
TECH. REVIEW: R. CONRAD		PANTHEON SALOON	PKG. NO. 114H / SHEET 20
DATE: 9/97		KLONDIKE GOLD RUSH N.H.P.	OF 36