USCG Station Grays Harbor Brow Repair

BASE SCOPE OF WORK:

1. Project Overview:

This Scope of Work (SOW) outlines the requirements for the repair of a metal brow connecting to a floating pier. The brow has suffered damage due to storm-related stress at the hinge points, causing detachment and misalignment. The contractor is responsible for temporarily suspending and realigning the brow, repairing or replacing damaged hinge components, and reinforcing the hinge system to better withstand future storm surge forces.

2. Project Location:

USCG Station Grays Harbor
1600 Nyhus St N, Westport, WA 98595

3. Existing Conditions:

- Metal brow detached/damaged at the hinge points connecting to the floating pier.
- Hinge components (pins, plates, etc.) are broken and corroded.
- Misalignment of the brow relative to the pier.
- Potential for ongoing movement of the brow due to wave action.
- Existing Pier may need refurbishment upon disassembly of current mounting hardware
- 460v power, diesel fuel line, water line are mounted to brow system to connect to floating pier.
- The failed brow hinge component is located approximately 100 feet from the stable shoreside roadway, positioned over water on the suspended pier. Due to its location, specialized equipment such as a crane or temporary supports may be required to safely access and perform repairs.

4. Contractor Responsibilities:

The Contractor shall be responsible for all labor, materials, equipment, and supervision necessary to complete the work described in this SOW, including but not limited to:

- **Period of Performance: 6/22/2026 thru 08/03/2026**
- **Permitting and Approvals:** Obtain all necessary permits and approvals from relevant authorities (e.g., Coast Guard, environmental agencies, local

municipalities) prior to commencement of work. The contractor is responsible for understanding and adhering to all applicable regulations.

- **Site Safety:** Implement and maintain a comprehensive safety plan, including but not limited to:
    - Fall protection
    - Marine safety procedures (including life vests and boat operation)
    - Lock-out/Tag-out procedures
    - Emergency response plan
    - Daily safety briefings.
- **Environmental Protection:** Implement measures to prevent any pollution or damage to the marine environment. This includes proper handling and disposal of waste materials, prevention of spills, and protection of marine life.
- **Temporary Support:**
    - Provide a safe and stable temporary support system (e.g., crane, temporary floats, scaffolding) to suspend and secure the damaged brow in its approximate original position *before* commencing any repair work.
    - The temporary support system must be capable of withstanding anticipated wave action and wind loads.
    - The support system must allow for precise realignment of the brow with the pier.
    - Remove all interferences and contain any hazmat accordingly.
- **Realignment:**
    - Carefully realign the brow to its original position relative to the floating pier.
    - Ensure proper alignment of the hinge points.
    - Verify correct elevation and levelness of the brow.
- **Hinge Repair/Replacement:**
    - Thoroughly inspect all hinge components (plates, pins, welds, etc.) for damage, corrosion, and wear.
    - Repair or replace damaged hinge components as necessary.

        - Replacement parts must be of equal or better quality and strength than the original components.
        - Welding must be performed by certified welders according to applicable codes and standards.
        - All metal components must be properly prepared and coated to prevent corrosion.
    - Ensure proper fit and articulation of the hinges after repair/replacement.
- **Hinge Reinforcement:**
    - Evaluate the existing hinge design and identify areas for improvement to enhance storm surge resistance.
    - Implement reinforcement measures to strengthen the hinge system. Examples may include:
        - Adding gussets or reinforcing plates to the hinge plates.
        - Increasing the diameter and/or material strength of the hinge pins.
        - Modifying the hinge geometry to distribute stress more evenly.
    - Provide detailed documentation of the reinforcement measures implemented.
- **Floating Work Platform (If Required):**
    - Provide a stable and safe floating work platform to access the underside of the pier and brow.
    - The platform must be of adequate size and load capacity to support workers, equipment, and materials.
    - The platform must be secured to prevent movement and drifting.
    - Ensure the platform does not obstruct navigation or create a hazard to other vessels.
- **Corrosion Protection:**
    - Apply appropriate corrosion protection measures to all repaired and replaced metal components.
    - This may include:

    - Surface preparation (e.g., sandblasting, grinding)
    - Application of primer and protective coatings (e.g., epoxy, polyurethane)
    - Use of sacrificial anodes (if appropriate)

- **Clean Up:**
    - Remove all debris, waste materials, and equipment from the site upon completion of the work.
    - Restore the site to its original condition.
- **As-Built Drawings:**
    - Provide as-built drawings documenting the repairs and modifications made to the hinge system. These drawings should include dimensions, material specifications, and welding details.
- **USCG Responsibilities:**
    - Secure fuel to pier/brow.
    - Secure electricity to pier/brow.
    - Secure water to pier/brow.

5. Materials:

- All materials used must be new, of good quality, and suitable for the marine environment.
- Material specifications must be submitted to the USCG for approval prior to installation.

6. Submittals:

The Contractor shall submit the following for review and approval:

- Detailed work plan, including a schedule, safety plan, and environmental protection plan.
- Drawings and calculations for the temporary support system.
- Material specifications for all materials to be used.
- Welding procedures and qualifications of welders.

- Shop drawings for fabricated components.
- Corrosion protection plan.
- As-built drawings upon completion of the work.

7. Inspection and Acceptance:

- The unit will inspect the work at various stages to ensure compliance with this SOW.
- The Contractor shall notify the [Client/Engineer] at least 24 hours prior to any inspection.
- Final acceptance of the work will be contingent upon successful completion of all tasks and correction of any deficiencies.

8. Warranty:

The Contractor shall provide a warranty for 12 months

9. Payment Schedule:

To be determined by the contracting officer (KO)

CONTRACTOR SECURITY REQUIREMENTS: The Contractor shall provide a list of all on-site personnel, including sub-contractors (including second and third-tier subcontractors) and suppliers, to the Contracting Officer. The contractor shall update this list when changes occur. Contractor personnel not listed may be denied access to the Coast Guard facility. Contractor personnel will be restricted to designated working areas. Any personnel violating this policy may lose access to the Coast Guard facility. Contractor personnel shall have photo identification at all times while working on Coast Guard facilities. Contractor and delivery personnel may be required to present personal photo identification to gain access to a Coast Guard installation. If identification does not indicate United States citizenship, Coast Guard Security may require proof of the legal right to work in the United States. Contractor and delivery personnel also may be subjected to an immigration status and outstanding criminal warrants check.

The Real ID Act of 2005 established minimum security standards for license issuance and production and prohibits Federal agencies from accepting, for certain purposes, driver's licenses and identification cards from states not meeting the Act's minimum standards. Anyone requiring access to a military facility under this contract, including subcontractors, who holds a driver's license from any state without approved licenses will be required to provide identification other than that driver's license to gain access. Government IDs annotated with “Federal Limits Apply” will not be accepted for access purposes.

It is the responsibility of the Contractor to ensure that their personnel have federally acceptable personal photo identification and comply with any other requirements for base access.

Contractors shall provide the Contracting Officer's Technical Representative with 24 hours of advance notice of every delivery to the site (e.g., concrete, lumber, parts, etc.) and provide the company name, delivery person, and phone number of the firm(s) making deliveries. All vehicle access to government property requires vehicle registration and proof of liability insurance. Otherwise access to the Coast Guard facility may be denied.

CONTINUITY OF FACILITIES OPERATION: Schedule work to minimize interference with the facilities normal operations. Notify the Contracting Officer and the site contact 3 business days in advance of any shutdowns. Perform all on-site work, including deliveries, between the hours of 7:00 AM and 4:00 PM, Monday through Friday (Federal Holidays excluded), unless otherwise approved by the Contracting Officer and the Unit Commanding Officer.

NOTIFICATION OF START AND COMPLETION OF WORK: The Contractor shall notify the Contracting Officer in writing five (5) business days in advance of the date he intends to commence work, and five (5) business days prior to the date that work will be ready for final inspection.

RECYCLING AND DISPOSAL OF REFUSE: Refuse and excess or waste materials resulting from construction operations shall become the property of the Contractor and the Contractor shall recycle reuse and/or salvage to the maximum extent feasible construction, demolition, and land clearing waste. Disposal shall be off Government property in accordance with federal, state, and local laws and regulations.

REGIONAL MATERIALS: The contractor shall make all attempts to maximize the procurement of materials within a 250-mile radius of the project site.

SAFETY: During the execution of this contract, the Contractor shall conform to the rules and regulations as set forth by OSHA. The contractor shall provide barriers, temporary fencing, trench covers, etc. wherever work could cause injury to workers, visitors, Coast Guard personnel, or dependents.

PROTECTED WORK ENVIRONMENT: The contractor shall maintain a safe and healthy work environment for employees, subcontractors, suppliers and occupants in the areas where work is performed. Contractor shall not allow introduction into the work areas or the air surrounding the work areas any chemical or biological contaminants whether or not visible or detectable by sight or smell that are known to cause or increase the potential for

harm to personal health. Contractor shall prohibit anyone from entering the work area who has been exposed to or has contracted a communicable disease which can be passed through physical contact or airborne particulates. Contractor shall comply with all federal, state and local health agency instructions for responses to known threats to personal health. Smoking or vaping shall only be permitted in areas specifically designated by the Station Commander.

CONSTRUCTION INSPECTION REQUIREMENTS: Construction inspection is the responsibility of the contractor. This responsibility, established by FAR 52.246-12, requires that the contractor maintain an adequate inspection system and perform such inspection as will ensure that the work performed under the contract conforms to contract requirements. The contractor shall maintain inspection and test records and make them available to the Contracting Officer. The government reserves the right to inspect and test any phase of the work at all reasonable times without relieving the contractor of any responsibility for contract compliance.

TEMPORARY FACILITIES:

A. STORAGE: The location for exterior stock piling of materials is shown on the drawing. The Contractor shall be responsible for protecting materials stockpiled against weather, damage, theft, and other risks of loss. The Coast Guard assumes no responsibility for material or equipment left in the storage area.

B. SANITARY FACILITIES: There are no toilet facilities available for Contractor use at the job site. The Contractor shall provide his own facilities, including hand washing facilities.

C. WATER AND ELECTRICITY: Water and 120V electricity are available at no cost to the Contractor. Cost of these utility connections and disconnections shall be the responsibility of the Contractor.

Personnel using extension cords to bring power from another location to construction, maintenance, remodeling, etc., shall employ portable ground fault circuit interrupters (GFCI), even if connecting to building wiring.

D. TELEPHONE: No telephone service is available for contractor use.

EXISTING UTILITIES: Utility locations shown are approximate. The Contractor shall field verify all utility locations. This shall include but not be limited to the use of sonic, electronic or magnetic detection devices, by noting pull box and utility box locations at the surface, and by potholing. Contractors shall be responsible for repairing any utilities damaged during construction at no additional cost to the Government.

10. Work Site Pictures:



Left side brow attachment point

Left side brow attachment

Right side brow attachment



right side brow pin view



left side brow attachment

Right side brow attachment/bracket