U.S. DEPARTMENT OF VETERANS AFFAIRS

MICHAEL E. DEBAKEY VA MEDICAL CENTER
2002 HOLCOMBE BLVD.
HOUSTON, TX 77030

REPLACE/UPGRADE CAMPUS OVERHEAD PAGING SYSTEM

VA PROJECT NUMBER: 580-25-101

100% BID DOCUMENTS

LOCATION PLAN

AREA PLAN

SHEET INDEX

SEQUENCE	NUMBER	SHEET NAME
[01] GENERAL		
1	GI000	COVER SHEET
2	GI001	GENERAL INFORMATION
3	GI002	ICRA CONSTRUCTION DETAILS
4	GI003	PHASING PLAN
4		
[02] ENVIRONMENTAL		
5	H1000	BUILDING 100 - ENVIRONMENTAL HAZARDS AND ABATEMENT - 1
6	H1001	BUILDING 100 - ENVIRONMENTAL HAZARDS AND ABATEMENT - 2
7	H1002	BUILDING 100 - ENVIRONMENTAL HAZARDS AND ABATEMENT - 3
8	H1003	BUILDING 100 - ENVIRONMENTAL HAZARDS AND ABATEMENT - 4
9	H1031	BUILDING 103 - LEVEL 1 - ENVIRONMENTAL HAZARDS AND ABATEMENT
10	H1041	BUILDINGS 104 & 105 - LEVEL 1 - ENVIRONMENTAL HAZARDS AND ABATEMENT
11	H1081	BUILDING 108 - LEVEL 1 - ENVIRONMENTAL HAZARDS AND ABATEMENT
12	H108A	BUILDING 108A - LEVELS 1 & 2 - ENVIRONMENTAL HAZARDS AND ABATEMENT
13	H1091	BUILDING 109 - LEVEL 1 - ENVIRONMENTAL HAZARDS AND ABATEMENT
14	H1101	BUILDING 110 - LEVEL 1 - ENVIRONMENTAL HAZARDS AND ABATEMENT
15	H1201	BUILDING 120 - LEVEL 1 - ENVIRONMENTAL HAZARDS AND ABATEMENT
16	H1231	BUILDING 123 - LEVEL 1 - ENVIRONMENTAL HAZARDS AND ABATEMENT
17	H1251	BUILDING 125 - LEVEL 1 - ENVIRONMENTAL HAZARDS AND ABATEMENT
18	H1F11	FISHER HOUSES 1, 2, & 3 - ENVIRONMENTAL HAZARDS AND ABATEMENT
14		
[03] ARCHITECTURAL		
19	AS001	ARCHITECTURAL SITE PLAN
20	A-101	REFERENCE PLAN - BUILDING 100- BASEMENT LEVEL
21	A-102	REFERENCE PLAN - BUILDING 100 - LEVEL 1
22	A-103	REFERENCE PLAN - BUILDING 100 - LEVEL 2
23	A-104	REFERENCE PLAN - BUILDING 100 - LEVEL 3
24	A-105	REFERENCE PLAN - BUILDING 100 - LEVEL 4
25	A-106	REFERENCE PLAN - BUILDING 100 - LEVEL 5
26	A-107	REFERENCE PLAN - BUILDING 100- LEVEL 6
27	A-108	REFERENCE PLAN - BUILDING 100 - LEVEL 7
28	A-109	REFERENCE PLANS - BUILDINGS 103, 104 & 105
29	A-110	REFERENCE PLANS - BUILDINGS 108 & 108A - LEVEL 1 & 2
30	A-111	REFERENCE PLANS - BUILDING 109 - BASEMENT LEVEL, LEVELS 1 & 2
31	A-112	REFERENCE PLANS - BUILDING 110 - BASEMENT & LEVEL 1
32	A-113	REFERENCE PLANS - BUILDING 110 - LEVELS 2 & 3
33	A-114	REFERENCE PLAN - BUILDINGS 120, 123, & 125 - LEVELS 1 & 2
34	A-115	REFERENCE PLANS - FISHER HOUSE #1, #2, & #3 - LEVELS 1 & 2
16		
[04] FIRE PROTECTION		
35	FA001	FIRE ALARM NOTES MATRIX AND RISER DIAGRAM
1		
[06] TELECOMM		
36	T-001	TELECOMMUNICATIONS COVER SHEET
37	T-010	TELECOMMUNICATIONS SITE PLAN
38	TN101	TELECOMMUNICATIONS REFERENCE PLAN - BUILDING 100- BASEMENT LEVEL
39	TN102	TELECOMMUNICATIONS REFERENCE PLAN - BUILDING 100 - LEVEL 1
40	TN103	TELECOMMUNICATIONS REFERENCE PLAN - BUILDING 100 - LEVEL 2
41	TN104	TELECOMMUNICATIONS REFERENCE PLAN - BUILDING 100 - LEVEL 3
42	TN105	TELECOMMUNICATIONS REFERENCE PLAN - BUILDING 100 - LEVEL 4
43	TN106	TELECOMMUNICATIONS REFERENCE PLAN - BUILDING 100 - LEVEL 5
44	TN107	TELECOMMUNICATIONS REFERENCE PLAN - BUILDING 100- LEVEL 6
45	TND201	TELECOMMUNICATIONS DEMOLITION PLANS - BUILDING 100 - BASEMENT LEVEL - AREA A
46	TND202	TELECOMMUNICATIONS DEMOLITION PLANS - BUILDING 100 - BASEMENT LEVEL - AREA B
47	TND203	TELECOMMUNICATIONS DEMOLITION PLANS - BUILDING 100 - BASEMENT LEVEL - AREA C
48	TND204	TELECOMMUNICATIONS DEMOLITION PLANS - BUILDING 100 - BASEMENT LEVEL - AREA D
49	TND205	TELECOMMUNICATIONS DEMOLITION PLANS - BUILDING 100 - BASEMENT LEVEL - AREA E
50	TND208	TELECOMMUNICATIONS DEMOLITION PLANS - BUILDING 100 - BASEMENT LEVEL - AREA H
51	TND206	TELECOMMUNICATIONS DEMOLITION PLANS - BUILDING 100 - BASEMENT LEVEL - AREA F
52	TND207	TELECOMMUNICATIONS DEMOLITION PLANS - BUILDING 100 - BASEMENT LEVEL - AREA G

SHEET INDEX

SEQUENCE	NUMBER	SHEET NAME
53	TND209	TELECOMMUNICATIONS DEMOLITION PLANS - BUILDING 100 - BASEMENT LEVEL - AREA J
54	TND210	TELECOMMUNICATIONS DEMOLITION PLANS - BUILDING 100 - BASEMENT LEVEL - AREA K
55	TND211	TELECOMMUNICATIONS DEMOLITION PLANS - BUILDING 100 - BASEMENT LEVEL - AREA L
56	TND212	TELECOMMUNICATIONS DEMOLITION PLANS - BUILDING 100 - BASEMENT LEVEL - AREA N
57	TND213	TELECOMMUNICATIONS DEMOLITION PLANS - BUILDING 100 - LEVEL 1 - AREA A
58	TND214	TELECOMMUNICATIONS DEMOLITION PLANS - BUILDING 100 - LEVEL 1 - AREA B
59	TND215	TELECOMMUNICATIONS DEMOLITION PLANS - BUILDING 100 - LEVEL 1 - AREA C
60	TND216	TELECOMMUNICATIONS DEMOLITION PLANS - BUILDING 100 - LEVEL 1 - AREA D
61	TND217	TELECOMMUNICATIONS DEMOLITION PLANS - BUILDING 100 - LEVEL 1 - AREA E
62	TND218	TELECOMMUNICATIONS DEMOLITION PLANS - BUILDING 100 - LEVEL 1 - AREA F
63	TND219	TELECOMMUNICATIONS DEMOLITION PLANS - BUILDING 100 - LEVEL 1 - AREA G
64	TND220	TELECOMMUNICATIONS DEMOLITION PLANS - BUILDING 100 - LEVEL 1 - AREA H
65	TND221	TELECOMMUNICATIONS DEMOLITION PLANS - BUILDING 100 - LEVEL 1 - AREA J
66	TND222	TELECOMMUNICATIONS DEMOLITION PLANS - BUILDING 100 - LEVEL 1 - AREA K
67	TND223	TELECOMMUNICATIONS DEMOLITION PLANS - BUILDING 100 - LEVEL 1 - AREA L
68	TND224	TELECOMMUNICATIONS DEMOLITION PLANS - BUILDING 100 - LEVEL 1 - AREA M
69	TND225	TELECOMMUNICATIONS DEMOLITION PLANS - BUILDING 100 - LEVEL 1 - AREA N
70	TND226	TELECOMMUNICATIONS DEMOLITION PLANS - BUILDING 100 - LEVEL 1 - AREA P
71	TND227	TELECOMMUNICATIONS DEMOLITION PLANS - BUILDING 100 - LEVEL 2 - AREA A
72	TND228	TELECOMMUNICATIONS DEMOLITION PLANS - BUILDING 100 - LEVEL 2 - AREA B
73	TND229	TELECOMMUNICATIONS DEMOLITION PLANS - BUILDING 100 - LEVEL 2 - AREA C
74	TND230	TELECOMMUNICATIONS DEMOLITION PLANS - BUILDING 100 - LEVEL 2 - AREA D
75	TND231	TELECOMMUNICATIONS DEMOLITION PLANS - BUILDING 100 - LEVEL 2 - AREA E
76	TND232	TELECOMMUNICATIONS DEMOLITION PLANS - BUILDING 100 - LEVEL 2 - AREA F
77	TND233	TELECOMMUNICATIONS DEMOLITION PLANS - BUILDING 100 - LEVEL 2 - AREA G
78	TND234	TELECOMMUNICATIONS DEMOLITION PLANS - BUILDING 100 - LEVEL 2 - AREA H
79	TND235	TELECOMMUNICATIONS DEMOLITION PLANS - BUILDING 100 - LEVEL 2 - AREA J
80	TND236	TELECOMMUNICATIONS DEMOLITION PLANS - BUILDING 100 - LEVEL 2 - AREA K
81	TND237	TELECOMMUNICATIONS DEMOLITION PLANS - BUILDING 100 - LEVEL 2 - AREA L
82	TND238	TELECOMMUNICATIONS DEMOLITION PLANS - BUILDING 100 - LEVEL 2 - AREA N
83	TND239	TELECOMMUNICATIONS DEMOLITION PLANS - BUILDING 100 - LEVEL 3 - AREA A
84	TND240	TELECOMMUNICATIONS DEMOLITION PLANS - BUILDING 100 - LEVEL 3 - AREA B
85	TND241	TELECOMMUNICATIONS DEMOLITION PLANS - BUILDING 100 - LEVEL 3 - AREA C
86	TND242	TELECOMMUNICATIONS DEMOLITION PLANS - BUILDING 100 - LEVEL 3 - AREA D
87	TND243	TELECOMMUNICATIONS DEMOLITION PLANS - BUILDING 100 - LEVEL 3 - AREA E
88	TND244	TELECOMMUNICATIONS DEMOLITION PLANS - BUILDING 100 - LEVEL 3 - AREA F
89	TND245	TELECOMMUNICATIONS DEMOLITION PLANS - BUILDING 100 - LEVEL 3 - AREA G
90	TND246	TELECOMMUNICATIONS DEMOLITION PLANS - BUILDING 100 - LEVEL 3 - AREA H
91	TND247	TELECOMMUNICATIONS DEMOLITION PLANS - BUILDING 100 - LEVEL 3 - AREA J
92	TND248	TELECOMMUNICATIONS DEMOLITION PLANS - BUILDING 100 - LEVEL 3 - AREA K
93	TND249	TELECOMMUNICATIONS DEMOLITION PLANS - BUILDING 100 - LEVEL 3 - AREA L
94	TND250	TELECOMMUNICATIONS DEMOLITION PLANS - BUILDING 100 - LEVEL 4 - AREA A
95	TND251	TELECOMMUNICATIONS DEMOLITION PLANS - BUILDING 100 - LEVEL 4 - AREA B
96	TND252	TELECOMMUNICATIONS DEMOLITION PLANS - BUILDING 100 - LEVEL 4 - AREA C
97	TND253	TELECOMMUNICATIONS DEMOLITION PLANS - BUILDING 100 - LEVEL 4 - AREA D
98	TND254	TELECOMMUNICATIONS DEMOLITION PLANS - BUILDING 100 - LEVEL 4 - AREA E
99	TND255	TELECOMMUNICATIONS DEMOLITION PLANS - BUILDING 100 - LEVEL 4 - AREA F
100	TND256	TELECOMMUNICATIONS DEMOLITION PLANS - BUILDING 100 - LEVEL 4 - AREA G
101	TND257	TELECOMMUNICATIONS DEMOLITION PLANS - BUILDING 100 - LEVEL 4 - AREA H
102	TND258	TELECOMMUNICATIONS DEMOLITION PLANS - BUILDING 100 - LEVEL 4 - AREA K
103	TND259	TELECOMMUNICATIONS DEMOLITION PLANS - BUILDING 100 - LEVEL 4 - AREA L
104	TND260	TELECOMMUNICATIONS DEMOLITION PLANS - BUILDING 100 - LEVEL 5 - AREA A
105	TND261	TELECOMMUNICATIONS DEMOLITION PLANS - BUILDING 100 - LEVEL 5 - AREA B
106	TND262	TELECOMMUNICATIONS DEMOLITION PLANS - BUILDING 100 - LEVEL 5 - AREA C
107	TND263	TELECOMMUNICATIONS DEMOLITION PLANS - BUILDING 100 - LEVEL 5 - AREA D
108	TND264	TELECOMMUNICATIONS DEMOLITION PLANS - BUILDING 100 - LEVEL 5 - AREA E
109	TND265	TELECOMMUNICATIONS DEMOLITION PLANS - BUILDING 100 - LEVEL 5 - AREA F
110	TND266	TELECOMMUNICATIONS DEMOLITION PLANS - BUILDING 100 - LEVEL 5 - AREA G
111	TND267	TELECOMMUNICATIONS DEMOLITION PLANS - BUILDING 100 - LEVEL 5 - AREA H
112	TND268	TELECOMMUNICATIONS DEMOLITION PLANS - BUILDING 100 - LEVEL 5 - AREA K
113	TND269	TELECOMMUNICATIONS DEMOLITION PLANS - BUILDING 100 - LEVEL 6 - AREA A
114	TND270	TELECOMMUNICATIONS DEMOLITION PLANS - BUILDING 100 - LEVEL 6 - AREA B
115	TND271	TELECOMMUNICATIONS DEMOLITION PLANS - BUILDING 100 - LEVEL 6 - AREA C
116	TND272	TELECOMMUNICATIONS DEMOLITION PLANS - BUILDING 100 - LEVEL 6 - AREA D

SHEET INDEX

SEQUENCE	NUMBER	SHEET NAME
117	TND273	TELECOMMUNICATIONS DEMOLITION PLANS - BUILDING 100 - LEVEL 6 - AREA E
118	TND274	TELECOMMUNICATIONS DEMOLITION PLANS - BUILDING 100 - LEVEL 6 - AREA F
119	TND275	TELECOMMUNICATIONS DEMOLITION PLANS - BUILDING 100 - LEVEL 6 - AREA G
120	TND276	TELECOMMUNICATIONS DEMOLITION PLANS - BUILDING 100 - LEVEL 6 - AREA H
121	TND277	TELECOMMUNICATIONS DEMOLITION PLANS - BUILDING 100 - LEVEL 6 - AREA K
122	TN108	TELECOMMUNICATIONS PLANS - BUILDINGS 103, 104 & 105
123	TN109	TELECOMMUNICATIONS PLANS - BUILDINGS 108 & 108A - LEVEL 1 & 2
124	TN110	TELECOMMUNICATIONS PLANS - BUILDING 109 - BASEMENT LEVEL, LEVELS 1 & 2
125	TN111	TELECOMMUNICATIONS PLANS - BUILDING 110 - BASEMENT & LEVEL 1
126	TN112	TELECOMMUNICATIONS PLANS - BUILDING 110 - LEVELS 2 & 3
127	TN113	TELECOMMUNICATIONS PLAN - BUILDINGS 120 & 125 - LEVELS 1 & 2
128	TN114	TELECOMMUNICATIONS PLANS - FISHER HOUSE #1, #2, & #3 - LEVELS 1 & 2
129	TN201	TELECOMMUNICATIONS PLANS - BUILDING 100 - BASEMENT LEVEL - AREA A
130	TN202	TELECOMMUNICATIONS PLANS - BUILDING 100 - BASEMENT LEVEL - AREA B
131	TN203	TELECOMMUNICATIONS PLANS - BUILDING 100 - BASEMENT LEVEL - AREA C
132	TN204	TELECOMMUNICATIONS PLANS - BUILDING 100 - BASEMENT LEVEL - AREA D
133	TN205	TELECOMMUNICATIONS PLANS - BUILDING 100 - BASEMENT LEVEL - AREA E
134	TN206	TELECOMMUNICATIONS PLANS - BUILDING 100 - BASEMENT LEVEL - AREA F
135	TN207	TELECOMMUNICATIONS PLANS - BUILDING 100 - BASEMENT LEVEL - AREA G
136	TN208	TELECOMMUNICATIONS PLANS - BUILDING 100 - BASEMENT LEVEL - AREA H
137	TN209	TELECOMMUNICATIONS PLANS - BUILDING 100 - BASEMENT LEVEL - AREA J
138	TN210	TELECOMMUNICATIONS PLANS - BUILDING 100 - BASEMENT LEVEL - AREA K
139	TN211	TELECOMMUNICATIONS PLANS - BUILDING 100 - BASEMENT LEVEL - AREA L
140	TN212	TELECOMMUNICATIONS PLANS - BUILDING 100 - BASEMENT LEVEL - AREA N
141	TN213	TELECOMMUNICATIONS PLANS - BUILDING 100 - LEVEL 1 - AREA A
142	TN214	TELECOMMUNICATIONS PLANS - BUILDING 100 - LEVEL 1 - AREA B
143	TN215	TELECOMMUNICATIONS PLANS - BUILDING 100 - LEVEL 1 - AREA C
144	TN216	TELECOMMUNICATIONS PLANS - BUILDING 100 - LEVEL 1 - AREA D
145	TN217	TELECOMMUNICATIONS PLANS - BUILDING 100 - LEVEL 1 - AREA E
146	TN218	TELECOMMUNICATIONS PLANS - BUILDING 100 - LEVEL 1 - AREA F
147	TN219	TELECOMMUNICATIONS PLANS - BUILDING 100 - LEVEL 1 - AREA G
148	TN220	TELECOMMUNICATIONS PLANS - BUILDING 100 - LEVEL 1 - AREA H
149	TN221	TELECOMMUNICATIONS PLANS - BUILDING 100 - LEVEL 1 - AREA J
150	TN222	TELECOMMUNICATIONS PLANS - BUILDING 100 - LEVEL 1 - AREA K
151	TN223	TELECOMMUNICATIONS PLANS - BUILDING 100 - LEVEL 1 - AREA L
152	TN224	TELECOMMUNICATIONS PLANS - BUILDING 100 - LEVEL 1 - AREA M
153	TN225	TELECOMMUNICATIONS PLANS - BUILDING 100 - LEVEL 1 - AREA N
155	TN227	TELECOMMUNICATIONS PLANS - BUILDING 100 - LEVEL 2 - AREA A
154	TN226	TELECOMMUNICATIONS PLANS - BUILDING 100 - LEVEL 1 - AREA P
156	TN228	TELECOMMUNICATIONS PLANS - BUILDING 100 - LEVEL 2 - AREA B
157	TN229	TELECOMMUNICATIONS PLANS - BUILDING 100 - LEVEL 2 - AREA C
158	TN230	TELECOMMUNICATIONS PLANS - BUILDING 100 - LEVEL 2 - AREA D
159	TN231	TELECOMMUNICATIONS PLANS - BUILDING 100 - LEVEL 2 - AREA E
160	TN232	TELECOMMUNICATIONS PLANS - BUILDING 100 - LEVEL 2 - AREA F
161	TN233	TELECOMMUNICATIONS PLANS - BUILDING 100 - LEVEL 2 - AREA G
162	TN234	TELECOMMUNICATIONS PLANS - BUILDING 100 - LEVEL 2 - AREA H
163	TN235	TELECOMMUNICATIONS PLANS - BUILDING 100 - LEVEL 2 - AREA J
164	TN236	TELECOMMUNICATIONS PLANS - BUILDING 100 - LEVEL 2 - AREA K
165	TN237	TELECOMMUNICATIONS PLANS - BUILDING 100 - LEVEL 2 - AREA L
166	TN238	TELECOMMUNICATIONS PLANS - BUILDING 100 - LEVEL 2 - AREA N
167	TN239	TELECOMMUNICATIONS PLANS - BUILDING 100 - LEVEL 3 - AREA A
168	TN240	TELECOMMUNICATIONS PLANS - BUILDING 100 - LEVEL 3 - AREA B
169	TN241	TELECOMMUNICATIONS PLANS - BUILDING 100 - LEVEL 3 - AREA C
170	TN242	TELECOMMUNICATIONS PLANS - BUILDING 100 - LEVEL 3 - AREA D
171	TN243	TELECOMMUNICATIONS PLANS - BUILDING 100 - LEVEL 3 - AREA E
172	TN244	TELECOMMUNICATIONS PLANS - BUILDING 100 - LEVEL 3 - AREA F
173	TN245	TELECOMMUNICATIONS PLANS - BUILDING 100 - LEVEL 3 - AREA G
174	TN246	TELECOMMUNICATIONS PLANS - BUILDING 100 - LEVEL 3 - AREA H
175	TN247	TELECOMMUNICATIONS PLANS - BUILDING 100 - LEVEL 3 - AREA J
176	TN248	TELECOMMUNICATIONS PLANS - BUILDING 100 - LEVEL 3 - AREA K
177	TN249	TELECOMMUNICATIONS PLANS - BUILDING 100 - LEVEL 3 - AREA L
178	TN250	TELECOMMUNICATIONS PLANS - BUILDING 100 - LEVEL 4 - AREA A
179	TN251	TELECOMMUNICATIONS PLANS - BUILDING 100 - LEVEL 4 - AREA B
180	TN252	TELECOMMUNICATIONS PLANS - BUILDING 100 - LEVEL 4 - AREA C
181	TN253	TELECOMMUNICATIONS PLANS - BUILDING 100 - LEVEL 4 - AREA D
182	TN254	TELECOMMUNICATIONS PLANS - BUILDING 100 - LEVEL 4 - AREA E
183	TN255	TELECOMMUNICATIONS PLANS - BUILDING 100 - LEVEL 4 - AREA F

SHEET INDEX

SEQUENCE	NUMBER	SHEET NAME
184	TN256	TELECOMMUNICATIONS PLANS - BUILDING 100 - LEVEL 4 - AREA G
185	TN257	TELECOMMUNICATIONS PLANS - BUILDING 100 - LEVEL 4 - AREA H
186	TN259	TELECOMMUNICATIONS PLANS - BUILDING 100 - LEVEL 4 - AREA L
187	TN258	TELECOMMUNICATIONS PLANS - BUILDING 100 - LEVEL 4 - AREA K
188	TN260	TELECOMMUNICATIONS PLANS - BUILDING 100 - LEVEL 5 - AREA A
189	TN261	TELECOMMUNICATIONS PLANS - BUILDING 100 - LEVEL 5 - AREA B
190	TN262	TELECOMMUNICATIONS PLANS - BUILDING 100 - LEVEL 5 - AREA C
191	TN263	TELECOMMUNICATIONS PLANS - BUILDING 100 - LEVEL 5 - AREA D
192	TN264	TELECOMMUNICATIONS PLANS - BUILDING 100 - LEVEL 5 - AREA E
193	TN265	TELECOMMUNICATIONS PLANS - BUILDING 100 - LEVEL 5 - AREA F
194	TN266	TELECOMMUNICATIONS PLANS - BUILDING 100 - LEVEL 5 - AREA G
195	TN267	TELECOMMUNICATIONS PLANS - BUILDING 100 - LEVEL 5 - AREA H
196	TN268	TELECOMMUNICATIONS PLANS - BUILDING 100 - LEVEL 5 - AREA K
197	TN269	TELECOMMUNICATIONS PLANS - BUILDING 100 - LEVEL 6 - AREA A
198	TN270	TELECOMMUNICATIONS PLANS - BUILDING 100 - LEVEL 6 - AREA B
199	TN271	TELECOMMUNICATIONS PLANS - BUILDING 100 - LEVEL 6 - AREA C
200	TN272	TELECOMMUNICATIONS PLANS - BUILDING 100 - LEVEL 6 - AREA D
201	TN273	TELECOMMUNICATIONS PLANS - BUILDING 100 - LEVEL 6 - AREA E
202	TN274	TELECOMMUNICATIONS PLANS - BUILDING 100 - LEVEL 6 - AREA F
203	TN275	TELECOMMUNICATIONS PLANS - BUILDING 100 - LEVEL 6 - AREA G
204	TN276	TELECOMMUNICATIONS PLANS - BUILDING 100 - LEVEL 6 - AREA H
205	TN277	TELECOMMUNICATIONS PLANS - BUILDING 100 - LEVEL 6 - AREA K
206	TN401	TELECOMMUNICATIONS ENLARGED PLANS - BUILDING 100 - BASEMENT LEVEL
207	TN402	TELECOMMUNICATIONS ENLARGED PLANS - BUILDING 100 - BASEMENT LEVEL
208	TN403	TELECOMMUNICATIONS ENLARGED PLANS - BUILDING 100 - BASEMENT LEVEL
209	TN404	TELECOMMUNICATIONS ENLARGED PLANS - BUILDING 100 - LEVEL 1
210	TN405	TELECOMMUNICATIONS ENLARGED PLANS - BUILDING 100 - LEVEL 1
211	TN406	TELECOMMUNICATIONS ENLARGED PLANS - BUILDING 100 - LEVEL 1
212	TN407	TELECOMMUNICATIONS ENLARGED PLANS - BUILDING 100 - LEVEL 2
213	TN408	TELECOMMUNICATIONS ENLARGED PLANS - BUILDING 100 - LEVEL 2
214	TN409	TELECOMMUNICATIONS ENLARGED PLANS - BUILDING 100 - LEVEL 2
215	TN410	TELECOMMUNICATIONS ENLARGED PLANS - BUILDING 100 - LEVEL 3
216	TN411	TELECOMMUNICATIONS ENLARGED PLANS - BUILDING 100 - LEVEL 3
217	TN412	TELECOMMUNICATIONS ENLARGED PLANS - BUILDING 100 - LEVEL 3
218	TN413	TELECOMMUNICATIONS ENLARGED PLANS - BUILDING 100 - LEVEL 4
219	TN414	TELECOMMUNICATIONS ENLARGED PLANS - BUILDING 100 - LEVEL 4
220	TN415	TELECOMMUNICATIONS ENLARGED PLANS - BUILDING 100 - LEVEL 4
221	TN416	TELECOMMUNICATIONS ENLARGED PLANS - BUILDING 100 - LEVEL 5
222	TN417	TELECOMMUNICATIONS ENLARGED PLANS - BUILDING 100 - LEVEL 5
223	TN418	TELECOMMUNICATIONS ENLARGED PLANS - BUILDING 100 - LEVEL 5
224	TN419	TELECOMMUNICATIONS ENLARGED PLANS - BUILDING 100 - LEVEL 6
225	TN420	TELECOMMUNICATIONS ENLARGED PLANS - BUILDING 100 - LEVEL 6
226	TN501	TELECOMMUNICATIONS DETAILS
227	TN502	TELECOMMUNICATIONS DETAILS
228	TN601	CAMPUS BACKBONE RISER DIAGRAMS
229	TN602	BUILDING 100 PUBLIC ADDRESS RISER - MECH BAYS #1 - #6
230	TN603	BUILDING 100 PUBLIC ADDRESS RISER - MECH BAYS #7 - #12
231	TN604	BUILDINGS 103, 104 & 105, 108, 108A, 109, 110, 120, 125 AND FISHER HOUSE 1, 2, & 3 PUBLIC ADDRESS RISERS
196		

TOTAL SHEETS: 231

FULLY SPRINKLERED

100% BID DOCUMENTS

No.	REVISION DESCRIPTION	DATE

CONSULTANTS:

ARCHITECT
SPUR DESIGN
312 SW 25TH STREET
OKLAHOMA CITY, OK 73109
(405) 842-6100

MECH / ELEC / PLUMB / TELECOM
SPUR DESIGN
2519 MADISON AVE., STE 100
KANSAS CITY, MO 64108
(913) 369-7200

FIRE PROTECTION ENGINEER
RATED ENGINEERING
609 S. KELLY AVENUE, STE H2
EDMOND, OK 73003
(405) 210-5814

INDUSTRIAL HYGENIST
RIVERFRONT SAFETY & HEALTH
11140 S TOWNE SQUARE, STE 100
ST. LOUIS, MO 63123
(314) 917-0148

PHYSICAL SECURITY
FORCE PROTECT
10901 FRONT BEACH RD, UNIT 1415
PANAMA CITY BEACH, FL 32407
(502) 836-4232

ENGINEER: H2B #: 23-133

H2B, INC.
1225 NORTH LOOP WEST, # 800
HOUSTON, TEXAS 77008
(713) 864-2900

TEXAS FIRM REGISTRATION #: 8856

STAMP:
REGISTERED ARCHITECT BRITTNEY JACKSON 32226 STATE OF TEXAS
07/21/2025

Drawing Title
COVER SHEET

VA Health Care System Approval:

Project Title
REPLACE/UPGRADE CAMPUS OVERHEAD PAGING SYSTEM

Location: MICHAEL E. DEBAKEY VAMC, 2002 HOLCOMBE BLVD, HOUSTON, TX 77030

Date: **07/21/2025** | Checked: AJS | Drawn: CAB

Project Number: **580-25-101**

Building Number:

Drawing Number: **GI000**

Drawing # 1 OF 231

Veterans Health Administration

VA | U.S. Department of Veterans Affairs

7/15/2025 1:23:25 PM

VA FORM 08-6231

ABBREVIATIONS

A	
ACB	ACOUSTIC CEILING BAFFLE
ACP	ACOUSTIC CEILING PANEL
ACST	ACOUSTIC
ADA	AMERICANS WITH DISABILITIES ACT
ACT	ACOUSTICAL CEILING TILE
ADDL	ADDITIONAL
ADDN	ADDITION
ADJ	ADJACENT, ADJOINING, OR ADJUSTABLE
ADMIN	ADMINISTRATION
AE	ARCHITECT/ENGINEER
AF	ACCESS FLOORING
AFF	ABOVE FINISHED FLOOR
AFG	ABOVE FINISHED GRADE
AHJ	AUTHORITY HAVING JURISDICTION
AIA	AMERICAN INSTITUTE OF ARCHITECTS
ALT	ALTERNATE
ALT NO	ALTERNATE NUMBER
ALUM	ALUMINIUM (TRIM)
AMT	AMOUNT
APPROX	APPROXIMATE
ARCH	ARCHITECT
ASC	ABOVE SUSPENDED CEILING
AT	ACOUSTIC CEILING TILE
AVG	AVERAGE
B	
BD	BOARD
BG	BUMPER GUARD
BLDG	BUILDING
BLKG	BLOCKING
BLT IN	BUILT-IN
BOS	BOTTOM OF STEEL
BOT	BOTTOM
BRKT	BRACKET
BTWN	BETWEEN
C	
CAB	CABINET
CAV	CAVITY
CBB	CONCRETE BACKER BOARD
CD	CONSTRUCTION DOCUMENTS
CFM	CUBIC FEET PER MINUTE
CFS	CUBIC FEET PER SECOND
CG	CORNER GUARD
CH BD	CHALKBOARD
CIP	CAST-IN-PLACE
CJ	CONTROL JOINT
CL	CENTERLINE
CLG	CEILING
CLG HT	CEILING HEIGHT
CLR	CLEAR
CMU	CONCRETE MASONRY UNIT
CO	CONTRACTING OFFICER
COL	COLUMN
COMM	COMMUNICATION
CONC	CONCRETE
CONT	CONTINUOUS
COORD	COORDINATE
COR	CONTRACTING OFFICER'S REPRESENTATIVE
CP	CONTRACTOR PROVIDED
CC	CONTRACTOR PROVIDED / CONTRACTOR INSTALLED
CPT	CARPET/CARPET TILE
CS	CONCRETE SEALED
CSWK	CASEWORK
CT	CERAMIC TILE
CTB	CERAMIC TILE BASE
CTR	CENTER
CU FT	CUBIC FEET

D	
DBL	DOUBLE
DEMO	DEMOLITION
DEPT	DEPARTMENT
DET	DETAIL
DIA	DIAMETER
DIR	DIRECTION
DIST	DISTANCE
DOC	DOCUMENT
DR	DOOR
DS	DOWNSPOUT
DWG	DRAWING
DWP	DIMENSIONAL WALL PANEL
E	
EA	EACH
EJ	EXPANSION JOINT
EL	ELEVATION
ELEV	ELEVATOR
ENTR	ENTRANCE
EPY	EPOXY FLOORING
EQ	EQUAL
ETR	EXISTING TO REMAIN
EX	EXISTING
EXP	EXPOSED
EXT	EXTERIOR
F	
FAB	FABRIC
FED	FEDERAL
FF	FINISH FACE
FF EL	FINISH FLOOR ELEVATION
FIN	FINISH
FIN BS	FINISH BOTH SIDES
FIN FLR	FINISH FLOOR
FIN GR	FINISH GRADE
FIXT	FIXTURE
FLDG	FOLDING
FLEX	FLEXIBLE
FLG	FLOORING
FLMT	FLUSH MOUNT
FLR	FLOOR
FOC	FACE OF CONCRETE
FOM	FACE OF MASONRY
FP	FIRE PROTECTION
FR	FIRE RESISTANT
FT	FEET
FTG	FOOTING
FV	FIELD VERIFY
FWC	FABRIC WALL COVERING
G	
GDR	GUARDRAIL
GL	GLASS/GLAZING
GRAN	GRANITE
GR FL	GROUND FLOOR
GT	GROUT
GSM	GALVANIZED SHEET METAL
GYP BD	GYPSUM BOARD
H	
HDW	HARDWARE
HEPA	HIGH EFFICIENCY PARTICULATE AIR (FILTER)
HM	HOLLOW METAL
HORIZ	HORIZONTAL
HR	HANDRAIL
HT	HEIGHT
I	
IBC	INTERNATIONAL BUILDING CODE
INSUL	INSULATION
INT	INTERIOR
ILO	IN LIEU OF
J	
J-BOX	JUNCTION BOX

L	
LAV	LAVATORY
LBS	POUND
LDG	LANDING
LF	LINEAR FEET (FOOT)
LIN	LINEAR
LN	LINOLEUM
LOC	LOCATION
LT	LIGHT
LVR	LOUVER
LVT	LUXURY VINYL TILE
M	
MAT	CARPET MAT / WALK-OFF MAT
MATL	MATERIAL
MAX	MAXIMUM
MECH	MECHANICAL
MEMB	MEMBRANE
MFR	MANUFACTURER
MID	MIDDLE
MIL STD	MILITARY STANDARD
MIN	MINIMUM
MISC	MISCELLANEOUS
MO	MASONRY OPENING
MOD	MODIFY
MTG	MOUNTING
MTL	METAL
MVBL	MOVABLE
N	
NA	NOT APPLICABLE
NIC	NOT IN CONTRACT
NO	NUMBER
NOM	NOMINAL
NTS	NOT TO SCALE
O	
OA	OVERALL
OC	ON CENTER
OD	OUTSIDE DIAMETER
OPNG	OPENING
OPP	OPPOSITE
OPR	OPERABLE
ORD	OVERFLOW ROOF DRAIN
ORIG	ORIGINAL
P	
P	PAINT
PA	PUBLIC ADDRESS
PBD	PARTICLE BOARD
PCF	POUNDS PER CUBIC FOOT
PCT	PERCENT
PERF	PERFORATED
PERIM	PERIMETER
PERP	PERPENDICULAR
PL	PROPERTY LINE
PLAM	PLASTIC LAMINATE
PLBG	PLUMBING
PNL	PANEL
PR	PAIR
PRB	PROFILE BASE
PRKG	PARKING
PSF	POUNDS PER SQUARE FOOT
PSI	POUNDS PER SQUARE INCH
PT	PORCELAIN TILE
PWR	POWER
Q	
QA	QUALITY ASSURANCE
QC	QUALITY CONTROL
QTY	QUANTITY

R	
RAF	RESILIENT ATHLETIC FLOORING
RB	RUBBER BASE/RESILIENT BASE
RCP	REFLECTED CEILING PLAN
RD	ROOF DRAIN
REC	RECESSED
REF	REFERENCE
REM	REMOVABLE
REP	REPAIR
REPL	REPLACE
REQ	REQUIRE
REQD	REQUIRED
RES	RESINOUS FLOORING
RES-W	RESINOUS / EPOXY WALL / CEILING
RF	RUBBER FLOORING
RFG	ROOFING
RM	ROOM
RO	ROUGH OPENING
RP	RESIN PANEL
RSF	RESILIENT SHEET FLOORING
RV	ROOF VENT
RWC	RIGID VINYL WALLCOVERING
S	
SC	SPECIALTY COATING
SD	STATIC DISSIPATIVE FLOORING/TILE
SCHED	SCHEDULE
SECT	SECTION
SF	SQUARE FOOT (FEET)
SGL	SINGLE
SIM	SIMILAR
SJ	SCORED JOINT
SLNT	SEALANT
SM	SHEET METAL
SPEC	SPECIFICATION
SQ	SQUARE
SQ IN	SQUARE INCH
SQ YD	SQUARE YARD
SS	SOLID SURFACE
ST	STONE
STD	STANDARD
STOR	STORAGE
SV	SHEET VINYL (ROLLED OR TILE)
T	
TEL	TELEPHONE
TEMP	TEMPORARY
TER	TERRAZZO
TOF	TOP OF FOOTING/ FOUNDATION
TOM	TOP OF MASONRY
TOS	TOP OF SLAB/ STEEL
U	
UNO	UNLESS NOTED OTHERWISE
UTIL	UTILITY
V	
VAR	VARIES
VC	VA PROVIDED / CONTRACTOR INSTALLED
VCT	VINYL COMPOSITION TILE
VFAT	VINYL-FACED ACOUSTICAL TILE
VP	VENEERED PLASTER
VT	VINYL TILE
VV	VA PROVIDED / VA INSTALLED
VWC	VINYL WALLCOVERING
VWF	VINYL WALL FABRIC
W	
W/	WITH
W/O	WITHOUT
WC	WATER CLOSET
WC	WHEELCHAIR
WD	WOOD
WFAB	WALL FABRIC
WPM	WATERPROOF MEMBRANE
WSF	WELDED SHEET FLOOR
X	
X BRACE	CROSS BRACE

MATERIALS LEGEND

- FIBERGLASS BATT INSULATION
- RIGID INSULATION
- CONCRETE / PRECAST CONCRETE
- EARTH / SOIL
- SAND, EIFS FINISH, OR PLASTER FINISH
- GYPSUM BOARD FINISH
- BRICK
- CONCRETE MASONRY UNIT
- STONE / CAST STONE
- GYPSUM BOARD SECTION
- EXTERIOR SHEATHING BOARD SECTION
- PLYWOOD SECTION

CODES STANDARDS AND EXECUTIVE ORDERS

PURPOSE: THE PUBLIC BUILDINGS AMENDMENT ACT OF 1988, PUBLIC LAW (PUB. L.) 100-678 REQUIRES FEDERAL AGENCIES TO FOLLOW NATIONAL RECOGNIZED "MODEL" BUILDING CODES. THE FEDERAL PARTICIPATION IN THE DEVELOPMENT AND USE OF VOLUNTARY STANDARDS, OFFICE OF MANAGEMENT AND BUDGET (OMB) CIRCULAR A-119, REQUIRES ALL EXECUTIVE AGENCIES TO RELY ON VOLUNTARY STANDARDS, BOTH DOMESTIC AND INTERNATIONAL, WHENEVER FEASIBLE, AND TO PARTICIPATE IN VOLUNTARY STANDARD BODIES.

GENERAL: VA HAS ADOPTED THE LATEST EDITION OF THE FOLLOWING CODES AND STANDARDS AS A MINIMUM FOR ALL PROJECTS PERFORMED IN THE MODERNIZATION, ALTERATION, ADDITION, OR IMPROVEMENT OF ITS REAL PROPERTY AND THE CONSTRUCTION OF NEW STRUCTURES. VA DESIGN MANUALS AND MASTER SPECIFICATIONS SPECIFY OTHER CODES AND STANDARDS THAT VA FOLLOWS ON ITS PROJECTS. REFERENCE RELEVANT ADDNEDA FOR EACH OF THE ADOPTED CODES AND STANDARDS:

- VA DIRECTIVES, DESIGN MANUALS, MASTER SPECIFICATIONS, VA NATIONAL CAD STANDARD APPLICATION GUIDE, AND OTHER GUIDANCE ON THE TECHNICAL INFORMATION LIBRARY (TIL) (HTTP://WWW.CFM.VA.GOV/TIL/).
- 2021 INTERNATIONAL BUILDING CODE (IBC) (ONLY WHEN SPECIFICALLY REFERENCED IN VA DESIGN DOCUMENTS, SEE NOTES BELOW)
- 2021 INTERNATIONAL EXISTING BUILDING CODE (IEBC) (IF APPLICABLE)
- 2021 NFPA 101 LIFE SAFETY CODE (SEE NOTES BELOW)
- 2022 NFPA 72 NATIONAL FIRE ALARM AND SIGNALING CODE
- 2021 NATIONAL FIRE CODES (NFPA)
- OCCUPATIONAL, SAFETY AND HEALTH ADMINISTRATION (OSHA) STANDARDS.
- 2023 VA SEISMIC DESIGN REQUIREMENTS, H-18-8
- 2021 INTERNATIONAL MECHANICAL CODE
- 2023 NATIONAL ELECTRICAL CODE (NEC), NFPA 70
- 2021 INTERNATIONAL PLUMBING CODE (IPC)
- 2019 SAFETY CODE FOR ELEVATORS AND ESCALATORS, AMERICAN SOCIETY OF MECHANICAL ENGINEERS (ASME) A 17.1.
- 2022 ARCHITECTURAL BARRIERS ACT (ABA) STANDARDS INCLUDING VA SUPPLEMENT, VA BARRIER FREE DESIGN STANDARD (PG-18-13)
- 2022 ANSI ICC A117.1 ACCESSIBLE AND USABLE BUILDINGS AND FACILITIES
- 2022 BUILDING CODE REQUIREMENTS FOR STRUCTURAL CONCRETE AND COMMENTARY, AMERICAN CONCRETE INSTITUTE AND COMMENTARY (ACI 318-19)
- 2017 STEEL CONSTRUCTION MANUAL (15TH EDITION), AMERICAN INSTITUTE OF STEEL CONSTRUCTION (AISC)
- ENERGY POLICY ACT OF 2005 (EPACT)
- 2007 DOE INTERIM FINAL RULE: ENERGY CONSERVATION STANDARDS FOR NEW FEDERAL, COMMERCIAL AND MULTI-FAMILY HIGH-RISE RESIDENTIAL BUILDINGS AND NEW LOW-RISE RESIDENTIAL BUILDINGS, 10 CFR PARTS 433, 434 AND 435.
- 2006 FEDERAL LEADERSHIP IN HIGH PERFORMANCE AND SUSTAINABLE BUILDINGS: MEMORANDUM OF UNDERSTANDING (MOU)
- 2018 EXECUTIVE ORDER 13834: EFFICIENT FEDERAL OPERATIONS
- 2021 THE PROVISIONS FOR CONSTRUCTION AND SAFETY SIGNS. STATED IN THE GENERAL REQUIREMENTS SECTION 010000 OF THE VA MASTER CONSTRUCTION SPECIFICATION.
- 2022 VENTILATION FOR ACCEPTABLE INDOOR AIR QUALITY – ASHRAE STANDARD 62.1
- 2022 SAFETY STANDARD FOR REFRIGERATION SYSTEMS – ASHRAE STANDARD 15
- 2023 PHYSICAL SECURITY AND RESILIENCY DESIGN MANUAL

LOCAL CODES: AS AN AGENCY OF THE FEDERAL GOVERNMENT, VA IS NOT SUBJECT TO LOCAL IMPOSITION OF CODE ENFORCEMENT PROCEDURES (DRAWING REVIEWS, BUILDING PERMITS, INSPECTIONS, FEES, ETC.). VA MUST FUNCTION AS THE AUTHORITY HAVING JURISDICTION (AHJ) AND THUS HAS THE RESPONSIBILITY TO GUARD PUBLIC HEALTH AND SAFETY THROUGH ENFORCING ITS ADOPTED CODES. HOWEVER, LOCAL AUTHORITIES SHOULD BE NOTIFIED ABOUT PLANNED PROJECTS AND GIVEN OPPORTUNITY TO REVIEW DRAWINGS PROVIDED THAT VA DOES NOT PAY FOR REVIEW OR INSPECTION FEES.

NOTES:

1. NFPA 101 PRIMARILY ADDRESSES LIFE SAFETY AND FIRE PROTECTION FEATURES WHILE THE IBC ADDRESSES A WIDE RANGE OF CONSIDERATIONS, INCLUDING, BUT NOT LIMITED TO, STRUCTURAL STRENGTH, SEISMIC STABILITY, SANITATION, ADEQUATE LIGHT AND VENTILATION, AND ENERGY CONSERVATION. VA BUILDINGS MUST MEET THE REQUIREMENTS OF NFPA 101 AND DOCUMENTS REFERENCED BY NFPA 101 IN ORDER TO COMPLY WITH THE ACCREDITATION REQUIREMENTS OF THE JOINT COMMISSION. THEREFORE, DESIGNS SHALL COMPLY WITH THE REQUIREMENTS OF THE LATEST EDITION OF NFPA 101 AND DOCUMENTS REFERENCED THEREIN. DESIGN FEATURES NOT ADDRESSED BY NFPA 101 OR DOCUMENTS REFERENCED THEREIN SHALL COMPLY WITH THE REQUIREMENTS OF THE LATEST EDITION OF THE IBC OR AS OTHERWISE ADDRESSED ABOVE IN THIS PROGRAM GUIDE. FOR DESIGN FEATURES THAT ARE ADDRESSED BY BOTH THE IBC AS WELL AS NFPA 101 OR A DOCUMENT REFERENCED BY NFPA 101, THE REQUIREMENTS OF NFPA 101 OR THE DOCUMENT REFERENCED BY NFPA 101 SHALL BE USED EXCLUSIVELY (THIS APPLIES EVEN IF THE IBC REQUIREMENTS ARE DIFFERENT).
2. CONFLICTS BETWEEN NATIONALLY RECOGNIZED CODES AND STANDARDS AND VA REQUIREMENTS – SHOULD A CONFLICT EXIST BETWEEN VA REQUIREMENTS AND VA ADOPTED NATIONALLY RECOGNIZED CODES AND STANDARDS, THE CONFLICT SHALL BE BROUGHT TO THE ATTENTION OF VA. THE RESOLUTION OF THE CONFLICT SHALL BE MADE BY THE AUTHORITY HAVING JURISDICTION FOR VA TO ENSURE A CONSISTENCY SYSTEM WIDE.

ENERGY REQUIREMENTS

ASHRAE 90.1 - 2019 EDITION

BUILDING LOCATION: HOUSTON, TX
CLIMATE ZONE (TABLE ANNEX 1-1): ZONE 2A

INTERIOR DESIGN CONDITIONS:
THE INTERIOR DESIGN TEMPERATURES FOR HEATING AND COOLING AS DEPCTED IN THE PROJECT DESIGN CONDITIONS SCHEDULE IN THE MECHANICAL CONTROL DRAWINGS SHALL BE THE MAXIMUM AND MINIMUM VALUES FOR THE ASSOCIATED TEMPERATURE CONTROL ZONES.

BUILDING ENVELOPE REQUIREMENTS (5.5)

BUILDING ENVELOPE REQUIREMENTS FOR CLIMATE ZONE 4 (A,B,C)

ROOFS	REQUIRED	DESIGNED
INSULATION:	R-30 c.i.	EXISTING
METAL BUILDINGS:	R-19 + R-11 Ls or R-25 + R-8 Ls	EXISTING
ATTIC AND OTHER:	R-49	EXISTING
WALLS, ABOVE GRADE		
MASS:	R-9.5 c.i.	EXISTING
METAL BUILDING:	R-0 + R-15.8 c.i.	EXISTING
STEEL-FRAMED:	R-13 + R-7.5 c.i.	EXISTING
WOOD-FRAMED AND OTHER:	R-13 + R-3.8 c.i. or R-20	EXISTING
WALL, BELOW GRADE		
BELOW-GRADE WALL:	R-7.5 c.i.	EXISTING
FLOORS		
MASS:	R-14.6 c.i.	EXISTING
STEEL-FRAMED:	R-30	EXISTING
WOOD-FRAMED AND OTHER:	R-30	EXISTING
SLAB-ON-GRADE FLOORS		
UNHEATED SLABS:	R-15 for 24 in.	EXISTING
HEATED SLABS:	R-20 for 24 in.	EXISTING
OPAQUE DOORS		
SWINGING:	U-0.370	EXISTING
NONSWINGING:	U-0.310	EXISTING

FENESTRATION (TABLE 5.5-4):

VERTICAL FENESTRATION, U-FACTOR		
FIXED:	U-0.36	EXISTING
OPERABLE:	U-0.45	EXISTING
ENTRANCE DOOR:	U-0.63	EXISTING

DEFINITIONS
c.i = CONTINUOUS INSULATION
Ls = LINEAR SYSTEM
NR = NO (INSULATION) REQUIREMENT

GENERAL NOTES

1. DRAWINGS ARE PART OF A COMPLETE DOCUMENTS SET. CONTRACTOR SHALL CONFIRM ALL ITEMS REQUIRED BASED UPON THE OVERALL DESIGN INTENT OF THE ENTIRE DOCUMENT SET.
2. CONTRACTOR SHALL VERIFY ALL EXISTING CONDITIONS, PRIOR TO BEGINNING ANY WORK, TO CONFIRM THE ACCURACY OF THE DRAWINGS AND REPORT ANY DISCREPANCIES TO THE ARCHITECT. DO NOT SCALE THE DRAWINGS. FIELD VERIFY ALL DIMENSIONS AND EXISTING STRUCTURAL CONDITIONS.
3. ALL AREAS NOT INVOLVED IN THE SCOPE OF WORK FOR THIS PROJECT SHALL BE KEPT CLEAN AND FREE OF OBSTRUCTIONS AT ALL TIMES.
4. ERECT BARRICADES AND WARNING SIGNS TO DIVERT AND WARN PASSERS-BY OF THE CONSTRUCTION WORK. PROVIDE DUST PROOFING ENCLOSURES TO SEPARATE WORK AREAS FROM THE EXISTING FACILITIES.
5. ALL TRASH AND DEBRIS TO BE REMOVED ON A DAILY BASIS.
6. PROVIDE PROTECTION FOR ALL EXISTING SURFACES AND CONDITIONS TO REMAIN IN PLACE DURING THE SCOPE OF WORK. SHOULD ANY DAMAGE OCCUR, PATCH AND REPAIR ANY DAMAGE TO ADJACENT FINISHES TO MATCH EXISTING.
7. ANY DAMAGE CAUSED TO THE BUILDING OR OWNER EQUIPMENT SHALL BE REPAIRED OR REPLACED BACK TO ITS ORIGINAL CONDITIONS AT NO ADDITIONAL COST TO THE OWNER.
8. COVER ALL RETURN AIR GRILLES WITHIN THE AREA OF CONSTRUCTION TO PREVENT PARTICULATE MATERIAL FROM EXHAUSTING INTO SURROUNDING SPACES.
9. APPROPRIATE LIGHT FIXTURES SHALL BE TEMPORARILY SUSPENDED TO PROVIDE ADEQUATE LIGHTING LEVELS FOR CONSTRUCTION.
10. CONTRACTOR AND SUBCONTRACTORS ARE REQUIRED TO COORDINATE WITH OTHER DISCIPLINES TO INSTALL COMPLETE AND OPERATIONAL SYSTEMS. DRAWINGS, AS A WHOLE, REPRESENT A COMPLETE SET AND DEPICT REQUIREMENTS FOR COMPLETE AND OPERATIONAL SYSTEMS. INDIVIDUAL DRAWINGS MAY NOT DEPICT COMPLETE AND ACCURATE INFORMATION TO COORDINATE COMPLETE AND OPERATIONAL SYSTEMS, BUT DO SO AS AN ENTIRE DOCUMENT TO BE REFERENCED WITH OTHER INDIVIDUAL DRAWINGS. CONTRACTOR AND SUBCONTRACTORS ARE REQUIRED TO REFERENCE OTHER SHEETS AND SPECIFICATIONS AS AN ENTIRE SET OF CONSTRUCTION DOCUMENTS THAT REFLECT WORK REQUIRED TO ACHIEVE A COMPLETE AND OPERATIONAL GOAL. LACK OF COORDINATION AND REVIEW OF DRAWINGS AND SPECIFICATIONS AS AN ENTIRE DOCUMENT TO INSTALL COMPLETE AND OPERATIONAL SYSTEMS, BEING OBVIOUS AND TYPICAL INDUSTRY STANDARD, IDENTIFIED IN THE DRAWINGS AND SPECIFICATIONS, SHALL NOT BE IN ANY WAY AN ADDITIONAL COST TO THE GOVERNMENT.
11. CONTRACTOR SHALL SUBMIT A REQUEST, IN WRITING, TO INTERRUPT ANY SUCH SERVICES TO COR (CONTRACTING OFFICER'S REPRESENTATIVE) 48 HOURS IN ADVANCE OF PROPOSED INTERRUPTION. REQUEST SHALL STATE REASON, DATE, EXACT TIME OF, AND APPROXIMATE DURATION OF SUCH INTERRUPTION. MAJOR INTERRUPTIONS OF ANY SYSTEM MUST BE REQUESTED, IN WRITING, AT LEAST 60 CALENDAR DAYS PRIOR TO THE DESIRED TIME AND SHALL BE PERFORMED AS DIRECTED BY THE COR. MAJOR INTERRUPTIONS SHALL BE COORDINATED WITH OTHER MAJOR INTERRUPTIONS AND MAY NOT BE SCHEDULED FOR ONE DISCIPLINE MORE THAN TWICE THROUGHOUT THE OVERALL CONSTRUCTION SCHEDULE UNLESS REQUESTED IN WRITING AND APPROVED BY THE COR. CONTRACTOR WILL BE ADVISED, IN WRITING, OF APPROVAL OF REQUEST, OR OF WHICH OTHER DATE AND/OR TIME SUCH INTERRUPTION WILL CAUSE THE LEAST INCONVENIENCE TO OPERATIONS OF THE MEDICAL CENTER. INTERRUPTION TIME APPROVED BY THE MEDICAL CENTER MAY OCCUR AT TIMES OTHER THAN CONTRACTOR'S NORMAL WORKING HOURS. SCHEDULE INTERRUPTION MAY BE ON WEEKENDS OR LATE HOURS AND MAY NOT BE AN ADDITIONAL COST TO THE GOVERNMENT. COORDINATE ALL INTERRUPTIONS THAT MAY AFFECT THE NORMAL OPERATION OF THE FACILITY WITH THE COR WHEN SUBMITTING THE CONSTRUCTION SCHEDULE OR UPDATES TO THE CONSTRUCTION SCHEDULE.
12. NO ASBESTOS CONTAINING MATERIALS ARE TO BE USED ON THIS PROJECT. SPUR DESIGN, THE A/E OF RECORD, CAN CERTIFY THAT NO ASBESTOS CONTAINING BUILDING MATERIALS (ACBM) OR LEAD BASED PAINT (LBP) PRODUCTS WERE DESIGNED/SPECIFIED AS BUILDING MATERIAL IN ANY OF THE CONSTRUCTION DOCUMENTS.
13. REFER TO THE DESIGN BINDER FOR THE ICRA INFORMATION DOCUMENTATION.

DOOR AND FIXTURE CLEARANCES

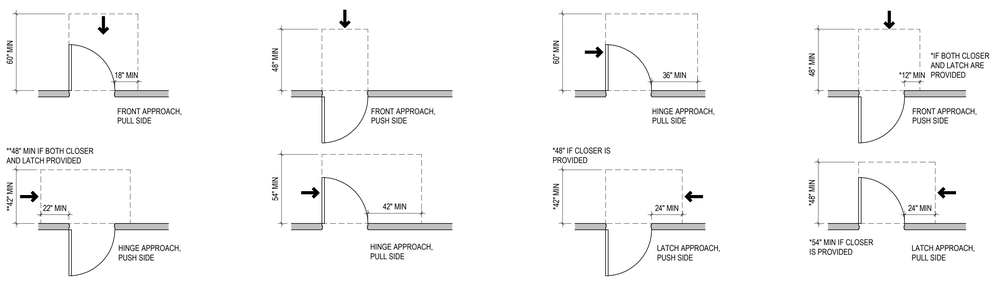

REFERENCE SYMBOLS

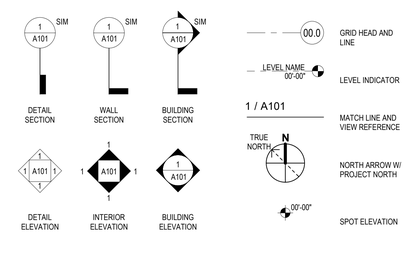

IDENTIFICATION TAGS

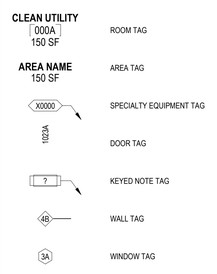

NOTE: NOT ALL ABBREVIATIONS OR SYMBOLS WILL BE UTILIZED FOR THIS PROJECT.

FULLY SPRINKLERED

100% BID DOCUMENTS

No.	REVISION DESCRIPTION	DATE

7/15/2025 1:23:26 PM

CONSULTANTS:

ARCHITECT
SPUR DESIGN
312 SW 25TH STREET
OKLAHOMA CITY, OK 73109
(405) 842-6100

MECH / ELEC / PLUMB / TELECOM
SPUR DESIGN
2519 MADISON AVE., STE 100
KANSAS CITY, MO 64108
(913) 369-7200

FIRE PROTECTION ENGINEER
RATED ENGINEERING
609 S. KELLY AVENUE, STE H2
EDMOND, OK 73003
(405) 210-5814

INDUSTRIAL HYGENIST
RIVERFRONT SAFETY & HEALTH
11140 S TOWNE SQUARE, STE 100
ST. LOUIS, MO 63123
(314) 917-0148

PHYSICAL SECURITY
FORCE PROTECT
10901 FRONT BEACH RD, UNIT 1415
PANAMA CITY BEACH, FL 32407
(502) 836-4232

ENGINEER: H2B #: 23-133

H2B, INC.
1225 NORTH LOOP WEST, # 800
HOUSTON, TEXAS 77008
(713) 864-2900

TEXAS FIRM REGISTRATION #: 8856

STAMP:
REGISTERED ARCHITECT BRANNY JACKSON 32226 STATE OF TEXAS
07/21/2025

Drawing Title
GENERAL INFORMATION

VA Health Care System Approval:

Project Title
REPLACE/UPGRADE CAMPUS OVERHEAD PAGING SYSTEM

Location MICHAEL E. DEBAKEY VAMC
2002 HOLCOMBE BLVD
HOUSTON, TX 77030

Date	Checked	Drawn
07/21/2025	AJS	CAB

Project Number
580-25-101

Building Number

Drawing Number
GI001
Drawing # 2 OF 231

Veterans Health Administration

VA | U.S. Department of Veterans Affairs

VA FORM 08-6231

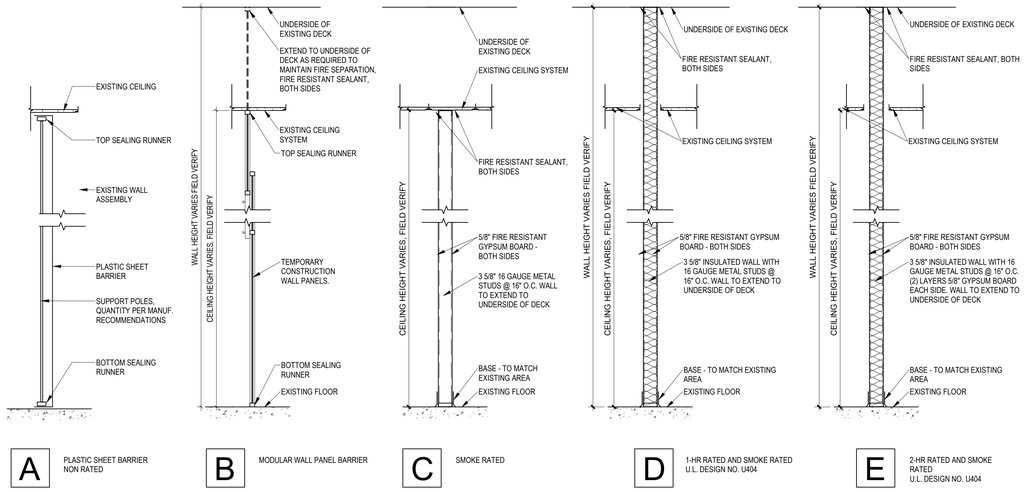

5 ICRA BARRIER WALL TYPES
3/4" = 1'-0"

MATRIX OF PRECAUTIONS FOR CONSTRUCTION & RENOVATION

CATEGORY A INSPECTION AND/OR FACILITY UPKEEP GENERALLY DEFINED AS FOLLOWS:

INCLUDES BUT NOT LIMITED TO:
- WORK CAN BE COMPLETED IN A SINGLE SHIFT, NOT TO EXCEED 10 HOURS.
- PATIENTS AND/OR EMPLOYEES MAY BE IN THE AREA DEPENDING ON THE ACTIVITY.
- WORK THAT DOES NOT CREATE DUST OR DEBRIS.
- REMOVAL OF CEILING TILE OR ACCESS TO MECHANICAL OR ELECTRICAL CHASE FOR VISUAL INSPECTION LIMITED TO 1 TILE PER 50 SQUARE FEET WITH LIMITED EXPOSURE TIME (NOT TO EXCEED AN HOUR FOR EACH TILE) WITHIN THE SHIFT.
- MINOR INTERIOR UPDATES (E.G., REPLACING FLOOR OR CEILING TILES, CARPENTRY WORK TO INCLUDE HANGING SIGNAGE, AND PAINTING WITHOUT SANDING) THAT DO NOT CREATE DUST OR DEBRIS.
- LIMITED BUILDING SYSTEM MAINTENANCE SUCH AS BASIC PLUMBING ON POTABLE SYSTEMS (E.G., FAUCET REPLACEMENT) OR BASIC ELECTRICAL WORK SUCH AS REPLACEMENT OF LIGHT BULBS, RECEPTACLES, OR SWITCHES.

CATEGORY B GENERAL MAINTENANCE AND REPAIR WORK GENERALLY DEFINED AS FOLLOWS:

INCLUDES BUT NOT LIMITED TO:
- PROLONGED INSPECTION AND WORK THAT MAY TAKE LONGER THAN A SINGLE SHIFT BUT NOT EXCEEDING A WEEK.
- PATIENTS AND EMPLOYEES ARE NOT TO BE IN THE AREA UNTIL ACTIVITY IS COMPLETED.
- WORK THAT CREATES MINIMAL DUST AND DEBRIS.
- INTERIOR FINISH OR SURFACE REPAIRS, UPDATES, OR MODIFICATIONS SUCH AS REPAIR OF FIREWALLS AND BARRIERS, AND NEW FLOORING THAT PRODUCES MINIMAL DUST AND DEBRIS. CONTROLLED SANDING ACTIVITIES (E.G., WET OR DRY SANDING) THAT PRODUCE MINIMAL DUST AND DEBRIS.
- PLUMBING WORK SUCH AS INSTALLATION OR REPLACEMENT OF A SINGLE FIXTURE OR PIPING FOR A SINGLE FIXTURE. ANY WORK ON SANITARY PLUMBING INCLUDING SNAKING OF DRAINS.
- ELECTRICAL WORK SUCH AS INSTALLATION OF CABLING/WIRING/CONDUIT FOR A SINGLE DEVICE, INSTALLATION OF NEW DEVICE SUCH AS A LIGHT FIXTURE THAT PRODUCES MINIMAL DUST AND DEBRIS.
- AIR HANDLER AND/OR FAN SHUTDOWN/STARTUP AND HVAC WORK SUCH AS REPLACEMENT OF A SINGLE DIFFUSER, SINGLE TERMINAL UNIT OR A SINGLE DEVICE THAT PRODUCES MINIMAL DUST AND DEBRIS.

CATEGORY C SMALL-SCALE CONSTRUCTION, RENOVATION, OR MAINTENANCE GENERALLY DEFINED AS FOLLOWS:

INCLUDES BUT NOT LIMITED TO:
- WORK REQUIRING LONGER THAN A SINGLE WEEK TO COMPLETE BUT NOT EXCEEDING 6 MONTHS.
- PATIENTS AND EMPLOYEES ARE NOT TO BE IN THE AREA UNTIL ACTIVITY IS COMPLETED.
- DEMOLITION/REMOVAL OF PREEXISTING FLOOR COVERING, CASEWORK, LAY-IN CEILING, OR OTHER ARCHITECTURAL ELEMENTS.
- DEMOLITION/REMOVAL OF MORE THAN 32 FT² OF DRYWALL/FRAMING, HARD CEILINGS, AND DOORS/FRAMING AND MINIMAL INFRASTRUCTURE SUCH AS ELECTRICAL CIRCUITS AND BRANCH PIPING.
- INSTALLATION OF NEW WALLS, CEILINGS AND DOORS INCLUDING FRAMING, DRYWALL/PLASTER AND ASSOCIATED WORK.
- PLUMBING WORK SUCH AS THE INSTALLATION OF NEW SINKS, SHOWERS AND TOILETS AND ASSOCIATED PLUMBING.
- SHUT DOWN OF SECTIONS OF POTABLE WATER SYSTEMS.
- ELECTRICAL WORK SUCH AS INSTALLATION OF CONDUIT AND WIRE FOR LIGHTING, RECEPTACLES AND SWITCHES FOR AN AREA. THE INSTALLATION OF CONDUIT AND WIRE FOR NEW DEVICES SUCH AS TERMINAL UNITS, FANS ETC.
- MODIFICATION OF EXISTING FIRE ALARM AND SUPPRESSION SYSTEMS.
- MECHANICAL WORK SUCH AS THE INSTALLATION OF DUCTWORK, DIFFUSERS, AND TERMINAL UNITS FOR AN AREA.

CATEGORY D LARGE-SCALE CONSTRUCTION, RENOVATION, OR MAINTENANCE GENERALLY DEFINED AS FOLLOWS:

INCLUDES BUT NOT LIMITED TO:
- WORK EXCEEDING 6 MONTHS IN DURATION.
- PATIENTS AND EMPLOYEES ARE NOT TO BE IN THE AREA UNTIL ACTIVITY IS COMPLETED.
- LARGE-SCALE DEMOLITION OF BUILDING COMPONENTS AND INFRASTRUCTURE INCLUDING REMOVAL OF MULTIPLE DOORS, WALLS, FRAMING, CEILINGS, FLOORING, PIPING, ELECTRICAL AND HVAC.
- THE INSTALLATION BUILDING COMPONENTS SUCH AS NEW WALLS, CEILINGS AND DOORS INCLUDING FRAMING, DRYWALL AND ASSOCIATED PLASTER WORK.
- PLUMBING WORK SUCH AS THE INSTALLATION OF:
  - NEW MEDICAL GAS SYSTEMS,
  - STEAM/HEATING HOT WATER, CONDENSATE SYSTEMS,
  - MULTIPLE SINKS, SHOWERS AND TOILETS INCLUDING ASSOCIATED PLUMBING.
- SHUTDOWN OF POTABLE WATER, STEAM/HEATING HOT WATER, CONDENSATE, AND MEDICAL GAS SYSTEMS.
- ELECTRICAL WORK SUCH AS INSTALLATION OF ELECTRICAL FEEDERS, DISTRIBUTION PANELS, CONDUIT AND WIRE FOR LIGHTING, RECEPTACLES AND SWITCHES FOR AN AREA, THE INSTALLATION OF CONDUIT AND WIRE FOR NEW DEVICES SUCH AS TERMINAL UNITS, FANS ETC.
- INSTALLATION OF FIRE ALARM AND SUPPRESSION SYSTEMS.
- ELECTRICAL SHUTDOWN OF MULTIPLE PANELS.
- MECHANICAL WORK SUCH AS THE INSTALLATION OF AIR HANDLING EQUIPMENT, ASSOCIATED DUCTWORK, DIFFUSERS, HEAT EXCHANGERS, TERMINAL UNITS AND CONTROLS.

PATIENT RISK GROUPS

LOW RISK	MEDIUM RISK	HIGH RISK	HIGHEST RISK
NON-PATIENT CARE AREAS SUCH AS:	PATIENT CARE SUPPORT AREAS SUCH AS:	PATIENT CARE AREAS SUCH AS:	PROCEDURAL, INVASIVE, STERILE SUPPORT AND HIGHLY COMPROMISED PATIENT CARE AREAS SUCH AS:
• PUBLIC HALLWAYS AND GATHERING AREAS NOT IN CLINICAL AREAS • OFFICE AREAS NOT IN CLINICAL AREAS • BREAKROOMS NOT IN CLINICAL AREAS • BATHROOMS OR LOCKER ROOMS NOT IN CLINICAL AREAS • MECHANICAL/ELECTRICAL ROOMS NOT IN CLINICAL AREAS	• WAITING AREAS • CLINICAL ENGINEERING (BIOMEDICAL) • MATERIALS MANAGEMENT • STERILE PROCESSING DEPARTMENT – DIRTY SIDE • KITCHEN, CAFETERIA, GIFT SHOP, COFFEE SHOP, AND FOOD KIOSKS	• PATIENT CARE ROOMS AND AREAS; INCLUDING SPINAL CORD INJURY UNITS • ALL ACUTE CARE UNITS, INCLUDING MENTAL HEALTH • ALL OUTPATIENT UNITS AND CLINICS • EMERGENCY DEPARTMENT • COMMUNITY LIVING CENTERS, DOMICILIARIES AND TRANSITIONAL RESIDENCES • EMPLOYEE HEALTH • PHARMACY – GENERAL WORK ZONE • MEDICATION ROOMS AND CLEAN UTILITY ROOMS • IMAGING SUITES – DIAGNOSTIC IMAGING • LABORATORY	• ALL TRANSPLANT UNITS • ALL INTENSIVE CARE UNITS • ALL ONCOLOGY UNITS AND CHEMOTHERAPY/INFUSION CENTERS • OR THEATERS AND RESTRICTED AREAS • HEMODIALYSIS UNITS • PROCEDURAL ROOMS* • PHARMACY COMPOUNDING AREA • STERILE PROCESSING DEPARTMENT – CLEAN SIDE • TRANSFUSION SERVICES • IMAGING SUITES – INTERVENTIONAL IMAGING • DEDICATED ISOLATION WARDS/UNITS FOR INFECTIOUS DISEASES

CONSTRUCTION PROJECT TYPE

RISK RELATED GROUP	TYPE A	TYPE B	TYPE C	TYPE D
LOW RISK GROUP	I	II	II	III
MEDIUM RISK GROUP	I	II	III	IV
HIGH RISK GROUP	I	II	IV	IV
HIGHEST RISK GROUP	II	III	IV	IV

NOTE: AN INFECTION PREVENTION AND CONTROL PERMIT IS REQUIRED FOR LEVEL III AND LEVEL IV. CONSULT WITH INFECTION PREVENTION AND CONTROL FOR LEVEL I AND LEVEL II.

GENERAL ICRA NOTES - LEVEL OF PRECAUTIONS & CONTROL MEASURES

CONTROLS DEFINED BELOW FOR THE LEVEL OF PRECAUTIONS IDENTIFIED FOR THE ACTIVITY MUST BE IN PLACE BEFORE THE ACTIVITY BEGINS AND MAINTAINED UNTIL WORK IS COMPLETED AND THE AREA IS ACTIVATED. CONTROL MEASURES FOR EACH PRECAUTION LEVEL MUST ALSO INCLUDE THE CONTROL MEASURES IN THE PRECEDING LEVEL(S). AS THE ACTIVITY PROGRESSES, A FULL RE-EVALUATION OF REMAINING ACTIVITY TYPE AND PATIENT RISK IS REQUIRED PRIOR TO DOWNGRADING THE LEVEL OF PRECAUTIONS.

LEVEL I:
1. PERFORM WORK ACTIVITY IN A MANNER THAT DOES NOT CREATE DUST.
2. IMMEDIATELY REPLACE ANY CEILING TILE, CLOSE ACCESS PANELS, ETC., UPON COMPLETION OF WORK.
3. ANY MATERIALS AND EQUIPMENT BEING BROUGHT INTO THE FACILITY MUST BE FREE OF CONTAMINANTS AND LOOSE MATERIAL.

LEVEL II:

ALL CONTROL MEASURES IN LEVEL I AND THE FOLLOWING:
1. PROVIDE ACTIVE MEANS TO CONTROL AIRBORNE DUST FROM DISPERSING INTO OCCUPIED AREAS AND/OR WATER MIST SURFACE TO CONTROL DUST (E.G., MOBILE DUST CONTAINMENT CART OR SOME OTHER SYSTEM).
2. ENSURE WORKER CLOTHING IS CLEAN AND FREE OF VISIBLE DUST BEFORE LEAVING THE WORK AREA.
3. REMOVE OR ISOLATE AIR DIFFUSERS (SUPPLY AND RETURN) TO PROTECT THE HVAC SYSTEM FROM DUST AND REDUCE AIR TURBULENCE. REBALANCE SYSTEM TO ADDRESS DIFFUSER ISOLATION.
4. WHEN THE WORK INVOLVES OR IMPACTS POTABLE WATER SYSTEMS INCLUDING STAGNATION DUE TO REDUCED USAGE, THE PIPING SHALL BE FLUSHED TWICE A WEEK OR ISOLATED FROM THE MAIN SYSTEM.
5. SEAL DOORS TO PREVENT DUST MIGRATION.
6. CONTAIN ALL TRASH AND DEBRIS IN THE WORK AREA. PERFORM DAILY CLEANING AND DISPOSAL OF TRASH (COVERED) FROM WORK AREA USING AN IDENTIFIED EXIT ROUTE.
7. ANY EQUIPMENT, TOOLS, OR MATERIALS REMOVED FROM THE WORK AREA MUST BE IN SEALED CONTAINERS AND/OR CLEANED OF DUST AND DEBRIS PRIOR TO REMOVAL FROM THE AREA.
8. NONPOROUS/SMOOTH AND CLEANABLE CONTAINERS (WITH A HARD LID) MUST BE USED TO TRANSPORT TRASH AND DEBRIS FROM THE CONSTRUCTION AREAS. THESE CONTAINERS MUST BE DAMP-WIPED CLEANED AND FREE OF VISIBLE DUST/DEBRIS BEFORE LEAVING THE CONTAINED WORK AREA.
9. INSTALL A STICKY (DUST COLLECTION) MAT AT ENTRANCE OF CONTAINED WORK AREA BASED ON FACILITY POLICY. STICKY MATS MUST BE CHANGED ROUTINELY AND WHEN VISIBLY SOILED.
   1. MAINTAIN CLEAN SURROUNDINGS WHEN AREA IS NOT CONTAINED BY DAMP MOPPING OR HEPA VACUUMING SURFACES AT LEAST DAILY.

LEVEL III:

ALL CONTROL MEASURES IN LEVELS I AND II AND THE FOLLOWING:
1. ENSURE AVAILABILITY OF EQUIPMENT FOR CLEANING HANDS.
2. CONSTRUCT AND COMPLETE CRITICAL BARRIERS MEETING NFPA 241 REQUIREMENTS. BARRIERS MUST EXTEND TO THE CEILING OR IF CEILING TILE IS REMOVED, TO THE DECK ABOVE.
3. ALL (PLASTIC OR HARD) BARRIER CONSTRUCTION ACTIVITIES MUST BE COMPLETED IN A MANNER THAT PREVENTS DUST RELEASE. PLASTIC BARRIERS MUST BE EFFECTIVELY AFFIXED TO FLOOR AND CEILING (OR FLOOR/ROOF DECK ABOVE) AND SECURE FROM MOVEMENT OR DAMAGE.
4. SEAL ALL PENETRATIONS IN CONTAINMENT BARRIERS, INCLUDING FLOORS AND CEILING, USING APPROVED MATERIALS (UL SCHEDULE FIRESTOP IF APPLICABLE FOR BARRIER TYPE).
5. MAINTAIN .01 INCHES /WATER GAUGE NEGATIVE PRESSURIZATION OF THE ENTIRE WORKSPACE BY USE OF HEPA EXHAUST AIR SYSTEMS DIRECTED OUTDOORS, OR COMPLY WITH THE ALTERNATIVE METHOD OUTLINED IN APPENDIX A OF THIS DOCUMENT. THESE CONTROL MEASURES MUST BE MAINTAINED CONTINUOUSLY 24/7 FOR THE DURATION OF THE PROJECT. HEPA FILTERED EXHAUST IF DISCHARGED DIRECTLY TO THE OUTDOORS MUST BE AT A DISTANCE OF 25 FEET OR GREATER FROM ENTRANCES, AIR INTAKES AND OPERABLE WINDOWS. EXHAUSTING DISCHARGED AIR INTO SHARED OR RECIRCULATING HVAC SYSTEMS, OR OTHER SHARED EXHAUST SYSTEMS (E.G., BATHROOM EXHAUST) IS PROHIBITED.
6. INSTALL A DIFFERENTIAL PRESSURE SENSING DEVICE (E.G., MAGNEHELIC, MANOMETER, OR DIGITAL MONITORING) ON EXTERIOR OF WORK CONTAINMENT TO CONTINUALLY MONITOR AND DOCUMENT NEGATIVE PRESSURIZATION. THE "BALL IN THE WALL" OR SIMILAR APPARATUS ARE NOT ACCEPTABLE.

LEVEL IV:

ALL CONTROL MEASURES IN LEVELS I, II AND III AND THE FOLLOWING:
1. BARRIERS MUST BE HARD BARRIERS UNLESS TEMPORARY TO INSTALL FINAL BARRIER.
2. CONTAINMENT MUST INCLUDE AN ANTEROOM TO ENSURE PRESSURE CONTROL. ANTEROOM MUST BE LARGE ENOUGH FOR EQUIPMENT STAGING, CART CLEANING, WORKERS' PPE AND CLEANING.
3. WORKER CLOTHING AND/OR PPE MUST BE REMOVED OR CLEAN AND FREE OF VISIBLE DUST BEFORE LEAVING THE WORK AREA ANTEROOM. HEPA VACUUMING OF CLOTHING OR USE OF COVER SUITS IS ACCEPTABLE.
4. WORKERS MUST WEAR SHOE COVERS OR HAVE A METHOD TO CLEAN SHOES IN ANTEROOM. SHOE COVERS MUST BE REMOVED PRIOR TO EXITING THE ANTEROOM TO THE OCCUPIED SPACE (NON-WORK AREA). DAMAGED SHOE COVERS MUST BE CHANGED IMMEDIATELY.

MINIMUM INFECTION PREVENTION AND CONTROL MEASURES REQUIRED UPON COMPLETION OF THE ACTIVITY

CONTROLS DEFINED BELOW SHALL BE COMPLETED UPON COMPLETION OF THE ACTIVITY AND INSPECTED PRIOR TO TERMINATING MEASURES DEFINED IN TABLE 5.

LEVELS I -II:

CLEANING:
1. CLEAN WORK AREAS INCLUDING ALL ENVIRONMENTAL SURFACES, HIGH HORIZONTAL SURFACES AND FLOORING MATERIALS.
2. CHECK ALL SUPPLY AND RETURN AIR REGISTERS FOR DUST ACCUMULATION ON UPPER SURFACES AS WELL AS AIR DIFFUSER SURFACES.

HVAC SYSTEMS:
1. REMOVE ISOLATION OF HVAC SYSTEM IN AREAS WHERE WORK IS BEING PERFORMED. VERIFY THAT HVAC SYSTEMS ARE CLEAN AND OPERATIONAL.
2. VERIFY THE HVAC SYSTEMS MEET ORIGINAL AIRFLOW AND AIR EXCHANGE DESIGN SPECIFICATIONS.

WATER SYSTEMS:
1. UNTIL THE POTABLE WATER SYSTEM IS ACTIVATED AND IN USE, FLUSHING SHALL CONTINUE AT LEAST TWICE PER WEEK IN ACCORDANCE WITH VHA DIRECTIVE 1061.

LEVELS III - IV:

CONSTRUCTION AREAS MUST BE INSPECTED BY AN INFECTION PREVENTIONIST AND ENGINEERING REPRESENTATIVE (AND OTHERS AS DETERMINED BY THE FACILITY) FOR FINAL ACTIVITY/PROJECT CLOSE OUT AND REMOVAL OF INFECTION PREVENTION AND CONTROL MEASURES.

WORK AREA CLEANING:
1. CLEAN WORK AREAS INCLUDING ALL ENVIRONMENTAL SURFACES, HIGH HORIZONTAL SURFACES AND FLOORING MATERIALS.
2. CHECK ALL SUPPLY AND RETURN AIR REGISTERS FOR DUST ACCUMULATION ON UPPER SURFACES AS WELL AS AIR DIFFUSER SURFACES.

REMOVAL OF CRITICAL BARRIERS:
1. CRITICAL BARRIERS MUST REMAIN IN PLACE DURING ALL WORK INVOLVING DRYWALL REMOVAL, CREATION OF DUST AND ACTIVITIES BEYOND SIMPLE TOUCH-UP WORK. THE BARRIER MAY NOT BE REMOVED UNTIL A WORK AREA CLEANING HAS BEEN PERFORMED. ADDITIONAL CLEANING MAY BE NEEDED AFTER REMOVAL OF BARRIER.
2. ALL (PLASTIC OR HARD) BARRIER REMOVAL ACTIVITIES MUST BE COMPLETED IN A MANNER THAT PREVENTS DUST RELEASE. USE THE FOLLOWING PRECAUTIONS WHEN REMOVING HARD BARRIERS:
   1. CAREFULLY REMOVE SCREWS AND PAINTER TAPE.
   2. IF DUST WILL BE GENERATED DURING SCREW REMOVAL, USE HAND-HELD HEPA VACUUM.
   3. DRYWALL CUTTING IS PROHIBITED DURING REMOVAL PROCESS.
   4. CLEAN ALL STUD TRACKS WITH HEPA VACUUM BEFORE REMOVING OUTER HARD BARRIER.
   5. USE A PLASTIC BARRIER TO ENCLOSE AREA IF DUST COULD BE GENERATED.

NEGATIVE AIR REQUIREMENTS:
1. THE USE OF NEGATIVE AIR MUST BE DESIGNED TO REMOVE CONTAMINANTS FROM THE WORK AREA.
2. NEGATIVE AIR DEVICES (FANS, FILTERS, MONITORING AND DOCUMENTATION EQUIPMENT) MUST REMAIN OPERATIONAL AT ALL TIMES AND IN PLACE FOR A PERIOD AFTER COMPLETION OF DUST CREATING ACTIVITIES TO REMOVE CONTAMINANTS FROM THE WORK AREA AND BEFORE REMOVAL OF CRITICAL BARRIERS.

HVAC SYSTEMS:
1. UPON REMOVAL OF CRITICAL BARRIERS, REMOVE ISOLATION OF HVAC SYSTEM IN AREAS WHERE WORK IS BEING PERFORMED.
2. VERIFY THAT HVAC SYSTEMS ARE CLEAN AND OPERATIONAL.
3. VERIFY AND DOCUMENT THROUGH A TAB THE HVAC SYSTEMS MEETS ORIGINAL AIRFLOW AND AIR EXCHANGE DESIGN SPECIFICATIONS.

WATER SYSTEMS:
UNTIL THE POTABLE WATER SYSTEM IS ACTIVATED AND IN USE, FLUSHING SHALL CONTINUE AT LEAST TWICE PER WEEK IN ACCORDANCE WITH VHA DIRECTIVE 1061.

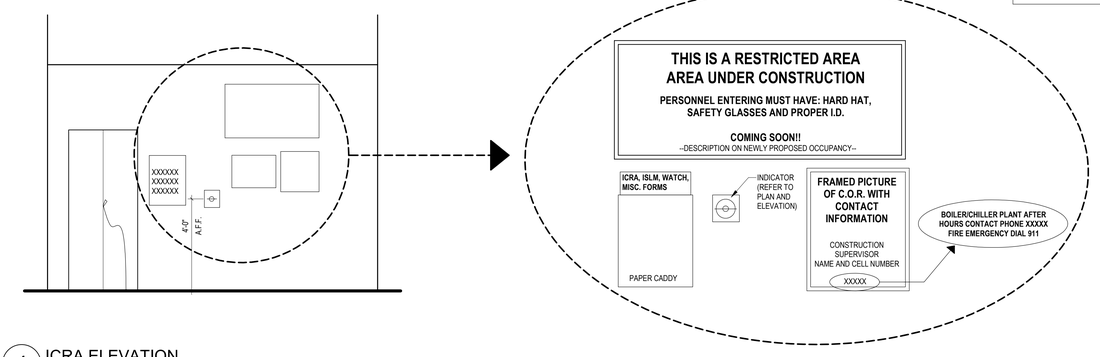

4 ICRA ELEVATION
3/8" = 1'-0"

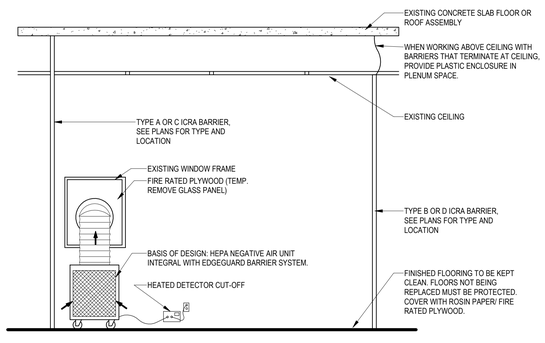

3 SECTION AT ICRA CONSTRUCTION PLAN
3/8" = 1'-0"

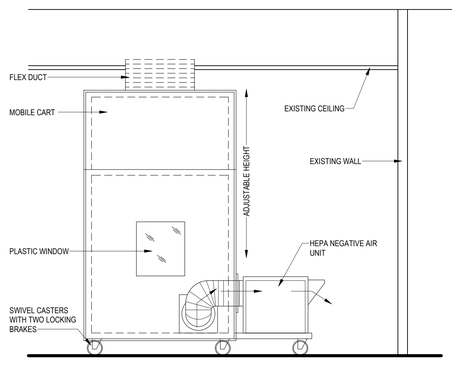

2 ICRA MOBILE CONTAINMENT CART
3/8" = 1'-0"

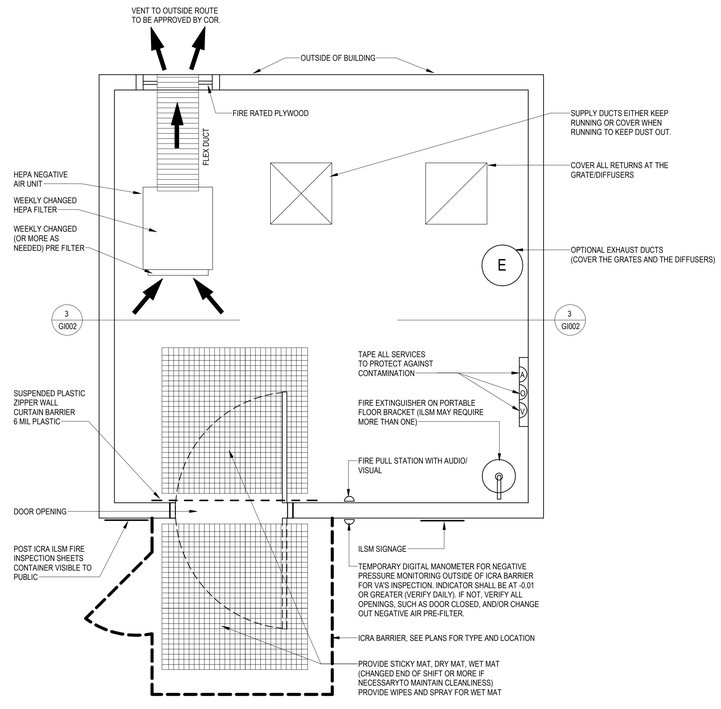

1 GENERAL ICRA CONSTRUCTION PLAN LAYOUT
1/2" = 1'-0"

FULLY SPRINKLERED

100% BID DOCUMENTS

No.	REVISION DESCRIPTION	DATE

7/15/2025 1:23:27 PM

CONSULTANTS:

ARCHITECT
SPUR DESIGN
312 SW 25TH STREET
OKLAHOMA CITY, OK 73109
(405) 842-6100

MECH / ELEC / PLUMB / TELECOM
SPUR DESIGN
2519 MADISON AVE., STE 100
KANSAS CITY, MO 64108
(913) 369-7200

FIRE PROTECTION ENGINEER
RATED ENGINEERING
609 S. KELLY AVENUE, STE H2
EDMOND, OK 73003
(405) 210-5814

INDUSTRIAL HYGENIST
RIVERFRONT SAFETY & HEALTH
11140 S TOWNE SQUARE, STE 100
ST. LOUIS, MO 63123
(314) 917-0148

PHYSICAL SECURITY
FORCE PROTECT
10901 FRONT BEACH RD, UNIT 1415
PANAMA CITY BEACH, FL 32407
(502) 836-4232

ENGINEER: H2B #: 23-133

H2B, INC.
1225 NORTH LOOP WEST, # 800
HOUSTON, TEXAS 77008
(713) 864-2900

TEXAS FIRM REGISTRATION #: 8856

STAMP:
REGISTERED ARCHITECT BRITTAN L. JACKSON 32226 STATE OF TEXAS
07/21/2025

Drawing Title
ICRA CONSTRUCTION DETAILS

VA Health Care System Approval:

Project Title
REPLACE/UPGRADE CAMPUS OVERHEAD PAGING SYSTEM

Location MICHAEL E. DEBAKEY VAMC
2002 HOLCOMBE BLVD
HOUSTON, TX 77030

Date	Checked	Drawn
07/21/2025	AJS	CAB

Project Number
580-25-101

Building Number

Drawing Number
GI002
Drawing # 3 OF 231

Veterans Health Administration

VA U.S. Department of Veterans Affairs

VA FORM 08-6231

N

1 PHASING SITE PLAN
1" = 160'-0"

PHASING PLAN LEGEND

	PHASE 1 -	FISHER HOUSE #2 FISHER HOUSE #3 BUILDING 100 - MECHANICAL BAYS PAS HEAD-END EQUIPMENT (SERVERS) INSTALLATION IN BUILDING 100 MCR AND BUILDING 125 TR
	PHASE 2 -	BUILDING 103 BUILDINGS 104 AND 105 BUILDING 109 BUILDING 108 BUILDING 108A BUILDING 110 BUILDING 123 BUILDING 125 FISHER HOUSE #1
	PHASES 3 -	BUILDING 100 - BASEMENT AND LEVELS 1-7

PHASE 1 -

BUILDING 100:

LOCATE EXISTING NETWORK EQUIPMENT CABINETS LOCATED WITHIN MECHANICAL BAYS TO BE USED FOR NEW IP BASED PA SYSTEM. REDISTRIBUTE EXISTING EQUIPMENT WITHIN EXISTING NETWORK CABINET TO ALLOW FOR 9 RACK UNITS OF ADDITIONAL SPACE FOR NEW IP BASED PUBLIC ADDRESS SYSTEM. INSTALL NEW HEAD-END AND SERVER EQUIPMENT WITHIN THE EXISTING NETWORK CABINETS SPARE RACK SPACE.

IDENTIFY LOCATIONS FOR NEW DOUBLE-HINGED, WALL-MOUNTED, LOCKABLE, TELECOMMUNICATIONS CABINET (MOUNTED ON FIRE TREATED PLYWOOD) FOR NEW IP BASED PA SYSTEM. INSTALL NEW HEAD-END AND SERVER EQUIPMENT WITHIN THE EXISTING NETWORK CABINETS SPARE RACK SPACE.

FISHER HOUSE 2 AND 3:

LOCATE EXISTING NETWORK EQUIPMENT CABINETS TO BE USED FOR NEW IP BASED PA SYSTEM. REDISTRIBUTE EXISTING EQUIPMENT WITHIN EXISTING NETWORK CABINET TO ALLOW FOR 9 RACK UNITS OF ADDITIONAL SPACE FOR NEW IP BASED PUBLIC ADDRESS SYSTEM. INSTALL NEW HEAD-END AND SERVER EQUIPMENT WITHIN THE EXISTING NETWORK CABINETS SPARE RACK SPACE. CONNECT NEW HEAD-END EQUIPMENT TO EXISTING CAMPUS STRUCTURED CABLING INFRASTRUCTURE FOR CIRCUIT CONTINUITY TO NEW MAIN SERVER LOCATED IN BUILDING 100.

INSTALL NEW IP BASED PA SPEAKERS, AND USER-INTERFACE MODULES THROUGHOUT THE BUILDING. BUILDING AND SYSTEM IS NOT COMPLETE UNTIL THE NEW SPEAKER SYSTEM HAS BEEN INSTALLED, TESTED, AND ACCEPTED.

PHASE 2 -

BUILDINGS 103, 104/105, 108, 108A, 109, 110, 123, AND FISHER HOUSE 1:

LOCATE EXISTING NETWORK EQUIPMENT CABINETS LOCATED WITHIN MECHANICAL BAYS TO BE USED FOR NEW IP BASED PA SYSTEM. REDISTRIBUTE EXISTING EQUIPMENT WITHIN EXISTING NETWORK CABINET TO ALLOW FOR 9 RACK UNITS OF ADDITIONAL SPACE FOR NEW IP BASED PUBLIC ADDRESS SYSTEM. INSTALL NEW HEAD-END AND SERVER EQUIPMENT WITHIN THE EXISTING NETWORK CABINETS SPARE RACK SPACE. CONNECT NEW HEAD-END EQUIPMENT TO EXISTING CAMPUS STRUCTURED CABLING INFRASTRUCTURE FOR CIRCUIT CONTINUITY TO NEW MAIN SERVER LOCATED IN BUILDING 100.

INSTALL NEW IP BASED PA SPEAKERS, AND USER-INTERFACE MODULES THROUGHOUT THE BUILDING. BUILDING AND SYSTEM IS NOT COMPLETE UNTIL THE NEW SPEAKER SYSTEM HAS BEEN INSTALLED, TESTED, AND ACCEPTED.

BUILDINGS ARE TO UNDERGO CONSTRUCTION WORK CONSECUTIVELY, NOT SIMULTANEOUSLY, UNLESS OTHERWISE COORDINATED WITH AND APPROVED BY THE VA. BUILDING SEQUENCE TO BE COORDINATED WITH THE VA.

PHASE 3 -

BUILDING 100 - BASEMENT AND LEVELS 1-7:

INSTALL NEW IP BASED PA SPEAKERS, AND USER-INTERFACE MODULES THROUGHOUT THE BUILDING. NEW SPEAKERS SHALL BE INSTALLED IN LOCATIONS OF EXISTING SPEAKERS (WHERE POSSIBLE). OLD SPEAKERS TO BE TEMPORARILY SUPPORTED AND KEPT IN OPERATION DURING CONSTRUCTION, UNTIL NEW SPEAKER SYSTEM HAS BEEN INSTALLED, TESTED, AND ACCEPTED.

WHERE NECESSARY OFF HOURS WORK WILL BE DONE TO LIMIT CLINICAL DEPARTMENT OPERATIONAL DOWNTIME. ALL WORK TO BE DONE WHEN ACCESS IS GRANTED TO THESE AREAS. CONTRACTOR SHALL INSTALL NEW SPEAKER AND CABLING TO HEAD-END, AND TEMPORARILY SUPPORT OLD SPEAKER. AFTER NEW SYSTEM HAS BEEN APPROVED, CONTRACTOR WILL RETURN TO DEMOLISH OLD SPEAKER, CABLING, AND ANY OLD PATHWAY THAT WAS NOT REUSED FOR THE NEW SYSTEM. NO CABLING OR PATHWAY SHALL BE ABANDONED IN PLACE.
UPON INSTALLATION OF NEW, DEMOLITION OF OLD, CONTRACTOR WILL PATCH, AND PAINT AS NECESSARY.

	EXISTING BUILDING - NOT IN SCOPE

BUILDING INDEX

BLDG NO.	BUILDING DESCRIPTION
100	MAIN HOSPITAL
102	GROUNDS
102A	STORAGE
103	ENGINEERING
104	CHILLER PLANT
104A	---
105	BOILER PLANT
106	---
107	---
108	RECREATIONAL BUILDING / VISOR / POLICE
108A	PSYCHOSOCIAL REHABILITATION AND RECOVERY CENTER
109	RESEARCH BUILDING
110	CARE IN THE COMMUNITY (CITC) AND HUMAN RESOURCES
---	---
---	---
---	---
114	---
120	VISOR BUILDING
121	---
122	---
123	GENERATOR
124	PARKING GARAGE
125	ADMIN BUILDING
---	VA REGIONAL OFFICE
---	FISHER HOUSE #1
---	FISHER HOUSE #2
---	FISHER HOUSE #3

FULLY SPRINKLERED

THIS SHEET INTENDED TO BE PRINTED IN COLOR

100% BID DOCUMENTS

No.	REVISION DESCRIPTION	DATE

CONSULTANTS:

ARCHITECT
SPUR DESIGN
312 SW 25TH STREET
OKLAHOMA CITY, OK 73109
(405) 842-6100

MECH / ELEC / PLUMB / TELECOM
SPUR DESIGN
2519 MADISON AVE., STE 100
KANSAS CITY, MO 64108
(913) 369-7200

FIRE PROTECTION ENGINEER
RATED ENGINEERING
609 S. KELLY AVENUE, STE H2
EDMOND, OK 73003
(405) 210-5814

INDUSTRIAL HYGENIST
RIVERFRONT SAFETY & HEALTH
11140 S TOWNE SQUARE, STE 100
ST. LOUIS, MO 63123
(314) 917-0148

PHYSICAL SECURITY
FORCE PROTECT
10901 FRONT BEACH RD, UNIT 1415
PANAMA CITY BEACH, FL 32407
(502) 836-4232

ENGINEER: H2B #: 23-133

H2B, INC.
1225 NORTH LOOP WEST, # 800
HOUSTON, TEXAS 77008
(713) 864-2900

TEXAS FIRM REGISTRATION #: 8856

STAMP:
REGISTERED ARCHITECT BRANDY JACKSON 32226 STATE OF TEXAS
07/21/2025

Drawing Title
PHASING PLAN

VA Health Care System Approval:

Project Title
REPLACE/UPGRADE CAMPUS OVERHEAD PAGING SYSTEM

Location MICHAEL E. DEBAKEY VAMC
2002 HOLCOMBE BLVD
HOUSTON, TX 77030

Date	Checked	Drawn
07/21/2025	AJS	CAB

Project Number
580-25-101

Building Number

Drawing Number
GI003
Drawing # 4 OF 231

Veterans Health Administration

VA | U.S. Department of Veterans Affairs

7/15/2025 1:23:28 PM

VA FORM 08-6231

HAZARDOUS MATERIAL KEYNOTES

H1 ASBESTOS CONTAINING BLACK TAR WATERPROOFING IS ASSUMED PRESENT WITHIN EXTERIOR WALL VOIDS. REUSE EXISTING WALL PENETRATIONS THROUGH EXTERIOR AND INTERIOR WALL SYSTEMS FOR SYSTEM UTILITIES. WITHIN A NEGATIVE PRESSURE ENCLOSURE AND USING MANUAL MEANS AND METHODS, PROVIDE A 6" SQUARE PENETRATION THROUGH EXTERIOR WALL VOID FOR NEW OUTDOOR HORN/SPEAKERS IN THE FOLLOWING APPROXIMATE QUANTITIES:

LEVEL 0: 23 PENETRATIONS EACH AT 6 INCHES SQUARE AND 23 NEGATIVE AIR MINI-ENCLOSURES.

LEVEL 1: 46 PENETRATIONS EACH AT 6 INCHES SQUARE AND 46 NEGATIVE AIR MINI-ENCLOSURES.

COORDINATE LOCATIONS AND EXTENTS AND REFER TO TELECOMMUNICATION PLAN DRAWINGS.

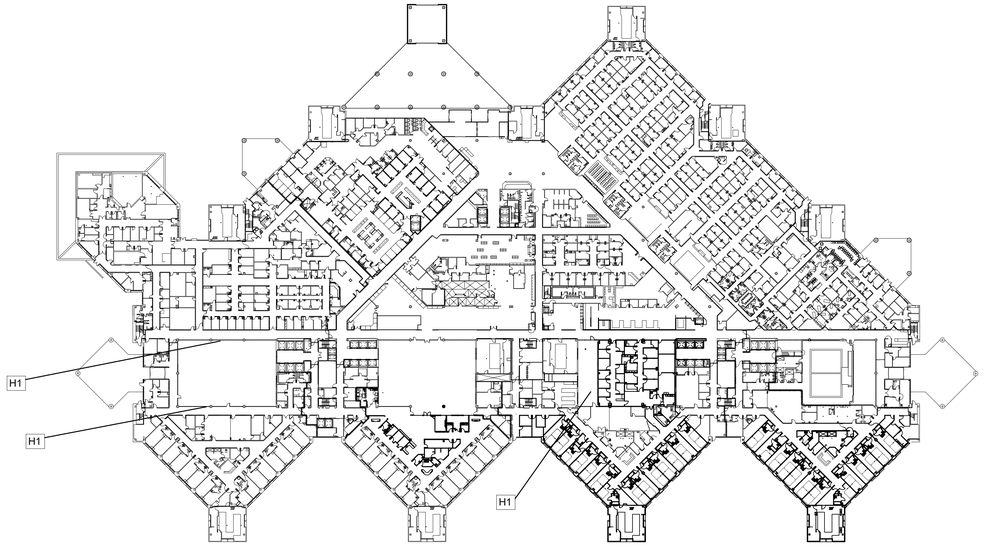

2 ENVIRONMENTAL HAZARDS - BUILDING 100 - LEVEL 1

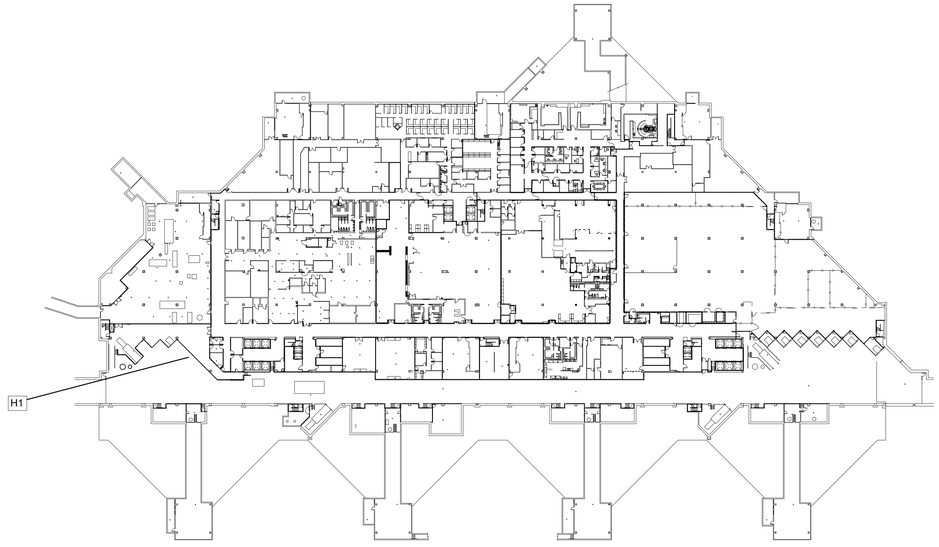

1 ENVIRONMENTAL HAZARDS - BUILDING 100 - LEVEL 0

KEY PLAN - BLDG 100

FULLY SPRINKLERED

100% BID DOCUMENTS

No.	REVISION DESCRIPTION	DATE

CONSULTANTS:

ARCHITECT
SPUR DESIGN
312 SW 25TH STREET
OKLAHOMA CITY, OK 73109
(405) 842-6100

MECH / ELEC / PLUMB / TELECOM
SPUR DESIGN
2519 MADISON AVE., STE 100
KANSAS CITY, MO 64108
(913) 369-7200

FIRE PROTECTION ENGINEER
RATED ENGINEERING
609 S. KELLY AVENUE, STE H2
EDMOND, OK 73003
(405) 210-5814

INDUSTRIAL HYGENIST
RIVERFRONT SAFETY & HEALTH
11140 S TOWNE SQUARE, STE 100
ST. LOUIS, MO 63123
(314) 917-0148

PHYSICAL SECURITY
FORCE PROTECT
10901 FRONT BEACH RD, UNIT 1415
PANAMA CITY BEACH, FL 32407
(502) 836-4232

ARCHITECT: H2B#: 23-133

H2B, INC.
1225 NORTH LOOP WEST, # 800
HOUSTON, TEXAS 77008
(713) 864-2900

TEXAS FIRM REGISTRATION #: 8856

STAMP:
LICENSED PROFESSIONAL ENGINEER
JAMES RUSSELL
CERTIFICATE NO. 8594 CP
EXPIRES 12-1-26
PROFESSIONAL ENGINEER
JAMES R. RUSSELL
07/21/2025

DRAWING TITLE
BUILDING 100 - ENVIRONMENTAL HAZARDS AND ABATEMENT - 1

VA HEALTH CARE SYSTEM APPROVAL:

PROJECT TITLE
OVERHEAD PAGING SYSTEM

LOCATION MICHAEL E. DEBAKEY VAMC
2002 HOLCOMBE BLVD
HOUSTON, TX 77030

DATE **07/21/2025** | CHECKED JR | DRAWN CD

PROJECT NUMBER **580-25-101**

BUILDING NUMBER 100

DRAWING NUMBER **H1000**

DRAWING # 05 OF 231

Veterans Health Administration

U.S. Department of Veterans Affairs

2/19/2024 9:13:29 AM

VA FORM 08-6231

HAZARDOUS MATERIAL NOTES

1 ASBESTOS CONTAINING BLACK TAR WATERPROOFING IS ASSUMED PRESENT WITHIN EXTERIOR WALL VOIDS. REUSE EXISTING WALL PENETRATIONS THROUGH EXTERIOR AND INTERIOR WALL SYSTEMS FOR SYSTEM UTILITIES.

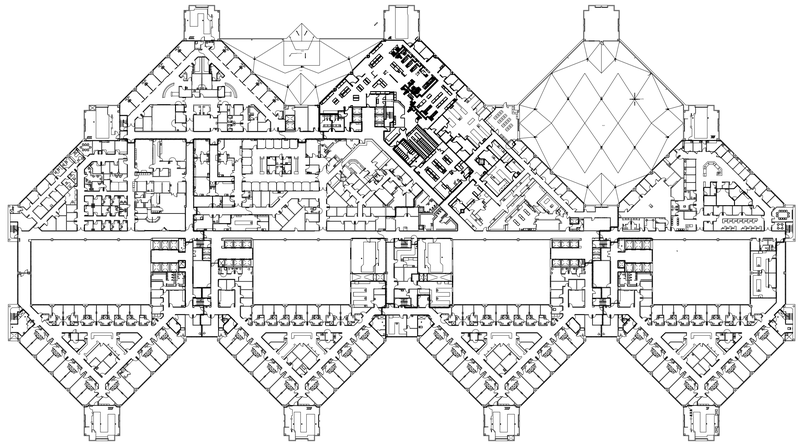

2 ENVIRONMENTAL HAZARDS - BUILDING 100 - LEVEL 3

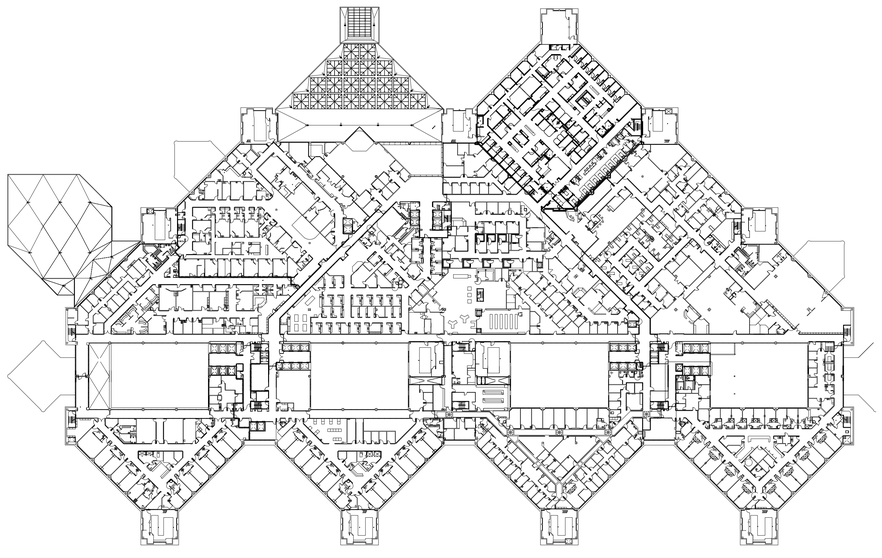

1 ENVIRONMENTAL HAZARDS - BUILDING 100 - LEVEL 2

KEY PLAN - BLDG 100

FULLY SPRINKLERED

100% BID DOCUMENTS

No.	REVISION DESCRIPTION	DATE

CONSULTANTS:

ARCHITECT
SPUR DESIGN
312 SW 25TH STREET
OKLAHOMA CITY, OK 73109
(405) 842-6100

MECH / ELEC / PLUMB / TELECOM
SPUR DESIGN
2519 MADISON AVE., STE 100
KANSAS CITY, MO 64108
(913) 369-7200

FIRE PROTECTION ENGINEER
RATED ENGINEERING
609 S. KELLY AVENUE, STE H2
EDMOND, OK 73003
(405) 210-5814

INDUSTRIAL HYGENIST
RIVERFRONT SAFETY & HEALTH
11140 S TOWNE SQUARE, STE 100
ST. LOUIS, MO 63123
(314) 917-0148

PHYSICAL SECURITY
FORCE PROTECT
10901 FRONT BEACH RD, UNIT 1415
PANAMA CITY BEACH, FL 32407
(502) 836-4232

ARCHITECT: H2B#: 23-133

H2B, INC.
1225 NORTH LOOP WEST, # 800
HOUSTON, TEXAS 77008
(713) 864-2900

TEXAS FIRM REGISTRATION #: 8856

STAMP:
MICHAEL E. DEBAKEY VA GLOBAL EHS CREDENTIALING
CERTIFICATE NO. 8594 CP
EXPIRES 12-1-26
CERTIFIED TRAINING OFFICER
JOHN R. SNYDER, JR.
07/21/2025

DRAWING TITLE
BUILDING 100 - ENVIRONMENTAL HAZARDS AND ABATEMENT - 2

VA HEALTH CARE SYSTEM APPROVAL:

PROJECT TITLE
OVERHEAD PAGING SYSTEM

LOCATION MICHAEL E. DEBAKEY VAMC
2002 HOLCOMBE BLVD
HOUSTON, TX 77030

DATE **07/21/2025** | CHECKED JR | DRAWN CD

PROJECT NUMBER **580-25-101**

BUILDING NUMBER 100

DRAWING NUMBER
H1001
DRAWING # 06 OF 231

Veterans Health Administration

VA | U.S. Department of Veterans Affairs

2/19/2024 9:13:29 AM

VA FORM 08-6231

HAZARDOUS MATERIAL NOTES

1 ASBESTOS CONTAINING BLACK TAR WATERPROOFING IS ASSUMED PRESENT WITHIN EXTERIOR WALL VOIDS. REUSE EXISTING WALL PENETRATIONS THROUGH EXTERIOR AND INTERIOR WALL SYSTEMS FOR SYSTEM UTILITIES.

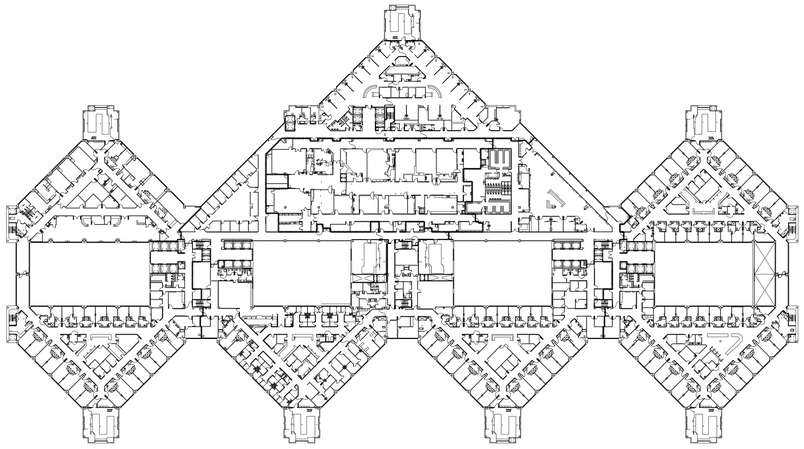

2 ENVIRONMENTAL HAZARDS - BUILDING 100 - LEVEL 5

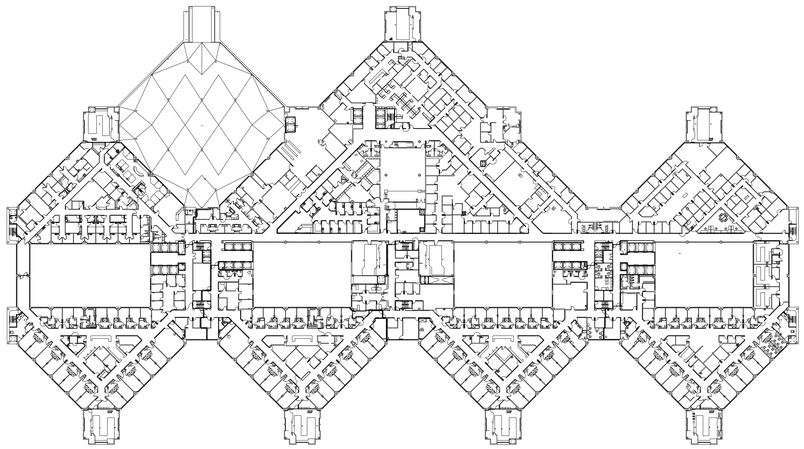

1 ENVIRONMENTAL HAZARDS - BUILDING 100 - LEVEL 4

KEY PLAN - BLDG 100

FULLY SPRINKLERED

100% BID DOCUMENTS

No.	REVISION DESCRIPTION	DATE

CONSULTANTS:

ARCHITECT
SPUR DESIGN
312 SW 25TH STREET
OKLAHOMA CITY, OK 73109
(405) 842-6100

MECH / ELEC / PLUMB / TELECOM
SPUR DESIGN
2519 MADISON AVE., STE 100
KANSAS CITY, MO 64108
(913) 369-7200

FIRE PROTECTION ENGINEER
RATED ENGINEERING
609 S. KELLY AVENUE, STE H2
EDMOND, OK 73003
(405) 210-5814

INDUSTRIAL HYGENIST
RIVERFRONT SAFETY & HEALTH
11140 S TOWNE SQUARE, STE 100
ST. LOUIS, MO 63123
(314) 917-0148

PHYSICAL SECURITY
FORCE PROTECT
10901 FRONT BEACH RD, UNIT 1415
PANAMA CITY BEACH, FL 32407
(502) 836-4232

ARCHITECT: H2B#: 23-133

H2B, INC.
1225 NORTH LOOP WEST, # 800
HOUSTON, TEXAS 77008
(713) 864-2900

TEXAS FIRM REGISTRATION #: 8856

STAMP:

BENJAMIN GLOBAL EHS CONSULTANTS, LLC
CERTIFICATE NO. 8594 CP
EXPIRES 12-1-26
BENJAMIN GLOBAL EHS CONSULTANTS, LLC
JASON P. BENJAMIN, CIH
07/21/2025

DRAWING TITLE
BUILDING 100 - ENVIRONMENTAL HAZARDS AND ABATEMENT - 3

VA HEALTH CARE SYSTEM APPROVAL:

PROJECT TITLE
OVERHEAD PAGING SYSTEM

LOCATION MICHAEL E. DEBAKEY VAMC
2002 HOLCOMBE BLVD
HOUSTON, TX 77030

DATE **07/21/2025** | CHECKED JR | DRAWN CD

PROJECT NUMBER **580-25-101**

BUILDING NUMBER 100

DRAWING NUMBER **H1002**

DRAWING # 07 OF 231

Veterans Health Administration

VA | U.S. Department of Veterans Affairs

2/19/2024 9:13:29 AM

VA FORM 08-6231

H1 ASBESTOS CONTAINING BLACK TAR WATERPROOFING IS ASSUMED PRESENT WITHIN EXTERIOR WALL VOIDS. REUSE EXISTING WALL PENETRATIONS THROUGH EXTERIOR AND INTERIOR WALL SYSTEMS FOR SYSTEM UTILITIES. WITHIN A NEGATIVE PRESSURE ENCLOSURE AND USING MANUAL MEANS AND METHODS, PROVIDE A 6" SQUARE PENETRATION THROUGH EXTERIOR WALL VOID FOR NEW OUTDOOR HORN/SPEAKERS, 4 PENETRATIONS EACH AT 6 INCHES SQUARE AND 4 NEGATIVE AIR MINI-ENCLOSURES. COORDINATE LOCATIONS AND EXTENTS ON LEVEL 6.

H2 ASBESTOS CONTAINING BLACK TAR WATERPROOFING IS ASSUMED PRESENT WITHIN EXTERIOR WALL VOIDS. REUSE EXISTING WALL PENETRATIONS THROUGH EXTERIOR AND INTERIOR WALL SYSTEMS FOR SYSTEM UTILITIES.

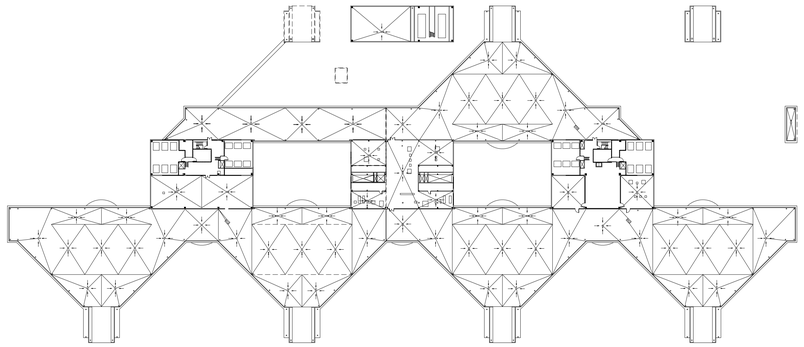

2 ENVIRONMENTAL HAZARDS - BUILDING 100 - LEVEL 7

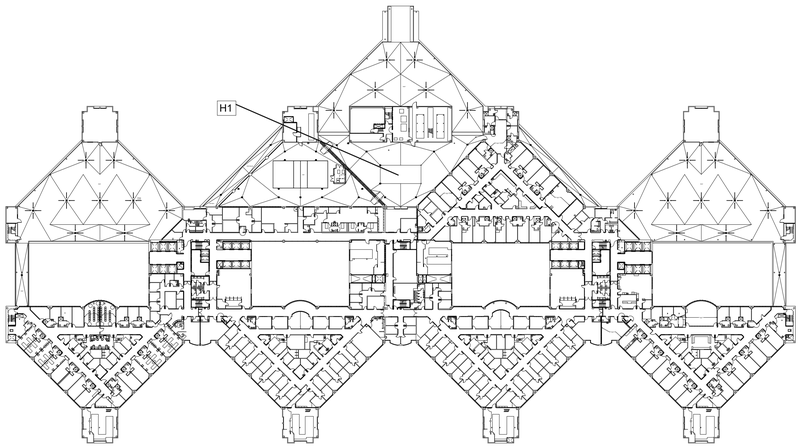

1 ENVIRONMENTAL HAZARDS - BUILDING 100 - LEVEL 6

KEY PLAN - BLDG 100

FULLY SPRINKLERED

100% BID DOCUMENTS

No.	REVISION DESCRIPTION	DATE

CONSULTANTS:

ARCHITECT
SPUR DESIGN
312 SW 25TH STREET
OKLAHOMA CITY, OK 73109
(405) 842-6100

MECH / ELEC / PLUMB / TELECOM
SPUR DESIGN
2519 MADISON AVE., STE 100
KANSAS CITY, MO 64108
(913) 369-7200

FIRE PROTECTION ENGINEER
RATED ENGINEERING
609 S. KELLY AVENUE, STE H2
EDMOND, OK 73003
(405) 210-5814

INDUSTRIAL HYGENIST
RIVERFRONT SAFETY & HEALTH
11140 S TOWNE SQUARE, STE 100
ST. LOUIS, MO 63123
(314) 917-0148

PHYSICAL SECURITY
FORCE PROTECT
10901 FRONT BEACH RD, UNIT 1415
PANAMA CITY BEACH, FL 32407
(502) 836-4232

ARCHITECT: H2B#: 23-133

H2B, INC.
1225 NORTH LOOP WEST, # 800
HOUSTON, TEXAS 77008
(713) 864-2900

TEXAS FIRM REGISTRATION #: 8856

STAMP:
REGISTERED GLOBAL EHS CONSULTANT
REGISTRANT
REGISTRANT NO. 8594 CP
EXPIRES 12-1-26
07/21/2025

DRAWING TITLE
BUILDING 100 - ENVIRONMENTAL HAZARDS AND ABATEMENT - 4

VA HEALTH CARE SYSTEM APPROVAL:

PROJECT TITLE
OVERHEAD PAGING SYSTEM

LOCATION MICHAEL E. DEBAKEY VAMC
2002 HOLCOMBE BLVD
HOUSTON, TX 77030

DATE **07/21/2025** | CHECKED JR | DRAWN CD

PROJECT NUMBER **580-25-101**

BUILDING NUMBER 100

DRAWING NUMBER
H1003
DRAWING # 08 OF 231

Veterans Health Administration

VA U.S. Department of Veterans Affairs

2/19/2024 9:13:29 AM

VA FORM 08-6231

HAZARDOUS MATERIAL NOTES

H1 BATHROOM FIXTURES AND/OR CERAMIC WALL TILES WITH LEAD CONTAINING GLAZE ARE PRESENT, PROTECT AS NECESSARY (PRESUMED LEAD CONTAINING MATERIAL).

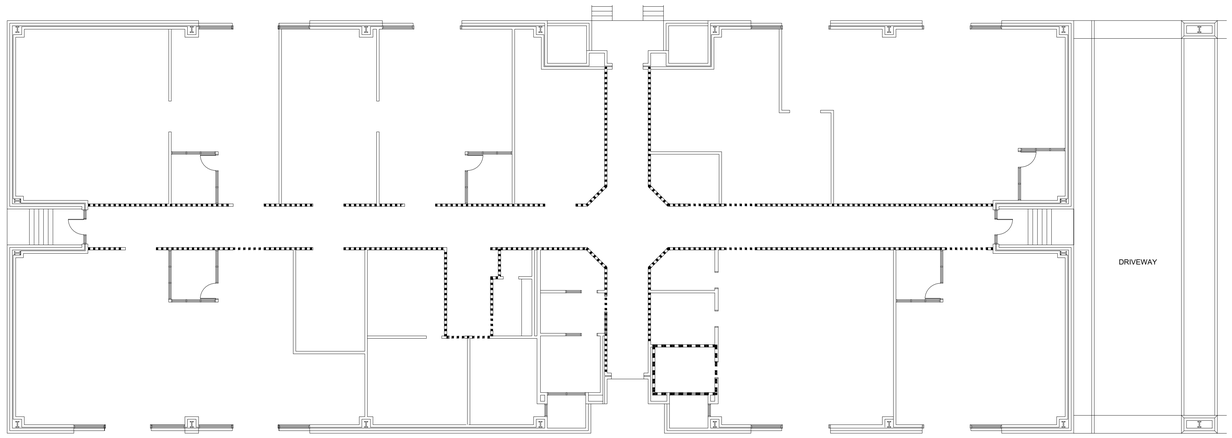

1 ENVIRONMENTAL HAZARDS - BUILDING 103 - LEVEL 1

KEY PLAN - BLDGS 103, 104, & 105

FULLY SPRINKLERED

100% BID DOCUMENTS

No.	REVISION DESCRIPTION	DATE

2/19/2024 9:13:29 AM

CONSULTANTS:

ARCHITECT
SPUR DESIGN
312 SW 25TH STREET
OKLAHOMA CITY, OK 73109
(405) 842-6100

MECH / ELEC / PLUMB / TELECOM
SPUR DESIGN
2519 MADISON AVE., STE 100
KANSAS CITY, MO 64108
(913) 369-7200

FIRE PROTECTION ENGINEER
RATED ENGINEERING
609 S. KELLY AVENUE, STE H2
EDMOND, OK 73003
(405) 210-5814

INDUSTRIAL HYGENIST
RIVERFRONT SAFETY & HEALTH
11140 S TOWNE SQUARE, STE 100
ST. LOUIS, MO 63123
(314) 917-0148

PHYSICAL SECURITY
FORCE PROTECT
10901 FRONT BEACH RD, UNIT 1415
PANAMA CITY BEACH, FL 32407
(502) 836-4232

ARCHITECT: H2B#: 23-133

H2B, INC.
1225 NORTH LOOP WEST, # 800
HOUSTON, TEXAS 77008
(713) 864-2900

TEXAS FIRM REGISTRATION #: 8856

STAMP:
TEXAS GLOBAL ENG. CREDENTIALS
CERTIFICATE NO. 8594 CP
EXPIRES 12-1-26
07/21/2025

DRAWING TITLE
BUILDING 103 - LEVEL 1 - ENVIRONMENTAL HAZARDS AND ABATEMENT

VA HEALTH CARE SYSTEM APPROVAL:

PROJECT TITLE
OVERHEAD PAGING SYSTEM

LOCATION MICHAEL E. DEBAKEY VAMC
2002 HOLCOMBE BLVD
HOUSTON, TX 77030

DATE **07/21/2025** | CHECKED JR | DRAWN CD

PROJECT NUMBER **580-25-101**

BUILDING NUMBER 103

DRAWING NUMBER **H1031**

DRAWING # 09 OF 231

Veterans Health Administration

VA U.S. Department of Veterans Affairs

VA FORM 08-6231

HAZARDOUS MATERIAL KEYNOTES

H1 ON WEEKENDS, REMOVE SPOT LOCATIONS OF LBP PAINT ON BRICK AND/OR PLASTER WALLS USING MANUAL MEANS AND CHEMICAL METHODS WITHIN REGULATED AREAS, 10 LOCATIONS AT 2 SF EACH. COORDINATE LOCATIONS AND EXTENTS FOR FUTURE OUTSIDE HORN TYPE SPEAKER SYSTEM.

H2 LBP ON STRUCTURAL STEEL, USE MECHANICAL CLAMPS WHERE NECESSARY AND PROTECT AS NECESSARY.

HAZARDOUS MATERIAL GENERAL NOTES

1 THE FOLLOWING HAZARDOUS MATERIALS ARE PRESENT THROUGHOUT BUILDING 104 & BUILDING 105 BUT ARE NOT ANTICIPATED TO BE IMPACTED WITHIN THE TARGETED SCOPE OF WORK. SHOULD THESE MATERIALS OR ADDITIONAL SUSPECT MATERIALS BE ENCOUNTERED, STOP WORK IMMEDIATELY AND CONTACT VA COR FOR DIRECTION.

- ASBESTOS INSULATION, FITTINGS, AND ELBOWS PRESENT ON STEAM LINES THROUGHOUT. PROTECT AS NECESSARY.
- ASBESTOS GRAY MASTIC PRESENT ON FIBERGLASS PIPE INSULATION PRESENT THROUGHOUT. PROTECT AS NECESSARY.
- ASBESTOS WRAPPING ON WATER LINES PRESENT THROUGHOUT. PROTECT AS NECESSARY.

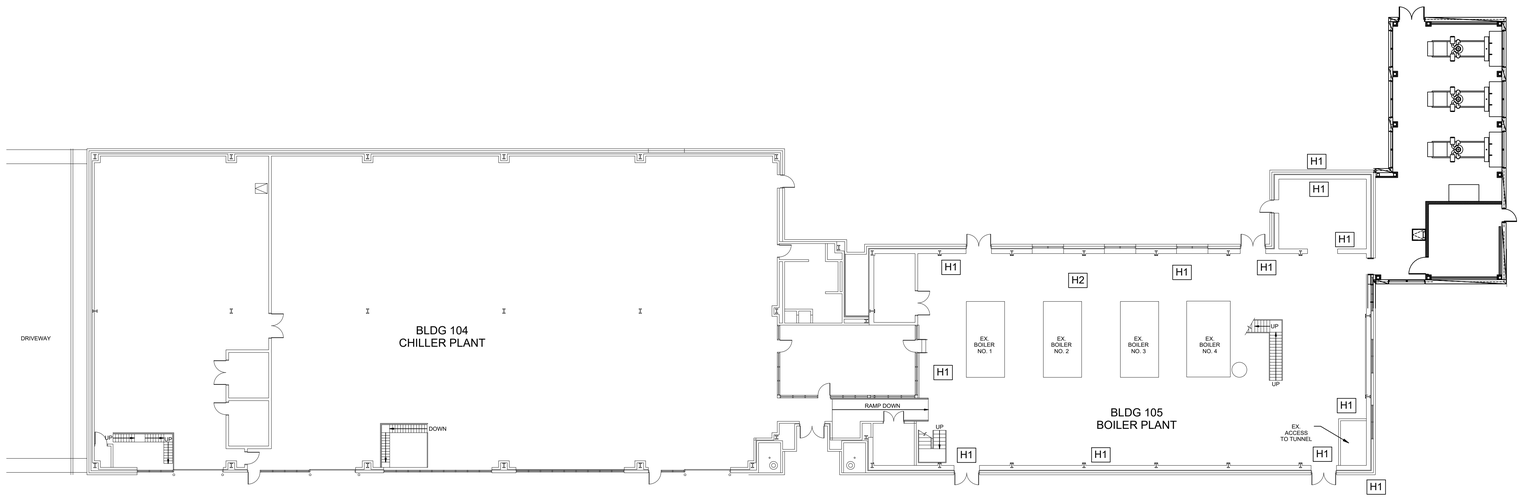

1 ENVIRONMENTAL HAZARDS - BUILDINGS 104 & 105 - LEVEL 1

KEY PLAN - BLDGS 103, 104, & 105

FULLY SPRINKLERED

100% BID DOCUMENTS

No.	REVISION DESCRIPTION	DATE

CONSULTANTS:

ARCHITECT
SPUR DESIGN
312 SW 25TH STREET
OKLAHOMA CITY, OK 73109
(405) 842-6100

MECH / ELEC / PLUMB / TELECOM
SPUR DESIGN
2519 MADISON AVE., STE 100
KANSAS CITY, MO 64108
(913) 369-7200

FIRE PROTECTION ENGINEER
RATED ENGINEERING
609 S. KELLY AVENUE, STE H2
EDMOND, OK 73003
(405) 210-5814

INDUSTRIAL HYGENIST
RIVERFRONT SAFETY & HEALTH
11140 S TOWNE SQUARE, STE 100
ST. LOUIS, MO 63123
(314) 917-0148

PHYSICAL SECURITY
FORCE PROTECT
10901 FRONT BEACH RD, UNIT 1415
PANAMA CITY BEACH, FL 32407
(502) 836-4232

ARCHITECT: H2B#: 23-133

H2B, INC.
1225 NORTH LOOP WEST, # 800
HOUSTON, TEXAS 77008
(713) 864-2900

TEXAS FIRM REGISTRATION #: 8856

STAMP:
CERTIFICATE NO. 8594 CP
EXPIRES 12-1-26
07/21/2025

DRAWING TITLE
BUILDINGS 104 & 105 - LEVEL 1 - ENVIRONMENTAL HAZARDS AND ABATEMENT

VA HEALTH CARE SYSTEM APPROVAL:

PROJECT TITLE
OVERHEAD PAGING SYSTEM

LOCATION MICHAEL E. DEBAKEY VAMC
2002 HOLCOMBE BLVD
HOUSTON, TX 77030

DATE **07/21/2025** | CHECKED JR | DRAWN CD

PROJECT NUMBER **580-25-101**

BUILDING NUMBER 104 & 105

DRAWING NUMBER **H1041**

DRAWING # 10 OF 231

Veterans Health Administration

U.S. Department of Veterans Affairs

2/19/2024 9:13:29 AM

VA FORM 08-6231

HAZARDOUS MATERIAL KEYNOTES

H1 BATHROOM FIXTURES AND/OR CERAMIC WALL TILES WITH LEAD CONTAINING GLAZE ARE PRESENT, PROTECT AS NECESSARY (PRESUMED LEAD CONTAINING MATERIAL).

HAZARDOUS MATERIAL NOTES

1 THE FOLLOWING HAZARDOUS MATERIALS ARE PRESUMED PRESENT THROUGHOUT BUILDING 108 BUT ARE NOT ANTICIPATED TO BE IMPACTED WITHIN THE TARGETED SCOPE OF WORK. SHOULD THESE MATERIALS OR ADDITIONAL SUSPECT MATERIALS BE ENCOUNTERED, STOP WORK IMMEDIATELY AND CONTACT VA COR FOR DIRECTION.

- ASBESTOS 9"X9" OLIVE AND BLACK MASTIC FLOOR TILE PRESUMED PRESENT. PROTECT AS NECESSARY.
- ASBESTOS BLACK MASTIC ON MIRRORS PRESUMED PRESENT. PROTECT AS NECESSARY.

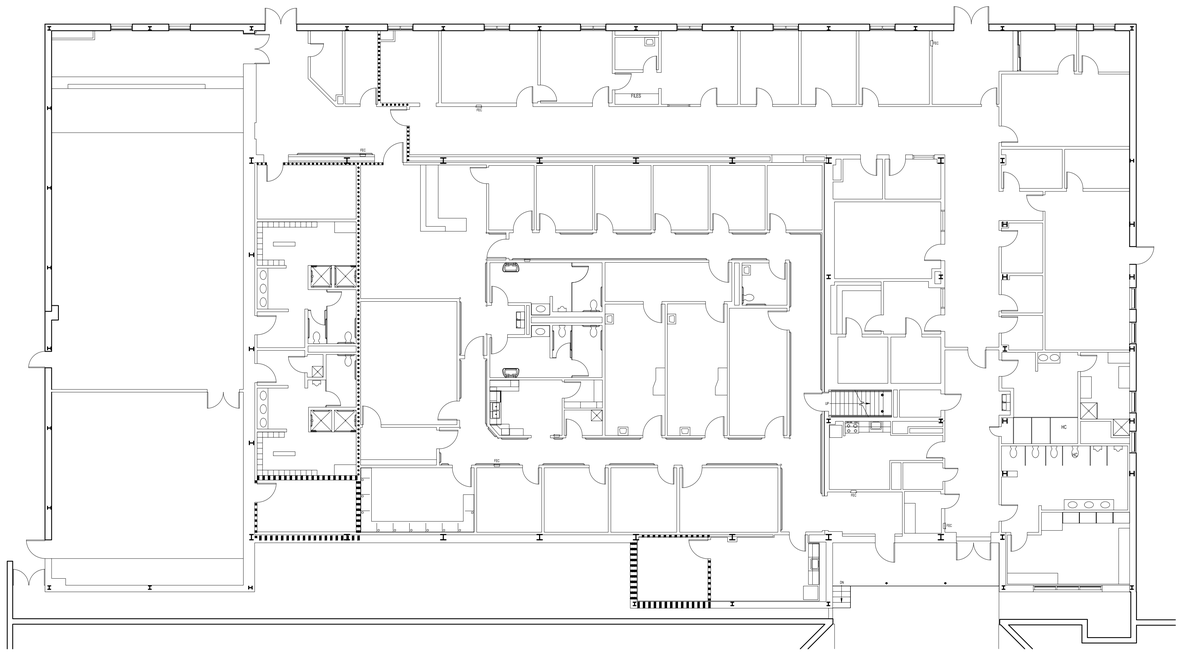

1 ENVIRONMENTAL HAZARDS - BUILDING 108 - LEVEL 1

KEY PLAN - BLDGS 108 & 108A

FULLY SPRINKLERED

100% BID DOCUMENTS

No.	REVISION DESCRIPTION	DATE

2/19/2024 9:13:29 AM

VA FORM 08-6231

CONSULTANTS:

ARCHITECT
SPUR DESIGN
312 SW 25TH STREET
OKLAHOMA CITY, OK 73109
(405) 842-6100

MECH / ELEC / PLUMB / TELECOM
SPUR DESIGN
2519 MADISON AVE., STE 100
KANSAS CITY, MO 64108
(913) 369-7200

FIRE PROTECTION ENGINEER
RATED ENGINEERING
609 S. KELLY AVENUE, STE H2
EDMOND, OK 73003
(405) 210-5814

INDUSTRIAL HYGENIST
RIVERFRONT SAFETY & HEALTH
11140 S TOWNE SQUARE, STE 100
ST. LOUIS, MO 63123
(314) 917-0148

PHYSICAL SECURITY
FORCE PROTECT
10901 FRONT BEACH RD, UNIT 1415
PANAMA CITY BEACH, FL 32407
(502) 836-4232

ARCHITECT: H2B#: 23-133

H2B, INC.
1225 NORTH LOOP WEST, # 800
HOUSTON, TEXAS 77008
(713) 864-2900

TEXAS FIRM REGISTRATION #: 8856

STAMP:

BUILDING TECHNOLOGY & INFORMATION SYSTEMS
CERTIFICATE NO. 8594 CP
EXPIRES 12-1-26
JAMES R. REYNOLDS
07/21/2025

DRAWING TITLE
BUILDING 108 - LEVEL 1 - ENVIRONMENTAL HAZARDS AND ABATEMENT

VA HEALTH CARE SYSTEM APPROVAL:

PROJECT TITLE
OVERHEAD PAGING SYSTEM

LOCATION MICHAEL E. DEBAKEY VAMC
2002 HOLCOMBE BLVD
HOUSTON, TX 77030

DATE **07/21/2025** | CHECKED JR | DRAWN CD

PROJECT NUMBER **580-25-101**

BUILDING NUMBER 108

DRAWING NUMBER **H1081**

DRAWING # 11 OF 231

Veterans Health Administration

VA U.S. Department of Veterans Affairs

HAZARDOUS MATERIAL KEYNOTES

H1 BATHROOM FIXTURES AND/OR CERAMIC WALL TILES WITH LEAD CONTAINING GLAZE ARE PRESENT, PROTECT AS NECESSARY (PRESUMED LEAD CONTAINING MATERIAL).

HAZARDOUS MATERIAL NOTES

1 NO KNOWN HAZARDOUS MATERIALS EXIST WITHIN SCOPE OF WORK AREAS IN BUILDING 108A. IF SUSPECT MATERIALS ARE UNCOVERED DURING COURSE OF CONSTRUCTION, STOP WORK AND ALERT COR IMMEDIATELY.

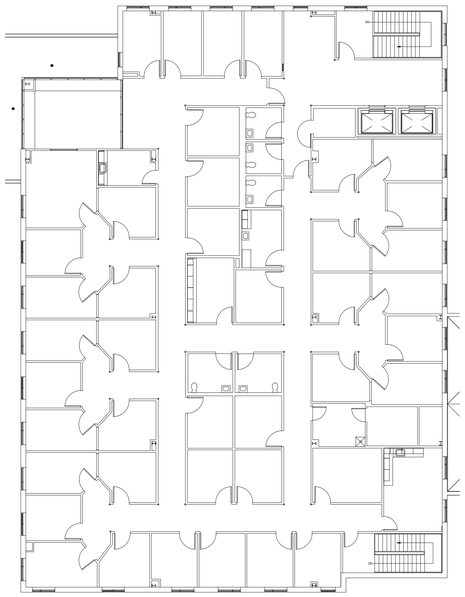

2 ENVIRONMENTAL HAZARDS - BUILDING 108A - LEVEL 2

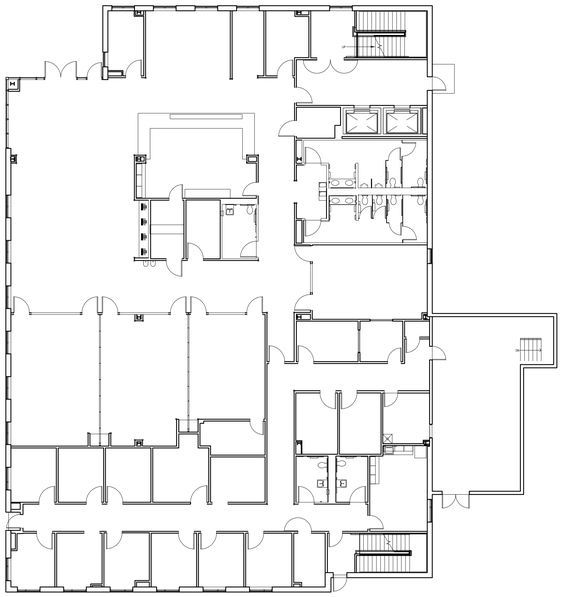

1 ENVIRONMENTAL HAZARDS - BUILDING 108A - LEVEL 1

KEY PLAN - BLDGS 108 & 108A

FULLY SPRINKLERED

100% BID DOCUMENTS

No.	REVISION DESCRIPTION	DATE

2/19/2024 9:13:29 AM

VA FORM 08-6231

CONSULTANTS:

ARCHITECT
SPUR DESIGN
312 SW 25TH STREET
OKLAHOMA CITY, OK 73109
(405) 842-6100

MECH / ELEC / PLUMB / TELECOM
SPUR DESIGN
2519 MADISON AVE., STE 100
KANSAS CITY, MO 64108
(913) 369-7200

FIRE PROTECTION ENGINEER
RATED ENGINEERING
609 S. KELLY AVENUE, STE H2
EDMOND, OK 73003
(405) 210-5814

INDUSTRIAL HYGENIST
RIVERFRONT SAFETY & HEALTH
11140 S TOWNE SQUARE, STE 100
ST. LOUIS, MO 63123
(314) 917-0148

PHYSICAL SECURITY
FORCE PROTECT
10901 FRONT BEACH RD, UNIT 1415
PANAMA CITY BEACH, FL 32407
(502) 636-4232

ARCHITECT: H2B#: 23-133

H2B, INC.
1225 NORTH LOOP WEST, # 800
HOUSTON, TEXAS 77008
(713) 864-2900

TEXAS FIRM REGISTRATION #: 8856

STAMP:

INTERNATIONAL GLOBAL ENV. CONSULTANTS INCORPORATED
CERTIFICATE NO. 8594 CP
EXPIRES 12-1-26
JOHN R. RUTHER
07/21/2025

DRAWING TITLE
BUILDING 108A - LEVELS 1 & 2 - ENVIRONMENTAL HAZARDS AND ABATEMENT

VA HEALTH CARE SYSTEM APPROVAL:

PROJECT TITLE
OVERHEAD PAGING SYSTEM

LOCATION MICHAEL E. DEBAKEY VAMC
2002 HOLCOMBE BLVD
HOUSTON, TX 77030

DATE	CHECKED	DRAWN
07/21/2025	JR	CD

PROJECT NUMBER **580-25-101**

BUILDING NUMBER 108A

DRAWING NUMBER **H108A**

DRAWING # 12 OF 231

Veterans Health Administration

VA U.S. Department of Veterans Affairs

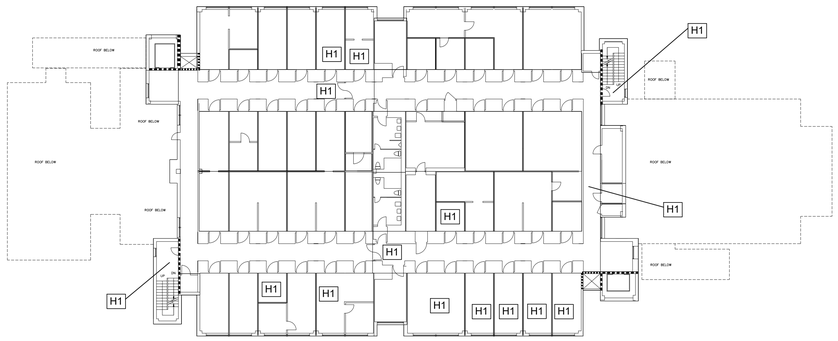

3 ENVIRONMENTAL HAZARDS - BUILDING 109 - LEVEL 2

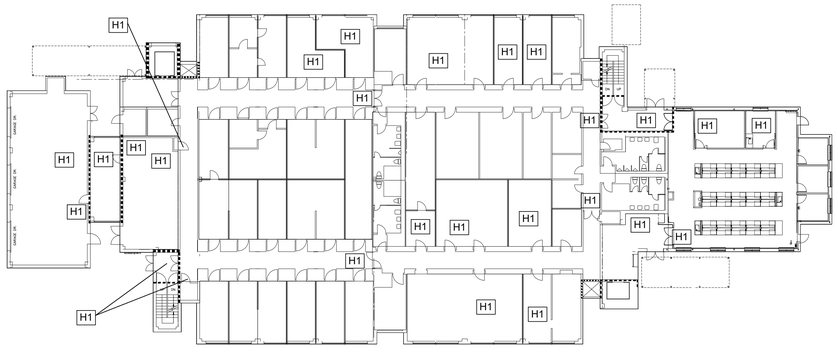

2 ENVIRONMENTAL HAZARDS - BUILDING 109 - LEVEL 1

1 ENVIRONMENTAL HAZARDS - BUILDING 109 - LEVEL 0

HAZARDOUS MATERIAL KEYNOTES

H1 DRYWALL WITH ASBESTOS JOINT COMPOUND AND/OR ASBESTOS SURFACE TEXTURE IS GENERALLY PRESENT THROUGHOUT BUILDING 109. WITHIN A NEGATIVE PRESSURE MINI-ENCLOSURE AND USING MANUAL MEANS, PROVIDE PENETRATION THROUGH WALL FOR ROUTING OF WIRING RELATED TO NEW OVERHEAD PAGING SYSTEM. EXISTING CEILING GRID SYSTEM TO REMAIN IN PLACE. ANY DEMOLITION OR OTHER IMPACT TO EXISTING CEILING GRID SYSTEM WILL REQUIRE ABATEMENT BY A LICENSED ABATEMENT CONTRACTOR. COORDINATE LOCATION AND EXTENTS OF PENETRATIONS, APPROXIMATELY 11 LOCATIONS ON LEVEL 0, 38 LOCATIONS ON LEVEL ONE, 20 LOCATIONS ON LEVEL TWO AND 69 NEGATIVE PRESSURE MINI-ENCLOSURES.

HAZARDOUS MATERIAL NOTES

1 THE FOLLOWING HAZARDOUS MATERIALS ARE PRESENT THROUGHOUT BUILDING 109 BUT ARE NOT ANTICIPATED TO BE IMPACTED WITHIN THE TARGETED SCOPE OF WORK. SHOULD THESE MATERIALS OR ADDITIONAL SUSPECT MATERIALS BE ENCOUNTERED, STOP WORK IMMEDIATELY AND CONTACT VA COR FOR DIRECTION.

- DRYWALL WITH JOINT COMPOUND AND TEXTURE IS ASBESTOS CONTAINING. ANY WORK LIKELY TO IMPACT WALL SYSTEMS THROUGHOUT WILL REQUIRE ABATEMENT BY A LICENSED ABATEMENT CONTRACTOR
- BLACK MASTIC UNDERLYING FLOOR TILE OR OTHER COVERINGS IS GENERALLY PRESENT THROUGHOUT BUILDING AND PRESUMED TO BE ASBESTOS CONTAINING. WORK LIKELY TO IMPACT ASBESTOS BLACK MASTIC ON FLOOR IS TO BE PERFORMED BY A LICENSED ABATEMENT CONTRACTOR. ALL BEIGE 12" X 12" FLOOR TILE IS CONSIDERED AN ASBESTOS CONTAINING MATERIAL(ACM) AND ASBESTOS BLACK MASTIC (PACM) WILL BE UNDERLYING.
- MASTIC ON WOODEN BEAMS AT THE PENTHOUSE LEVEL IS ASBESTOS CONTAINING.

NOTE: AT END OF EACH SHIFT, THE REPLACEMENT OF CEILING TILES IS REQUIRED WITHIN WORK AREAS OUTSIDE OF A RATED CONSTRUCTION BARRIER. IF THE TILES CANNOT BE REPLACED, THE SPRINKLER SYSTEM MAY BE CONSIDERED OUT OF SERVICE IN THESE AREAS AND 1-HOUR FIRE RATED SEPARATION WILL BE REQUIRED BETWEEN THE CONSTRUCTION AREA AND THE OCCUPIED PORTIONS OF THE BUILDING.

KEY PLAN - BLDG 109

FULLY SPRINKLERED

100% BID DOCUMENTS

No.	REVISION DESCRIPTION	DATE

CONSULTANTS:

ARCHITECT
SPUR DESIGN
312 SW 25TH STREET
OKLAHOMA CITY, OK 73109
(405) 842-6100

MECH / ELEC / PLUMB / TELECOM
SPUR DESIGN
2519 MADISON AVE., STE 100
KANSAS CITY, MO 64108
(913) 369-7200

FIRE PROTECTION ENGINEER
RATED ENGINEERING
609 S. KELLY AVENUE, STE H2
EDMOND, OK 73003
(405) 210-5814

INDUSTRIAL HYGENIST
RIVERFRONT SAFETY & HEALTH
11140 S TOWNE SQUARE, STE 100
ST. LOUIS, MO 63123
(314) 917-0148

PHYSICAL SECURITY
FORCE PROTECT
10901 FRONT BEACH RD, UNIT 1415
PANAMA CITY BEACH, FL 32407
(502) 836-4232

ARCHITECT: H2B#: 23-133

H2B ENGINEERS, INC.
1225 NORTH LOOP WEST, # 800
HOUSTON, TEXAS 77008
(713) 864-2900

TEXAS FIRM REGISTRATION #: 8856

STAMP:
TEXAS GLOBAL EHS CONSULTANTS, INC.
REGISTERED
8594 CP
EXPIRES
12-1-26
TEXAS
MICHAEL E. DEBAKEY
07/21/2025

DRAWING TITLE
BUILDING 109 - ENVIRONMENTAL HAZARDS AND ABATEMENT

VA HEALTH CARE SYSTEM APPROVAL:

PROJECT TITLE
OVERHEAD PAGING SYSTEM

LOCATION MICHAEL E. DEBAKEY VAMC
2002 HOLCOMBE BLVD
HOUSTON, TX 77030

DATE **07/21/2025** | CHECKED JR | DRAWN CD

PROJECT NUMBER **580-25-101**

BUILDING NUMBER 109

DRAWING NUMBER **H1091**

DRAWING # 13 OF 231

Veterans Health Administration

U.S. Department of Veterans Affairs

2/19/2024 9:13:29 AM

VA FORM 08-6231

HAZARDOUS MATERIAL KEYNOTES

H1 ON WEEKENDS, SCRAPE AND STABILIZE DETERIORATED LEAD BASED PAINT (LBP) ON CMU BLOCK WALL USING MANUAL MEANS AND APPLY TWO APPLICATIONS OF STABILIZER WITHIN A NEGATIVE PRESSURE ENCLOSURE, 1,200 SF OF BLOCK FACE AND 2,400 SF OF LEAD STABILIZER.

H2 BATHROOM FIXTURES AND/OR CERAMIC WALL TILES WITH LEAD CONTAINING GLAZE ARE PRESENT, PROTECT AS NECESSARY (PRESUMED LEAD CONTAINING MATERIAL).

HAZARDOUS MATERIAL GENERAL NOTES

1 THE FOLLOWING HAZARDOUS MATERIALS ARE PRESUMED PRESENT THROUGHOUT BUILDING 110 BUT ARE NOT ANTICIPATED TO BE IMPACTED WITHIN THE TARGETED SCOPE OF WORK. SHOULD THESE MATERIALS OR ADDITIONAL SUSPECT MATERIALS BE ENCOUNTERED, STOP WORK IMMEDIATELY AND CONTACT VA COR FOR DIRECTION.

- ASBESTOS WHITE DUCT MASTIC ON FOIL FIBERGLASS WRAP IS PRESENT. PROTECT AS NECESSARY.
- ASBESTOS 12"12 FLOOR TILES AND ASBESTOS BLACK MASTIC AND LEVELING COMPOUND UNDER FLOOR TILE ARE PRESUMED PRESENT. PROTECT AS NECESSARY.
- ASBESTOS BLACK WATERPROOFING AT THE BASEMENT LEVEL IS PRESUMED PRESENT. PROTECT AS NECESSARY.

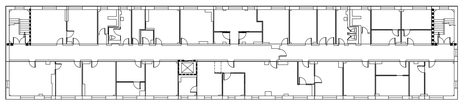

4 ENVIRONMENTAL HAZARDS - BUILDING 110 - LEVEL 3

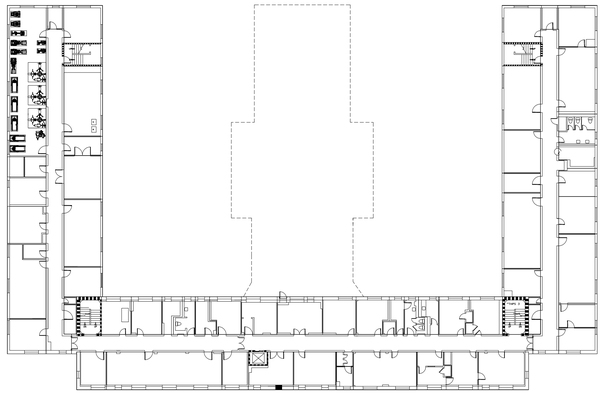

3 ENVIRONMENTAL HAZARDS - BUILDING 110 - LEVEL 2

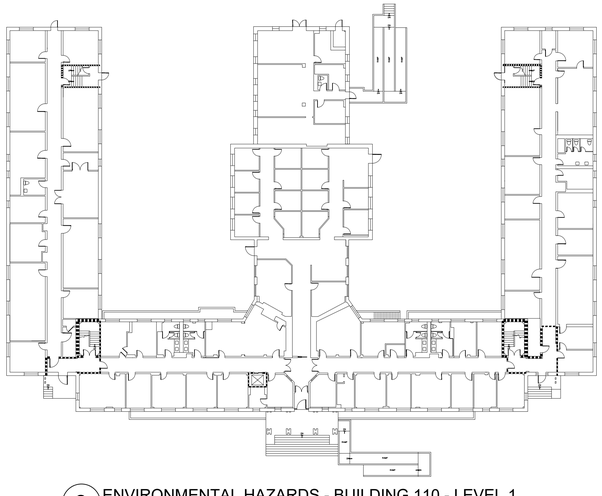

2 ENVIRONMENTAL HAZARDS - BUILDING 110 - LEVEL 1

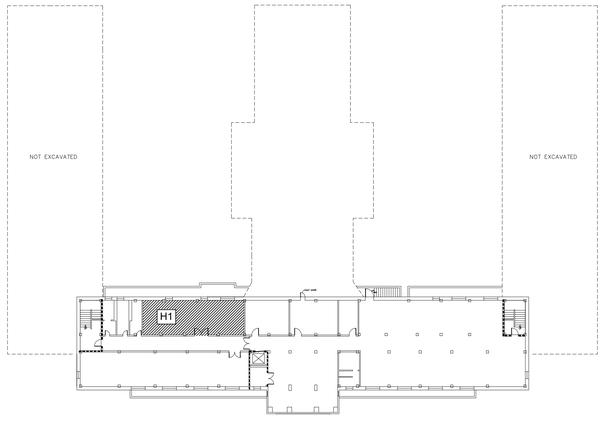

1 ENVIRONMENTAL HAZARDS - BUILDING 110 - LEVEL 0

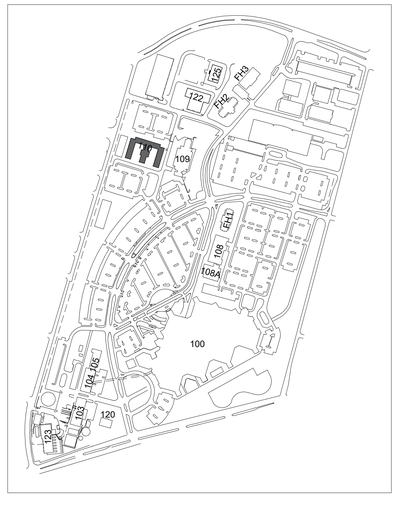

KEY PLAN - BLDG 110

FULLY SPRINKLERED

100% BID DOCUMENTS

No.	REVISION DESCRIPTION	DATE

CONSULTANTS:

ARCHITECT
SPUR DESIGN
312 SW 25TH STREET
OKLAHOMA CITY, OK 73109
(405) 842-6100

MECH / ELEC / PLUMB / TELECOM
SPUR DESIGN
2519 MADISON AVE., STE 100
KANSAS CITY, MO 64108
(913) 369-7200

FIRE PROTECTION ENGINEER
RATED ENGINEERING
609 S. KELLY AVENUE, STE H2
EDMOND, OK 73003
(405) 210-5814

INDUSTRIAL HYGENIST
RIVERFRONT SAFETY & HEALTH
11140 S TOWNE SQUARE, STE 100
ST. LOUIS, MO 63123
(314) 917-0148

PHYSICAL SECURITY
FORCE PROTECT
10901 FRONT BEACH RD, UNIT 1415
PANAMA CITY BEACH, FL 32407
(502) 836-4232

ARCHITECT: H2B#: 23-133

H2B, INC.
1225 NORTH LOOP WEST, # 800
HOUSTON, TEXAS 77008
(713) 864-2900

TEXAS FIRM REGISTRATION #: 8856

STAMP:
INTERNATIONAL GLOBAL EHS CONSULTANTS INCORPORATED
CERTIFICATE NO. 8594 CP
EXPIRES 12-1-26
MICHAEL E. DEBAKEY VAMC
MICHAEL E. DEBAKEY, CIH
07/21/2025

DRAWING TITLE
BUILDING 110 - ENVIRONMENTAL HAZARDS AND ABATEMENT

VA HEALTH CARE SYSTEM APPROVAL:

PROJECT TITLE
OVERHEAD PAGING SYSTEM

LOCATION MICHAEL E. DEBAKEY VAMC
2002 HOLCOMBE BLVD
HOUSTON, TX 77030

DATE **07/21/2025** | CHECKED JR | DRAWN CD

PROJECT NUMBER **580-25-101**

BUILDING NUMBER 110

DRAWING NUMBER **H1101**

DRAWING # 14 OF 231

Veterans Health Administration

VA | U.S. Department of Veterans Affairs

2/19/2024 9:13:39 AM

VA FORM 08-6231

HAZARDOUS MATERIAL NOTES

H1 BATHROOM FIXTURES AND/OR CERAMIC WALL TILES WITH LEAD CONTAINING GLAZE ARE PRESENT, PROTECT AS NECESSARY (PRESUMED LEAD CONTAINING MATERIAL).

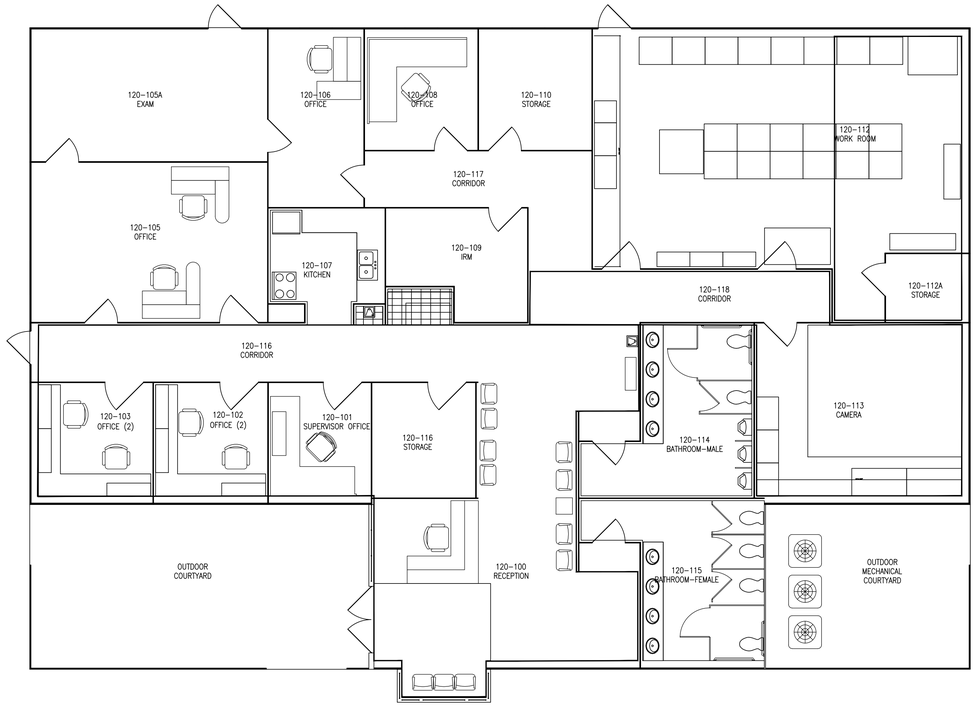

1 ENVIRONMENTAL HAZARDS - BUILDING 120 - LEVEL 1

KEY PLAN - BLDGS 120, 123 & 125

FULLY SPRINKLERED

100% BID DOCUMENTS

No.	REVISION DESCRIPTION	DATE

CONSULTANTS:

ARCHITECT
SPUR DESIGN
312 SW 25TH STREET
OKLAHOMA CITY, OK 73109
(405) 842-6100

MECH / ELEC / PLUMB / TELECOM
SPUR DESIGN
2519 MADISON AVE., STE 100
KANSAS CITY, MO 64108
(913) 369-7200

FIRE PROTECTION ENGINEER
RATED ENGINEERING
609 S. KELLY AVENUE, STE H2
EDMOND, OK 73003
(405) 210-5814

INDUSTRIAL HYGENIST
RIVERFRONT SAFETY & HEALTH
11140 S TOWNE SQUARE, STE 100
ST. LOUIS, MO 63123
(314) 917-0148

PHYSICAL SECURITY
FORCE PROTECT
10901 FRONT BEACH RD, UNIT 1415
PANAMA CITY BEACH, FL 32407
(502) 836-4232

ARCHITECT: H2B#: 23-133

H2B, INC.
1225 NORTH LOOP WEST, # 800
HOUSTON, TEXAS 77008
(713) 864-2900

TEXAS FIRM REGISTRATION #: 8856

STAMP:
REGISTERED GLOBAL ENG CRITERIA INTERNATIONAL
REGISTRATION
8594 CP
EXPIRES
12-1-26
TEXAS
07/21/2025

DRAWING TITLE
BUILDING 120 - LEVEL 1 - ENVIRONMENTAL HAZARDS AND ABATEMENT

VA HEALTH CARE SYSTEM APPROVAL:

PROJECT TITLE
OVERHEAD PAGING SYSTEM

LOCATION MICHAEL E. DEBAKEY VAMC
2002 HOLCOMBE BLVD
HOUSTON, TX 77030

DATE **07/21/2025** | CHECKED JR | DRAWN CD

PROJECT NUMBER **580-25-101**

BUILDING NUMBER 120

DRAWING NUMBER **H1201**

DRAWING # 15 OF 231

Veterans Health Administration

U.S. Department of Veterans Affairs

2/19/2024 9:13:29 AM

VA FORM 08-6231

HAZARDOUS MATERIAL NOTES

H1 BATHROOM FIXTURES AND/OR CERAMIC WALL TILES WITH LEAD CONTAINING GLAZE ARE PRESENT, PROTECT AS NECESSARY (PRESUMED LEAD CONTAINING MATERIAL).

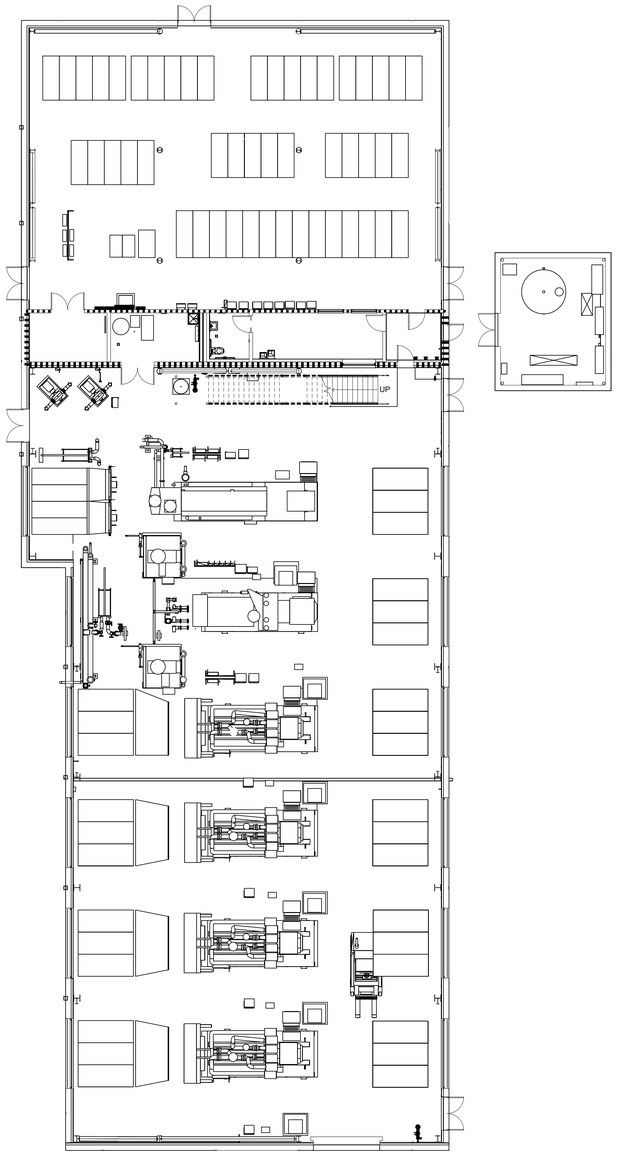

1 ENVIRONMENTAL HAZARDS - BUILDING 123 - LEVEL 1

KEY PLAN - BLDGS 120, 123 & 125

FULLY SPRINKLERED

100% BID DOCUMENTS

No.	REVISION DESCRIPTION	DATE

CONSULTANTS:

ARCHITECT
SPUR DESIGN
312 SW 25TH STREET
OKLAHOMA CITY, OK 73109
(405) 842-6100

MECH / ELEC / PLUMB / TELECOM
SPUR DESIGN
2519 MADISON AVE., STE 100
KANSAS CITY, MO 64108
(913) 369-7200

FIRE PROTECTION ENGINEER
RATED ENGINEERING
609 S. KELLY AVENUE, STE H2
EDMOND, OK 73003
(405) 210-5814

INDUSTRIAL HYGENIST
RIVERFRONT SAFETY & HEALTH
11140 S TOWNE SQUARE, STE 100
ST. LOUIS, MO 63123
(314) 917-0148

PHYSICAL SECURITY
FORCE PROTECT
10901 FRONT BEACH RD, UNIT 1415
PANAMA CITY BEACH, FL 32407
(502) 836-4232

ARCHITECT: H2B#: 23-133

H2B, INC.
1225 NORTH LOOP WEST, # 800
HOUSTON, TEXAS 77008
(713) 864-2900

TEXAS FIRM REGISTRATION #: 8856

STAMP:

TEXAS GLOBAL EHS CONSULTANTS, INC. — CERTIFICATE NO. 8594 CP — EXPIRES 12-1-26 — 1200 N. FM 1960 WEST, SUITE 100, HOUSTON, TEXAS 77090 — 281-580-7000 — KEVIN R. BARNES, CIH — 07/21/2025

DRAWING TITLE
BUILDING 123 - LEVEL 1 - ENVIRONMENTAL HAZARDS AND ABATEMENT

VA HEALTH CARE SYSTEM APPROVAL:

PROJECT TITLE
OVERHEAD PAGING SYSTEM

LOCATION MICHAEL E. DEBAKEY VAMC
2002 HOLCOMBE BLVD
HOUSTON, TX 77030

DATE **07/21/2025** | CHECKED JR | DRAWN CD

PROJECT NUMBER **580-25-101**

BUILDING NUMBER 123

DRAWING NUMBER **H1231**

DRAWING # 16 OF 231

Veterans Health Administration

VA U.S. Department of Veterans Affairs

2/19/2024 9:13:29 AM

VA FORM 08-6231

HAZARDOUS MATERIAL NOTES

H1 BATHROOM FIXTURES AND/OR CERAMIC WALL TILES WITH LEAD CONTAINING GLAZE ARE PRESENT, PROTECT AS NECESSARY (PRESUMED LEAD CONTAINING MATERIAL).

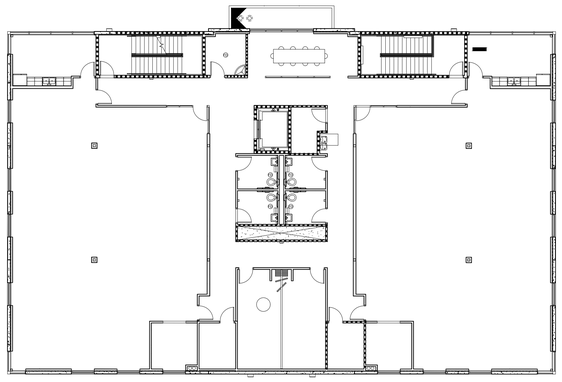

2 ENVIRONMENTAL HAZARDS - BUILDING 125- LEVEL 2

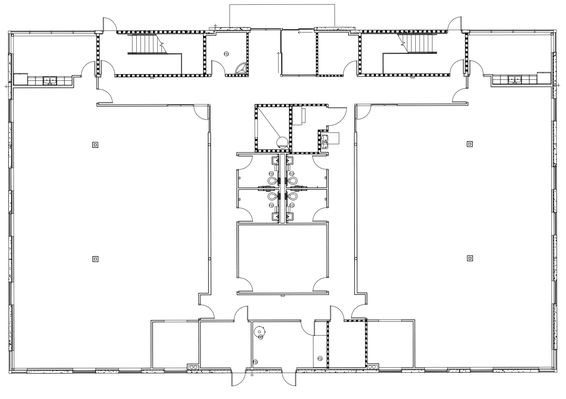

1 ENVIRONMENTAL HAZARDS - BUILDING 125- LEVEL 1

KEY PLAN - BLDGS 120, 123 & 125

FULLY SPRINKLERED

100% BID DOCUMENTS

No.	REVISION DESCRIPTION	DATE

2/19/2024 9:13:29 AM

CONSULTANTS:

ARCHITECT
SPUR DESIGN
312 SW 25TH STREET
OKLAHOMA CITY, OK 73109
(405) 842-6100

MECH / ELEC / PLUMB / TELECOM
SPUR DESIGN
2519 MADISON AVE., STE 100
KANSAS CITY, MO 64108
(913) 369-7200

FIRE PROTECTION ENGINEER
RATED ENGINEERING
609 S. KELLY AVENUE, STE H2
EDMOND, OK 73003
(405) 210-5814

INDUSTRIAL HYGENIST
RIVERFRONT SAFETY & HEALTH
11140 S TOWNE SQUARE, STE 100
ST. LOUIS, MO 63123
(314) 917-0148

PHYSICAL SECURITY
FORCE PROTECT
10901 FRONT BEACH RD, UNIT 1415
PANAMA CITY BEACH, FL 32407
(502) 836-4232

ARCHITECT: H2B#: 23-133

H2B, INC.
1225 NORTH LOOP WEST, # 800
HOUSTON, TEXAS 77008
(713) 864-2900

TEXAS FIRM REGISTRATION #: 8856

STAMP:
BENCHMARK GLOBAL EHS CONSULTANTS INCORPORATED
CERTIFICATE NO. 8594 CP
EXPIRES 12-1-28
07/21/2025

DRAWING TITLE
BUILDING 125 - ENVIRONMENTAL HAZARDS AND ABATEMENT

VA HEALTH CARE SYSTEM APPROVAL:

PROJECT TITLE
OVERHEAD PAGING SYSTEM

LOCATION MICHAEL E. DEBAKEY VAMC
2002 HOLCOMBE BLVD
HOUSTON, TX 77030

DATE **07/21/2025** | CHECKED JR | DRAWN CD

PROJECT NUMBER **580-25-101**

BUILDING NUMBER 125

DRAWING NUMBER **H1251**

DRAWING # 17 OF 231

Veterans Health Administration

VA | U.S. Department of Veterans Affairs

VA FORM 08-6231

HAZARDOUS MATERIAL NOTES

H1 BATHROOM FIXTURES AND/OR CERAMIC WALL TILES WITH LEAD CONTAINING GLAZE ARE PRESENT, PROTECT AS NECESSARY (PRESUMED LEAD CONTAINING MATERIAL).

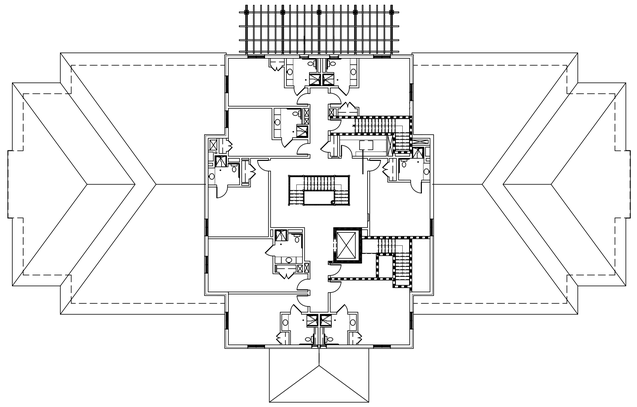

6 ENVIRONMENTAL HAZARDS - FISHER HOUSE 3 - LEVEL 2

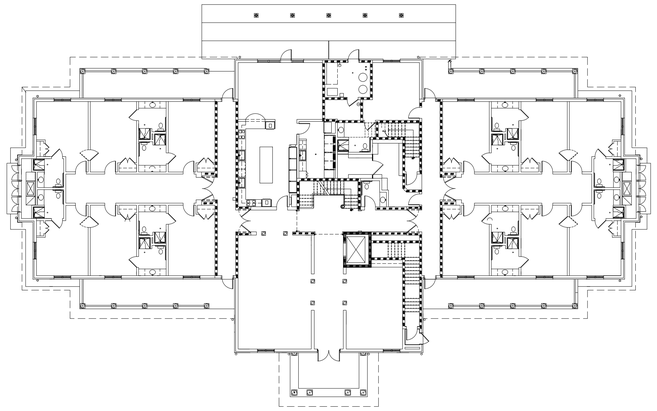

5 ENVIRONMENTAL HAZARDS - FISHER HOUSE 3 - LEVEL 1

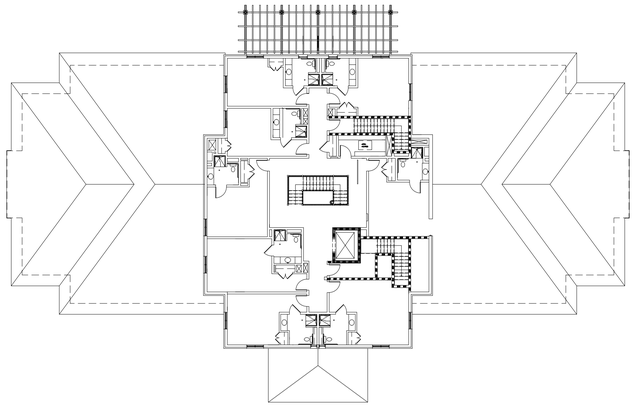

4 ENVIRONMENTAL HAZARDS - FISHER HOUSE 2 - LEVEL 2

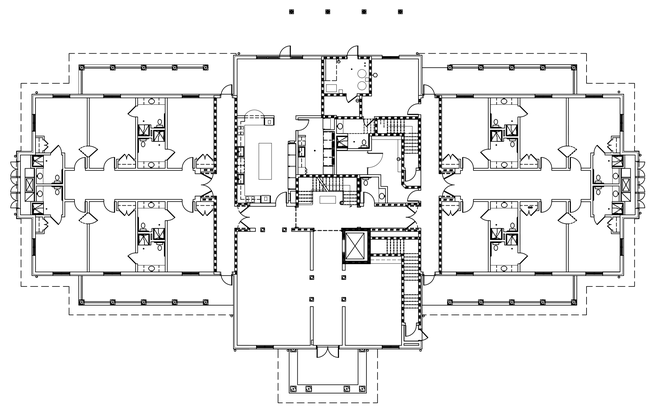

3 ENVIRONMENTAL HAZARDS - FISHER HOUSE 2 - LEVEL 1

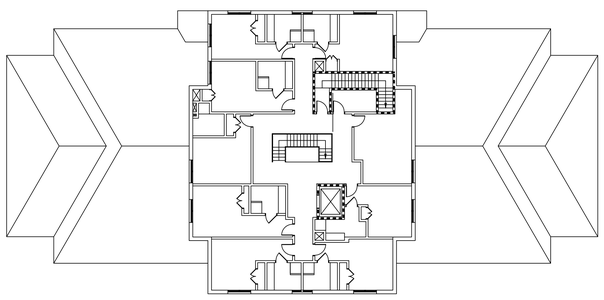

2 ENVIRONMENTAL HAZARDS - FISHER HOUSE 1 - LEVEL 2

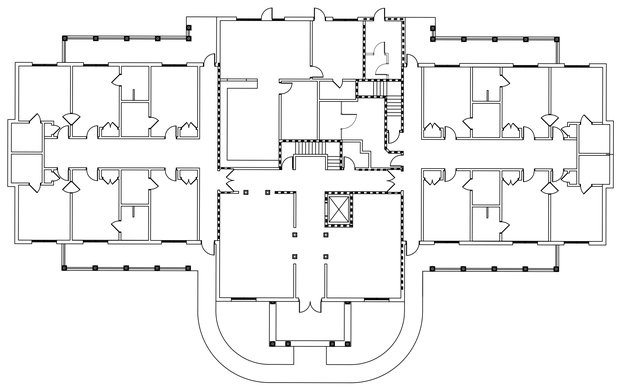

1 ENVIRONMENTAL HAZARDS - FISHER HOUSE 1 - LEVEL 1

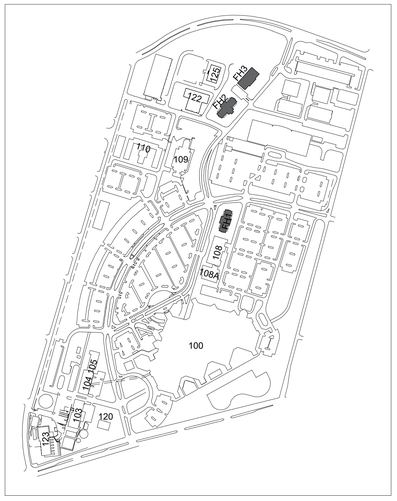

KEY PLAN - FISHER HOUSE 1, 2, & 3

FULLY SPRINKLERED

100% BID DOCUMENTS

No.	REVISION DESCRIPTION	DATE

CONSULTANTS:

ARCHITECT
SPUR DESIGN
312 SW 25TH STREET
OKLAHOMA CITY, OK 73109
(405) 842-6100

MECH / ELEC / PLUMB / TELECOM
SPUR DESIGN
2519 MADISON AVE., STE 100
KANSAS CITY, MO 64108
(913) 369-7200

FIRE PROTECTION ENGINEER
RATED ENGINEERING
609 S. KELLY AVENUE, STE H2
EDMOND, OK 73003
(405) 210-5814

INDUSTRIAL HYGENIST
RIVERFRONT SAFETY & HEALTH
11140 S TOWNE SQUARE, STE 100
ST. LOUIS, MO 63123
(314) 917-0148

PHYSICAL SECURITY
FORCE PROTECT
10901 FRONT BEACH RD, UNIT 1415
PANAMA CITY BEACH, FL 32407
(502) 836-4232

ARCHITECT:

H2B#: 23-133

H2B, INC.
1225 NORTH LOOP WEST, # 800
HOUSTON, TEXAS 77008
(713) 864-2900

TEXAS FIRM REGISTRATION #: 8856

STAMP:

VA GLOBAL ENG CONSULTANTS
REGISTERED
8594 CP
EXPIRES
12-1-26
TRUNG VUONG, CIP
07/21/2025

DRAWING TITLE
FISHER HOUSES 1, 2, & 3 - ENVIRONMENTAL HAZARDS AND ABATEMENT

VA HEALTH CARE SYSTEM APPROVAL:

PROJECT TITLE
OVERHEAD PAGING SYSTEM

LOCATION MICHAEL E. DEBAKEY VAMC
2002 HOLCOMBE BLVD
HOUSTON, TX 77030

DATE **07/21/2025** | CHECKED JR | DRAWN CD

PROJECT NUMBER **580-25-101**

BUILDING NUMBER FH1, 2, & 3

DRAWING NUMBER **H1F11**

DRAWING # 18 OF 231

Veterans Health Administration

U.S. Department of Veterans Affairs

2/19/2024 9:13:29 AM

VA FORM 08-6231

SITE PLAN LEGEND	
	EXISTING BUILDING (NOT IN SCOPE)
	AREA OF WORK

NOTE: NOT ALL SYMBOLS MAY BE USED.

BUILDING INDEX

BLDG NO.	BUILDING DESCRIPTION
100	MAIN HOSPITAL
102	GROUNDS
102A	STORAGE
103	ENGINEERING
104	CHILLER PLANT
104A	---
105	BOILER PLANT
106	---
107	---
108	RECREATIONAL BUILDING / VISOR / POLICE
108A	PSYCHOSOCIAL REHABILITATION AND RECOVERY CENTER
109	RESEARCH BUILDING
110	CARE IN THE COMMUNITY (CITC) AND HUMAN RESOURCES
---	---
---	---
---	---
114	---
120	VISOR BUILDING
121	---
122	---
123	GENERATOR
124	PARKING GARAGE
125	ADMIN BUILDING
---	VA REGIONAL OFFICE
---	FISHER HOUSE #1
---	FISHER HOUSE #2
---	FISHER HOUSE #3

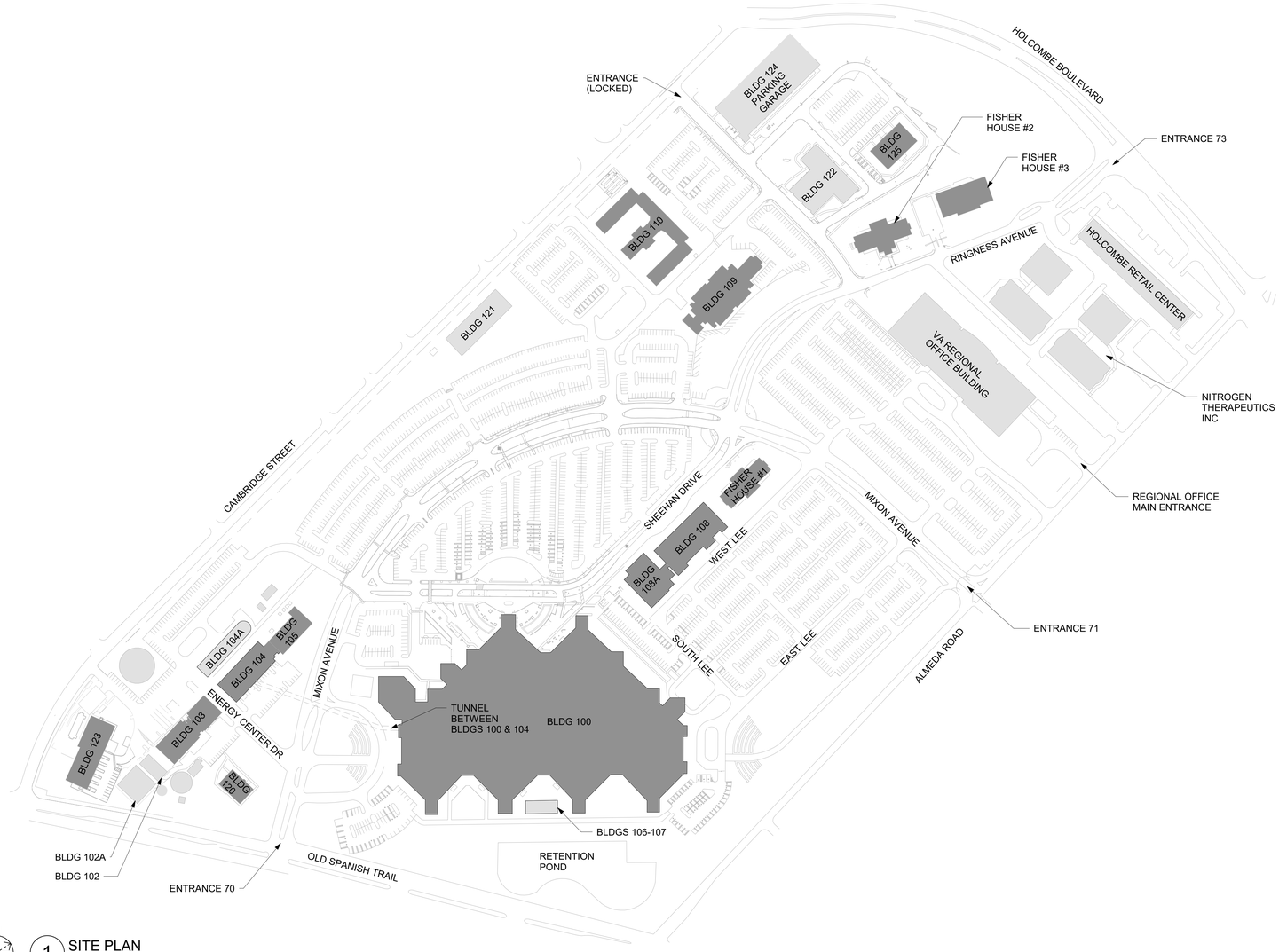

1 SITE PLAN
1" = 160'-0"

FULLY SPRINKLERED

100% BID DOCUMENTS

No.	REVISION DESCRIPTION	DATE

CONSULTANTS:

ARCHITECT
SPUR DESIGN
312 SW 25TH STREET
OKLAHOMA CITY, OK 73109
(405) 842-6100

MECH / ELEC / PLUMB / TELECOM
SPUR DESIGN
2519 MADISON AVE., STE 100
KANSAS CITY, MO 64108
(913) 369-7200

FIRE PROTECTION ENGINEER
RATED ENGINEERING
609 S. KELLY AVENUE, STE H2
EDMOND, OK 73003
(405) 210-5814

INDUSTRIAL HYGENIST
RIVERFRONT SAFETY & HEALTH
11140 S TOWNE SQUARE, STE 100
ST. LOUIS, MO 63123
(314) 917-0148

PHYSICAL SECURITY
FORCE PROTECT
10901 FRONT BEACH RD, UNIT 1415
PANAMA CITY BEACH, FL 32407
(502) 836-4232

ENGINEER: H2B #: 23-133

H2B, INC.
1225 NORTH LOOP WEST, # 800
HOUSTON, TEXAS 77008
(713) 864-2900

TEXAS FIRM REGISTRATION #: 8856

STAMP:
REGISTERED ARCHITECT BRANNY JACKSON 32226 STATE OF TEXAS
07/21/2025

Drawing Title
ARCHITECTURAL SITE PLAN

VA Health Care System Approval:

Project Title
REPLACE/UPGRADE CAMPUS OVERHEAD PAGING SYSTEM

Location MICHAEL E. DEBAKEY VAMC
2002 HOLCOMBE BLVD
HOUSTON, TX 77030

Date	Checked	Drawn
07/21/2025	AJS	CAB

Project Number
580-25-101

Building Number

Drawing Number
AS001
Drawing # 19 OF 231

Veterans Health Administration

U.S. Department of Veterans Affairs

7/18/2025 8:52:05 AM

VA FORM 08-6231

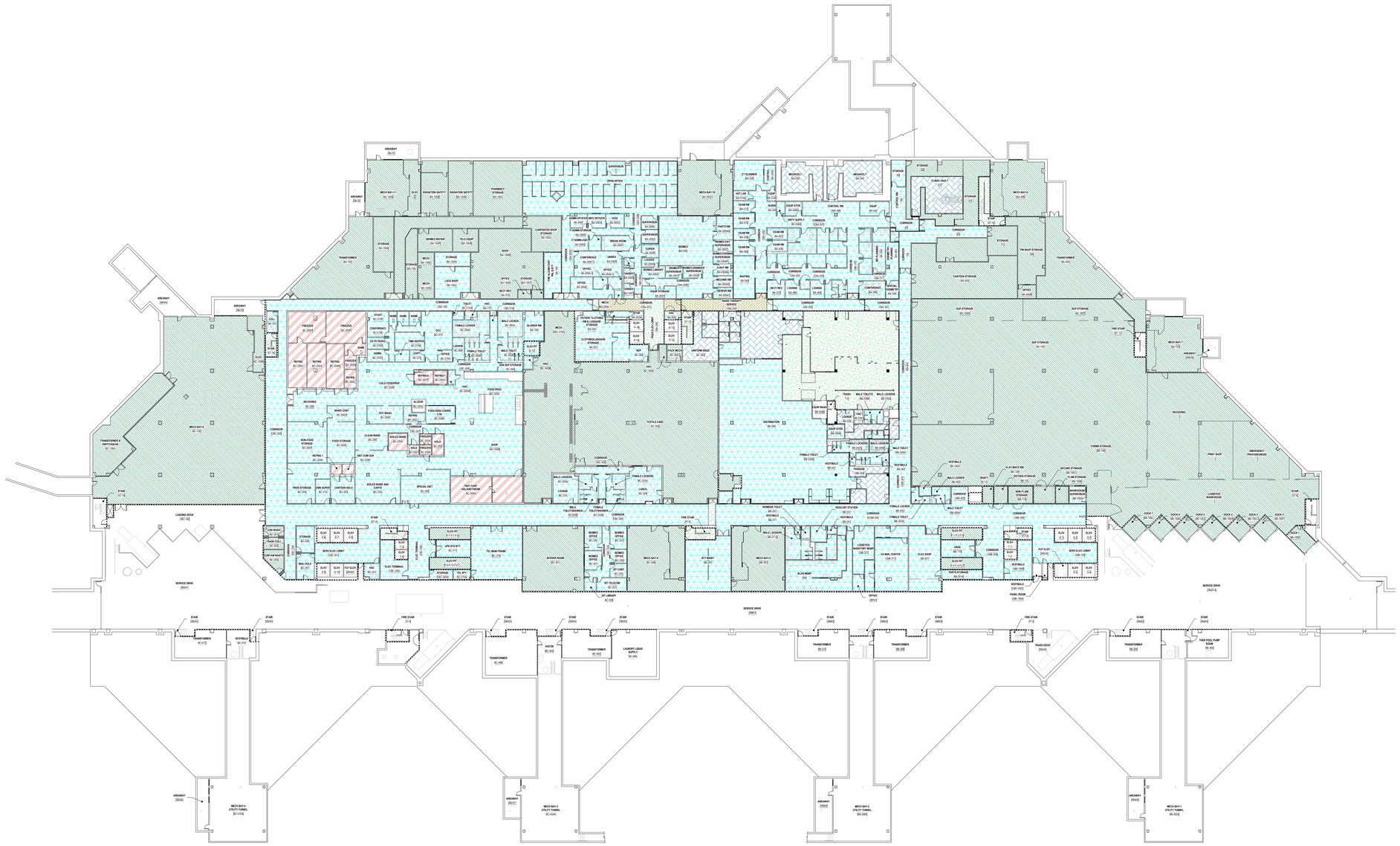

1 BLDG 100 - REFERENCE PLAN - BASEMENT LEVEL
1/32" = 1'-0"

GENERAL DEMOLITION REFLECTED CEILING PLAN NOTES

1. DEMOLITION AND CONSTRUCTION WORK MUST BE DONE UNDER NEGATIVE PRESSURE UTILIZING HEPA FILTRATION UNITS. SEE INFECTION CONTROL NOTES AND SPECIFICATIONS.
2. THE CONTRACTOR SHALL PROVIDE PROTECTIVE COVERING FOR EXISTING FLOOR, WALL AND CEILING FINISHES IN EXISTING AREAS NOT DESIGNATED FOR DEMOLITION OR NEW CONSTRUCTION. THE CONTRACTOR SHALL BE RESPONSIBLE FOR THE REPAIR OF ANY DAMAGE CAUSED BY THIER WORK OR ANY SUBCONTRACTOR.
3. ALL CEILING TILES TO BE REPLACED AT THE END OF EACH SHIFT IN WORK AREAS OUTSIDE OF A RATED CONSTRUCTION BARRIER. IF THE TILES CANNOT BE REPLACED, THE SPRINKLER SYSTEM MAY BE CONSIDERED OUT OF SERVICE IN THOSE AREAS AND A 1-HOUR FIRE RATED SEPARATION WILL BE REQUIRED BETWEEN THE CONSTRUCTION AREA AND OCCUPIED PORTIONS OF THE BUILDING.

PLAN LEGEND

- OPEN TO STRUCTURE ABOVE
- GYPSUM BOARD CEILING
- 1' X 1' ACOUSTICAL CEILING TILES
- 2' X 2' ACOUSTICAL CEILING TILES
- 2' X 4' ACOUSTICAL CEILING TILES
- LINEAR CEILING PANELS
- EQUIPMENT (REFRIGERATOR, FREEZER, ETC.)

PARTITION LEGEND

- EXISTING PARTITION
- EXISTING SMOKE PARTITION/ BARRIER TO BE MAINTAINED
- EXISTING 1 HOUR FIRE RATED PARTITION TO BE MAINTAINED
- EXISTING 2 HOUR FIRE RATED PARTITION TO BE MAINTAINED

NOTE: NOT ALL SYMBOLS MAY BE USED

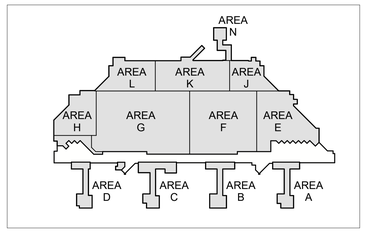

KEY PLAN - BLDG 100

FULLY SPRINKLERED

THIS SHEET INTENDED TO BE PRINTED IN COLOR

100% BID DOCUMENTS

No.	REVISION DESCRIPTION	DATE

7/18/2025 8:52:09 AM

CONSULTANTS:

ARCHITECT
SPUR DESIGN
312 SW 25TH STREET
OKLAHOMA CITY, OK 73109
(405) 842-6100

MECH / ELEC / PLUMB / TELECOM
SPUR DESIGN
2519 MADISON AVE., STE 100
KANSAS CITY, MO 64108
(913) 369-7200

FIRE PROTECTION ENGINEER
RATED ENGINEERING
609 S. KELLY AVENUE, STE H2
EDMOND, OK 73003
(405) 210-5814

INDUSTRIAL HYGENIST
RIVERFRONT SAFETY & HEALTH
11140 S TOWNE SQUARE, STE 100
ST. LOUIS, MO 63123
(314) 917-0148

PHYSICAL SECURITY
FORCE PROTECT
10901 FRONT BEACH RD, UNIT 1415
PANAMA CITY BEACH, FL 32407
(502) 836-4232

ENGINEER: H2B #: 23-133

H2B, INC.
1225 NORTH LOOP WEST, # 800
HOUSTON, TEXAS 77008
(713) 864-2900

TEXAS FIRM REGISTRATION #: 8856

STAMP:
REGISTERED ARCHITECT BRYAN J. SCHOMP 32226 STATE OF TEXAS
07/21/2025

Drawing Title
REFERENCE PLAN - BUILDING 100- BASEMENT LEVEL

VA Health Care System Approval:

Project Title
REPLACE/UPGRADE CAMPUS OVERHEAD PAGING SYSTEM

Location MICHAEL E. DEBAKEY VAMC
2002 HOLCOMBE BLVD
HOUSTON, TX 77030

Date **07/21/2025** | Checked AJS | Drawn CAB

Project Number **580-25-101**

Building Number 100

Drawing Number
A-101
Drawing # 20 OF 231

Veterans Health Administration

VA U.S. Department of Veterans Affairs

VA FORM 08-6231

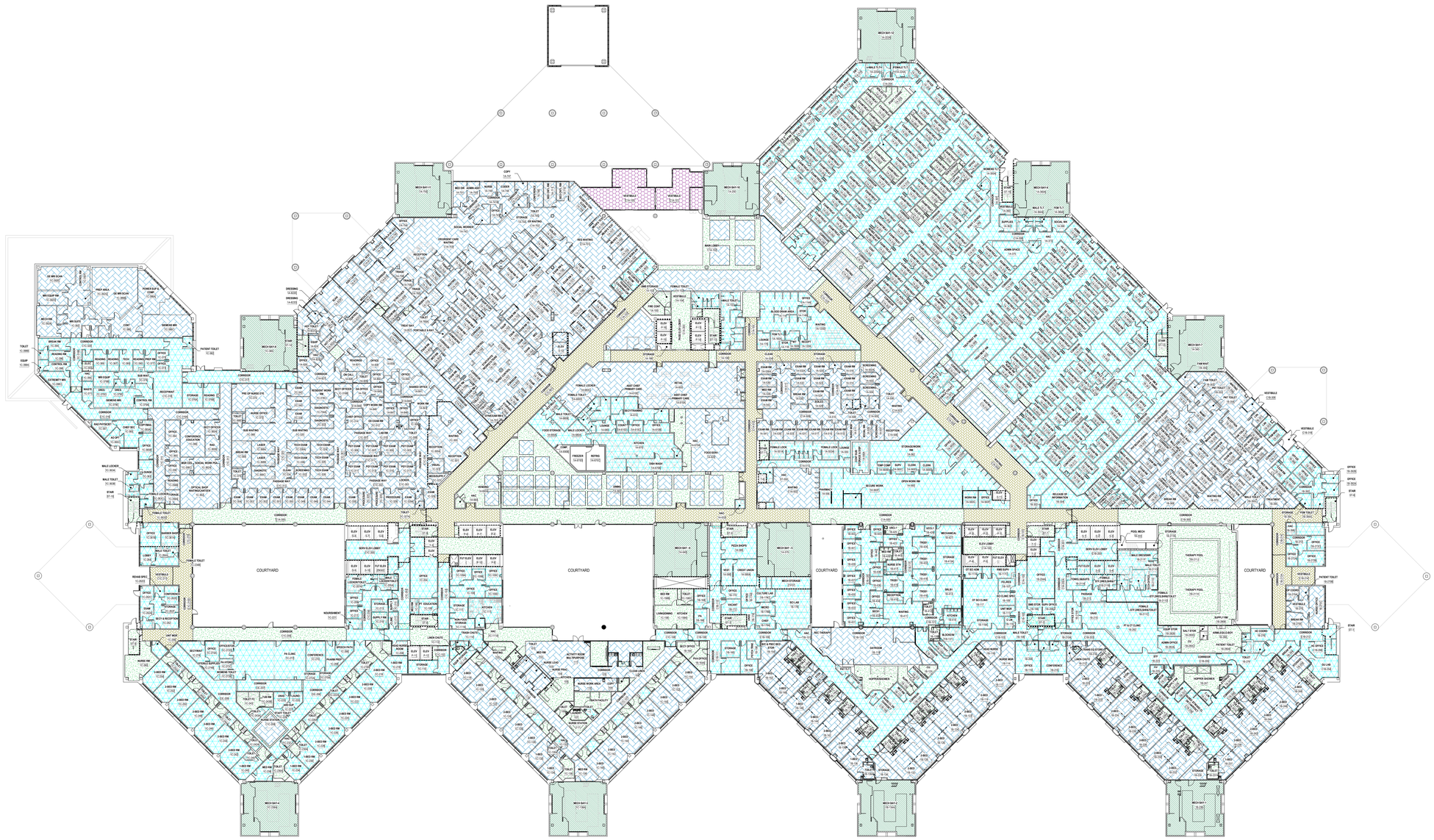

1 BLDG 100 - REFERENCE PLAN - LEVEL 1
1/32" = 1'-0"

GENERAL DEMOLITION REFLECTED CEILING PLAN NOTES

1. DEMOLITION AND CONSTRUCTION WORK MUST BE DONE UNDER NEGATIVE PRESSURE UTILIZING HEPA FILTRATION UNITS. SEE INFECTION CONTROL NOTES AND SPECIFICATIONS.
2. THE CONTRACTOR SHALL PROVIDE PROTECTIVE COVERING FOR EXISTING FLOOR, WALL AND CEILING FINISHES IN EXISTING AREAS NOT DESIGNATED FOR DEMOLITION OR NEW CONSTRUCTION. THE CONTRACTOR SHALL BE RESPONSIBLE FOR THE REPAIR OF ANY DAMAGE CAUSED BY THIER WORK OR ANY SUBCONTRACTOR.
3. ALL CEILING TILES TO BE REPLACED AT THE END OF EACH SHIFT IN WORK AREAS OUTSIDE OF A RATED CONSTRUCTION BARRIER. IF THE TILES CANNOT BE REPLACED, THE SPRINKLER SYSTEM MAY BE CONSIDERED OUT OF SERVICE IN THOSE AREAS AND A 1-HOUR FIRE RATED SEPARATION WILL BE REQUIRED BETWEEN THE CONSTRUCTION AREA AND OCCUPIED PORTIONS OF THE BUILDING.

PLAN LEGEND

- OPEN TO STRUCTURE ABOVE
- GYPSUM BOARD CEILING
- 1' X 1' ACOUSTICAL CEILING TILES
- 2' X 2' ACOUSTICAL CEILING TILES
- 2' X 4' ACOUSTICAL CEILING TILES
- LINEAR CEILING PANELS
- EQUIPMENT (REFRIGERATOR, FREEZER, ETC.)

PARTITION LEGEND

- EXISTING PARTITION
- EXISTING SMOKE PARTITION/ BARRIER TO BE MAINTAINED
- EXISTING 1 HOUR FIRE RATED PARTITION TO BE MAINTAINED
- EXISTING 2 HOUR FIRE RATED PARTITION TO BE MAINTAINED

NOTE: NOT ALL SYMBOLS MAY BE USED

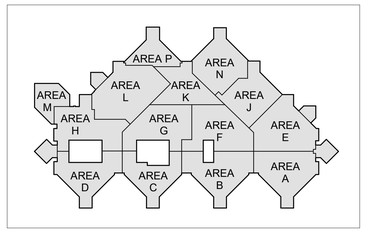

KEY PLAN - BLDG 100

FULLY SPRINKLERED

THIS SHEET INTENDED TO BE PRINTED IN COLOR

100% BID DOCUMENTS

No.	REVISION DESCRIPTION	DATE

7/18/2025 8:52:22 AM

CONSULTANTS:

ARCHITECT
SPUR DESIGN
312 SW 25TH STREET
OKLAHOMA CITY, OK 73109
(405) 842-6100

MECH / ELEC / PLUMB / TELECOM
SPUR DESIGN
2519 MADISON AVE., STE 100
KANSAS CITY, MO 64108
(913) 369-7200

FIRE PROTECTION ENGINEER
RATED ENGINEERING
609 S. KELLY AVENUE, STE H2
EDMOND, OK 73003
(405) 210-5814

INDUSTRIAL HYGENIST
RIVERFRONT SAFETY & HEALTH
11140 S TOWNE SQUARE, STE 100
ST. LOUIS, MO 63123
(314) 917-0148

PHYSICAL SECURITY
FORCE PROTECT
10901 FRONT BEACH RD, UNIT 1415
PANAMA CITY BEACH, FL 32407
(502) 836-4232

ENGINEER: H2B #: 23-133

H2B, INC.
1225 NORTH LOOP WEST, # 800
HOUSTON, TEXAS 77008
(713) 864-2900

TEXAS FIRM REGISTRATION #: 8856

STAMP:
REGISTERED ARCHITECT
BRYAN J. SCHOENFELD
32226
STATE OF TEXAS
07/21/2025

Drawing Title
REFERENCE PLAN - BUILDING 100 - LEVEL 1

VA Health Care System Approval:

Project Title
REPLACE/UPGRADE CAMPUS OVERHEAD PAGING SYSTEM

Location MICHAEL E. DEBAKEY VAMC
2002 HOLCOMBE BLVD
HOUSTON, TX 77030

Date **07/21/2025** | Checked AJS | Drawn CAB

Project Number **580-25-101**

Building Number 100

Drawing Number **A-102**

Drawing # 21 OF 231

Veterans Health Administration

VA U.S. Department of Veterans Affairs

VA FORM 08-6231

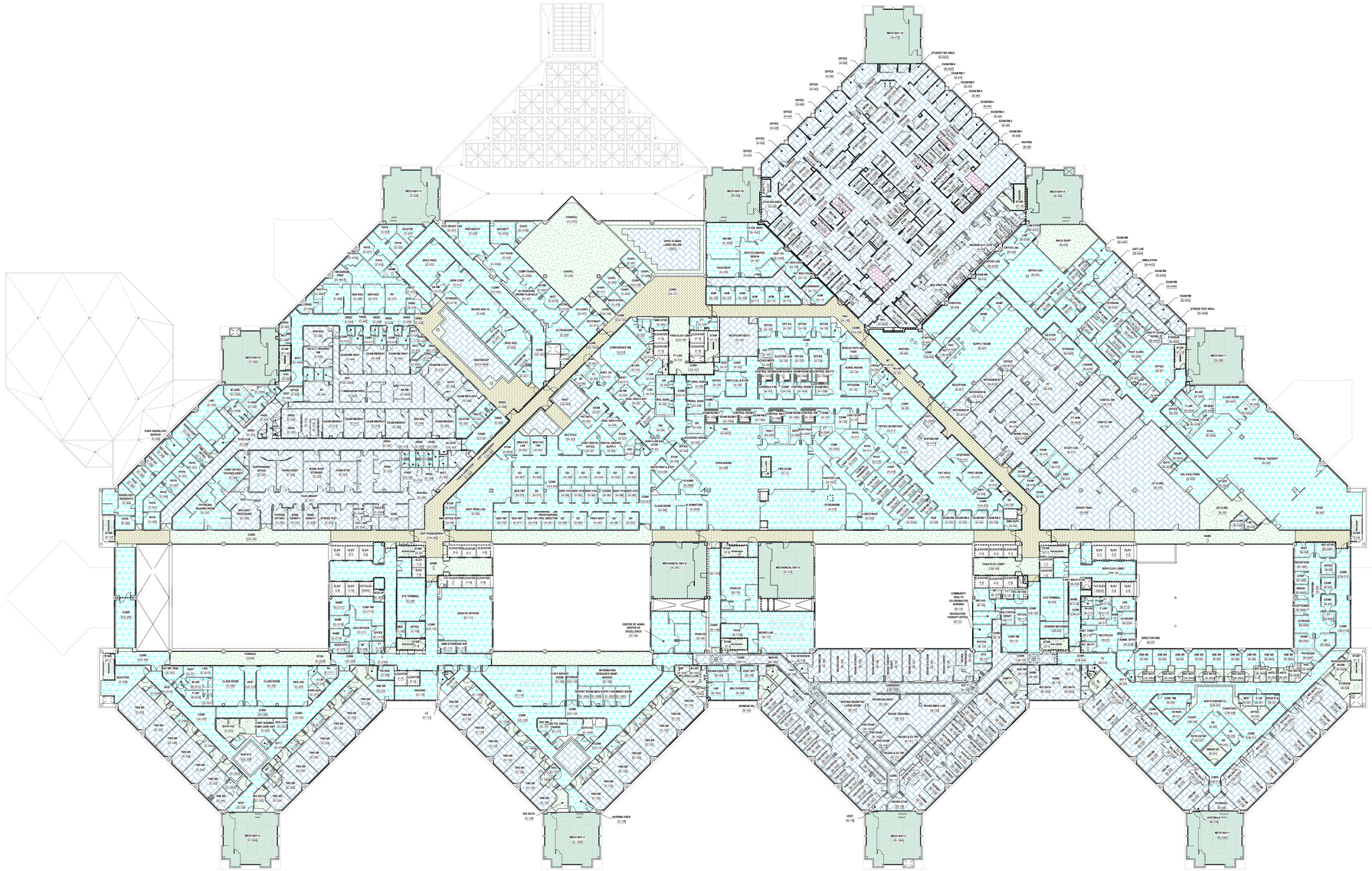

1 BLDG 100 - REFERENCE PLAN - LEVEL 2
1/32" = 1'-0"

GENERAL DEMOLITION REFLECTED CEILING PLAN NOTES

1. DEMOLITION AND CONSTRUCTION WORK MUST BE DONE UNDER NEGATIVE PRESSURE UTILIZING HEPA FILTRATION UNITS. SEE INFECTION CONTROL NOTES AND SPECIFICATIONS.
2. THE CONTRACTOR SHALL PROVIDE PROTECTIVE COVERING FOR EXISTING FLOOR, WALL AND CEILING FINISHES IN EXISTING AREAS NOT DESIGNATED FOR DEMOLITION OR NEW CONSTRUCTION. THE CONTRACTOR SHALL BE RESPONSIBLE FOR THE REPAIR OF ANY DAMAGE CAUSED BY THIER WORK OR ANY SUBCONTRACTOR.
3. ALL CEILING TILES TO BE REPLACED AT THE END OF EACH SHIFT IN WORK AREAS OUTSIDE OF A RATED CONSTRUCTION BARRIER. IF THE TILES CANNOT BE REPLACED, THE SPRINKLER SYSTEM MAY BE CONSIDERED OUT OF SERVICE IN THOSE AREAS AND A 1-HOUR FIRE RATED SEPARATION WILL BE REQUIRED BETWEEN THE CONSTRUCTION AREA AND OCCUPIED PORTIONS OF THE BUILDING.

PLAN LEGEND

- OPEN TO STRUCTURE ABOVE
- GYPSUM BOARD CEILING
- 1' X 1' ACOUSTICAL CEILING TILES
- 2' X 2' ACOUSTICAL CEILING TILES
- 2' X 4' ACOUSTICAL CEILING TILES
- LINEAR CEILING PANELS
- EQUIPMENT (REFRIGERATOR, FREEZER, ETC.)

PARTITION LEGEND

- EXISTING PARTITION
- EXISTING SMOKE PARTITION/ BARRIER TO BE MAINTAINED
- EXISTING 1 HOUR FIRE RATED PARTITION TO BE MAINTAINED
- EXISTING 2 HOUR FIRE RATED PARTITION TO BE MAINTAINED

NOTE: NOT ALL SYMBOLS MAY BE USED

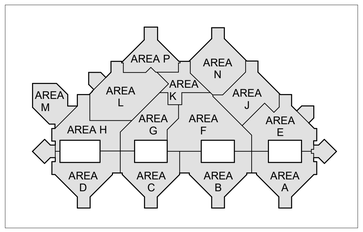

KEY PLAN - BLDG 100

FULLY SPRINKLERED

THIS SHEET INTENDED TO BE PRINTED IN COLOR

100% BID DOCUMENTS

No.	REVISION DESCRIPTION	DATE

CONSULTANTS:

ARCHITECT
SPUR DESIGN
312 SW 25TH STREET
OKLAHOMA CITY, OK 73109
(405) 842-6100

MECH / ELEC / PLUMB / TELECOM
SPUR DESIGN
2519 MADISON AVE., STE 100
KANSAS CITY, MO 64108
(913) 369-7200

FIRE PROTECTION ENGINEER
RATED ENGINEERING
609 S. KELLY AVENUE, STE H2
EDMOND, OK 73003
(405) 210-5814

INDUSTRIAL HYGENIST
RIVERFRONT SAFETY & HEALTH
11140 S TOWNE SQUARE, STE 100
ST. LOUIS, MO 63123
(314) 917-0148

PHYSICAL SECURITY
FORCE PROTECT
10901 FRONT BEACH RD, UNIT 1415
PANAMA CITY BEACH, FL 32407
(502) 836-4232

ENGINEER: H2B #: 23-133

H2B, INC.
1225 NORTH LOOP WEST, # 800
HOUSTON, TEXAS 77008
(713) 864-2900

TEXAS FIRM REGISTRATION #: 8856

STAMP:
REGISTERED ARCHITECT BRANNY JACKSON 32226 STATE OF TEXAS
07/21/2025

Drawing Title
REFERENCE PLAN - BUILDING 100 - LEVEL 2

VA Health Care System Approval:

Project Title
REPLACE/UPGRADE CAMPUS OVERHEAD PAGING SYSTEM

Location MICHAEL E. DEBAKEY VAMC
2002 HOLCOMBE BLVD
HOUSTON, TX 77030

Date **07/21/2025** | Checked AJS | Drawn CAB

Project Number **580-25-101**

Building Number 100

Drawing Number **A-103**

Drawing # 22 OF 231

Veterans Health Administration

VA | U.S. Department of Veterans Affairs

7/18/2025 8:52:44 AM

VA FORM 08-6231

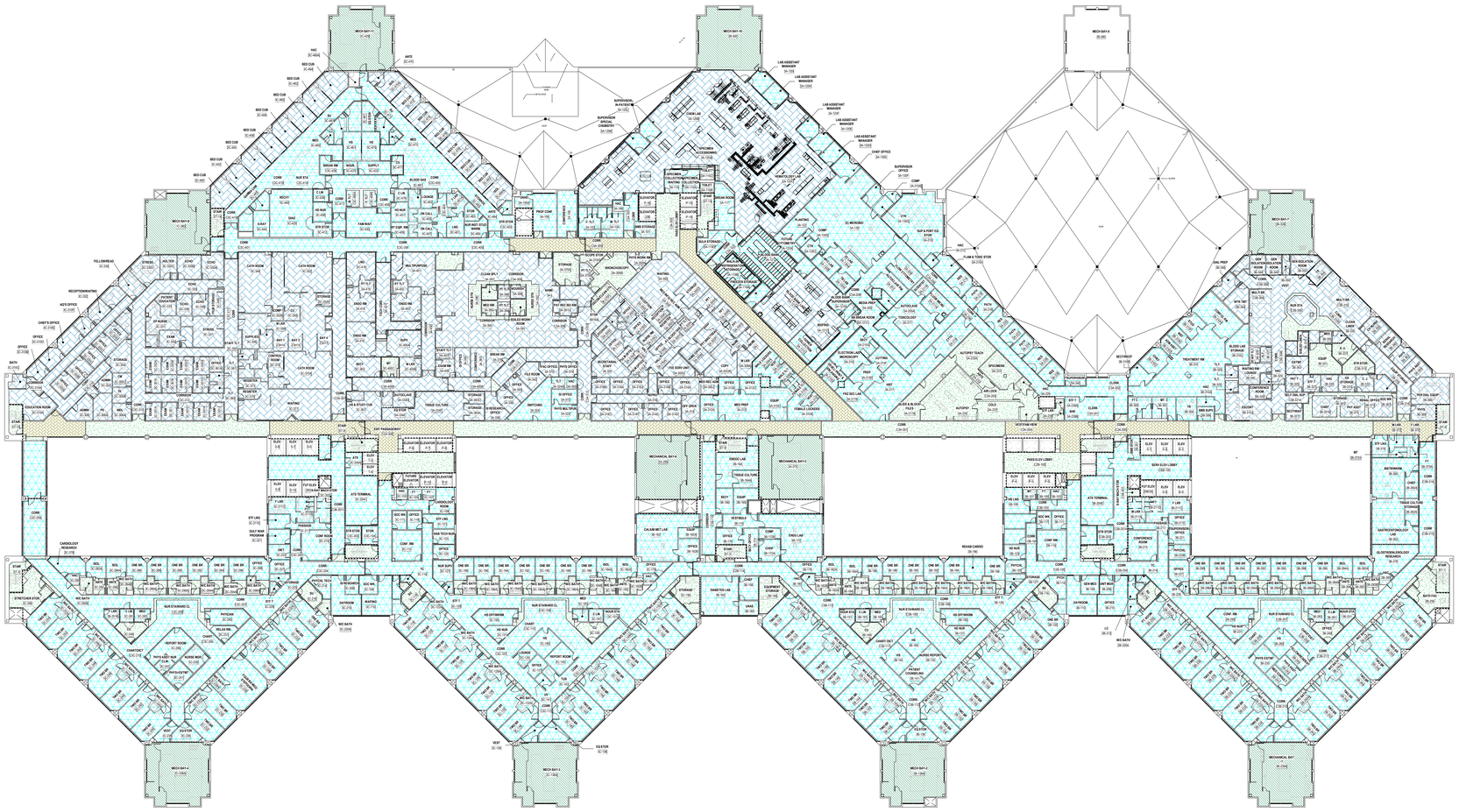

N

1 BLDG 100 - REFERENCE PLAN - LEVEL 3
1/32" = 1'-0"

GENERAL DEMOLITION REFLECTED CEILING PLAN NOTES

1. DEMOLITION AND CONSTRUCTION WORK MUST BE DONE UNDER NEGATIVE PRESSURE UTILIZING HEPA FILTRATION UNITS. SEE INFECTION CONTROL NOTES AND SPECIFICATIONS.
2. THE CONTRACTOR SHALL PROVIDE PROTECTIVE COVERING FOR EXISTING FLOOR, WALL AND CEILING FINISHES IN EXISTING AREAS NOT DESIGNATED FOR DEMOLITION OR NEW CONSTRUCTION. THE CONTRACTOR SHALL BE RESPONSIBLE FOR THE REPAIR OF ANY DAMAGE CAUSED BY THIER WORK OR ANY SUBCONTRACTOR.
3. ALL CEILING TILES TO BE REPLACED AT THE END OF EACH SHIFT IN WORK AREAS OUTSIDE OF A RATED CONSTRUCTION BARRIER. IF THE TILES CANNOT BE REPLACED, THE SPRINKLER SYSTEM MAY BE CONSIDERED OUT OF SERVICE IN THOSE AREAS AND A 1-HOUR FIRE RATED SEPARATION WILL BE REQUIRED BETWEEN THE CONSTRUCTION AREA AND OCCUPIED PORTIONS OF THE BUILDING.

PLAN LEGEND

- OPEN TO STRUCTURE ABOVE
- GYPSUM BOARD CEILING
- 1' X 1' ACOUSTICAL CEILING TILES
- 2' X 2' ACOUSTICAL CEILING TILES
- 2' X 4' ACOUSTICAL CEILING TILES
- LINEAR CEILING PANELS
- EQUIPMENT (REFRIGERATOR, FREEZER, ETC.)

PARTITION LEGEND

- EXISTING PARTITION
- EXISTING SMOKE PARTITION/ BARRIER TO BE MAINTAINED
- EXISTING 1 HOUR FIRE RATED PARTITION TO BE MAINTAINED
- EXISTING 2 HOUR FIRE RATED PARTITION TO BE MAINTAINED

NOTE: NOT ALL SYMBOLS MAY BE USED

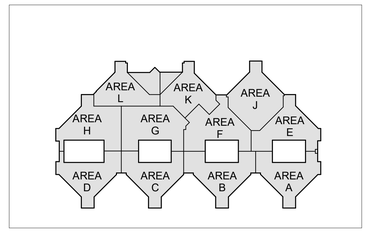

KEY PLAN - BLDG 100

FULLY SPRINKLERED

THIS SHEET INTENDED TO BE PRINTED IN COLOR

100% BID DOCUMENTS

No.	REVISION DESCRIPTION	DATE

CONSULTANTS:

ARCHITECT
SPUR DESIGN
312 SW 25TH STREET
OKLAHOMA CITY, OK 73109
(405) 842-6100

MECH / ELEC / PLUMB / TELECOM
SPUR DESIGN
2519 MADISON AVE., STE 100
KANSAS CITY, MO 64108
(913) 369-7200

FIRE PROTECTION ENGINEER
RATED ENGINEERING
609 S. KELLY AVENUE, STE H2
EDMOND, OK 73003
(405) 210-5814

INDUSTRIAL HYGENIST
RIVERFRONT SAFETY & HEALTH
11140 S TOWNE SQUARE, STE 100
ST. LOUIS, MO 63123
(314) 917-0148

PHYSICAL SECURITY
FORCE PROTECT
10901 FRONT BEACH RD, UNIT 1415
PANAMA CITY BEACH, FL 32407
(502) 836-4232

ENGINEER: H2B #: 23-133

H2B, INC.
1225 NORTH LOOP WEST, # 800
HOUSTON, TEXAS 77008
(713) 864-2900

TEXAS FIRM REGISTRATION #: 8856

STAMP:
REGISTERED ARCHITECT BRANDY JACKSON 32226 STATE OF TEXAS
07/21/2025

Drawing Title
REFERENCE PLAN - BUILDING 100 - LEVEL 3

VA Health Care System Approval:

Project Title
REPLACE/UPGRADE CAMPUS OVERHEAD PAGING SYSTEM

Location MICHAEL E. DEBAKEY VAMC
2002 HOLCOMBE BLVD
HOUSTON, TX 77030

Date **07/21/2025** | Checked AJS | Drawn CAB

Project Number **580-25-101**

Building Number 100

Drawing Number **A-104**

Drawing # 23 OF 231

Veterans Health Administration

VA | U.S. Department of Veterans Affairs

7/18/2025 8:52:53 AM

VA FORM 08-6231

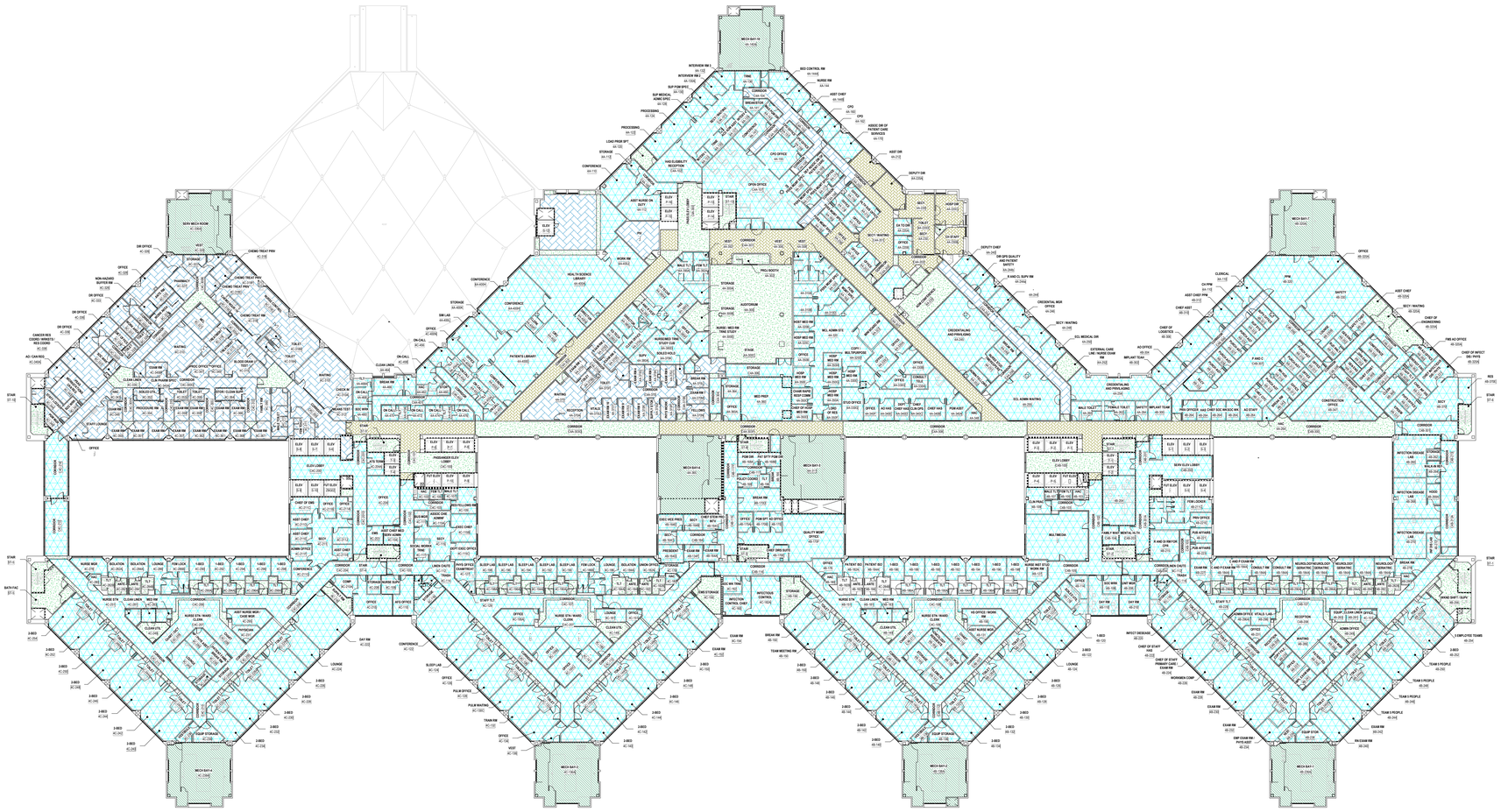

1 BLDG 100 - REFERENCE PLAN - LEVEL 4
1/32" = 1'-0"

GENERAL DEMOLITION REFLECTED CEILING PLAN NOTES

1. DEMOLITION AND CONSTRUCTION WORK MUST BE DONE UNDER NEGATIVE PRESSURE UTILIZING HEPA FILTRATION UNITS. SEE INFECTION CONTROL NOTES AND SPECIFICATIONS.
2. THE CONTRACTOR SHALL PROVIDE PROTECTIVE COVERING FOR EXISTING FLOOR, WALL AND CEILING FINISHES IN EXISTING AREAS NOT DESIGNATED FOR DEMOLITION OR NEW CONSTRUCTION. THE CONTRACTOR SHALL BE RESPONSIBLE FOR THE REPAIR OF ANY DAMAGE CAUSED BY THIER WORK OR ANY SUBCONTRACTOR.
3. ALL CEILING TILES TO BE REPLACED AT THE END OF EACH SHIFT IN WORK AREAS OUTSIDE OF A RATED CONSTRUCTION BARRIER. IF THE TILES CANNOT BE REPLACED, THE SPRINKLER SYSTEM MAY BE CONSIDERED OUT OF SERVICE IN THOSE AREAS AND A 1-HOUR FIRE RATED SEPARATION WILL BE REQUIRED BETWEEN THE CONSTRUCTION AREA AND OCCUPIED PORTIONS OF THE BUILDING.

PLAN LEGEND

	OPEN TO STRUCTURE ABOVE
	GYPSUM BOARD CEILING
	1' X 1' ACOUSTICAL CEILING TILES
	2' X 2' ACOUSTICAL CEILING TILES
	2' X 4' ACOUSTICAL CEILING TILES
	LINEAR CEILING PANELS
	EQUIPMENT (REFRIGERATOR, FREEZER, ETC.)

PARTITION LEGEND

- EXISTING PARTITION
- EXISTING SMOKE PARTITION/ BARRIER TO BE MAINTAINED
- EXISTING 1 HOUR FIRE RATED PARTITION TO BE MAINTAINED
- EXISTING 2 HOUR FIRE RATED PARTITION TO BE MAINTAINED

NOTE: NOT ALL SYMBOLS MAY BE USED

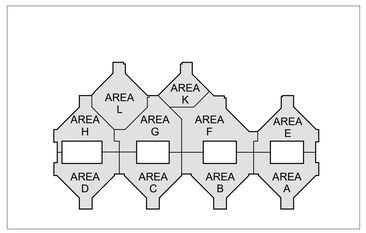

KEY PLAN - BLDG 100

FULLY SPRINKLERED

THIS SHEET INTENDED TO BE PRINTED IN COLOR

100% BID DOCUMENTS

No.	REVISION DESCRIPTION	DATE

CONSULTANTS:

ARCHITECT
SPUR DESIGN
312 SW 25TH STREET
OKLAHOMA CITY, OK 73109
(405) 842-6100

MECH / ELEC / PLUMB / TELECOM
SPUR DESIGN
2519 MADISON AVE., STE 100
KANSAS CITY, MO 64108
(913) 369-7200

FIRE PROTECTION ENGINEER
RATED ENGINEERING
609 S. KELLY AVENUE, STE H2
EDMOND, OK 73003
(405) 210-5814

INDUSTRIAL HYGENIST
RIVERFRONT SAFETY & HEALTH
11140 S TOWNE SQUARE, STE 100
ST. LOUIS, MO 63123
(314) 917-0148

PHYSICAL SECURITY
FORCE PROTECT
10901 FRONT BEACH RD, UNIT 1415
PANAMA CITY BEACH, FL 32407
(502) 836-4232

ENGINEER: H2B #: 23-133

H2B, INC.
1225 NORTH LOOP WEST, # 800
HOUSTON, TEXAS 77008
(713) 864-2900

TEXAS FIRM REGISTRATION #: 8856

STAMP:
REGISTERED ARCHITECT BRANNY JAGODA 32226 STATE OF TEXAS
07/21/2025

Drawing Title
REFERENCE PLAN - BUILDING 100 - LEVEL 4

VA Health Care System Approval:

Project Title
REPLACE/UPGRADE CAMPUS OVERHEAD PAGING SYSTEM

Location: MICHAEL E. DEBAKEY VAMC, 2002 HOLCOMBE BLVD, HOUSTON, TX 77030

Date: **07/21/2025** | Checked: AJS | Drawn: CAB

Project Number: **580-25-101**

Building Number: 100

Drawing Number: **A-105**

Drawing # 24 OF 231

Veterans Health Administration

VA | U.S. Department of Veterans Affairs

7/18/2025 8:53:02 AM

VA FORM 08-6231

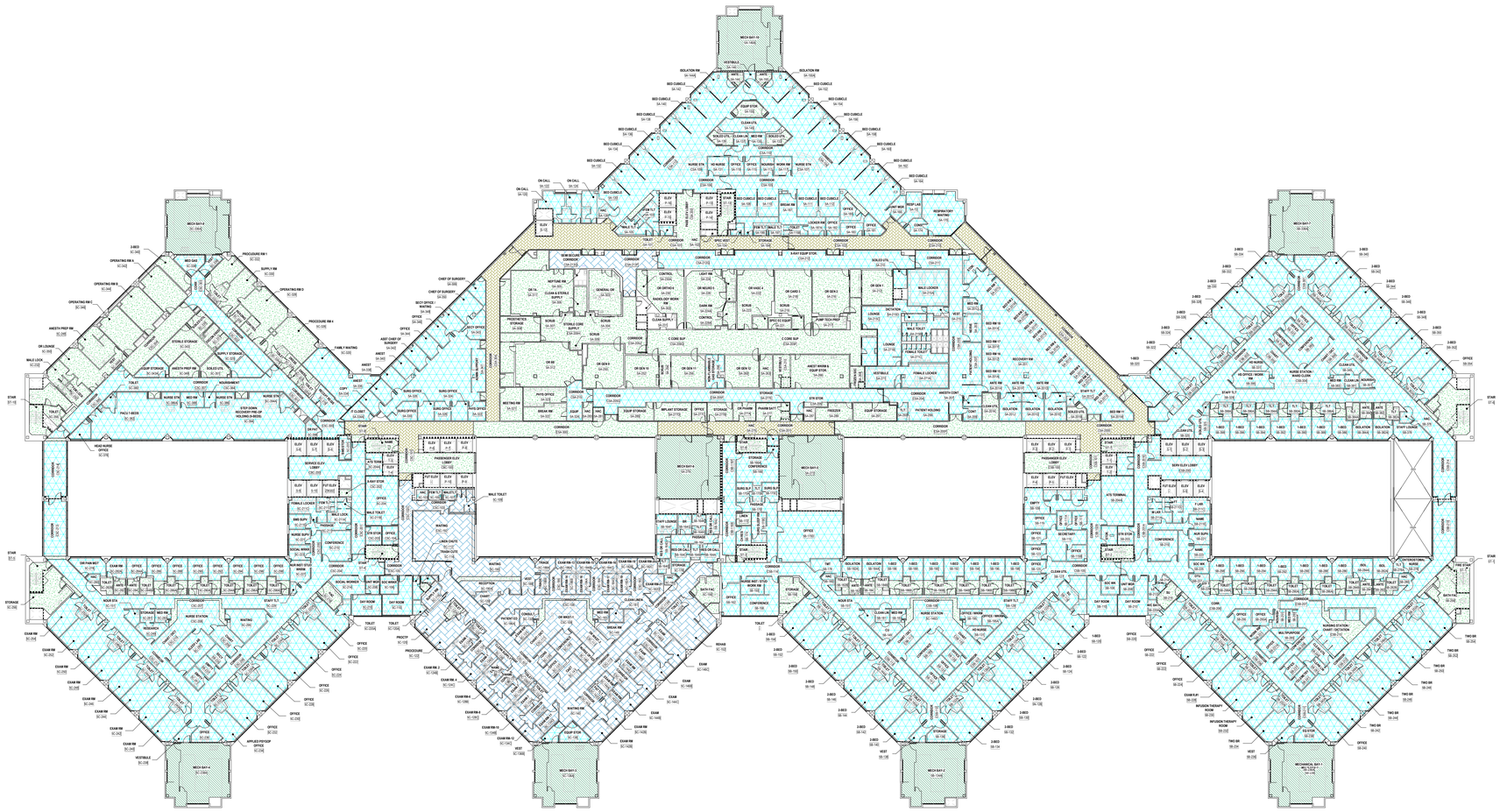

1 BLDG 100 - REFERENCE PLAN - LEVEL 5
1/32" = 1'-0"

GENERAL DEMOLITION REFLECTED CEILING PLAN NOTES

1. DEMOLITION AND CONSTRUCTION WORK MUST BE DONE UNDER NEGATIVE PRESSURE UTILIZING HEPA FILTRATION UNITS. SEE INFECTION CONTROL NOTES AND SPECIFICATIONS.
2. THE CONTRACTOR SHALL PROVIDE PROTECTIVE COVERING FOR EXISTING FLOOR, WALL AND CEILING FINISHES IN EXISTING AREAS NOT DESIGNATED FOR DEMOLITION OR NEW CONSTRUCTION. THE CONTRACTOR SHALL BE RESPONSIBLE FOR THE REPAIR OF ANY DAMAGE CAUSED BY THIER WORK OR ANY SUBCONTRACTOR.
3. ALL CEILING TILES TO BE REPLACED AT THE END OF EACH SHIFT IN WORK AREAS OUTSIDE OF A RATED CONSTRUCTION BARRIER. IF THE TILES CANNOT BE REPLACED, THE SPRINKLER SYSTEM MAY BE CONSIDERED OUT OF SERVICE IN THOSE AREAS AND A 1-HOUR FIRE RATED SEPARATION WILL BE REQUIRED BETWEEN THE CONSTRUCTION AREA AND OCCUPIED PORTIONS OF THE BUILDING.

PLAN LEGEND

- OPEN TO STRUCTURE ABOVE
- GYPSUM BOARD CEILING
- 1' X 1' ACOUSTICAL CEILING TILES
- 2' X 2' ACOUSTICAL CEILING TILES
- 2' X 4' ACOUSTICAL CEILING TILES
- LINEAR CEILING PANELS
- EQUIPMENT (REFRIGERATOR, FREEZER, ETC.)

PARTITION LEGEND

- EXISTING PARTITION
- EXISTING SMOKE PARTITION/ BARRIER TO BE MAINTAINED
- EXISTING 1 HOUR FIRE RATED PARTITION TO BE MAINTAINED
- EXISTING 2 HOUR FIRE RATED PARTITION TO BE MAINTAINED

NOTE: NOT ALL SYMBOLS MAY BE USED

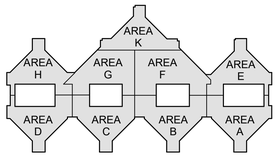

KEY PLAN - BLDG 100

FULLY SPRINKLERED

THIS SHEET INTENDED TO BE PRINTED IN COLOR

100% BID DOCUMENTS

No.	REVISION DESCRIPTION	DATE

CONSULTANTS:

ARCHITECT
SPUR DESIGN
312 SW 25TH STREET
OKLAHOMA CITY, OK 73109
(405) 842-6100

MECH / ELEC / PLUMB / TELECOM
SPUR DESIGN
2519 MADISON AVE., STE 100
KANSAS CITY, MO 64108
(913) 369-7200

FIRE PROTECTION ENGINEER
RATED ENGINEERING
609 S. KELLY AVENUE, STE H2
EDMOND, OK 73003
(405) 210-5814

INDUSTRIAL HYGENIST
RIVERFRONT SAFETY & HEALTH
11140 S TOWNE SQUARE, STE 100
ST. LOUIS, MO 63123
(314) 917-0148

PHYSICAL SECURITY
FORCE PROTECT
10901 FRONT BEACH RD, UNIT 1415
PANAMA CITY BEACH, FL 32407
(502) 836-4232

ENGINEER: H2B #: 23-133

H2B, INC.
1225 NORTH LOOP WEST, # 800
HOUSTON, TEXAS 77008
(713) 864-2900

TEXAS FIRM REGISTRATION #: 8856

STAMP:
REGISTERED ARCHITECT BRITTANY JANOSKO 30226 STATE OF TEXAS
07/21/2025

Drawing Title
REFERENCE PLAN - BUILDING 100 - LEVEL 5

VA Health Care System Approval:

Project Title
REPLACE/UPGRADE CAMPUS OVERHEAD PAGING SYSTEM

Location: MICHAEL E. DEBAKEY VAMC, 2002 HOLCOMBE BLVD, HOUSTON, TX 77030

Date: **07/21/2025** | Checked: AJS | Drawn: CAB

Project Number: **580-25-101**

Building Number: 100

Drawing Number: **A-106**

Drawing # 25 OF 231

Veterans Health Administration

VA | U.S. Department of Veterans Affairs

7/18/2025 8:53:11 AM

VA FORM 08-6231

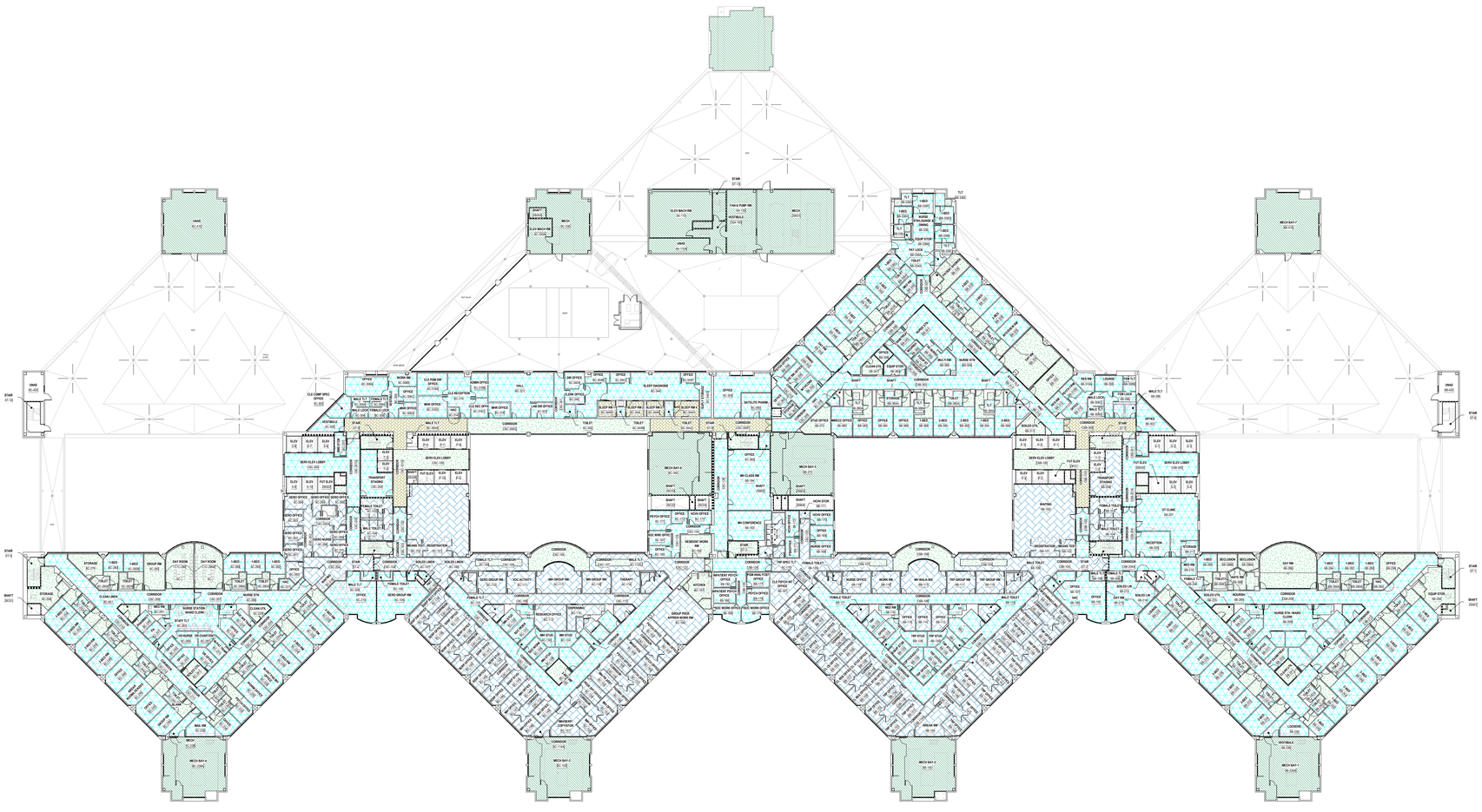

1 BLDG 100 - REFERENCE PLAN - LEVEL 6
1/32" = 1'-0"

GENERAL DEMOLITION REFLECTED CEILING PLAN NOTES

1. DEMOLITION AND CONSTRUCTION WORK MUST BE DONE UNDER NEGATIVE PRESSURE UTILIZING HEPA FILTRATION UNITS. SEE INFECTION CONTROL NOTES AND SPECIFICATIONS.
2. THE CONTRACTOR SHALL PROVIDE PROTECTIVE COVERING FOR EXISTING FLOOR, WALL AND CEILING FINISHES IN EXISTING AREAS NOT DESIGNATED FOR DEMOLITION OR NEW CONSTRUCTION. THE CONTRACTOR SHALL BE RESPONSIBLE FOR THE REPAIR OF ANY DAMAGE CAUSED BY THIER WORK OR ANY SUBCONTRACTOR.
3. ALL CEILING TILES TO BE REPLACED AT THE END OF EACH SHIFT IN WORK AREAS OUTSIDE OF A RATED CONSTRUCTION BARRIER. IF THE TILES CANNOT BE REPLACED, THE SPRINKLER SYSTEM MAY BE CONSIDERED OUT OF SERVICE IN THOSE AREAS AND A 1-HOUR FIRE RATED SEPARATION WILL BE REQUIRED BETWEEN THE CONSTRUCTION AREA AND OCCUPIED PORTIONS OF THE BUILDING.

PLAN LEGEND

- OPEN TO STRUCTURE ABOVE
- GYPSUM BOARD CEILING
- 1' X 1' ACOUSTICAL CEILING TILES
- 2' X 2' ACOUSTICAL CEILING TILES
- 2' X 4' ACOUSTICAL CEILING TILES
- LINEAR CEILING PANELS
- EQUIPMENT (REFRIGERATOR, FREEZER, ETC.)

PARTITION LEGEND

- EXISTING PARTITION
- EXISTING SMOKE PARTITION/ BARRIER TO BE MAINTAINED
- EXISTING 1 HOUR FIRE RATED PARTITION TO BE MAINTAINED
- EXISTING 2 HOUR FIRE RATED PARTITION TO BE MAINTAINED

NOTE: NOT ALL SYMBOLS MAY BE USED

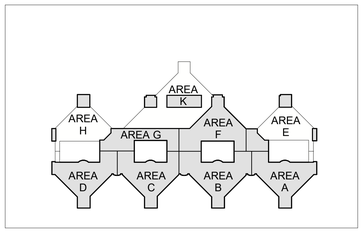

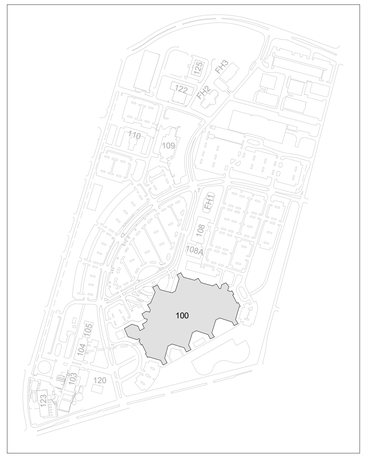

KEY PLAN - BLDG 100

FULLY SPRINKLERED

THIS SHEET INTENDED TO BE PRINTED IN COLOR

100% BID DOCUMENTS

No.	REVISION DESCRIPTION	DATE

CONSULTANTS:

ARCHITECT
SPUR DESIGN
312 SW 25TH STREET
OKLAHOMA CITY, OK 73109
(405) 842-6100

MECH / ELEC / PLUMB / TELECOM
SPUR DESIGN
2519 MADISON AVE., STE 100
KANSAS CITY, MO 64108
(913) 369-7200

FIRE PROTECTION ENGINEER
RATED ENGINEERING
609 S. KELLY AVENUE, STE H2
EDMOND, OK 73003
(405) 210-5814

INDUSTRIAL HYGENIST
RIVERFRONT SAFETY & HEALTH
11140 S TOWNE SQUARE, STE 100
ST. LOUIS, MO 63123
(314) 917-0148

PHYSICAL SECURITY
FORCE PROTECT
10901 FRONT BEACH RD, UNIT 1415
PANAMA CITY BEACH, FL 32407
(502) 836-4232

ENGINEER: H2B #: 23-133

H2B, INC.
1225 NORTH LOOP WEST, # 800
HOUSTON, TEXAS 77008
(713) 864-2900

TEXAS FIRM REGISTRATION #: 8856

STAMP:
REGISTERED ARCHITECT BRIANNA L. ARCHIBEQUE 32228 STATE OF TEXAS
07/21/2025

Drawing Title
REFERENCE PLAN - BUILDING 100- LEVEL 6

VA Health Care System Approval:

Project Title
REPLACE/UPGRADE CAMPUS OVERHEAD PAGING SYSTEM

Location: MICHAEL E. DEBAKEY VAMC, 2002 HOLCOMBE BLVD, HOUSTON, TX 77030

Date	Checked	Drawn
07/21/2025	AJS	CAB

Project Number: **580-25-101**

Building Number: 100

Drawing Number: **A-107**

Drawing # 26 OF 231

Veterans Health Administration

U.S. Department of Veterans Affairs

7/18/2025 8:53:17 AM

VA FORM 08-6231

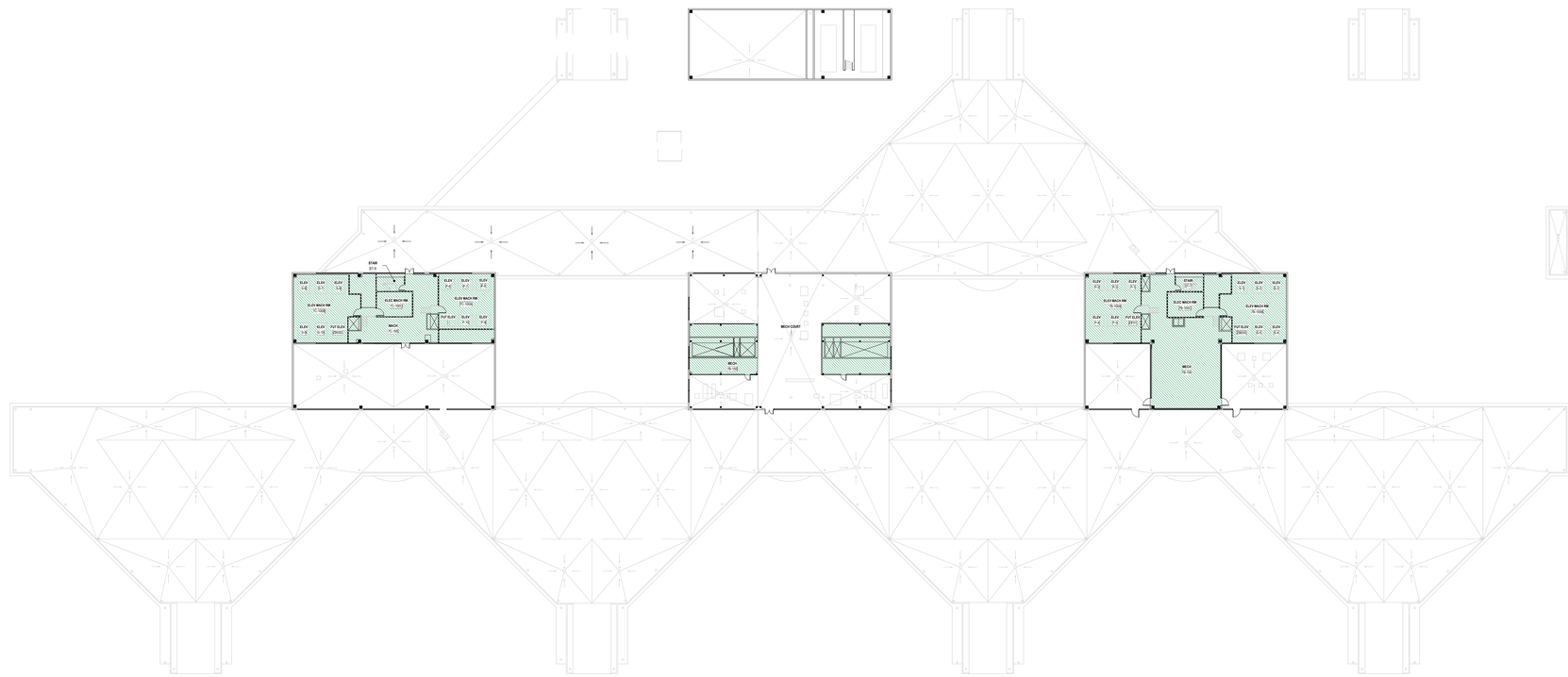

1 BLDG 100 - REFERENCE PLAN - LEVEL 7
1/32" = 1'-0"

GENERAL DEMOLITION REFLECTED CEILING PLAN NOTES

1. DEMOLITION AND CONSTRUCTION WORK MUST BE DONE UNDER NEGATIVE PRESSURE UTILIZING HEPA FILTRATION UNITS. SEE INFECTION CONTROL NOTES AND SPECIFICATIONS.
2. THE CONTRACTOR SHALL PROVIDE PROTECTIVE COVERING FOR EXISTING FLOOR, WALL AND CEILING FINISHES IN EXISTING AREAS NOT DESIGNATED FOR DEMOLITION OR NEW CONSTRUCTION. THE CONTRACTOR SHALL BE RESPONSIBLE FOR THE REPAIR OF ANY DAMAGE CAUSED BY THIER WORK OR ANY SUBCONTRACTOR.
3. ALL CEILING TILES TO BE REPLACED AT THE END OF EACH SHIFT IN WORK AREAS OUTSIDE OF A RATED CONSTRUCTION BARRIER. IF THE TILES CANNOT BE REPLACED, THE SPRINKLER SYSTEM MAY BE CONSIDERED OUT OF SERVICE IN THOSE AREAS AND A 1-HOUR FIRE RATED SEPARATION WILL BE REQUIRED BETWEEN THE CONSTRUCTION AREA AND OCCUPIED PORTIONS OF THE BUILDING.

PLAN LEGEND

- OPEN TO STRUCTURE ABOVE
- GYPSUM BOARD CEILING
- 1' X 1' ACOUSTICAL CEILING TILES
- 2' X 2' ACOUSTICAL CEILING TILES
- 2' X 4' ACOUSTICAL CEILING TILES
- LINEAR CEILING PANELS
- EQUIPMENT (REFRIGERATOR, FREEZER, ETC.)

PARTITION LEGEND

- EXISTING PARTITION
- EXISTING SMOKE PARTITION/ BARRIER TO BE MAINTAINED
- EXISTING 1 HOUR FIRE RATED PARTITION TO BE MAINTAINED
- EXISTING 2 HOUR FIRE RATED PARTITION TO BE MAINTAINED

NOTE: NOT ALL SYMBOLS MAY BE USED

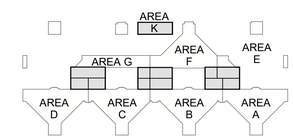

KEY PLAN - BLDG 100

FULLY SPRINKLERED

THIS SHEET INTENDED TO BE PRINTED IN COLOR

100% BID DOCUMENTS

No.	REVISION DESCRIPTION	DATE

CONSULTANTS:

ARCHITECT
SPUR DESIGN
312 SW 25TH STREET
OKLAHOMA CITY, OK 73109
(405) 842-6100

MECH / ELEC / PLUMB / TELECOM
SPUR DESIGN
2519 MADISON AVE., STE 100
KANSAS CITY, MO 64108
(913) 369-7200

FIRE PROTECTION ENGINEER
RATED ENGINEERING
609 S. KELLY AVENUE, STE H2
EDMOND, OK 73003
(405) 210-5814

INDUSTRIAL HYGENIST
RIVERFRONT SAFETY & HEALTH
11140 S TOWNE SQUARE, STE 100
ST. LOUIS, MO 63123
(314) 917-0148

PHYSICAL SECURITY
FORCE PROTECT
10901 FRONT BEACH RD, UNIT 1415
PANAMA CITY BEACH, FL 32407
(502) 836-4232

ENGINEER: H2B #: 23-133

H2B, INC.
1225 NORTH LOOP WEST, # 800
HOUSTON, TEXAS 77008
(713) 864-2900

TEXAS FIRM REGISTRATION #: 8856

STAMP: REGISTERED ARCHITECT BRIANNY JACOBSON 32226 STATE OF TEXAS 07/21/2025

Drawing Title
REFERENCE PLAN - BUILDING 100 - LEVEL 7

VA Health Care System Approval:

Project Title
REPLACE/UPGRADE CAMPUS OVERHEAD PAGING SYSTEM

Location MICHAEL E. DEBAKEY VAMC
2002 HOLCOMBE BLVD
HOUSTON, TX 77030

Date **07/21/2025** | Checked AJS | Drawn CAB

Project Number **580-25-101**

Building Number 100

Drawing Number **A-108**

Drawing # 27 OF 231

Veterans Health Administration

VA | U.S. Department of Veterans Affairs

7/18/2025 8:53:19 AM

VA FORM 08-6231

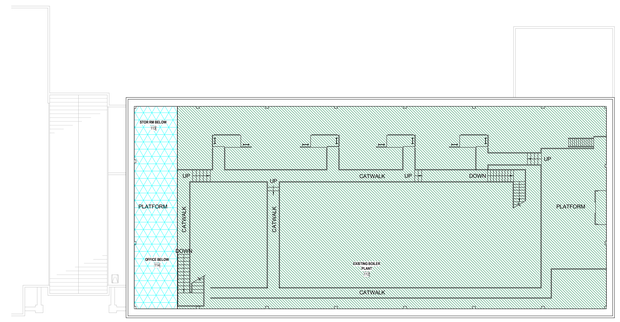

3 BLDG 105 - REFERENCE PLAN - LEVEL 2
1/16" = 1'-0"

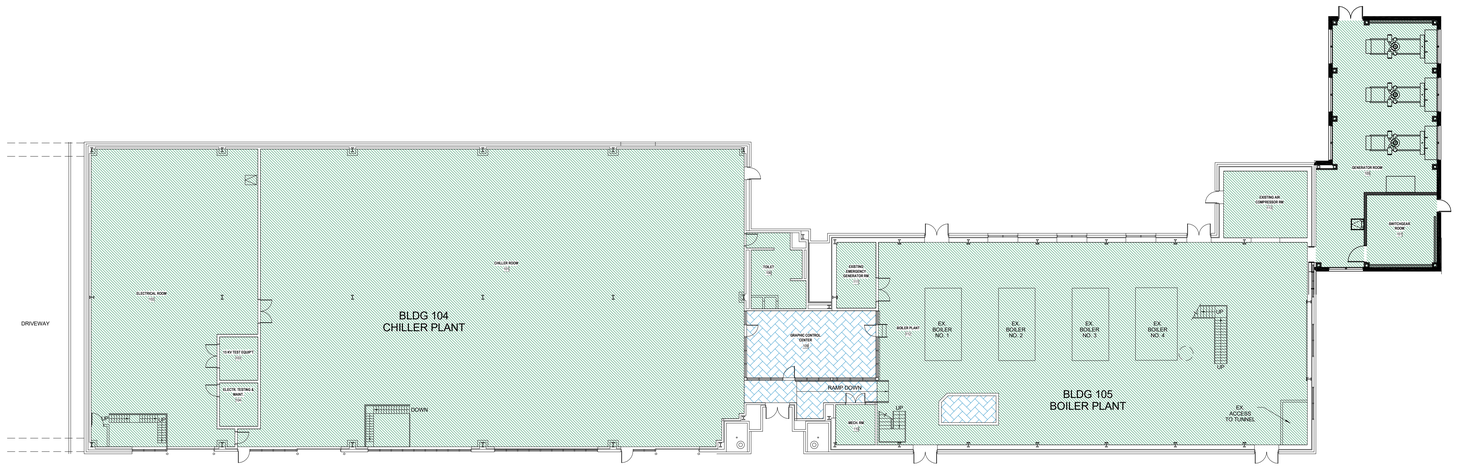

2 BLDG 104 & 105 - REFERENCE PLAN - LEVEL 1
1/16" = 1'-0"

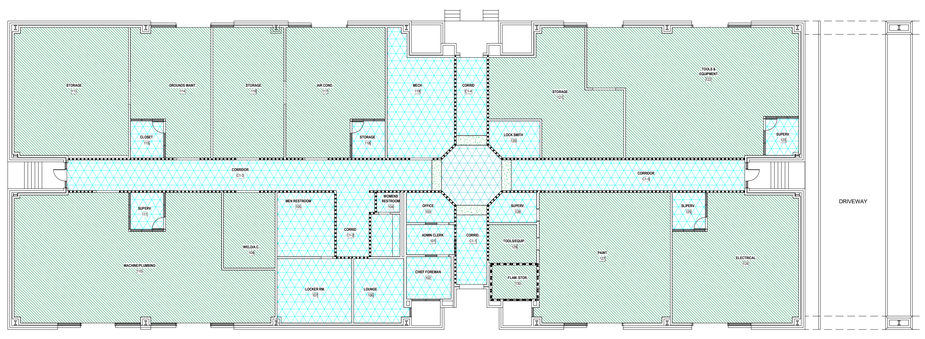

1 BLDG 103 - REFERENCE PLAN - LEVEL 1
1/16" = 1'-0"

GENERAL DEMOLITION REFLECTED CEILING PLAN NOTES

1. DEMOLITION AND CONSTRUCTION WORK MUST BE DONE UNDER NEGATIVE PRESSURE UTILIZING HEPA FILTRATION UNITS. SEE INFECTION CONTROL NOTES AND SPECIFICATIONS.
2. THE CONTRACTOR SHALL PROVIDE PROTECTIVE COVERING FOR EXISTING FLOOR, WALL AND CEILING FINISHES IN EXISTING AREAS NOT DESIGNATED FOR DEMOLITION OR NEW CONSTRUCTION. THE CONTRACTOR SHALL BE RESPONSIBLE FOR THE REPAIR OF ANY DAMAGE CAUSED BY THIER WORK OR ANY SUBCONTRACTOR.
3. ALL CEILING TILES TO BE REPLACED AT THE END OF EACH SHIFT IN WORK AREAS OUTSIDE OF A RATED CONSTRUCTION BARRIER. IF THE TILES CANNOT BE REPLACED, THE SPRINKLER SYSTEM MAY BE CONSIDERED OUT OF SERVICE IN THOSE AREAS AND A 1-HOUR FIRE RATED SEPARATION WILL BE REQUIRED BETWEEN THE CONSTRUCTION AREA AND OCCUPIED PORTIONS OF THE BUILDING.
4. CONTRACTOR TO VERIFY LOCATION OF AND MAINTAIN FIRE AND SMOKE BARRIERS.

PLAN LEGEND

	OPEN TO STRUCTURE ABOVE
	GYPSUM BOARD CEILING
	1' X 1' ACOUSTICAL CEILING TILES
	2' X 2' ACOUSTICAL CEILING TILES
	2' X 4' ACOUSTICAL CEILING TILES
	LINEAR CEILING PANELS
	EQUIPMENT (REFRIGERATOR, FREEZER, ETC.)

PARTITION LEGEND

- EXISTING PARTITION
- EXISTING SMOKE PARTITION/ BARRIER TO BE MAINTAINED
- EXISTING 1 HOUR FIRE RATED PARTITION TO BE MAINTAINED
- EXISTING 2 HOUR FIRE RATED PARTITION TO BE MAINTAINED

NOTE: NOT ALL SYMBOLS MAY BE USED

KEY PLAN - BLDGS 103, 104, & 105

FULLY SPRINKLERED

THIS SHEET INTENDED TO BE PRINTED IN COLOR

100% BID DOCUMENTS

No.	REVISION DESCRIPTION	DATE

CONSULTANTS:

ARCHITECT
SPUR DESIGN
312 SW 25TH STREET
OKLAHOMA CITY, OK 73109
(405) 842-6100

MECH / ELEC / PLUMB / TELECOM
SPUR DESIGN
2519 MADISON AVE., STE 100
KANSAS CITY, MO 64108
(913) 369-7200

FIRE PROTECTION ENGINEER
RATED ENGINEERING
609 S. KELLY AVENUE, STE H2
EDMOND, OK 73003
(405) 210-5814

INDUSTRIAL HYGENIST
RIVERFRONT SAFETY & HEALTH
11140 S TOWNE SQUARE, STE 100
ST. LOUIS, MO 63123
(314) 917-0148

PHYSICAL SECURITY
FORCE PROTECT
10901 FRONT BEACH RD, UNIT 1415
PANAMA CITY BEACH, FL 32407
(502) 836-4232

ENGINEER: H2B #: 23-133

H2B, INC.
1225 NORTH LOOP WEST, # 800
HOUSTON, TEXAS 77008
(713) 864-2900

TEXAS FIRM REGISTRATION #: 8856

STAMP:
U.S. REGISTERED ARCHITECT
BRITTANY JACKSON
32226
STATE OF TEXAS
07/21/2025

Drawing Title
REFERENCE PLANS - BUILDINGS 103, 104 & 105

VA Health Care System Approval:

Project Title
REPLACE/UPGRADE CAMPUS OVERHEAD PAGING SYSTEM

Location MICHAEL E. DEBAKEY VAMC
2002 HOLCOMBE BLVD
HOUSTON, TX 77030

Date	Checked	Drawn
07/21/2025	AJS	CAB

Project Number
580-25-101

Building Number
103, 104, 105

Drawing Number
A-109
Drawing # 28 OF 231

Veterans Health Administration

VA | U.S. Department of Veterans Affairs

7/18/2025 8:53:20 AM

VA FORM 08-6231

3 BLDG 108A - REFERENCE PLAN - LEVEL 2
1/16" = 1'-0"

2 BLDG 108A - REFERENCE PLAN - LEVEL 1
1/16" = 1'-0"

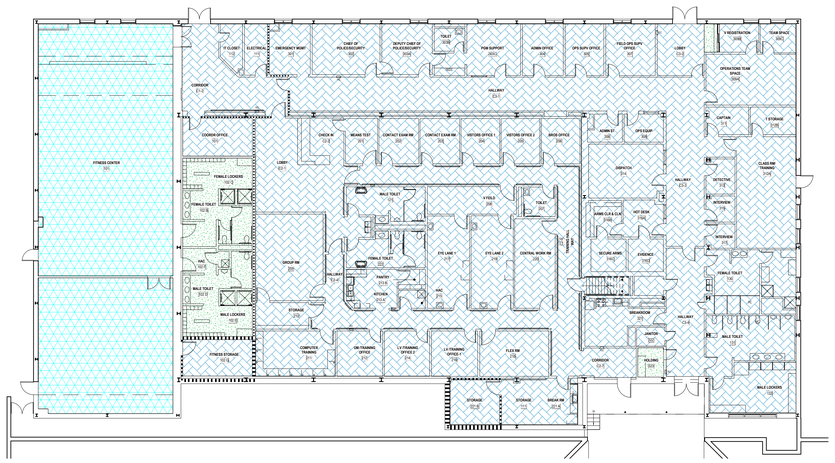

1 BLDG 108 - REFERENCE PLAN - LEVEL 1
1/16" = 1'-0"

GENERAL DEMOLITION REFLECTED CEILING PLAN NOTES

1. DEMOLITION AND CONSTRUCTION WORK MUST BE DONE UNDER NEGATIVE PRESSURE UTILIZING HEPA FILTRATION UNITS. SEE INFECTION CONTROL NOTES AND SPECIFICATIONS.
2. THE CONTRACTOR SHALL PROVIDE PROTECTIVE COVERING FOR EXISTING FLOOR, WALL AND CEILING FINISHES IN EXISTING AREAS NOT DESIGNATED FOR DEMOLITION OR NEW CONSTRUCTION. THE CONTRACTOR SHALL BE RESPONSIBLE FOR THE REPAIR OF ANY DAMAGE CAUSED BY THIER WORK OR ANY SUBCONTRACTOR.
3. ALL CEILING TILES TO BE REPLACED AT THE END OF EACH SHIFT IN WORK AREAS OUTSIDE OF A RATED CONSTRUCTION BARRIER. IF THE TILES CANNOT BE REPLACED, THE SPRINKLER SYSTEM MAY BE CONSIDERED OUT OF SERVICE IN THOSE AREAS AND A 1-HOUR FIRE RATED SEPARATION WILL BE REQUIRED BETWEEN THE CONSTRUCTION AREA AND OCCUPIED PORTIONS OF THE BUILDING.
4. CONTRACTOR TO VERIFY LOCATION OF AND MAINTAIN FIRE AND SMOKE BARRIERS.

PLAN LEGEND

	OPEN TO STRUCTURE ABOVE
	GYPSUM BOARD CEILING
	1' X 1' ACOUSTICAL CEILING TILES
	2' X 2' ACOUSTICAL CEILING TILES
	2' X 4' ACOUSTICAL CEILING TILES
	LINEAR CEILING PANELS
	EQUIPMENT (REFRIGERATOR, FREEZER, ETC.)

PARTITION LEGEND

- EXISTING PARTITION
- EXISTING SMOKE PARTITION/ BARRIER TO BE MAINTAINED
- EXISTING 1 HOUR FIRE RATED PARTITION TO BE MAINTAINED
- EXISTING 2 HOUR FIRE RATED PARTITION TO BE MAINTAINED

NOTE: NOT ALL SYMBOLS MAY BE USED

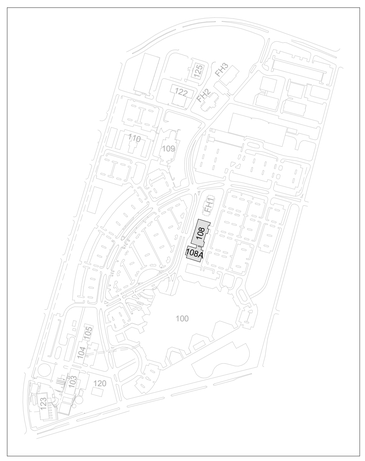

KEY PLAN - BLDGS 108 & 108A

FULLY SPRINKLERED

THIS SHEET INTENDED TO BE PRINTED IN COLOR

100% BID DOCUMENTS

No.	REVISION DESCRIPTION	DATE

CONSULTANTS:

ARCHITECT
SPUR DESIGN
312 SW 25TH STREET
OKLAHOMA CITY, OK 73109
(405) 842-6100

MECH / ELEC / PLUMB / TELECOM
SPUR DESIGN
2519 MADISON AVE., STE 100
KANSAS CITY, MO 64108
(913) 369-7200

FIRE PROTECTION ENGINEER
RATED ENGINEERING
609 S. KELLY AVENUE, STE H2
EDMOND, OK 73003
(405) 210-5814

INDUSTRIAL HYGENIST
RIVERFRONT SAFETY & HEALTH
11140 S TOWNE SQUARE, STE 100
ST. LOUIS, MO 63123
(314) 917-0148

PHYSICAL SECURITY
FORCE PROTECT
10901 FRONT BEACH RD, UNIT 1415
PANAMA CITY BEACH, FL 32407
(502) 836-4232

ENGINEER: H2B #: 23-133

H2B, INC.
1225 NORTH LOOP WEST, # 800
HOUSTON, TEXAS 77008
(713) 864-2900

TEXAS FIRM REGISTRATION #: 8856

STAMP:
REGISTERED ARCHITECT
BRITTANY L. JACKSON
32226
STATE OF TEXAS
07/21/2025

Drawing Title
REFERENCE PLANS - BUILDINGS 108 & 108A - LEVEL 1 & 2

VA Health Care System Approval:

Project Title
REPLACE/UPGRADE CAMPUS OVERHEAD PAGING SYSTEM

Location MICHAEL E. DEBAKEY VAMC
2002 HOLCOMBE BLVD
HOUSTON, TX 77030

Date **07/21/2025** | Checked AJS | Drawn CAB

Project Number **580-25-101**

Building Number 108 & 108A

Drawing Number
A-110
Drawing # 29 OF 231

Veterans Health Administration

U.S. Department of Veterans Affairs

7/18/2025 8:53:24 AM

VA FORM 08-6231

3 BLDG 109 - REFERENCE PLAN - LEVEL 2
1/16" = 1'-0"

2 BLDG 109 - REFERENCE PLAN - LEVEL 1
1/16" = 1'-0"

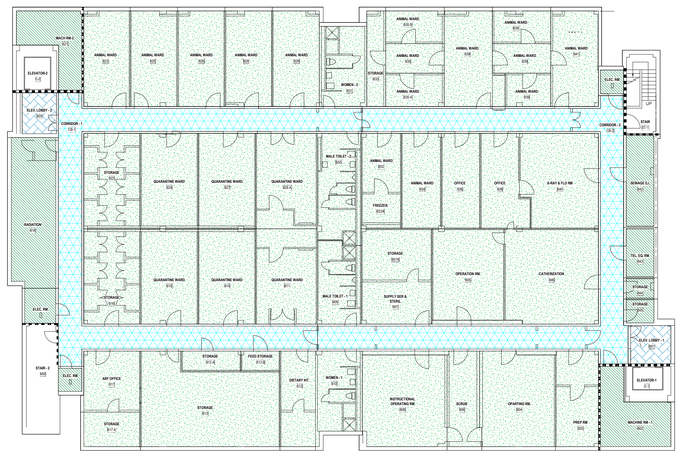

1 BLDG 109 - REFERENCE PLAN - BASEMENT LEVEL
1/16" = 1'-0"

GENERAL DEMOLITION REFLECTED CEILING PLAN NOTES

1. DEMOLITION AND CONSTRUCTION WORK MUST BE DONE UNDER NEGATIVE PRESSURE UTILIZING HEPA FILTRATION UNITS. SEE INFECTION CONTROL NOTES AND SPECIFICATIONS.
2. THE CONTRACTOR SHALL PROVIDE PROTECTIVE COVERING FOR EXISTING FLOOR, WALL AND CEILING FINISHES IN EXISTING AREAS NOT DESIGNATED FOR DEMOLITION OR NEW CONSTRUCTION. THE CONTRACTOR SHALL BE RESPONSIBLE FOR THE REPAIR OF ANY DAMAGE CAUSED BY THIER WORK OR ANY SUBCONTRACTOR.
3. ALL CEILING TILES TO BE REPLACED AT THE END OF EACH SHIFT IN WORK AREAS OUTSIDE OF A RATED CONSTRUCTION BARRIER. IF THE TILES CANNOT BE REPLACED, THE SPRINKLER SYSTEM MAY BE CONSIDERED OUT OF SERVICE IN THOSE AREAS AND A 1-HOUR FIRE RATED SEPARATION WILL BE REQUIRED BETWEEN THE CONSTRUCTION AREA AND OCCUPIED PORTIONS OF THE BUILDING.

PLAN LEGEND

- OPEN TO STRUCTURE ABOVE
- GYPSUM BOARD CEILING
- 1' X 1' ACOUSTICAL CEILING TILES
- 2' X 2' ACOUSTICAL CEILING TILES
- 2' X 4' ACOUSTICAL CEILING TILES
- LINEAR CEILING PANELS
- EQUIPMENT (REFRIGERATOR, FREEZER, ETC.)

PARTITION LEGEND

- EXISTING PARTITION
- EXISTING SMOKE PARTITION/ BARRIER TO BE MAINTAINED
- EXISTING 1 HOUR FIRE RATED PARTITION TO BE MAINTAINED
- EXISTING 2 HOUR FIRE RATED PARTITION TO BE MAINTAINED

NOTE: NOT ALL SYMBOLS MAY BE USED

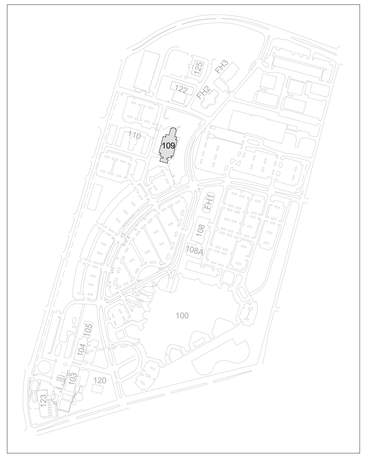

KEY PLAN - BLDG 109

FULLY SPRINKLERED

THIS SHEET INTENDED TO BE PRINTED IN COLOR

100% BID DOCUMENTS

No.	REVISION DESCRIPTION	DATE

7/18/2025 8:53:28 AM

CONSULTANTS:

ARCHITECT
SPUR DESIGN
312 SW 25TH STREET
OKLAHOMA CITY, OK 73109
(405) 842-6100

MECH / ELEC / PLUMB / TELECOM
SPUR DESIGN
2519 MADISON AVE., STE 100
KANSAS CITY, MO 64108
(913) 369-7200

FIRE PROTECTION ENGINEER
RATED ENGINEERING
609 S. KELLY AVENUE, STE H2
EDMOND, OK 73003
(405) 210-5814

INDUSTRIAL HYGENIST
RIVERFRONT SAFETY & HEALTH
11140 S TOWNE SQUARE, STE 100
ST. LOUIS, MO 63123
(314) 917-0148

PHYSICAL SECURITY
FORCE PROTECT
10901 FRONT BEACH RD, UNIT 1415
PANAMA CITY BEACH, FL 32407
(502) 836-4232

ENGINEER: H2B #: 23-133

H2B, INC.
1225 NORTH LOOP WEST, # 800
HOUSTON, TEXAS 77008
(713) 864-2900

TEXAS FIRM REGISTRATION #: 8856

STAMP:
REGISTERED ARCHITECT BRITANY JACKSON 32226 STATE OF TEXAS
07/21/2025

Drawing Title
REFERENCE PLANS - BUILDING 109 - BASEMENT LEVEL, LEVELS 1 & 2

VA Health Care System Approval:

Project Title
REPLACE/UPGRADE CAMPUS OVERHEAD PAGING SYSTEM

Location MICHAEL E. DEBAKEY VAMC
2002 HOLCOMBE BLVD
HOUSTON, TX 77030

Date **07/21/2025** | Checked AJS | Drawn CAB

Project Number **580-25-101**

Building Number 109

Drawing Number **A-111**

Drawing # 30 OF 231

Veterans Health Administration

VA U.S. Department of Veterans Affairs

VA FORM 08-6231

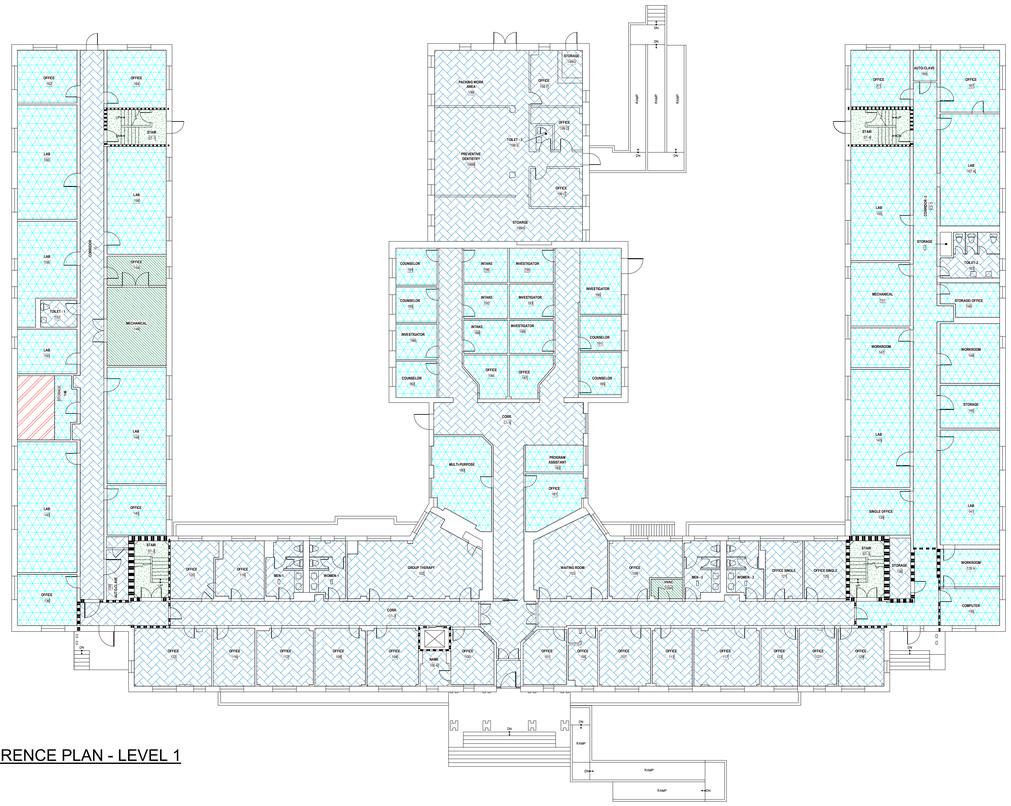

2 BLDG 110 - REFERENCE PLAN - LEVEL 1
1/16" = 1'-0"

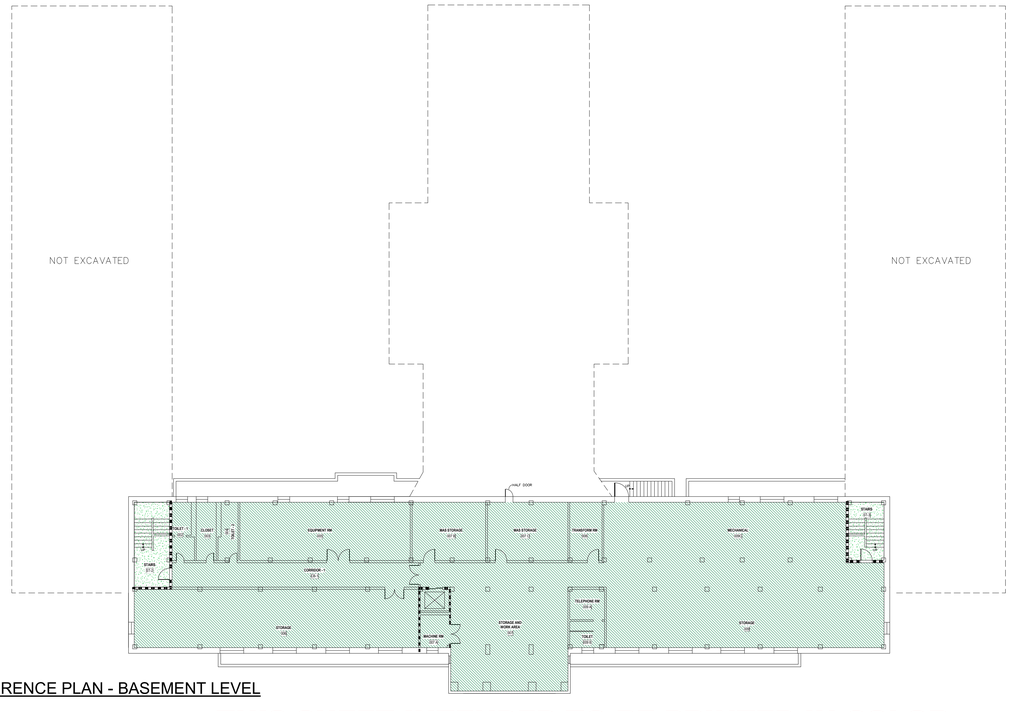

1 BLDG 110 - REFERENCE PLAN - BASEMENT LEVEL
1/16" = 1'-0"

GENERAL DEMOLITION REFLECTED CEILING PLAN NOTES

1. DEMOLITION AND CONSTRUCTION WORK MUST BE DONE UNDER NEGATIVE PRESSURE UTILIZING HEPA FILTRATION UNITS. SEE INFECTION CONTROL NOTES AND SPECIFICATIONS.
2. THE CONTRACTOR SHALL PROVIDE PROTECTIVE COVERING FOR EXISTING FLOOR, WALL AND CEILING FINISHES IN EXISTING AREAS NOT DESIGNATED FOR DEMOLITION OR NEW CONSTRUCTION. THE CONTRACTOR SHALL BE RESPONSIBLE FOR THE REPAIR OF ANY DAMAGE CAUSED BY THIER WORK OR ANY SUBCONTRACTOR.
3. ALL CEILING TILES TO BE REPLACED AT THE END OF EACH SHIFT IN WORK AREAS OUTSIDE OF A RATED CONSTRUCTION BARRIER. IF THE TILES CANNOT BE REPLACED, THE SPRINKLER SYSTEM MAY BE CONSIDERED OUT OF SERVICE IN THOSE AREAS AND A 1-HOUR FIRE RATED SEPARATION WILL BE REQUIRED BETWEEN THE CONSTRUCTION AREA AND OCCUPIED PORTIONS OF THE BUILDING.

PLAN LEGEND

- OPEN TO STRUCTURE ABOVE
- GYPSUM BOARD CEILING
- 1' X 1' ACOUSTICAL CEILING TILES
- 2' X 2' ACOUSTICAL CEILING TILES
- 2' X 4' ACOUSTICAL CEILING TILES
- LINEAR CEILING PANELS
- EQUIPMENT (REFRIGERATOR, FREEZER, ETC.)

PARTITION LEGEND

- EXISTING PARTITION
- EXISTING SMOKE PARTITION/ BARRIER TO BE MAINTAINED
- EXISTING 1 HOUR FIRE RATED PARTITION TO BE MAINTAINED
- EXISTING 2 HOUR FIRE RATED PARTITION TO BE MAINTAINED

NOTE: NOT ALL SYMBOLS MAY BE USED

KEY PLAN - BLDG 110

FULLY SPRINKLERED

THIS SHEET INTENDED TO BE PRINTED IN COLOR

100% BID DOCUMENTS

No.	REVISION DESCRIPTION	DATE

CONSULTANTS:

ARCHITECT
SPUR DESIGN
312 SW 25TH STREET
OKLAHOMA CITY, OK 73109
(405) 842-6100

MECH / ELEC / PLUMB / TELECOM
SPUR DESIGN
2519 MADISON AVE., STE 100
KANSAS CITY, MO 64108
(913) 369-7200

FIRE PROTECTION ENGINEER
RATED ENGINEERING
609 S. KELLY AVENUE, STE H2
EDMOND, OK 73003
(405) 210-5814

INDUSTRIAL HYGENIST
RIVERFRONT SAFETY & HEALTH
11140 S TOWNE SQUARE, STE 100
ST. LOUIS, MO 63123
(314) 917-0148

PHYSICAL SECURITY
FORCE PROTECT
10901 FRONT BEACH RD, UNIT 1415
PANAMA CITY BEACH, FL 32407
(502) 836-4232

ENGINEER: H2B #: 23-133

H2B, INC.
1225 NORTH LOOP WEST, # 800
HOUSTON, TEXAS 77008
(713) 864-2900

TEXAS FIRM REGISTRATION #: 8856

STAMP:
REGISTERED ARCHITECT BRANNY JACKSON 32226 STATE OF TEXAS
07/21/2025

Drawing Title
REFERENCE PLANS - BUILDING 110 - BASEMENT & LEVEL 1

VA Health Care System Approval:

Project Title
REPLACE/UPGRADE CAMPUS OVERHEAD PAGING SYSTEM

Location MICHAEL E. DEBAKEY VAMC
2002 HOLCOMBE BLVD
HOUSTON, TX 77030

Date **07/21/2025** | Checked AJS | Drawn CAB

Project Number **580-25-101**

Building Number 110

Drawing Number **A-112**

Drawing # 31 OF 231

Veterans Health Administration

U.S. Department of Veterans Affairs

7/18/2025 8:53:31 AM

VA FORM 08-6231

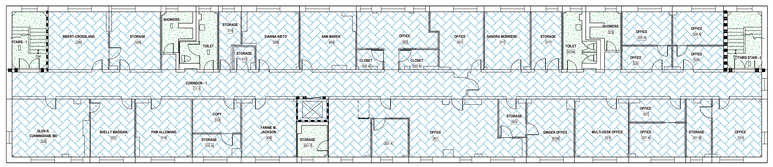

N

2 BLDG 110 - REFERENCE PLAN - LEVEL 3
1/16" = 1'-0"

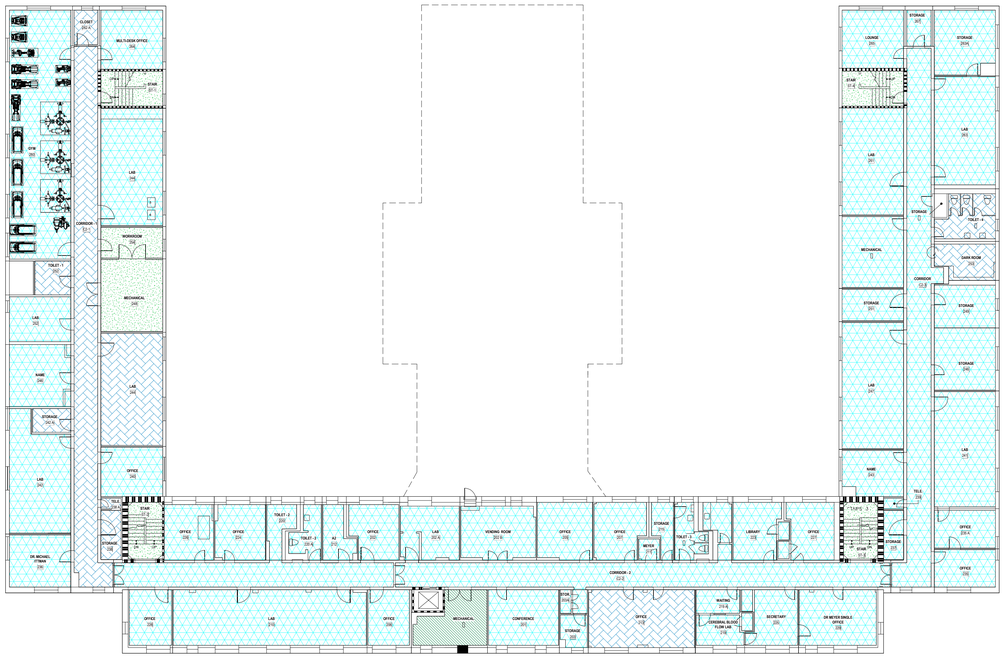

N

1 BLDG 110 - REFERENCE PLAN - LEVEL 2
1/16" = 1'-0"

GENERAL DEMOLITION REFLECTED CEILING PLAN NOTES

1. DEMOLITION AND CONSTRUCTION WORK MUST BE DONE UNDER NEGATIVE PRESSURE UTILIZING HEPA FILTRATION UNITS. SEE INFECTION CONTROL NOTES AND SPECIFICATIONS.
2. THE CONTRACTOR SHALL PROVIDE PROTECTIVE COVERING FOR EXISTING FLOOR, WALL AND CEILING FINISHES IN EXISTING AREAS NOT DESIGNATED FOR DEMOLITION OR NEW CONSTRUCTION. THE CONTRACTOR SHALL BE RESPONSIBLE FOR THE REPAIR OF ANY DAMAGE CAUSED BY THIER WORK OR ANY SUBCONTRACTOR.
3. ALL CEILING TILES TO BE REPLACED AT THE END OF EACH SHIFT IN WORK AREAS OUTSIDE OF A RATED CONSTRUCTION BARRIER. IF THE TILES CANNOT BE REPLACED, THE SPRINKLER SYSTEM MAY BE CONSIDERED OUT OF SERVICE IN THOSE AREAS AND A 1-HOUR FIRE RATED SEPARATION WILL BE REQUIRED BETWEEN THE CONSTRUCTION AREA AND OCCUPIED PORTIONS OF THE BUILDING.

PLAN LEGEND

	OPEN TO STRUCTURE ABOVE
	GYPSUM BOARD CEILING
	1' X 1' ACOUSTICAL CEILING TILES
	2' X 2' ACOUSTICAL CEILING TILES
	2' X 4' ACOUSTICAL CEILING TILES
	LINEAR CEILING PANELS
	EQUIPMENT (REFRIGERATOR, FREEZER, ETC.)

PARTITION LEGEND

- EXISTING PARTITION
- EXISTING SMOKE PARTITION/ BARRIER TO BE MAINTAINED
- EXISTING 1 HOUR FIRE RATED PARTITION TO BE MAINTAINED
- EXISTING 2 HOUR FIRE RATED PARTITION TO BE MAINTAINED

NOTE: NOT ALL SYMBOLS MAY BE USED

KEY PLAN - BLDG 110

FULLY SPRINKLERED

THIS SHEET INTENDED TO BE PRINTED IN COLOR

100% BID DOCUMENTS

No.	REVISION DESCRIPTION	DATE

CONSULTANTS:

ARCHITECT
SPUR DESIGN
312 SW 25TH STREET
OKLAHOMA CITY, OK 73109
(405) 842-6100

MECH / ELEC / PLUMB / TELECOM
SPUR DESIGN
2519 MADISON AVE., STE 100
KANSAS CITY, MO 64108
(913) 369-7200

FIRE PROTECTION ENGINEER
RATED ENGINEERING
609 S. KELLY AVENUE, STE H2
EDMOND, OK 73003
(405) 210-5814

INDUSTRIAL HYGENIST
RIVERFRONT SAFETY & HEALTH
11140 S TOWNE SQUARE, STE 100
ST. LOUIS, MO 63123
(314) 917-0148

PHYSICAL SECURITY
FORCE PROTECT
10901 FRONT BEACH RD, UNIT 1415
PANAMA CITY BEACH, FL 32407
(502) 836-4232

ENGINEER: H2B #: 23-133

H2B, INC.
1225 NORTH LOOP WEST, # 800
HOUSTON, TEXAS 77008
(713) 864-2900

TEXAS FIRM REGISTRATION #: 8856

STAMP:
REGISTERED ARCHITECT BRITTANY JAMES 32226 STATE OF TEXAS
07/21/25

Drawing Title
REFERENCE PLANS - BUILDING 110 - LEVELS 2 & 3

VA Health Care System Approval:

Project Title
REPLACE/UPGRADE CAMPUS OVERHEAD PAGING SYSTEM

Location MICHAEL E. DEBAKEY VAMC
2002 HOLCOMBE BLVD
HOUSTON, TX 77030

Date	Checked	Drawn
07/21/2025	AJS	CAB

Project Number **580-25-101**

Building Number 110

Drawing Number **A-113**

Drawing # 32 OF 231

Veterans Health Administration

VA | U.S. Department of Veterans Affairs

7/18/2025 8:53:33 AM

VA FORM 08-6231

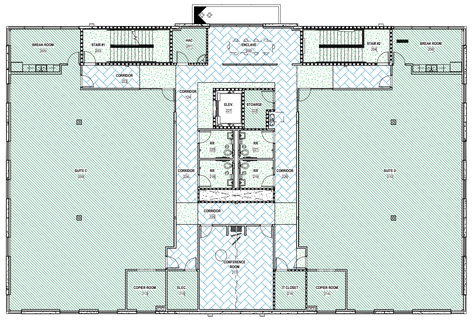

3 BLDG 125 - REFERENCE PLAN - LEVEL 2
1/16" = 1'-0"

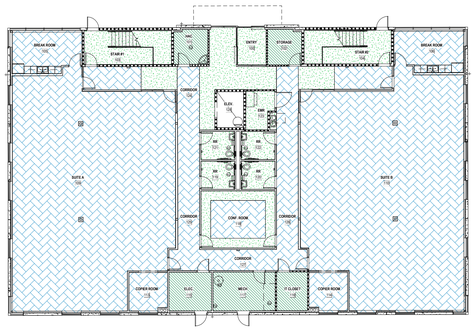

2 BLDG 125 - REFERENCE PLAN - LEVEL 1
1/16" = 1'-0"

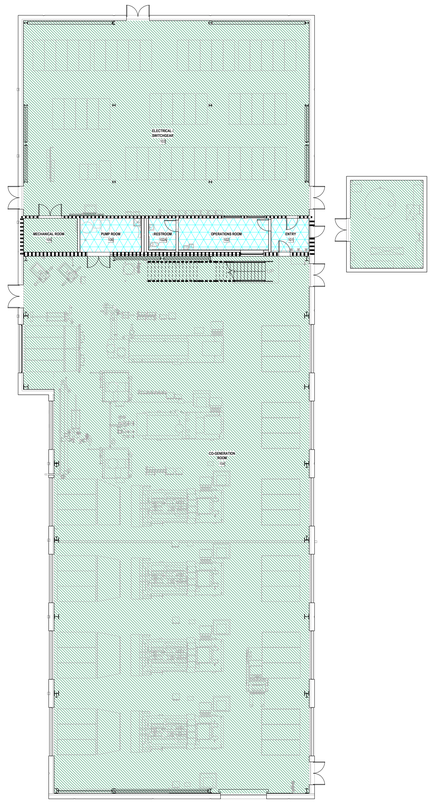

4 BLDG 123 - REFERENCE PLAN - LEVEL 1
1/16" = 1'-0"

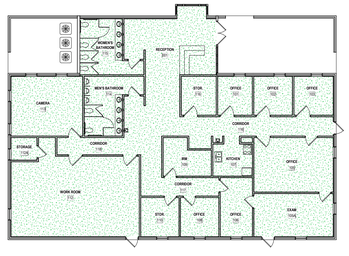

1 BLDG 120 - REFERENCE PLAN - LEVEL 1
1/16" = 1'-0"

GENERAL DEMOLITION REFLECTED CEILING PLAN NOTES

1. DEMOLITION AND CONSTRUCTION WORK MUST BE DONE UNDER NEGATIVE PRESSURE UTILIZING HEPA FILTRATION UNITS. SEE INFECTION CONTROL NOTES AND SPECIFICATIONS.
2. THE CONTRACTOR SHALL PROVIDE PROTECTIVE COVERING FOR EXISTING FLOOR, WALL AND CEILING FINISHES IN EXISTING AREAS NOT DESIGNATED FOR DEMOLITION OR NEW CONSTRUCTION. THE CONTRACTOR SHALL BE RESPONSIBLE FOR THE REPAIR OF ANY DAMAGE CAUSED BY THIER WORK OR ANY SUBCONTRACTOR.
3. ALL CEILING TILES TO BE REPLACED AT THE END OF EACH SHIFT IN WORK AREAS OUTSIDE OF A RATED CONSTRUCTION BARRIER. IF THE TILES CANNOT BE REPLACED, THE SPRINKLER SYSTEM MAY BE CONSIDERED OUT OF SERVICE IN THOSE AREAS AND A 1-HOUR FIRE RATED SEPARATION WILL BE REQUIRED BETWEEN THE CONSTRUCTION AREA AND OCCUPIED PORTIONS OF THE BUILDING.
4. CONTRACTOR TO VERIFY LOCATION OF AND MAINTAIN FIRE AND SMOKE BARRIERS.

PLAN LEGEND

	OPEN TO STRUCTURE ABOVE
	GYPSUM BOARD CEILING
	1' X 1' ACOUSTICAL CEILING TILES
	2' X 2' ACOUSTICAL CEILING TILES
	2' X 4' ACOUSTICAL CEILING TILES
	LINEAR CEILING PANELS
	EQUIPMENT (REFRIGERATOR, FREEZER, ETC.)

PARTITION LEGEND

- EXISTING PARTITION
- EXISTING SMOKE PARTITION/ BARRIER TO BE MAINTAINED
- EXISTING 1 HOUR FIRE RATED PARTITION TO BE MAINTAINED
- EXISTING 2 HOUR FIRE RATED PARTITION TO BE MAINTAINED

NOTE: NOT ALL SYMBOLS MAY BE USED

KEY PLAN - BLDGS 120, 123 & 125

FULLY SPRINKLERED

THIS SHEET INTENDED TO BE PRINTED IN COLOR

100% BID DOCUMENTS

No.	REVISION DESCRIPTION	DATE

CONSULTANTS:

ARCHITECT
SPUR DESIGN
312 SW 25TH STREET
OKLAHOMA CITY, OK 73109
(405) 842-6100

MECH / ELEC / PLUMB / TELECOM
SPUR DESIGN
2519 MADISON AVE., STE 100
KANSAS CITY, MO 64108
(913) 369-7200

FIRE PROTECTION ENGINEER
RATED ENGINEERING
609 S. KELLY AVENUE, STE H2
EDMOND, OK 73003
(405) 210-5814

INDUSTRIAL HYGENIST
RIVERFRONT SAFETY & HEALTH
11140 S TOWNE SQUARE, STE 100
ST. LOUIS, MO 63123
(314) 917-0148

PHYSICAL SECURITY
FORCE PROTECT
10901 FRONT BEACH RD, UNIT 1415
PANAMA CITY BEACH, FL 32407
(502) 836-4232

ENGINEER: H2B #: 23-133

H2B

H2B, INC.
1225 NORTH LOOP WEST, # 800
HOUSTON, TEXAS 77008
(713) 864-2900

TEXAS FIRM REGISTRATION #: 8856

STAMP:

REGISTERED ARCHITECT BRITTANY JACKSON 32226 STATE OF TEXAS
07/21/2025

Drawing Title
REFERENCE PLAN - BUILDINGS 120, 123, & 125 - LEVELS 1 & 2

VA Health Care System Approval:

Project Title
REPLACE/UPGRADE CAMPUS OVERHEAD PAGING SYSTEM

Location MICHAEL E. DEBAKEY VAMC
2002 HOLCOMBE BLVD
HOUSTON, TX 77030

Date **07/21/2025** | Checked AJS | Drawn CAB

Project Number **580-25-101**

Building Number 120, 123, & 125

Drawing Number
A-114
Drawing # 33 OF 231

Veterans Health Administration

VA U.S. Department of Veterans Affairs

7/18/2025 8:53:36 AM

VA FORM 08-6231

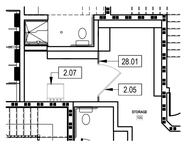

11 FISHER HOUSE 3 - ROOM 105 - ENLARGED PLAN
1/8" = 1'-0" 9/ A-115

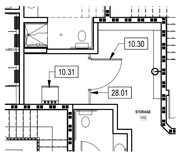

8 FISHER HOUSE 2 - ROOM 105 - ENLARGED PLAN
1/8" = 1'-0" 5/ A-115

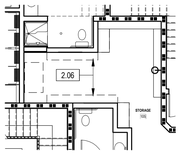

7 FISHER HOUSE 2 - ROOM 105 - ENLARGED DEMO PLAN
1/8" = 1'-0" 5/ A-115

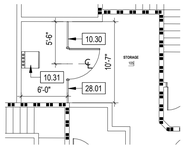

4 FISHER HOUSE 1 - ROOM 105 - ENLARGED PLAN
1/8" = 1'-0" 1/ A-115

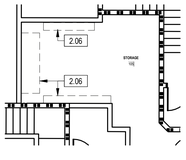

3 FISHER HOUSE 1 - ROOM 105 - ENLARGED DEMO PLAN
1/8" = 1'-0" 1/ A-115

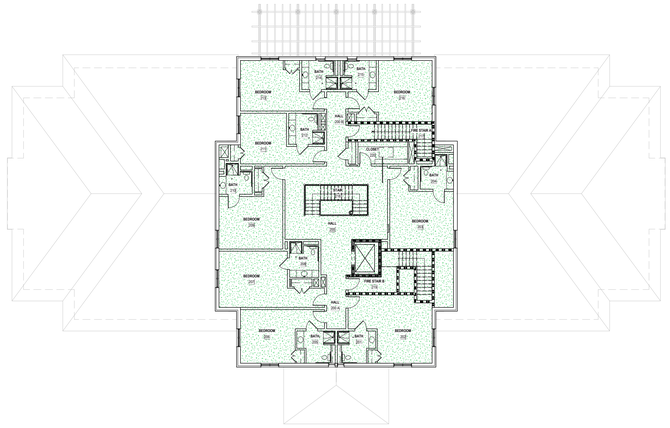

10 FISHER HOUSE 3 - REFERENCE PLAN - LEVEL 2
1/16" = 1'-0"

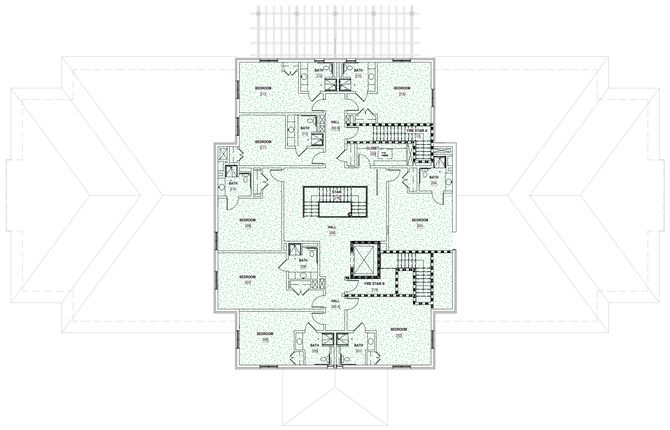

6 FISHER HOUSE 2 - REFERENCE PLAN LEVEL 2
1/16" = 1'-0"

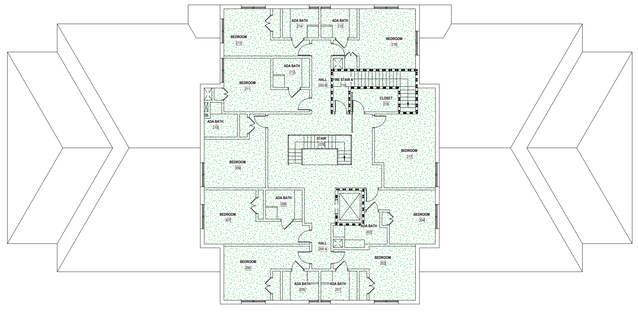

2 FISHER HOUSE 1 - REFERENCE PLAN - LEVEL 2
1/16" = 1'-0"

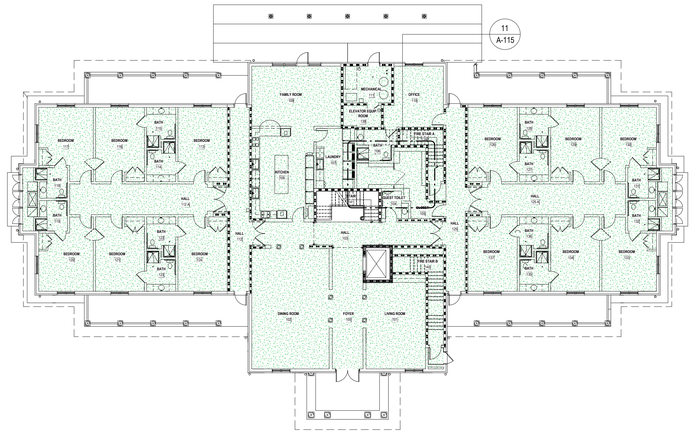

9 FISHER HOUSE 3 - REFERENCE PLAN - LEVEL 1
1/16" = 1'-0"

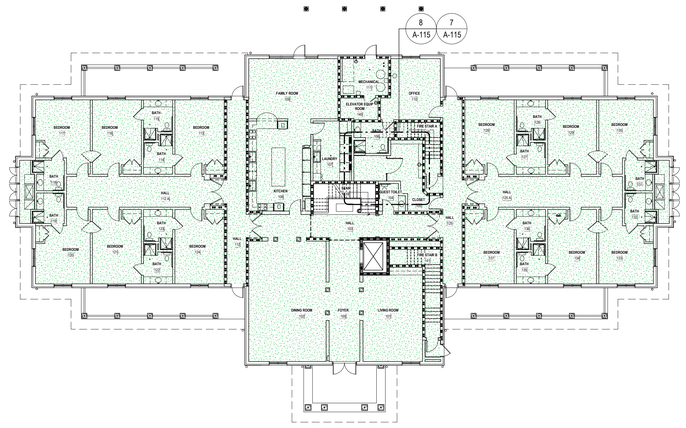

5 FISHER HOUSE 2 - REFERENCE PLAN - LEVEL 1
1/16" = 1'-0"

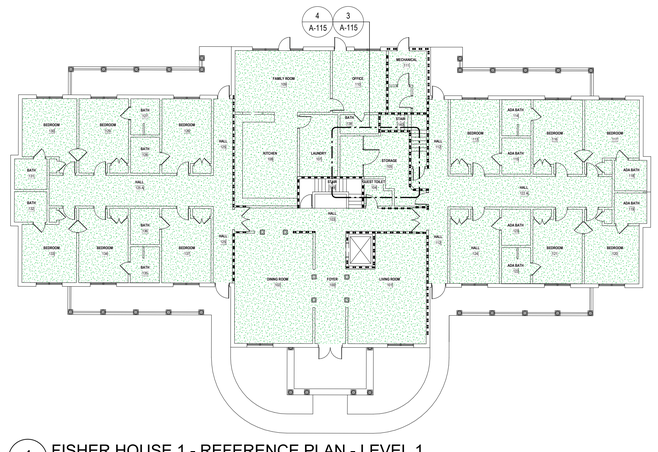

1 FISHER HOUSE 1 - REFERENCE PLAN - LEVEL 1
1/16" = 1'-0"

GENERAL DEMOLITION REFLECTED CEILING PLAN NOTES

1. DEMOLITION AND CONSTRUCTION WORK MUST BE DONE UNDER NEGATIVE PRESSURE UTILIZING HEPA FILTRATION UNITS. SEE INFECTION CONTROL NOTES AND SPECIFICATIONS.
2. THE CONTRACTOR SHALL PROVIDE PROTECTIVE COVERING FOR EXISTING FLOOR, WALL AND CEILING FINISHES IN EXISTING AREAS NOT DESIGNATED FOR DEMOLITION OR NEW CONSTRUCTION. THE CONTRACTOR SHALL BE RESPONSIBLE FOR THE REPAIR OF ANY DAMAGE CAUSED BY THIER WORK OR ANY SUBCONTRACTOR.
3. ALL CEILING TILES TO BE REPLACED AT THE END OF EACH SHIFT IN WORK AREAS OUTSIDE OF A RATED CONSTRUCTION BARRIER. IF THE TILES CANNOT BE REPLACED, THE SPRINKLER SYSTEM MAY BE CONSIDERED OUT OF SERVICE IN THOSE AREAS AND A 1-HOUR FIRE RATED SEPARATION WILL BE REQUIRED BETWEEN THE CONSTRUCTION AREA AND OCCUPIED PORTIONS OF THE BUILDING.

PLAN LEGEND

	OPEN TO STRUCTURE ABOVE
	GYPSUM BOARD CEILING
	1' X 1' ACOUSTICAL CEILING TILES
	2' X 2' ACOUSTICAL CEILING TILES
	2' X 4' ACOUSTICAL CEILING TILES
	LINEAR CEILING PANELS
	EQUIPMENT (REFRIGERATOR, FREEZER, ETC.)

PARTITION LEGEND

- EXISTING PARTITION
- EXISTING SMOKE PARTITION/ BARRIER TO BE MAINTAINED
- EXISTING 1 HOUR FIRE RATED PARTITION TO BE MAINTAINED
- EXISTING 2 HOUR FIRE RATED PARTITION TO BE MAINTAINED

NOTE: NOT ALL SYMBOLS MAY BE USED

KEYNOTE LEGEND

2.05	EXISTING METAL WIRE PARTITION AND GATE TO REMAIN
2.06	DEMOLISH EXISTING SHELVING
2.07	EXISTING TELECOM RACK TO REMAIN
10.30	INSTALL NEW WIRE MESH SECURITY PARTITION FROM FLOOR TO CEILING WITH 4'-0" WIDE DOOR.
10.31	NEW WALL-MOUNTED TELECOM RACK. REFER TO TELECOM DRAWINGS.
28.01	INSTALL NEW DUAL AUTHENTICATION (PIV AND PIN CODE) CARD READER. REFER TO TELECOM DRAWINGS.

KEY PLAN - FISHER HOUSE 1, 2, & 3

FULLY SPRINKLERED

THIS SHEET INTENDED TO BE PRINTED IN COLOR

100% BID DOCUMENTS

No.	REVISION DESCRIPTION	DATE

CONSULTANTS:

ARCHITECT
SPUR DESIGN
312 SW 25TH STREET
OKLAHOMA CITY, OK 73109
(405) 842-6100

MECH / ELEC / PLUMB / TELECOM
SPUR DESIGN
2519 MADISON AVE., STE 100
KANSAS CITY, MO 64108
(913) 369-7200

FIRE PROTECTION ENGINEER
RATED ENGINEERING
609 S. KELLY AVENUE, STE H2
EDMOND, OK 73003
(405) 210-5814

INDUSTRIAL HYGENIST
RIVERFRONT SAFETY & HEALTH
11140 S TOWNE SQUARE, STE 100
ST. LOUIS, MO 63123
(314) 917-0148

PHYSICAL SECURITY
FORCE PROTECT
10901 FRONT BEACH RD, UNIT 1415
PANAMA CITY BEACH, FL 32407
(502) 836-4232

ENGINEER: H2B #: 23-133

H2B, INC.
1225 NORTH LOOP WEST, # 800
HOUSTON, TEXAS 77008
(713) 864-2900

TEXAS FIRM REGISTRATION #: 8856

STAMP:
REGISTERED ARCHITECT
BRENNAN J. JACKSON
32226
STATE OF TEXAS
07/21/2025

Drawing Title
REFERENCE PLANS - FISHER HOUSE #1, #2, & #3 - LEVELS 1 & 2

VA Health Care System Approval:

Project Title
REPLACE/UPGRADE CAMPUS OVERHEAD PAGING SYSTEM

Location MICHAEL E. DEBAKEY VAMC
2002 HOLCOMBE BLVD
HOUSTON, TX 77030

Date **07/21/2025** | Checked AJS | Drawn CAB

Project Number **580-25-101**

Building Number FISHER #1, #2, & #3

Drawing Number
A-115
Drawing # 34 OF 231

Veterans Health Administration

VA | U.S. Department of Veterans Affairs

7/18/2025 8:53:39 AM

VA FORM 08-6231

FIRE ALARM GENERAL NOTES

1. SYSTEM DESCRIPTION
   - A. THE SYSTEM INDICATED HEREIN IS A MODIFICATION OF AN EXISTING FIRE ALARM SIGNALING LINE CIRCUIT OF THE FIRE ALARM CONTROL UNIT IN BUILDING 100. ADDRESSABLE OUTPUT MODULES WILL BE ADDED TO THE SLC AND WILL INTERFACE WITH THE INTERCOM PAGING SYSTEM CONTROLLER IN BUILDING 100, TEL MAINFRAME ROOM BC-275. WHEN A FIRE ALARM EVENT OCCURS IN ANY CAMPUS BUILDING OR IN ANY FIRE ALARM NOTIFICATION ZONE WITHIN A CAMPUS BUILDING, THE FIRE ALARM CONTROL UNIT IN BUILDING 100 WILL COMMAND THE RESPECTIVE ADDRESSABLE OUTPUT MODULE TO SEND A SIGNAL TO THE INTERCOM PAGING SYSTEM CONTROLLER TO DISABLE THE INTERCOM PAGING SPEAKERS WITHIN THE RESPECTIVE BUILDING OR NOTIFICATION ZONE. THE QUANTITY OF THE ADDRESSABLE CONTROL MODULES MUST BE COORDINATED WITH TELECOM. FOR BUILDINGS THAT ARE NOT INTERFACED WITH BUILDING 100 THE FIRE ALARM AT EACH RESPECTIVE BUILDING MUST BE INTERFACED WITH THE PAGING TELECOMMUNICATIONS RACK FOR THAT BUILDING.
   - B. MOST FIRE ALARM PANELS ARE NETWORKED TOGETHER SO THAT ANY FIRE ALARM EVENT IN ANY BUILDING ON CAMPUS WILL REPORT TO THE FIRE ALARM CONTROL UNIT IN BUILDING 100. REFER TO THE BUILDING FIRE ALARM SYSTEM TYPES TABLE ON THIS SHEET FOR THE LIST OF BUILDINGS.
   - C. THE PAGING SYSTEM EVENTS ARE ALL LIVE VOICE MESSAGES. THE FIRE ALARM SYSTEM MUST OVERRIDE THE PAGING SYSTEM.
   - D. ADDRESSABLE CONTROL MODULES MUST BE COMPATIBLE WITH THE EXISTING FIRE ALARM CONTROL PANEL
   - E. SYSTEM PROVIDER REQUIREMENTS: MANUFACTURER-APPROVED DISTRIBUTOR
2. PURPOSE OF PLANS
   - A. THESE PLANS ARE INTENDED TO DEMONSTRATE CRITERIA, DEMONSTRATE CODE COMPLIANCE, AND SOLICIT COMPETITIVE BIDS.
   - B. THESE PLANS ARE INTENDED TO DEMONSTRATE COORDINATED AND COMPLIANT LOCATIONS, TYPES, AND SETTINGS OF ADDRESSABLE OUTPUT MODULES.
   - C. THESE PLANS ARE NOT INTENDED TO SHOW ALL CIRCUITS, COMPONENTS, ACCESSORIES, AND OTHER DETAILS WHICH MUST BE DOCUMENTED IN THE CONTRACTOR'S SHOP DRAWINGS.
   - D. MODIFICATIONS MADE BY THE CONTRACTOR RESULTANT FROM COORDINATION, CALCULATIONS, OR CONTRACTOR ROUTING AND INSTALLATION PREFERENCES MUST BE PERFORMED AT NO ADDITIONAL COST TO THE OWNER.
   - E. UNLESS SPECIFICALLY NOTED OTHERWISE, ALL MANUFACTURER AND MODEL DATA INDICATED HEREIN IS A BASIS OF DESIGN AND IS NOT SOLE-SOURCED.
3. APPLICABLE CRITERIA
   - A. NATIONAL FIRE CODES WITH EXCEPTION OF NFPA 900 & NFPA 5000.
   - B. NFPA 70 NATIONAL ELECTRICAL CODE, 2023 EDITION
   - C. NFPA 72 NATIONAL FIRE ALARM AND SIGNALING CODE, 2022 EDITION
   - D. VA FIRE PROTECTION DESIGN MANUAL, NINTH EDITION, NOVEMBER 1, 2023
4. SPECIFICATIONS
   - A. REFER TO PROJECT SPECIFICATIONS FOR MANY QUALIFICATIONS, SUBMITTAL, PRODUCT, INSTALLATION, TESTING, AND DOCUMENTATION CRITERIA.
   - B. SPECIFICATION CRITERIA STATED ON THESE PLANS IS INTENDED TO SUMARIZE MAJOR SYSTEM CRITERIA; REFER TO SPECIFICATIONS FOR ALL DETAILS.
   - C. IN THE EVENT OF A CONFLICT BETWEEN THESE DRAWINGS AND THE SPECIFICATIONS, THE FOLLOWING CONFLICT RESOLUTION MUST BE FOLLOWED. IF THE CONFLICT IS OF EQUAL SPECIFICITY, THE MORE DEMANDING CRITERIA IS APPLICABLE. IF THE CONFLICT IS OF DIFFERING SPECIFICITY, THE MORE SPECIFIC CRITERIA IS APPLICABLE.
5. FIBER INTERFACE
   - A. ALL BUILDINGS THAT ARE NOT FIBER INTERFACED WITH BUILDING 100 MUST INTERFACE THE FIRE ALARM CONTROL UNIT AT THE BUILDING WITH THE NEW PAGING RACK CONSTRUCTED BY THIS PROJECT. PROVIDE FIRE ALARM ADDRESSABLE OUTPUT MODULES OR RELAYS TO INTERACT WITH PAGING RACK DRY CONTACTS TO SILCENCE THE PAGING SYSTEM ON FIRE ALARM CONDITION. ALL BUILDINGS ON THE NORTH SIDE OF THE CAMPUS ARE NETWORKED WITH BUILDING 100.
   - B. FOR PRICING ASSUME THAT BUILDINGS 103, 104, 105, 120, AND 123 ARE NOT NETWORKED WITH BUILDING 100 AND MUST BE PROVIDED WITH LOCAL PAGING INTERFACE, MODULES, AND SHUTDOWN.
6. CIRCUITS
   - A. ANY MODIFICATION TO FIRE ALARM SYSTEM CIRCUITS MUST MATCH THE EXISTING CIRCUIT CLASS.
   - B. FIRE ALARM SYSTEM CIRCUITS MUST BE PULLED SPLICE-FREE FROM DEVICE-TO-DEVICE.
7. CONDUIT
   - A. CIRCUITS MUST BE INSTALLED IN MINIMUM ¾-INCH METALLIC CONDUIT IN THE FOLLOWING LOCATIONS:
     - a. THROUGHOUT THE BUILDING
   - B. CIRCUITS MAY BE INSTALLED OPEN-AIR IN THE FOLLOWING LOCATIONS:
     - a. PROHIBITED
8. INSTALLATION
   - A. ALL COMPONENTS MUST BE COORDINATED WITH OTHER TRADES AND INSTALLED PARALLEL OR PERPINDICULAR TO THE BUILDING STRUCTURE.
   - B. SYSTEM INSTALLATION MUST BE PERFORMED IN A NEAT, WORKMAN-LIKE MANNER.
   - C. CIRCUITS MAY ONLY BE PULLED INTO A CABINET WHEN NECESSARY FOR TERMINATION ON EQUIPMENT INSIDE THAT CABINET.
   - D. ALL INSTALLATION AND TESTING MUST COMPLY WITH THE APPLICABLE CRITERIA AND MANUFACTURER'S INSTRUCTIONS.
   - E. THE SYSTEM MUST BE TURNED OVER TO THE OWNER IN LIKE-NEW CONDITION. THE CONTRACTOR MUST REPLACE DAMAGED COMPONENTS WITH NEW COMPONENTS IF DAMAGED BEFORE TURNOVER.

FIRE ALARM LEGEND

FACU	EXISTING FIRE ALARM CONTROL UNIT IN BUILDING 100
PAGE	INTERCOM PAGING SYSTEM CONTROLLER
AOM	ADDRESSABLE OUTPUT MODULE

SYSTEM INPUTS

	ALARM CONDITIONS	AUXILIARY FUNCTIONS: DISABLE PUBLIC ADDRESS SYSTEM IN RESPECTIVE BUILDING
		A
1	FIRE ALARM CONDITION IN BUILDING 100	X
2	FIRE ALARM CONDITION IN BUILDING 103	X
3	FIRE ALARM CONDITION IN BUILDING 104	X
4	FIRE ALARM CONDITION IN BUILDING 105	X
5	FIRE ALARM CONDITION IN BUILDING 108	X
6	FIRE ALARM CONDITION IN BUILDING 108A	X
7	FIRE ALARM CONDITION IN BUILDING 109	X
8	FIRE ALARM CONDITION IN BUILDING 110	X
9	FIRE ALARM CONDITION IN BUILDING 120	X
10	FIRE ALARM CONDITION IN BUILDING 123	X
11	FIRE ALARM CONDITION IN BUILDING 125	X
12	FIRE ALARM CONDITION IN BUILDING FISHER HOUSE #1	X
13	FIRE ALARM CONDITION IN BUILDING FISHER HOUSE #2	X
14	FIRE ALARM CONDITION IN BUILDING FISHER HOUSE #3	X
	VOICE EVACUATION CONDITIONS (BLDGS 100, 108A, 125)	A
15	FACU MICROPHONE KEYED-ALL CALL	X
16	PRE-RECORDED MESSAGE BUTTON ACTIVATED	X

1 FIRE ALARM INPUT/OUTPUT MATRIX

NTS

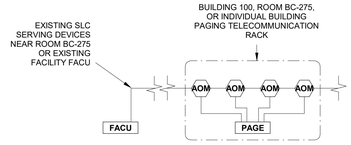

NOTE:
RISER DIAGRAM IS CONCEPTUAL IN NATURE AND IS ONLY TO ILLUSTRATE THE ADDITION OF NEW ADDRESSABLE OUTPUT MODULES IN TEL MAINFRAME ROOM BC-275 INTO THE EXISTING SLC OF THE BUILDING 100 FIRE ALARM SYSTEM. ACTUAL QUANTITY OF AOM'S MUST BE COORDINATED WITH TELECOM TO ACCOMPLISH PAGING SYSTEM OVERRIDES AS SHOWN ON THE FIRE ALARM INPUT/OUTPUT MATRIX. BUILDINGS THAT ARE NOT FIBER NETWORKED WITH B100 WILL FUNCTION SIMILARLY WITH MODULES INTERFACED AT THE PAGING RACK FOR THE ASSOCIATED BUILDING.

2 FIRE ALARM RISER DIAGRAM

NTS

BUILDING	SYSTEM TYPE	NOTIFER PANEL #
BLDG 100	VOICE	DVC
BLDG 103	TONE	NF2-320
BLDG 104	TONE	NFS2-640
BLDG 105	TONE	NFS2-640
BLDG 108	TONE	NFS2-640
BLDG 108A	VOICE	DVC
BLDG 109	TONE	NFS2-640
BLDG 110	TONE	NFS2-640
BLDG 120	TONE	NFS2-640
BLDG 123	TONE	NFS2-640
BLDG 125	VOICE	NFS2-3030
FISHER HOUSE #1	TONE	NFS2-320
FISHER HOUSE #2	TONE	NFS2-320
FISHER HOUSE #3	TONE	NFS2-320

3 BUILDING FIRE ALARM SYSTEM TYPES

NTS

RATED ENGINEERING.COM
TX FIRM #F-21105

FULLY SPRINKLERED

SIGNED AND SEALED

No.	REVISION DESCRIPTION	DATE

7/18/2025 4:51:08 PM

CONSULTANTS:

ARCHITECT
SPUR DESIGN
312 SW 25TH STREET
OKLAHOMA CITY, OK 73109
(405) 842-6100

MECH / ELEC / PLUMB / TELECOM
SPUR DESIGN
2519 MADISON AVE., STE 100
KANSAS CITY, MO 64108
(913) 369-7200

FIRE PROTECTION ENGINEER
RATED ENGINEERING
609 S. KELLY AVENUE, STE H2
EDMOND, OK 73003
(405) 210-5814

INDUSTRIAL HYGENIST
RIVERFRONT SAFETY & HEALTH
11140 S TOWNE SQUARE, STE 100
ST. LOUIS, MO 63123
(314) 917-0148

PHYSICAL SECURITY
FORCE PROTECT
10901 FRONT BEACH RD, UNIT 1415
PANAMA CITY BEACH, FL 32407
(502) 836-4232

ENGINEER:

H2B

H2B INC.
1225 NORTH LOOP WEST, # 800
HOUSTON, TEXAS 77008
(713) 864-2900

TEXAS FIRM REGISTRATION #: 8856

STAMP:

LICENSED PROFESSIONAL ENGINEER
GAGLIARDI
07/21/25
34430
OKLAHOMA

Drawing Title
FIRE ALARM NOTES MATRIX AND RISER DIAGRAM

VA Health Care System Approval:

Project Title
REPLACE/UPGRADE CAMPUS OVERHEAD PAGING SYSTEM

Location MICHAEL E. DEBAKEY VAMC
2002 HOLCOMBE BLVD
HOUSTON, TX 77030

Date	Checked	Drawn
07/21/2025	GHG	JCP

Project Number
23-115

Building Number
100, 103, 104, 105, 108, 108A, 109, 120, 122, 125, FH1, FH2, FH3

Drawing Number
FA001
DRAWING 35 OF 231

Veterans Health Administration

VA | U.S. Department of Veterans Affairs

VA FORM 08-6231

PLAN SYMBOLS	
SYMBOL	DESCRIPTION
	AREA IN SCOPE HATCH

ELECTRONIC SECURITY SYMBOLS	
SYMBOL	DESCRIPTION
AC	DOOR AUTO-CLOSER
AD	DOOR AUTO-OPENER
AP	ANTI-PROP LOCAL AUDIBLE ALARMING SOUNDER
CR	ACCESS CONTROL CARD READER/KEYPAD COMBINATION DEVICE
RE	REQUEST FOR EXIT/MOTION SENSOR
DB	DOORBELL PUSHBUTTON
DC	ELECTRIC MORTISE LOCK WITH INTEGRAL ELECTRIC STRIKE REQUEST TO EXIT AND DOOR POSITION SWITCH
DE	DELAYED EGRESS
DM	DOOR POSITION SWITCH
EL	ELECTRIFIED MORTISE LOCKING DEVICE, LATCH BOLT MONITOR, AND DOOR POSITION SWITCH
GB	GLASS BREAK DETECTOR
GO	GATE OPENER
KP	INTRUSION DETECTION SYSTEM KEYPAD
KP	ACCESS CONTROL SYSTEM KEYPAD
LA	LOCAL ALARM
MD	INTRUSION DETECTION PASSIVE INFRARED MOTION DETECTOR - WALL MOUNTED
ML	MAGNETIC LOCKING DEVICE
PB	PANIC/DURESS BUTTON MOUNTED AT 48" A.F.F. UNLESS NOTED OTHERWISE
xx:xx:xx	SINGLE VIEW SECURITY CAMERA XX:XX:XX = BUILDING ID:TYPE:SEQUENTIAL NUMBER
M	VIDEO SURVEILLANCE MONITOR STATION
— SSTV —	SECURITY SURVEILLANCE TELEVISION LINE, MIN. 1" RACEWAY

TELECOMMUNICATIONS SYMBOLS	
SYMBOL	DESCRIPTION
#D#TV/ #V#AV +XX" AFF	TELECOMMUNICATIONS OUTLET, TYPE AS NOTED #D = DATA, # = QUANTITY OF CABLES #TV = CABLE TELEVISION, # = QUANTITY OF CABLES #V = VOICE, # = QUANTITY OF CABLES #AV = AUDIO-VISUAL, # = QUANTITY OF CABLES +XX" = MOUNTING HEIGHT (DEFAULT IS +18" AFF UNLESS NOTED OTHERWISE)
PA W	DESKTOP COMMUNICATION CONSOLE; "W" = WALL MOUNTED COMMUNICATION CONSOLE
S 15, HY, H	WALL MOUNTED SPEAKER; HORN-TYPE AS NOTED: "15" = HORN-TYPE, 15-WATT, SELF-AMPLIFIED "HY" = HORN-TYPE, HYBRID (ANALOG/IP) EXTERIOR, SELF-AMPLIFIED "H" = HORN-TYPE, 5-WATT, PoE, IP-BASED
S	SPEAKER, CEILING MOUNTED, BUILDING PUBLIC ADDRESS SYSTEM
V	VOLUME CONTROL, WALL MOUNTED
	CABLE TRAY, TYPE AS NOTED
	TELECOMMUNICATIONS RACK/CABINET, TWO-POST, FLOOR MOUNTED
	TELECOMMUNICATIONS RACK/CABINET, WALL MOUNTED
	TELECOMMUNICATIONS RACK/CABINET, FOUR-POST, FLOOR MOUNTED
	TELECOMMUNICATIONS RACK/CABINET, FLOOR MOUNTED
	3/4"x4'x8', FIRE-RATED PLYWOOD BACKBOARD
J	JUNCTION BOX

ELECTRICAL SYMBOLS	
SYMBOL	DESCRIPTION
	RECEPTACLE, SIMPLEX, NEMA 5-20R, UNO
	RECEPTACLE, DUPLEX, NEMA 5-20R, UNO
	RECEPTACLE, DOUBLE-DUPLEX, NEMA 5-20R, UNO
	RECEPTACLE, SPECIAL PURPOSE

LP1 1,3,5

HOMERUN TO PANELBOARD
TICK MARKS INDICATE NUMBER OF CONDUCTORS. DESIGNATIONS ARE PANELBOARD AND CIRCUIT NUMBERS.
UNSWITCHED HOT CONDUCTORS SHOWN LEADING NEUTRAL CONDUCTOR
NEUTRAL CONDUCTOR
SWITCHED HOT CONDUCTORS SHOWN TRAILING GROUND CONDUCTOR

ABBREVIATIONS	
8P8C	EIGHT POSITION, EIGHT CONTACT
A	
AAP	ALARM ANNUNCIATOR PANEL
AFG	ABOVE FINISHED GRADE
AFF	ABOVE FINISHED FLOOR
AHJ	AUTHORITY HAVING JURISDICTION
ANSI	THE AMERICAN NATIONAL STANDARDS INSTITUTE
ARCH	ARCHITECT
B	
BATT	BATTERY
BOCT	BOTTOM OF CABLE TRAY
BICSI	BUILDING INDUSTRY CONSULTING SERVICE INTERNATIONAL
C	
C	CONDUIT
CFCI	CONTRACTOR FURNISHED / CONTRACTOR INSTALLED
CFOI	CONTRACTOR FURNISHED / OWNER INSTALLED
CATV	COMMUNITY ANTENNA TELEVISION
CCTV	CLOSED CIRCUIT TELEVISION
CLG	CEILING
CM	CEILING MOUNTED
CMR	COMPUTER MACHINE ROOM
COAX	COAXIAL CABLE
COMM	COMMUNICATION
CONT	CONTINUE/ CONTINUOUS
CTR	CENTER
CU	COPPER
D	
DB	DECIBEL OR DIRECT BURY
DC	DATA CENTER
DEMO	DEMOLISH/ DEMOLITION
DEMARC	DEMARCATION POINT OR ROOM
DIA	DIAMETER
DIM	DIMENSION
DL	DOME LIGHT
DWG	DRAWING
E	
EA	EACH
EH	EXTRA HAZARD
EL	ELEVATION
ELEV	ELEVATOR
EMER	EMERGENCY
EMI	ELECTROMAGNETIC INTERFERENCE
EMT	ELECTRICAL METALLIC TUBING
EPPS	ELECTRONIC PERSONAL PROTECTION SYSTEM
EQUIP	EQUIPMENT
EQPM	EQUIPMENT
ESS	ELECTRONIC SECURITY SYSTEMS
ETR	EXISTING TO REMAIN
EX	EXISTING
F	
FA	FIRE ALARM
FFE	FINISHED FLOOR ELEVATION
FLEX	FLEXIBLE METALLIC CONDUIT
FLR	FLOOR
FT	FEET
FO	FIBER-OPTIC
G	
GA	GAUGE
GC	GENERAL CONTRACTOR
GF/CI	GOVERNMENT FURNISHED/CONTRACTOR INSTALLED
GF/GI	GOVERNMENT FURNISHED/GOVERNMENT INSTALLED
GND	GROUND
H	
HCM	HORIZONTAL CABLE MANAGER
HGT	HEIGHT
HH	HANDHOLE
HKLB	HOUSE KEY LOCK BOX
HLS	HOMELAND SECURITY
HZ	HERTZ
I	
ICT	INFORMATION AND COMMUNICATIONS TECHNOLOGY
ID	INSIDE DIAMETER
IDF	INTERMEDIATE DISTRIBUTION FRAME
IR	INFRARED
ISP	INSIDE PLANT
J	
JB	JUNCTION BOX
K	
KW	KILOWATT

L	
LED	LIGHT EMITTING DIODE
LF	LINEAR FEET (FOOT)
LH	LIGHT HAZARD
LOC	LOCAL OPERATING CONSOLE
LV	LOW VOLTAGE
M	
MM	MULTI-MODE
MATV	MASTER ANTENNA TELEVISION SYSTEM
MAX	MAXIMUM
MC	METAL-CLAD
MDF	MAIN DISTRIBUTION FRAME
MH	MANHOLE
MIN	MINIMUM
MTD	MOUNTED
MTG	MOUNTING
N	
NA	NOT APPLICABLE
NCS	NATIONAL CONTRACT SERVICE
NEC	NATIONAL ELECTRICAL CODE
NEMA	NATIONAL ELECTRICAL MANUFACTURERS ASSOCIATION
NFPA	NATIONAL FIRE PROTECTION ASSOCIATION
NIC	NOT IN CONTRACT
NOC	NETWORK OPERATION CENTER
NTS	NOT TO SCALE
O	
OC	ON CENTER
O.D.	OUTSIDE DIAMETER
OCPD	OVERCURRENT PROTECTIVE DEVICE
OFCI	OWNER FURNISHED / CONTRACTOR INSTALLED
OFOI	OWNER FURNISHED / OWNER INSTALLED
OH	ORDINARY HAZARD
OSP	OUTSIDE PLANT
P	
PA	PUBLIC ADDRESS
PACS	PHYSICAL ACCESS CONTROL SYSTEM
PC	PULL CORD
POE	POWER OVER ETHERNET
PP	PATCH PANEL
PSIM	PHYSICAL SECURITY INFORMATION MANAGMENT
PWR	POWER
R	
RCDD	REGISTERED COMMUNICATIONS DISTRIBUTION DESIGNER
RCP	REFLECTED CEILING PLAN
RCPT	RECEPTACLE
REC	RECESSED
REQD	REQUIRED
RGS	RIGID GALVANIZED STEEL
RM	ROOM
RMS	ROOT MEAN SQUARE
RU	RACK UNIT
S	
S	SUPPLY
SCC	SECURITY CONTROL CENTER
SCHED	SCHEDULE
SD	SMOKE DETECTOR
SIM	SIMILAR
SM	SINGLE-MODE
SMS	SECURITY MANAGMENT SYSTEM
SOC	SECURITY OPERATIONS CENTER
SP	SPEAKER
SPEC	SPECIFICATION
SP/ST	SPEAKER/ STROBE
SQ	SQUARE
SSTV	SECURITY SURVEILLANCE SYSTEM TELEVISION
ST	STROBE
STP	SHIELDED TWISTED PAIR
SURF	SURFACE
SYST	SYSTEM
T	
TE	TELECOMMUNICATIONS ENCLOSURE
TEF	TELECOMMUNICATIONS ENCLOSURE FACILITY
TEL	TELEPHONE
TEMP	TEMPERATURE
TER	TELECOMMUNICATIONS EQUIPMENT ROOM
TGB	TELECOMMUNICATIONS GROUNDING BUSSBAR
TIA	TELECOMMUNICATIONS INDUSTRY ASSOCIATION
TMGB	TELECOMMUNICATIONS MAIN GROUNDING BUSSBAR
TR	TELECOMMUNICATIONS ROOM
TP	TWISTED PAIR
TTB	TELEPHONE TERMINAL BOARD
TYP	TYPICAL

U	
UFD	UNDERFLOOR DUCT
UGND	UNDERGROUND
UL	UNDERWRITERS LABORATORY
UNO	UNLESS NOTED OTHERWISE
UPS	UNINTERRUPTIBLE POWER SUPPLY
UTIL	UTILITY
UTP	UNSHIELDED TWISTED PAIR
V	
VCM	VERTICAL CABLE MANAGER
W	
W/	WITH
W/O	WITHOUT
X	
XP	EXPLOSION PROOF

STANDARD MOUNTING HEIGHTS	
TELECOMMUNICATIONS:	(AFF / AFG UNLESS NOTED OTHERWISE)
INTERCOM (AREA ONLY)	36"
INTERCOM (TOP)	48"
DATA (CENTER)	18"
VOICE (TOP)	48"
DATA/VOICE (CENTER)	18"
TV (CENTER)	52"

PROJECT CODES AND STANDARDS

A. VA OFFICE OF INFORMATION & TECHNOLOGY (OIT) INFRASTRUCTURE STANDARDS FOR TELECOMMUNICATIONS SPACES, VERSION 4.0, JUNE 1 2023

B. VA PG-18-10 TELECOMMUNICATIONS AND SPECIAL TELECOMMUNICATIONS SYSTEMS DESIGN MANUAL, FEBRUARY 2016

C. BICSI AND EIA/TIA STANDARDS AS DEFINED IN VA-18-10

D. VA-PSRDM - PHYSICAL SECURITY AND RESILIENCY DESIGN MANUAL 2020, 1 MAY 2024 REVISION

E. NFPA 70-2023 - NATIONAL ELECTRICAL CODE (NEC)

F. VA PG-18-10 ELECTRICAL DESIGN MANUAL, DECEMBER 2019

GENERAL NOTES

1. DRAWING IS DIAGRAMMATIC IN NATURE AND IS NOT TO BE CONSTRUED AS ALL INCLUSIVE; FIELD VERIFY EXISTING CONDITIONS AND ADJUST WORK AS REQUIRED TO EXECUTE SPECIFIED WORK.

2. FINAL LOCATION OF ALL DEVICES SHALL BE COORDINATED WITH FINAL ROOM FURNITURE CONFIGURATIONS, ACCESSORIES, SPACE INDICATED FOR SPECIFIC DUTY.

3. ALL ICT OUTLETS WITHIN OCCUPIED SPACES SHALL BE LOCATED WITHIN 18" MAXIMUM FROM AN ELECTRICAL OUTLET; EXCEPTION: ICT OUTLETS INDICATED FOR SPECIFIC DUTY.

4. ELECTRICAL OUTLETS INDICATED FOR REFERENCE PURPOSES ONLY; REFER TO ELECTRICAL PLANS FOR ELECTRICAL REQUIREMENTS.

5. ALL LOCATIONS OF CATV CABLE, TERMINATION AND COMMON EQUIPMENT TO BE COORDINATED WITH CATV SERVICES PROVIDER PRIOR TO INSTALLATION.

6. ALL CABLING SHALL BE ROUTED TO AND TERMINATED FROM THE TELECOMMUNICATIONS ROOM WITHIN THE SERVING AREA THAT THE DEVICE(S) BEING WIRED ARE WITHIN, UNLESS NOTED OTHERWISE.

7. FILL CAPACITIES: CATEGORY CABLE MINIMUM FILL CAPACITIES SHALL BE BASED ON A CABLE O.D. OF .25" OR AN AREA OF .04909 SQ. IN.; SEE PLANS FOR FIBER-OPTIC CABLE DESIGN CABLE SIZES AS APPLICABLE. MINIMUM PATHWAY SIZE SHALL BE BASED ON THE TOTAL CALCULATED AREA REQUIRED + 25% SPARE CAPACITY MINIMUM; ADJUST PATHWAY SIZES IF CABLE PROVIDED HAS A LARGER O.D.
MAXIMUM CAPACITIES FOR PATHWAYS SHALL BE AS FOLLOWS:
   A. CONDUIT = 40%
   B. NON-CONTINUOUS (J-HOOK) = 50%, 6" MAXIMUM CABLE DEPTH.
   C. CONTINUOUS (CABLE TRAY) = 50%, 6" MAXIMUM CABLE DEPTH.
   D. SLEEVES LESS THAN 24" IN LENGTH = 75%.

8. ALL CABLING SHALL HAVE A MINIMUM 10' SERVICE-LOOP AT THE COMMUNICATION ROOM.

9. ALL CABLING SHALL HAVE A MINIMUM 3' SERVICE LOOP AT THE OUTLET OR DEVICE.

10. ALL CABLING SHALL BE LABELED ON BOTH ENDS.

11. MOUNTING HEIGHTS FOR DEVICES SHALL BE MEASURED FROM FINAL FINISH FLOOR TO CENTER OF BOX.

12. VERIFY MOUNTING HEIGHT OF ALL TELECOMMUNICATIONS DEVICES WITH ARCHITECTURAL ELEVATIONS PRIOR TO ROUGH-IN. WHERE CONFLICTS EXIST, CONTRACTOR SHALL NOTIFY ENGINEER AND ARCHITECT FOR RESOLUTION.

13. VERIFY THE LOCATIONS OF ALL FIREPROOFING PRIOR TO THE INSTALLATION OF CONDUIT AND BACKBOXES.

14. IF FIELD CONDITIONS VARY FROM THE DRAWINGS, THE CONTRACTOR SHALL DOCUMENT THE VARIATION AND REPORT IT TO THE GENERAL CONTRACTOR FOR RESOLUTION WITH THE ENGINEER OF RECORD.

15. COORDINATE THE INSTALLATION REQUIREMENTS OF SYSTEM DEVICES, EQUIPMENT, PATHWAYS, AND OTHER COMPONENTS WITH THE GENERAL CONTRACTOR AND OTHER BUILDING TRADES PRIOR TO INSTALLATION.

16. COORDINATE GROUNDING REQUIREMENTS WITH THE ELECTRICAL CONTRACTOR AND ENSURE THE COMMUNICATIONS GROUNDING MEETS SYSTEM REQUIREMENTS AND TIA J-STD-607A STANDARDS PRIOR TO ENERGIZING AND SYSTEMS EQUIPMENT.

17. THIS SITE IS AN ACTIVE WORKING ENVIRONMENT; SYSTEMS SHALL NOT BE SHUTDOWN WITHOUT WRITTEN AUTHORIZATION; ALL REQUESTS SHALL BE SUBMITTED IN WRITING A MINIMUM OF TEN (10) WORKING-DAYS PRIOR TO PROPOSED ACTIVITY DATE OR NEED UNLESS DIRECTED OTHERWISE.

18. THE WORD "PROVIDE" SHALL BE UNDERSTOOD TO MEAN CONTRACTOR FURNISHED - CONTRACTOR INSTALL (CF/CI) INCLUDING, BUT NOT LIMITED TO, ALL REQUIRED INTEGRATION WITH OTHER BUILDING ENTITIES, PROGRAMMING AND CONFIGURATIONS, OWNER'S SYSTEMS COORDINATION AND INTEGRATION, AND ALL REQUIRED INSTALLATION AND NETWORK HARDWARE AND SOFTWARE AND LICENSING/CLIENTS.

19. ALL ITEMS SPECIFIED OR NOTED ARE CF/CI AND SHALL BE PROVIDED UNLESS SPECIFICALLY OTHERWISE NOTED.

20. ALL CATEGORY CABLING SHALL BE TERMINATED TO ADHERE TO 568-B STANDARD.

21. CONTRACTOR TO UTILIZE EXISTING SPEAKER PLACEMENTS FOR INSTALLATION OF NEW SPEAKERS WHEREVER POSSIBLE. TEMPORARILY SUPPORT EXISTING SPEAKERS DURING CONSTRUCTION UNTIL NEW SYSTEM HAS BEEN INSTALLED, TESTED, AND ACCEPTED.

FULLY SPRINKLERED

100% BID DOCUMENTS

No.	REVISION DESCRIPTION	DATE

CONSULTANTS:

ARCHITECT
SPUR DESIGN
312 SW 25TH STREET
OKLAHOMA CITY, OK 73109
(405) 842-6100

MECH / ELEC / PLUMB / TELECOM
SPUR DESIGN
2519 MADISON AVE., STE 100
KANSAS CITY, MO 64108
(913) 369-7200

FIRE PROTECTION ENGINEER
RATED ENGINEERING
609 S. KELLY AVENUE, STE H2
EDMOND, OK 73003
(405) 210-5814

INDUSTRIAL HYGENIST
RIVERFRONT SAFETY & HEALTH
11140 S TOWNE SQUARE, STE 100
ST. LOUIS, MO 63123
(314) 917-0148

PHYSICAL SECURITY
FORCE PROTECT
10901 FRONT BEACH RD, UNIT 1415
PANAMA CITY BEACH, FL 32407
(502) 836-4232

ENGINEER: H2B #: 23-133

H2B, INC.
1225 NORTH LOOP WEST, # 800
HOUSTON, TEXAS 77008
(713) 864-2900

TEXAS FIRM REGISTRATION #: 8856

STAMP:
REGISTERED COMMUNICATIONS DISTRIBUTION DESIGNER
Bicsi
KRISTOPHER G HETLAGE
BICSI ID # 328601
EXPIRES 12-31-27
RCDD
5/6/25

Drawing Title
TELECOMMUNICATIONS COVER SHEET

VA Health Care System Approval:

Project Title
REPLACE/UPGRADE CAMPUS OVERHEAD PAGING SYSTEM

Location MICHAEL E. DEBAKEY VAMC
2002 HOLCOMBE BLVD
HOUSTON, TX 77030

Date	Checked	Drawn
07/21/2025	KGH	MDT

Project Number **580-25-101**

Building Number

Drawing Number
T-001
Drawing # 36 OF 231

Veterans Health Administration

U.S. Department of Veterans Affairs

7/18/2025 17:08:19

VA FORM 08-6231

N

1 EXISTING SITE PLAN
1" = 160'-0"

AUDIO-VISUAL GENERAL NOTES

A. DRAWING IS DIAGRAMMATIC IN NATURE AND IS NOT TO BE CONSTRUED AS ALL INCLUSIVE; FIELD VERIFY EXISTING CONDITIONS AND ADJUST WORK AS REQUIRED TO EXECUTE SPECIFIED WORK.

B. EXISTING CONDITIONS INDICATED ARE BASED ON GENERAL FIELD NOTES AND HISTORICAL DATA AND DOCUMENTATION AND ARE FOR REFERENCE PURPOSES ONLY TO DEFINE SCOPE OF WORK; FIELD VERIFY ALL CONDITIONS.

C. THIS SITE IS AN ACTIVE WORKING ENVIRONMENT; SYSTEMS SHALL NOT BE SHUTDOWN WITHOUT WRITTEN AUTHORIZATION, ALL REQUESTS SHALL BE SUBMITTED IN WRITING A MINIMUM OF TEN (10) WORKING-DAYS PRIOR TO PROPOSED ACTIVITY DATE OR NEED UNLESS DIRECTED OTHERWISE.

D. SEE T-001 TELECOMMUNICATIONS COVER SHEET FOR SYMBOLS DEFINITION:
1. SYMBOLS GRAYED/ HALFTONE: INDICATED FOR REFERENCE AND/OR INDICATING EXISTING UNLESS SPECIFICALLY NOTED OTHERWISE.
2. SYMBOLS DASHED OR SPECIFICALLY KEYED NOTED: INDICATES DEMOLITION WORK

E. UTILIZE EXISTING SPEAKER PLACEMENTS FOR INSTALLATION OF NEW SPEAKERS WHEREVER POSSIBLE. TEMPORARILY SUPPORT EIXSTING SPEAKERS DURING CONSTRUCTION UNTIL NEW SYSTEM HAS BEEN INSTALLED, TESTED, AND ACCEPTED.

F. NEW PA SYSTEM BUILDINGS INTERCONNECTED UTILIZING EXISTING VA LAN, FIBER OPTIC TOPOLOGY AND PATHWAYS. SHEET SHOWN FOR REFERENCE PURPOSES ONLY.

TELECOMMUNICATIONS KEYNOTES

#	
1	EXISTING SIGNAL/COMMUNICATIONS DUCTBANK (SIGNAL) AND MANHOLE.
2	EXISTING OSP DUCTBANK BRANCH SUPPORTING BUILDING TELECOMMUNICATION SERVICES.
3	EXISTING ELECTRICAL MANHOLE; SHOWN FOR REFERENCE ONLY.
4	EXISTING SIGNAL/COMMUNICATIONS HANDHOLE
5	EXISTING TELECOMMUNICATIONS SERVICES ROUTED IN UNDERGROUND UTILITY TUNNEL.

BUILDING INDEX

BLDG NO.	BUILDING DESCRIPTION
100	MAIN HOSPITAL
101	---
102	GROUNDS
102A	STORAGE
103	ENGINEERING
104	ENERGY CONTROL CENTER
104A	---
105	STEAM PLANT
106	---
107	---
108	RECREATIONAL BUILDING / VISOR / POLICE
108A	---
109	---
110	---
---	---
---	---
---	---
114	---
120	VISOR BUILDING
121	---
122	---
123	GENERATOR
124	PARKING GARAGE
125	ADMIN BUILDING
---	VA REGIONAL OFFICE
---	FISHER HOUSE #1
---	FISHER HOUSE #2
---	FISHER HOUSE #3

FULLY SPRINKLERED

100% BID DOCUMENTS

No.	REVISION DESCRIPTION	DATE

CONSULTANTS:

ARCHITECT
SPUR DESIGN
312 SW 25TH STREET
OKLAHOMA CITY, OK 73109
(405) 842-6100

MECH / ELEC / PLUMB / TELECOM
SPUR DESIGN
2519 MADISON AVE., STE 100
KANSAS CITY, MO 64108
(913) 369-7200

FIRE PROTECTION ENGINEER
RATED ENGINEERING
609 S. KELLY AVENUE, STE H2
EDMOND, OK 73003
(405) 210-5814

INDUSTRIAL HYGENIST
RIVERFRONT SAFETY & HEALTH
11140 S TOWNE SQUARE, STE 100
ST. LOUIS, MO 63123
(314) 917-0148

PHYSICAL SECURITY
FORCE PROTECT
10901 FRONT BEACH RD, UNIT 1415
PANAMA CITY BEACH, FL 32407
(502) 836-4232

ENGINEER: H2B #: 23-133

H2B, INC.
1225 NORTH LOOP WEST, # 800
HOUSTON, TEXAS 77008
(713) 864-2900

TEXAS FIRM REGISTRATION #: 8856

STAMP:
REGISTERED COMMUNICATIONS DISTRIBUTION DESIGNER
BICSI
KRISTOPHER Q. HETLAGE
BICSI ID # 328601
EXPIRES 12-31-27
RCDD
4/4/25

Drawing Title
TELECOMMUNICATIONS SITE PLAN

VA Health Care System Approval:

Project Title
REPLACE/UPGRADE CAMPUS OVERHEAD PAGING SYSTEM

Location MICHAEL E. DEBAKEY VAMC
2002 HOLCOMBE BLVD
HOUSTON, TX 77030

Date	Checked	Drawn
07/21/2025	KGH	MDT

Project Number
580-25-101

Building Number

Drawing Number
T-010
Drawing # 37 OF 231

Veterans Health Administration

VA | U.S. Department of Veterans Affairs

7/18/2025 17:08:24

VA FORM 08-6231

TELECOMMUNICATIONS GENERAL NOTES

A. DRAWING IS DIAGRAMMATIC IN NATURE AND IS NOT TO BE CONSTRUED AS ALL INCLUSIVE; FIELD VERIFY EXISTING CONDITIONS AND ADJUST WORK AS REQUIRED TO EXECUTE SPECIFIED WORK.

B. EXISTING CONDITIONS INDICATED ARE BASED ON GENERAL FIELD NOTES AND HISTORICAL DATA AND DOCUMENTATION AND ARE FOR REFERENCE PURPOSES ONLY TO DEFINE SCOPE OF WORK; FIELD VERIFY ALL CONDITIONS.

C. THIS SITE IS AN ACTIVE WORKING ENVIRONMENT; SYSTEMS SHALL NOT BE SHUTDOWN WITHOUT WRITTEN AUTHORIZATION; ALL REQUESTS SHALL BE SUBMITTED IN WRITING A MINIMUM OF TEN (10) WORKING-DAYS PRIOR TO PROPOSED ACTIVITY DATE OR NEED UNLESS DIRECTED OTHERWISE.

D. SEE T-001 TELECOMMUNICATIONS COVER SHEET FOR SYMBOLS DEFINITION:
1. SYMBOLS GRAYED/ HALFTONE: INDICATED FOR REFERENCE AND/OR INDICATING EXISTING UNLESS SPECIFICALLY NOTED OTHERWISE.
2. SYMBOLS DASHED OR SPECIFICALLY KEYED NOTED: INDICATES DEMOLITION WORK.

E. OWNER SHALL HAVE FIRST SALVAGE RIGHTS FOR ANY DEMOLISHED DEVICES OR MATERIAL.

F. REFER TO TN501 FOR SPEAKER MOUNTING DETAILS.

G. CONTRACTOR TO UTILIZE EXISTING SPEAKER PLACEMENTS FOR INSTALLATION OF NEW SPEAKERS WHEREVER POSSIBLE. TEMPORARILY SUPPORT EXISTING SPEAKERS DURING CONSTRUCTION UNTIL NEW SYSTEM HAS BEEN INSTALLED, TESTED, AND ACCEPTED.

PARTITION LEGEND

- EXISTING PARTITION
- EXISTING SMOKE PARTITION/ BARRIER TO BE MAINTAINED
- EXISTING 1 HOUR FIRE RATED PARTITION TO BE MAINTAINED
- EXISTING 2 HOUR FIRE RATED PARTITION TO BE MAINTAINED

NOTE: NOT ALL SYMBOLS MAY BE USED

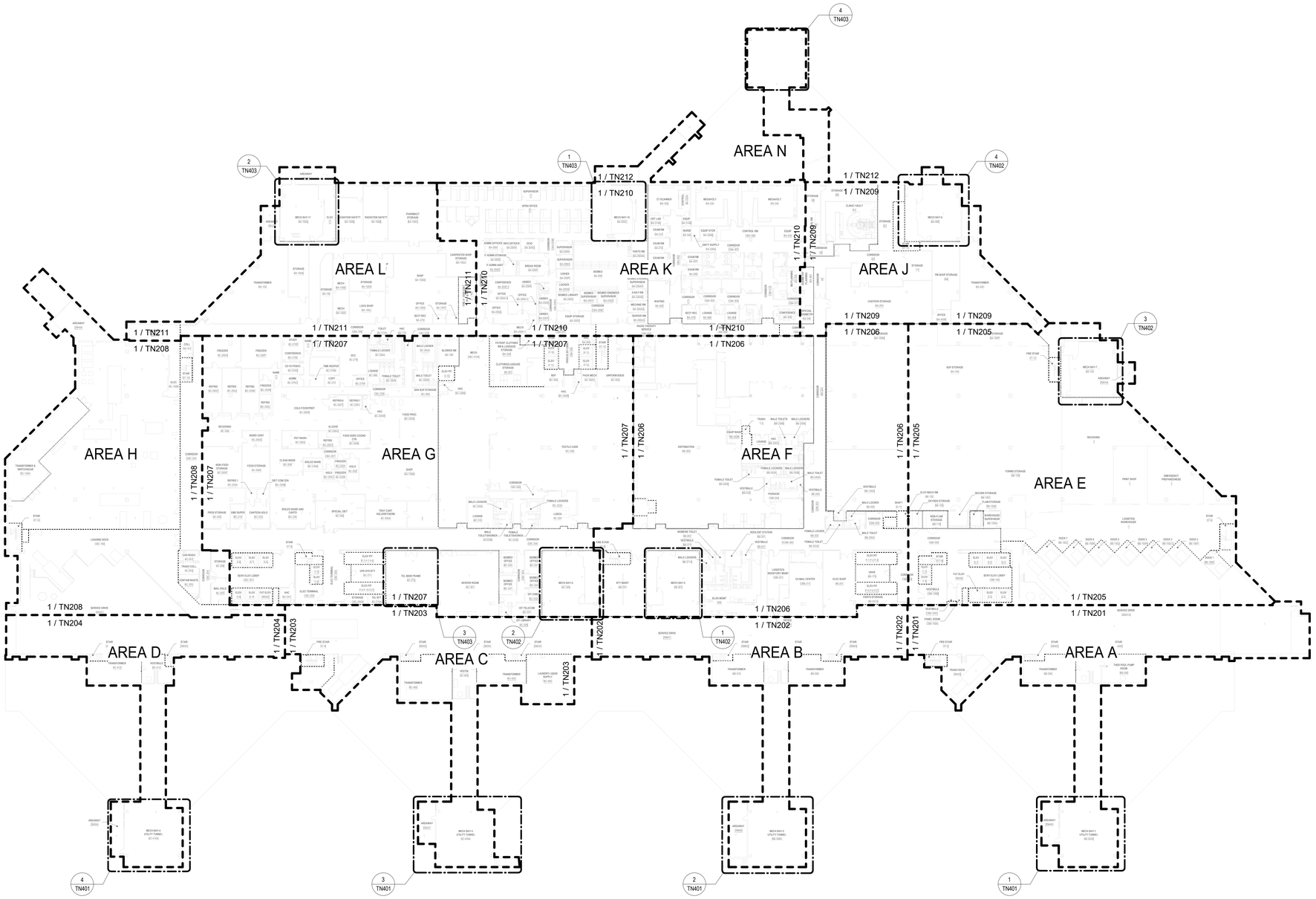

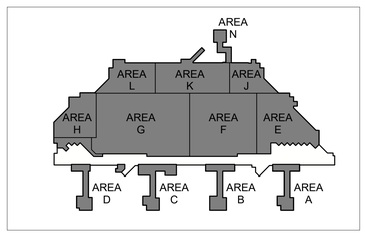

1 BLDG 100 - REFERENCE TELECOMMUNICATIONS PLAN - BASEMENT LEVEL
1/32" = 1'-0"

FULLY SPRINKLERED

100% BID DOCUMENTS

No.	REVISION DESCRIPTION	DATE

CONSULTANTS:

ARCHITECT
SPUR DESIGN
312 SW 25TH STREET
OKLAHOMA CITY, OK 73109
(405) 842-6100

MECH / ELEC / PLUMB / TELECOM
SPUR DESIGN
2519 MADISON AVE., STE 100
KANSAS CITY, MO 64108
(913) 369-7200

FIRE PROTECTION ENGINEER
RATED ENGINEERING
609 S. KELLY AVENUE, STE H2
EDMOND, OK 73003
(405) 210-5814

INDUSTRIAL HYGENIST
RIVERFRONT SAFETY & HEALTH
11140 S TOWNE SQUARE, STE 100
ST. LOUIS, MO 63123
(314) 917-0148

PHYSICAL SECURITY
FORCE PROTECT
10901 FRONT BEACH RD, UNIT 1415
PANAMA CITY BEACH, FL 32407
(502) 836-4232

ENGINEER: H2B #: 23-133

H2B, INC.
1225 NORTH LOOP WEST, # 800
HOUSTON, TEXAS 77008
(713) 864-2900

TEXAS FIRM REGISTRATION #: 8856

STAMP:
REGISTERED COMMUNICATIONS DISTRIBUTION DESIGNER
BICSI
KRISTOPHER G HETLAGE
BICSI ID # 328501
EXPIRES 12-31-27
RCDD
7/18/25

Drawing Title
TELECOMMUNICATIONS REFERENCE PLAN - BUILDING 100- BASEMENT LEVEL

VA Health Care System Approval:

Project Title
REPLACE/UPGRADE CAMPUS OVERHEAD PAGING SYSTEM

Location: MICHAEL E. DEBAKEY VAMC, 2002 HOLCOMBE BLVD, HOUSTON, TX 77030

Date: **07/21/2025** | Checked: KGH | Drawn: MDT

Project Number: **580-25-101**

Building Number: 100

Drawing Number: **TN101**

Drawing # 38 OF 231

Veterans Health Administration

VA | U.S. Department of Veterans Affairs

7/18/2025 17:08:30

VA FORM 08-6231

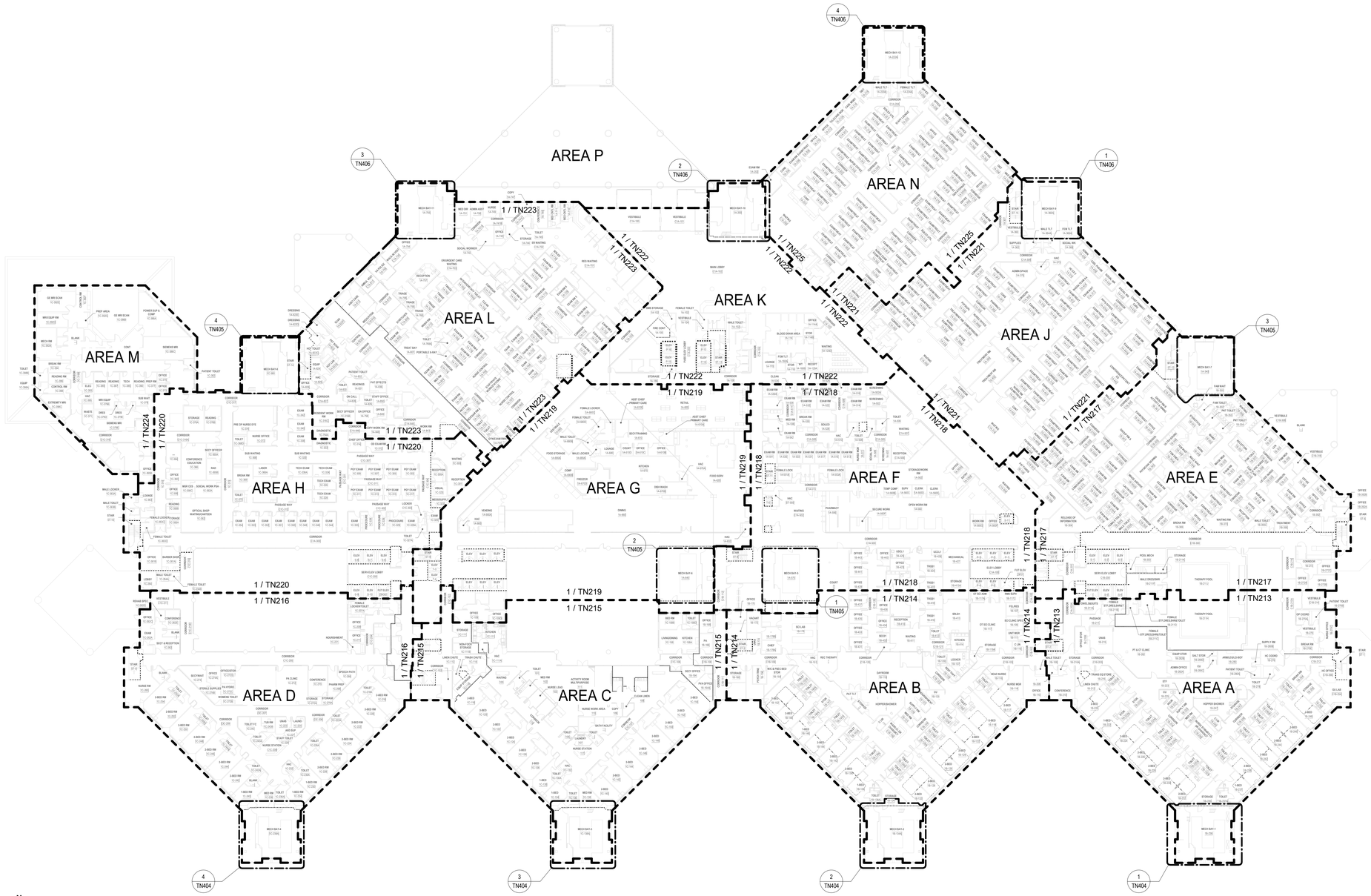

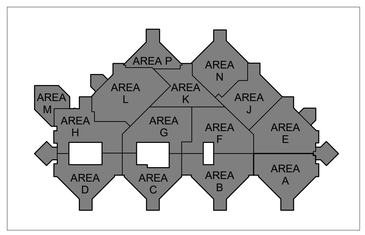

1 BLDG 100 - REFERENCE TELECOMMUNICATIONS PLAN - LEVEL 1
1/32" = 1'-0"

TELECOMMUNICATIONS GENERAL NOTES

A. DRAWING IS DIAGRAMMATIC IN NATURE AND IS NOT TO BE CONSTRUED AS ALL INCLUSIVE; FIELD VERIFY EXISTING CONDITIONS AND ADJUST WORK AS REQUIRED TO EXECUTE SPECIFIED WORK.

B. EXISTING CONDITIONS INDICATED ARE BASED ON GENERAL FIELD NOTES AND HISTORICAL DATA AND DOCUMENTATION AND ARE FOR REFERENCE PURPOSES ONLY TO DEFINE SCOPE OF WORK; FIELD VERIFY ALL CONDITIONS.

C. THIS SITE IS AN ACTIVE WORKING ENVIRONMENT; SYSTEMS SHALL NOT BE SHUTDOWN WITHOUT WRITTEN AUTHORIZATION; ALL REQUESTS SHALL BE SUBMITTED IN WRITING A MINIMUM OF TEN (10) WORKING-DAYS PRIOR TO PROPOSED ACTIVITY DATE OR NEED UNLESS DIRECTED OTHERWISE.

D. SEE T-001 TELECOMMUNICATIONS COVER SHEET FOR SYMBOLS DEFINITION:
1. SYMBOLS GRAYED/ HALFTONE: INDICATED FOR REFERENCE AND/OR INDICATING EXISTING UNLESS SPECIFICALLY NOTED OTHERWISE.
2. SYMBOLS DASHED OR SPECIFICALLY KEYED NOTED: INDICATES DEMOLITION WORK.

E. OWNER SHALL HAVE FIRST SALVAGE RIGHTS FOR ANY DEMOLISHED DEVICES OR MATERIAL.

F. REFER TO TN501 FOR SPEAKER MOUNTING DETAILS.

G. CONTRACTOR TO UTILIZE EXISTING SPEAKER PLACEMENTS FOR INSTALLATION OF NEW SPEAKERS WHEREVER POSSIBLE. TEMPORARILY SUPPORT EXISTING SPEAKERS DURING CONSTRUCTION UNTIL NEW SYSTEM HAS BEEN INSTALLED, TESTED, AND ACCEPTED.

PARTITION LEGEND

- EXISTING PARTITION
- EXISTING SMOKE PARTITION/ BARRIER TO BE MAINTAINED
- EXISTING 1 HOUR FIRE RATED PARTITION TO BE MAINTAINED
- EXISTING 2 HOUR FIRE RATED PARTITION TO BE MAINTAINED

NOTE: NOT ALL SYMBOLS MAY BE USED

FULLY SPRINKLERED

100% BID DOCUMENTS

No.	REVISION DESCRIPTION	DATE

CONSULTANTS:

ARCHITECT
SPUR DESIGN
312 SW 25TH STREET
OKLAHOMA CITY, OK 73109
(405) 842-6100

MECH / ELEC / PLUMB / TELECOM
SPUR DESIGN
2519 MADISON AVE., STE 100
KANSAS CITY, MO 64108
(913) 369-7200

FIRE PROTECTION ENGINEER
RATED ENGINEERING
609 S. KELLY AVENUE, STE H2
EDMOND, OK 73003
(405) 210-5814

INDUSTRIAL HYGENIST
RIVERFRONT SAFETY & HEALTH
11140 S TOWNE SQUARE, STE 100
ST. LOUIS, MO 63123
(314) 917-0148

PHYSICAL SECURITY
FORCE PROTECT
10901 FRONT BEACH RD, UNIT 1415
PANAMA CITY BEACH, FL 32407
(502) 836-4232

ENGINEER: H2B #: 23-133

H2B, INC.
1225 NORTH LOOP WEST, # 800
HOUSTON, TEXAS 77008
(713) 864-2900

TEXAS FIRM REGISTRATION #: 8856

STAMP:
REGISTERED COMMUNICATIONS DISTRIBUTION DESIGNER
Bicsi
KRISTOPHER G HETLAGE
BICSI ID # 328501
EXPIRES 12-31-27
RCDD
7/18/25

Drawing Title
TELECOMMUNICATIONS REFERENCE PLAN - BUILDING 100 - LEVEL 1

VA Health Care System Approval:

Project Title
REPLACE/UPGRADE CAMPUS OVERHEAD PAGING SYSTEM

Location: MICHAEL E. DEBAKEY VAMC, 2002 HOLCOMBE BLVD, HOUSTON, TX 77030

Date: **07/21/2025** | Checked: KGH | Drawn: MDT

Project Number: **580-25-101**

Building Number: 100

Drawing Number: **TN102**

Drawing # 39 OF 231

Veterans Health Administration

VA | U.S. Department of Veterans Affairs

7/18/2025 17:08:44

VA FORM 08-6231

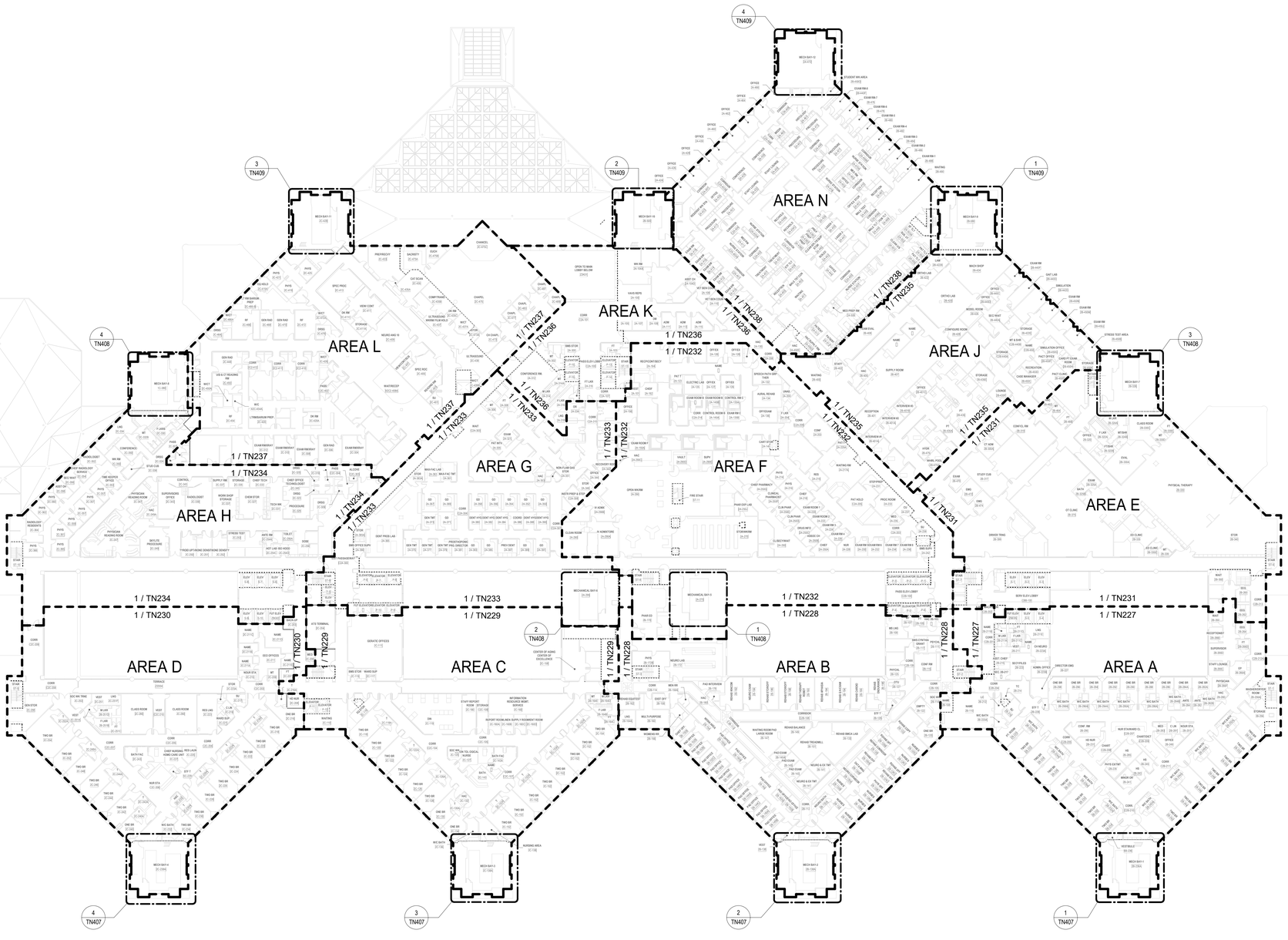

N

1 BLDG 100 - REFERENCE TELECOMMUNICATIONS PLAN - LEVEL 2
1/32" = 1'-0"

TELECOMMUNICATIONS GENERAL NOTES

A. DRAWING IS DIAGRAMMATIC IN NATURE AND IS NOT TO BE CONSTRUED AS ALL INCLUSIVE; FIELD VERIFY EXISTING CONDITIONS AND ADJUST WORK AS REQUIRED TO EXECUTE SPECIFIED WORK.

B. EXISTING CONDITIONS INDICATED ARE BASED ON GENERAL FIELD NOTES AND HISTORICAL DATA AND DOCUMENTATION AND ARE FOR REFERENCE PURPOSES ONLY TO DEFINE SCOPE OF WORK; FIELD VERIFY ALL CONDITIONS.

C. THIS SITE IS AN ACTIVE WORKING ENVIRONMENT; SYSTEMS SHALL NOT BE SHUTDOWN WITHOUT WRITTEN AUTHORIZATION; ALL REQUESTS SHALL BE SUBMITTED IN WRITING A MINIMUM OF TEN (10) WORKING-DAYS PRIOR TO PROPOSED ACTIVITY DATE OR NEED UNLESS DIRECTED OTHERWISE.

D. SEE T-001 TELECOMMUNICATIONS COVER SHEET FOR SYMBOLS DEFINITION:
1. SYMBOLS GRAYED/ HALFTONE: INDICATED FOR REFERENCE AND/OR INDICATING EXISTING UNLESS SPECIFICALLY NOTED OTHERWISE.
2. SYMBOLS DASHED OR SPECIFICALLY KEYED NOTED: INDICATES DEMOLITION WORK.

E. OWNER SHALL HAVE FIRST SALVAGE RIGHTS FOR ANY DEMOLISHED DEVICES OR MATERIAL.

F. REFER TO TN501 FOR SPEAKER MOUNTING DETAILS.

G. CONTRACTOR TO UTILIZE EXISTING SPEAKER PLACEMENTS FOR INSTALLATION OF NEW SPEAKERS WHEREVER POSSIBLE. TEMPORARILY SUPPORT EXISTING SPEAKERS DURING CONSTRUCTION UNTIL NEW SYSTEM HAS BEEN INSTALLED, TESTED, AND ACCEPTED.

PARTITION LEGEND

- EXISTING PARTITION
- EXISTING SMOKE PARTITION/ BARRIER TO BE MAINTAINED
- EXISTING 1 HOUR FIRE RATED PARTITION TO BE MAINTAINED
- EXISTING 2 HOUR FIRE RATED PARTITION TO BE MAINTAINED

NOTE: NOT ALL SYMBOLS MAY BE USED

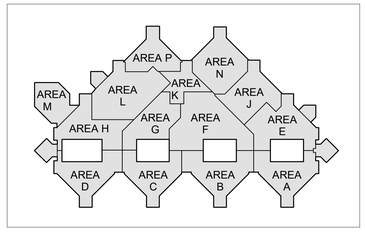

FULLY SPRINKLERED

100% BID DOCUMENTS

No.	REVISION DESCRIPTION	DATE

7/18/2025 17:08:58

CONSULTANTS:

ARCHITECT
SPUR DESIGN
312 SW 25TH STREET
OKLAHOMA CITY, OK 73109
(405) 842-6100

MECH / ELEC / PLUMB / TELECOM
SPUR DESIGN
2519 MADISON AVE., STE 100
KANSAS CITY, MO 64108
(913) 369-7200

FIRE PROTECTION ENGINEER
RATED ENGINEERING
609 S. KELLY AVENUE, STE H2
EDMOND, OK 73003
(405) 210-5814

INDUSTRIAL HYGENIST
RIVERFRONT SAFETY & HEALTH
11140 S TOWNE SQUARE, STE 100
ST. LOUIS, MO 63123
(314) 917-0148

PHYSICAL SECURITY
FORCE PROTECT
10901 FRONT BEACH RD, UNIT 1415
PANAMA CITY BEACH, FL 32407
(502) 836-4232

ENGINEER: H2B #: 23-133

H2B

H2B, INC.
1225 NORTH LOOP WEST, # 800
HOUSTON, TEXAS 77008
(713) 864-2900

TEXAS FIRM REGISTRATION #: 8856

STAMP:
REGISTERED COMMUNICATIONS DISTRIBUTION DESIGNER
Bicsi
KRISTOPHER G HETLAGE
BICSI ID # 328601
EXPIRES 12-31-27
RCDD
8/1/25

Drawing Title
TELECOMMUNICATIONS REFERENCE PLAN - BUILDING 100 - LEVEL 2

VA Health Care System Approval:

Project Title
REPLACE/UPGRADE CAMPUS OVERHEAD PAGING SYSTEM

Location: MICHAEL E. DEBAKEY VAMC, 2002 HOLCOMBE BLVD, HOUSTON, TX 77030

Date: **07/21/2025** | Checked: KGH | Drawn: MDT

Project Number: **580-25-101**

Building Number: 100

Drawing Number: **TN103**

Drawing # 40 OF 231

Veterans Health Administration

VA U.S. Department of Veterans Affairs

VA FORM 08-6231

TELECOMMUNICATIONS GENERAL NOTES

A. DRAWING IS DIAGRAMMATIC IN NATURE AND IS NOT TO BE CONSTRUED AS ALL INCLUSIVE; FIELD VERIFY EXISTING CONDITIONS AND ADJUST WORK AS REQUIRED TO EXECUTE SPECIFIED WORK.

B. EXISTING CONDITIONS INDICATED ARE BASED ON GENERAL FIELD NOTES AND HISTORICAL DATA AND DOCUMENTATION AND ARE FOR REFERENCE PURPOSES ONLY TO DEFINE SCOPE OF WORK; FIELD VERIFY ALL CONDITIONS.

C. THIS SITE IS AN ACTIVE WORKING ENVIRONMENT; SYSTEMS SHALL NOT BE SHUTDOWN WITHOUT WRITTEN AUTHORIZATION; ALL REQUESTS SHALL BE SUBMITTED IN WRITING A MINIMUM OF TEN (10) WORKING-DAYS PRIOR TO PROPOSED ACTIVITY DATE OR NEED UNLESS DIRECTED OTHERWISE.

D. SEE T-001 TELECOMMUNICATIONS COVER SHEET FOR SYMBOLS DEFINITION:
1. SYMBOLS GRAYED/ HALFTONE: INDICATED FOR REFERENCE AND/OR INDICATING EXISTING UNLESS SPECIFICALLY NOTED OTHERWISE.
2. SYMBOLS DASHED OR SPECIFICALLY KEYED NOTED: INDICATES DEMOLITION WORK.

E. OWNER SHALL HAVE FIRST SALVAGE RIGHTS FOR ANY DEMOLISHED DEVICES OR MATERIAL.

F. REFER TO TN501 FOR SPEAKER MOUNTING DETAILS.

G. CONTRACTOR TO UTILIZE EXISTING SPEAKER PLACEMENTS FOR INSTALLATION OF NEW SPEAKERS WHEREVER POSSIBLE. TEMPORARILY SUPPORT EXISTING SPEAKERS DURING CONSTRUCTION UNTIL NEW SYSTEM HAS BEEN INSTALLED, TESTED, AND ACCEPTED.

PARTITION LEGEND

- EXISTING PARTITION
- EXISTING SMOKE PARTITION/ BARRIER TO BE MAINTAINED
- EXISTING 1 HOUR FIRE RATED PARTITION TO BE MAINTAINED
- EXISTING 2 HOUR FIRE RATED PARTITION TO BE MAINTAINED

NOTE: NOT ALL SYMBOLS MAY BE USED

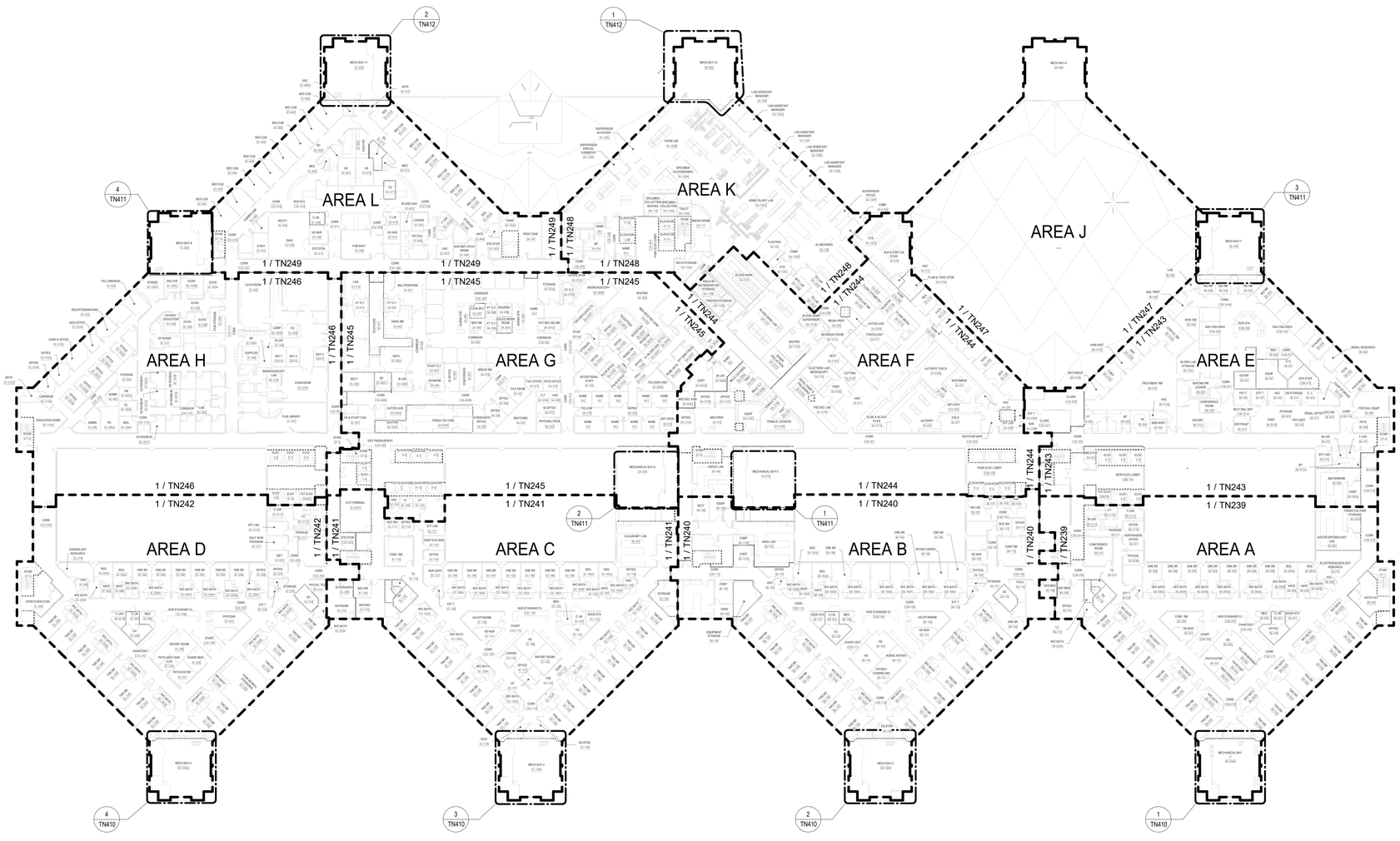

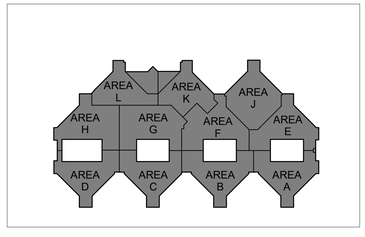

N

1 BLDG 100 - REFERENCE TELECOMMUNICATIONS PLAN - LEVEL 3
1/32" = 1'-0"

FULLY SPRINKLERED

100% BID DOCUMENTS

No.	REVISION DESCRIPTION	DATE

CONSULTANTS:

ARCHITECT
SPUR DESIGN
312 SW 25TH STREET
OKLAHOMA CITY, OK 73109
(405) 842-6100

MECH / ELEC / PLUMB / TELECOM
SPUR DESIGN
2519 MADISON AVE., STE 100
KANSAS CITY, MO 64108
(913) 369-7200

FIRE PROTECTION ENGINEER
RATED ENGINEERING
609 S. KELLY AVENUE, STE H2
EDMOND, OK 73003
(405) 210-5814

INDUSTRIAL HYGENIST
RIVERFRONT SAFETY & HEALTH
11140 S TOWNE SQUARE, STE 100
ST. LOUIS, MO 63123
(314) 917-0148

PHYSICAL SECURITY
FORCE PROTECT
10901 FRONT BEACH RD, UNIT 1415
PANAMA CITY BEACH, FL 32407
(502) 836-4232

ENGINEER: H2B #: 23-133

H2B, INC.
1225 NORTH LOOP WEST, # 800
HOUSTON, TEXAS 77008
(713) 864-2900

TEXAS FIRM REGISTRATION #: 8856

STAMP:
REGISTERED COMMUNICATIONS DISTRIBUTION DESIGNER
BICSI
KRISTOPHER Q HETLAGE
BICSI ID # 328601
EXPIRES 12-31-27
RCDD
7/18/25

Drawing Title
TELECOMMUNICATIONS REFERENCE PLAN - BUILDING 100 - LEVEL 3

VA Health Care System Approval:

Project Title
REPLACE/UPGRADE CAMPUS OVERHEAD PAGING SYSTEM

Location MICHAEL E. DEBAKEY VAMC
2002 HOLCOMBE BLVD
HOUSTON, TX 77030

Date **07/21/2025** | Checked KGH | Drawn MDT

Project Number **580-25-101**

Building Number

Drawing Number
TN104
Drawing # 41 OF 231

Veterans Health Administration

VA U.S. Department of Veterans Affairs

7/18/2025 17:09:14

VA FORM 08-6231

TELECOMMUNICATIONS GENERAL NOTES

A. DRAWING IS DIAGRAMMATIC IN NATURE AND IS NOT TO BE CONSTRUED AS ALL INCLUSIVE; FIELD VERIFY EXISTING CONDITIONS AND ADJUST WORK AS REQUIRED TO EXECUTE SPECIFIED WORK.

B. EXISTING CONDITIONS INDICATED ARE BASED ON GENERAL FIELD NOTES AND HISTORICAL DATA AND DOCUMENTATION AND ARE FOR REFERENCE PURPOSES ONLY TO DEFINE SCOPE OF WORK; FIELD VERIFY ALL CONDITIONS.

C. THIS SITE IS AN ACTIVE WORKING ENVIRONMENT; SYSTEMS SHALL NOT BE SHUTDOWN WITHOUT WRITTEN AUTHORIZATION; ALL REQUESTS SHALL BE SUBMITTED IN WRITING A MINIMUM OF TEN (10) WORKING-DAYS PRIOR TO PROPOSED ACTIVITY DATE OR NEED UNLESS DIRECTED OTHERWISE.

D. SEE T-001 TELECOMMUNICATIONS COVER SHEET FOR SYMBOLS DEFINITION:
1. SYMBOLS GRAYED/ HALFTONE: INDICATED FOR REFERENCE AND/OR INDICATING EXISTING UNLESS SPECIFICALLY NOTED OTHERWISE.
2. SYMBOLS DASHED OR SPECIFICALLY KEYED NOTED: INDICATES DEMOLITION WORK.

E. OWNER SHALL HAVE FIRST SALVAGE RIGHTS FOR ANY DEMOLISHED DEVICES OR MATERIAL.

F. REFER TO TN501 FOR SPEAKER MOUNTING DETAILS.

G. CONTRACTOR TO UTILIZE EXISTING SPEAKER PLACEMENTS FOR INSTALLATION OF NEW SPEAKERS WHEREVER POSSIBLE. TEMPORARILY SUPPORT EXISTING SPEAKERS DURING CONSTRUCTION UNTIL NEW SYSTEM HAS BEEN INSTALLED, TESTED, AND ACCEPTED.

PARTITION LEGEND

- EXISTING PARTITION
- EXISTING SMOKE PARTITION/ BARRIER TO BE MAINTAINED
- EXISTING 1 HOUR FIRE RATED PARTITION TO BE MAINTAINED
- EXISTING 2 HOUR FIRE RATED PARTITION TO BE MAINTAINED

NOTE: NOT ALL SYMBOLS MAY BE USED

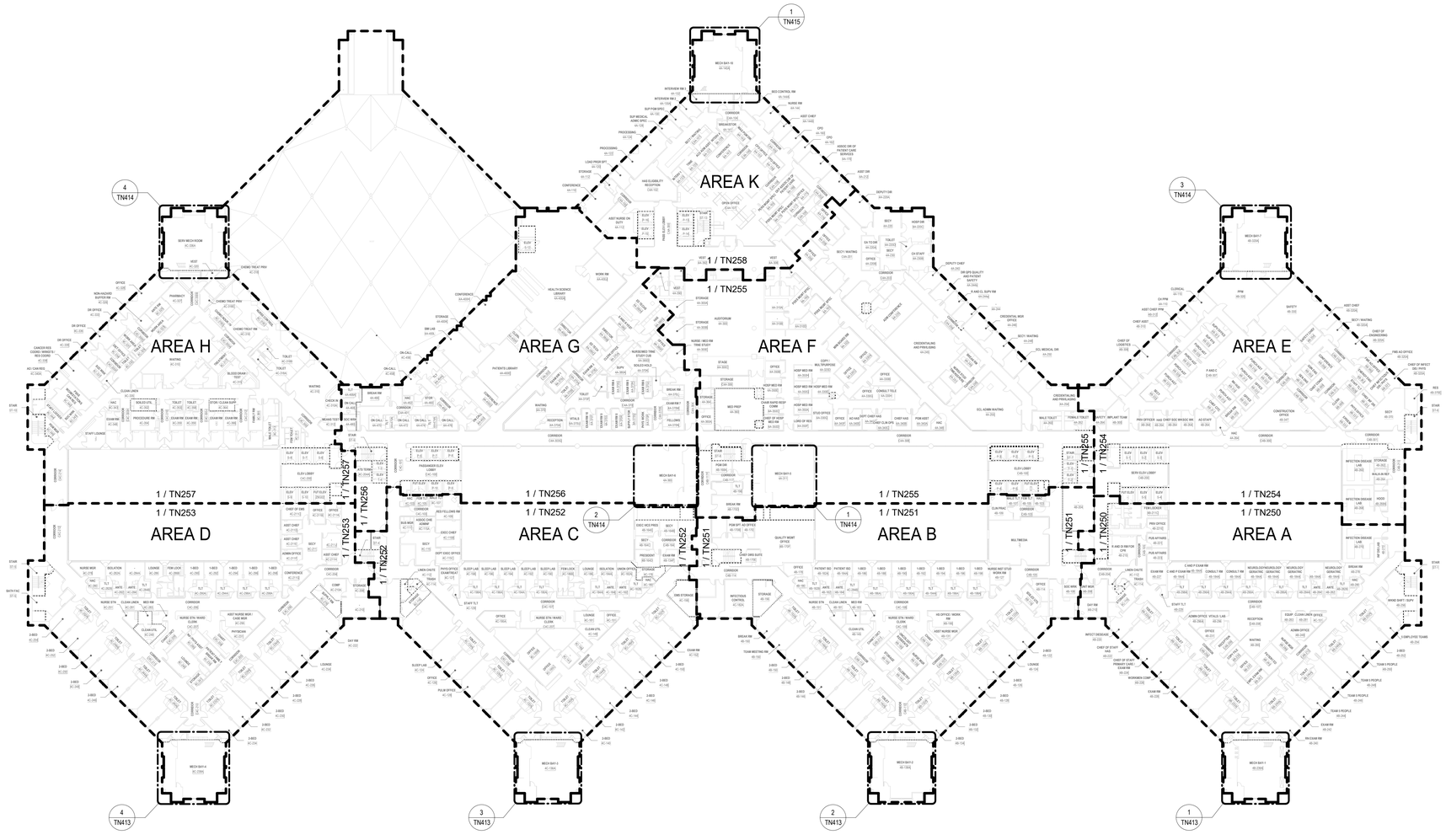

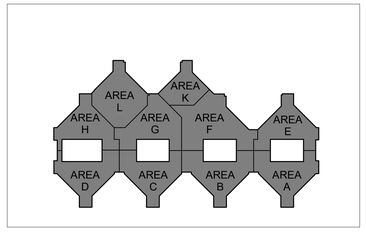

1 BLDG 100 - REFERENCE TELECOMMUNICATIONS PLAN - LEVEL 4
1/32" = 1'-0"

FULLY SPRINKLERED

100% BID DOCUMENTS

No.	REVISION DESCRIPTION	DATE

CONSULTANTS:

ARCHITECT
SPUR DESIGN
312 SW 25TH STREET
OKLAHOMA CITY, OK 73109
(405) 842-6100

MECH / ELEC / PLUMB / TELECOM
SPUR DESIGN
2519 MADISON AVE., STE 100
KANSAS CITY, MO 64108
(913) 369-7200

FIRE PROTECTION ENGINEER
RATED ENGINEERING
609 S. KELLY AVENUE, STE H2
EDMOND, OK 73003
(405) 210-5814

INDUSTRIAL HYGENIST
RIVERFRONT SAFETY & HEALTH
11140 S TOWNE SQUARE, STE 100
ST. LOUIS, MO 63123
(314) 917-0148

PHYSICAL SECURITY
FORCE PROTECT
10901 FRONT BEACH RD, UNIT 1415
PANAMA CITY BEACH, FL 32407
(502) 836-4232

ENGINEER: H2B #: 23-133

H2B, INC.
1225 NORTH LOOP WEST, # 800
HOUSTON, TEXAS 77008
(713) 864-2900

TEXAS FIRM REGISTRATION #: 8856

STAMP:
REGISTERED COMMUNICATIONS DISTRIBUTION DESIGNER
Bicsi
KRISTOPHER G HETLAGE
BICSI ID # 328501
EXPIRES 12-31-27
RCDD
7/18/25

Drawing Title
TELECOMMUNICATIONS REFERENCE PLAN - BUILDING 100 - LEVEL 4

VA Health Care System Approval:

Project Title
REPLACE/UPGRADE CAMPUS OVERHEAD PAGING SYSTEM

Location MICHAEL E. DEBAKEY VAMC
2002 HOLCOMBE BLVD
HOUSTON, TX 77030

Date	Checked	Drawn
07/21/2025	KGH	MDT

Project Number **580-25-101**

Building Number 100

Drawing Number
TN105
Drawing # 42 OF 231

Veterans Health Administration

U.S. Department of Veterans Affairs

7/18/2025 17:09:25

VA FORM 08-6231

TELECOMMUNICATIONS GENERAL NOTES

A. DRAWING IS DIAGRAMMATIC IN NATURE AND IS NOT TO BE CONSTRUED AS ALL INCLUSIVE; FIELD VERIFY EXISTING CONDITIONS AND ADJUST WORK AS REQUIRED TO EXECUTE SPECIFIED WORK.

B. EXISTING CONDITIONS INDICATED ARE BASED ON GENERAL FIELD NOTES AND HISTORICAL DATA AND DOCUMENTATION AND ARE FOR REFERENCE PURPOSES ONLY TO DEFINE SCOPE OF WORK; FIELD VERIFY ALL CONDITIONS.

C. THIS SITE IS AN ACTIVE WORKING ENVIRONMENT; SYSTEMS SHALL NOT BE SHUTDOWN WITHOUT WRITTEN AUTHORIZATION; ALL REQUESTS SHALL BE SUBMITTED IN WRITING A MINIMUM OF TEN (10) WORKING-DAYS PRIOR TO PROPOSED ACTIVITY DATE OR NEED UNLESS DIRECTED OTHERWISE.

D. SEE T-001 TELECOMMUNICATIONS COVER SHEET FOR SYMBOLS DEFINITION:
1. SYMBOLS GRAYED/ HALFTONE: INDICATED FOR REFERENCE AND/OR INDICATING EXISTING UNLESS SPECIFICALLY NOTED OTHERWISE.
2. SYMBOLS DASHED OR SPECIFICALLY KEYED NOTED: INDICATES DEMOLITION WORK.

E. OWNER SHALL HAVE FIRST SALVAGE RIGHTS FOR ANY DEMOLISHED DEVICES OR MATERIAL.

F. REFER TO TN501 FOR SPEAKER MOUNTING DETAILS.

G. CONTRACTOR TO UTILIZE EXISTING SPEAKER PLACEMENTS FOR INSTALLATION OF NEW SPEAKERS WHEREVER POSSIBLE. TEMPORARILY SUPPORT EXISTING SPEAKERS DURING CONSTRUCTION UNTIL NEW SYSTEM HAS BEEN INSTALLED, TESTED, AND ACCEPTED.

PARTITION LEGEND

- EXISTING PARTITION
- EXISTING SMOKE PARTITION/ BARRIER TO BE MAINTAINED
- EXISTING 1 HOUR FIRE RATED PARTITION TO BE MAINTAINED
- EXISTING 2 HOUR FIRE RATED PARTITION TO BE MAINTAINED

NOTE: NOT ALL SYMBOLS MAY BE USED

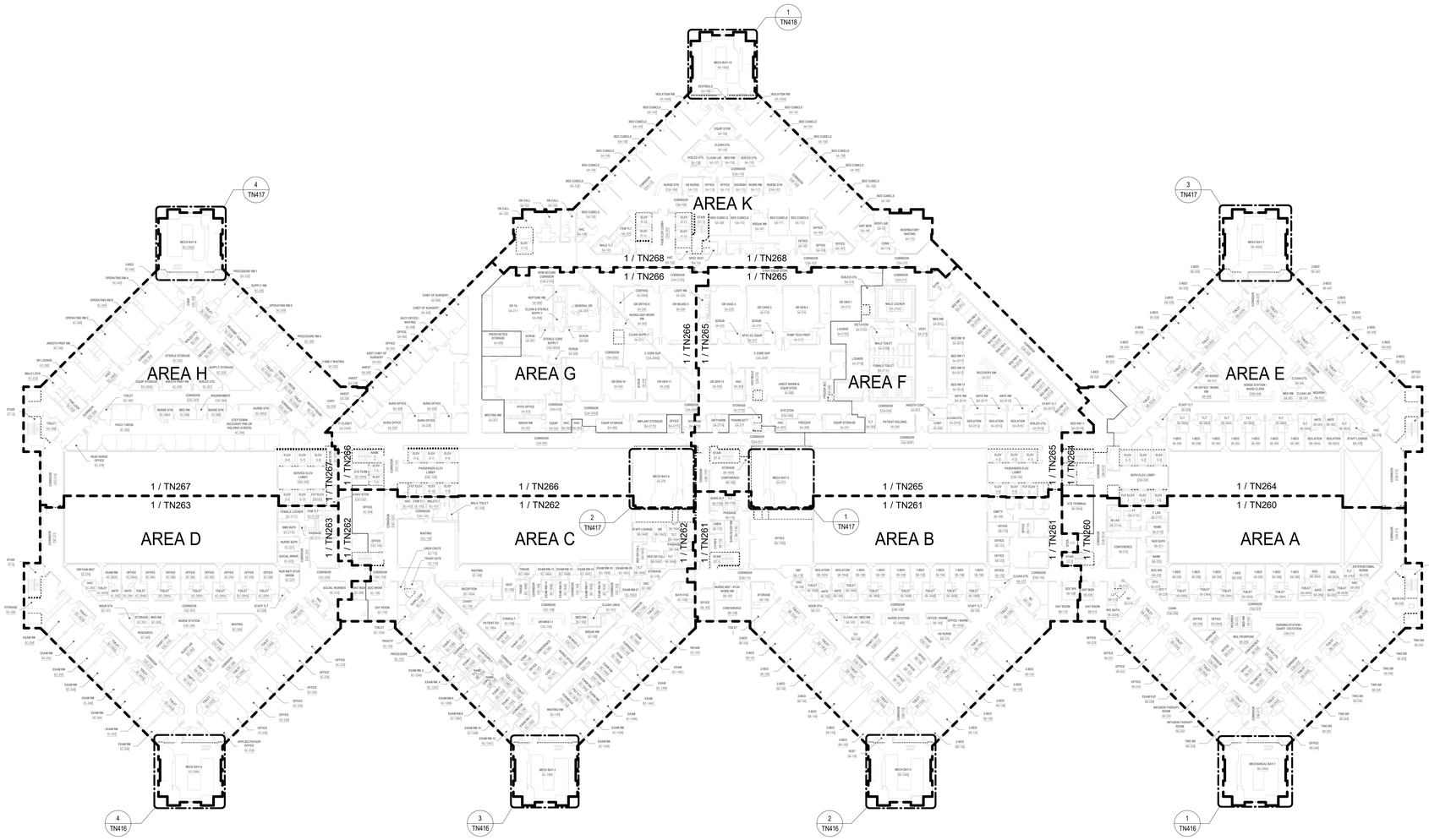

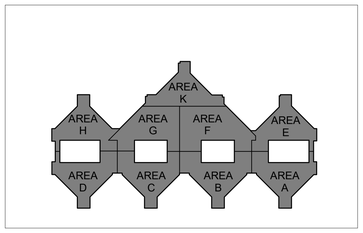

N

1 BLDG 100 - REFERENCE TELECOMMUNICATIONS PLAN - LEVEL 5
1/32" = 1'-0"

FULLY SPRINKLERED

100% BID DOCUMENTS

No.	REVISION DESCRIPTION	DATE

CONSULTANTS:

ARCHITECT
SPUR DESIGN
312 SW 25TH STREET
OKLAHOMA CITY, OK 73109
(405) 842-6100

MECH / ELEC / PLUMB / TELECOM
SPUR DESIGN
2519 MADISON AVE., STE 100
KANSAS CITY, MO 64108
(913) 369-7200

FIRE PROTECTION ENGINEER
RATED ENGINEERING
609 S. KELLY AVENUE, STE H2
EDMOND, OK 73003
(405) 210-5814

INDUSTRIAL HYGENIST
RIVERFRONT SAFETY & HEALTH
11140 S TOWNE SQUARE, STE 100
ST. LOUIS, MO 63123
(314) 917-0148

PHYSICAL SECURITY
FORCE PROTECT
10901 FRONT BEACH RD, UNIT 1415
PANAMA CITY BEACH, FL 32407
(502) 836-4232

ENGINEER: H2B #: 23-133

H2B, INC.
1225 NORTH LOOP WEST, # 800
HOUSTON, TEXAS 77008
(713) 864-2900

TEXAS FIRM REGISTRATION #: 8856

STAMP:
REGISTERED COMMUNICATIONS DISTRIBUTION DESIGNER
BICSI
KRISTOPHER G HETLAGE
BICSI ID # 328601
EXPIRES 12-31-27
RCDD
7/18/25

Drawing Title
TELECOMMUNICATIONS REFERENCE PLAN - BUILDING 100 - LEVEL 5

VA Health Care System Approval:

Project Title
REPLACE/UPGRADE CAMPUS OVERHEAD PAGING SYSTEM

Location MICHAEL E. DEBAKEY VAMC
2002 HOLCOMBE BLVD
HOUSTON, TX 77030

Date **07/21/2025** | Checked KGH | Drawn MDT

Project Number **580-25-101**

Building Number 100

Drawing Number **TN106**

Drawing # 43 OF 231

Veterans Health Administration

VA | U.S. Department of Veterans Affairs

7/18/2025 17:09:35

VA FORM 08-6231

TELECOMMUNICATIONS GENERAL NOTES

A. DRAWING IS DIAGRAMMATIC IN NATURE AND IS NOT TO BE CONSTRUED AS ALL INCLUSIVE; FIELD VERIFY EXISTING CONDITIONS AND ADJUST WORK AS REQUIRED TO EXECUTE SPECIFIED WORK.

B. EXISTING CONDITIONS INDICATED ARE BASED ON GENERAL FIELD NOTES AND HISTORICAL DATA AND DOCUMENTATION AND ARE FOR REFERENCE PURPOSES ONLY TO DEFINE SCOPE OF WORK; FIELD VERIFY ALL CONDITIONS.

C. THIS SITE IS AN ACTIVE WORKING ENVIRONMENT; SYSTEMS SHALL NOT BE SHUTDOWN WITHOUT WRITTEN AUTHORIZATION; ALL REQUESTS SHALL BE SUBMITTED IN WRITING A MINIMUM OF TEN (10) WORKING-DAYS PRIOR TO PROPOSED ACTIVITY DATE OR NEED UNLESS DIRECTED OTHERWISE.

D. SEE T-001 TELECOMMUNICATIONS COVER SHEET FOR SYMBOLS DEFINITION:
1. SYMBOLS GRAYED/ HALFTONE: INDICATED FOR REFERENCE AND/OR INDICATING EXISTING UNLESS SPECIFICALLY NOTED OTHERWISE.
2. SYMBOLS DASHED OR SPECIFICALLY KEYED NOTED: INDICATES DEMOLITION WORK.

E. OWNER SHALL HAVE FIRST SALVAGE RIGHTS FOR ANY DEMOLISHED DEVICES OR MATERIAL.

F. REFER TO TN501 FOR SPEAKER MOUNTING DETAILS.

G. CONTRACTOR TO UTILIZE EXISTING SPEAKER PLACEMENTS FOR INSTALLATION OF NEW SPEAKERS WHEREVER POSSIBLE. TEMPORARILY SUPPORT EXISTING SPEAKERS DURING CONSTRUCTION UNTIL NEW SYSTEM HAS BEEN INSTALLED, TESTED, AND ACCEPTED.

PARTITION LEGEND

- EXISTING PARTITION
- EXISTING SMOKE PARTITION/ BARRIER TO BE MAINTAINED
- EXISTING 1 HOUR FIRE RATED PARTITION TO BE MAINTAINED
- EXISTING 2 HOUR FIRE RATED PARTITION TO BE MAINTAINED

NOTE: NOT ALL SYMBOLS MAY BE USED

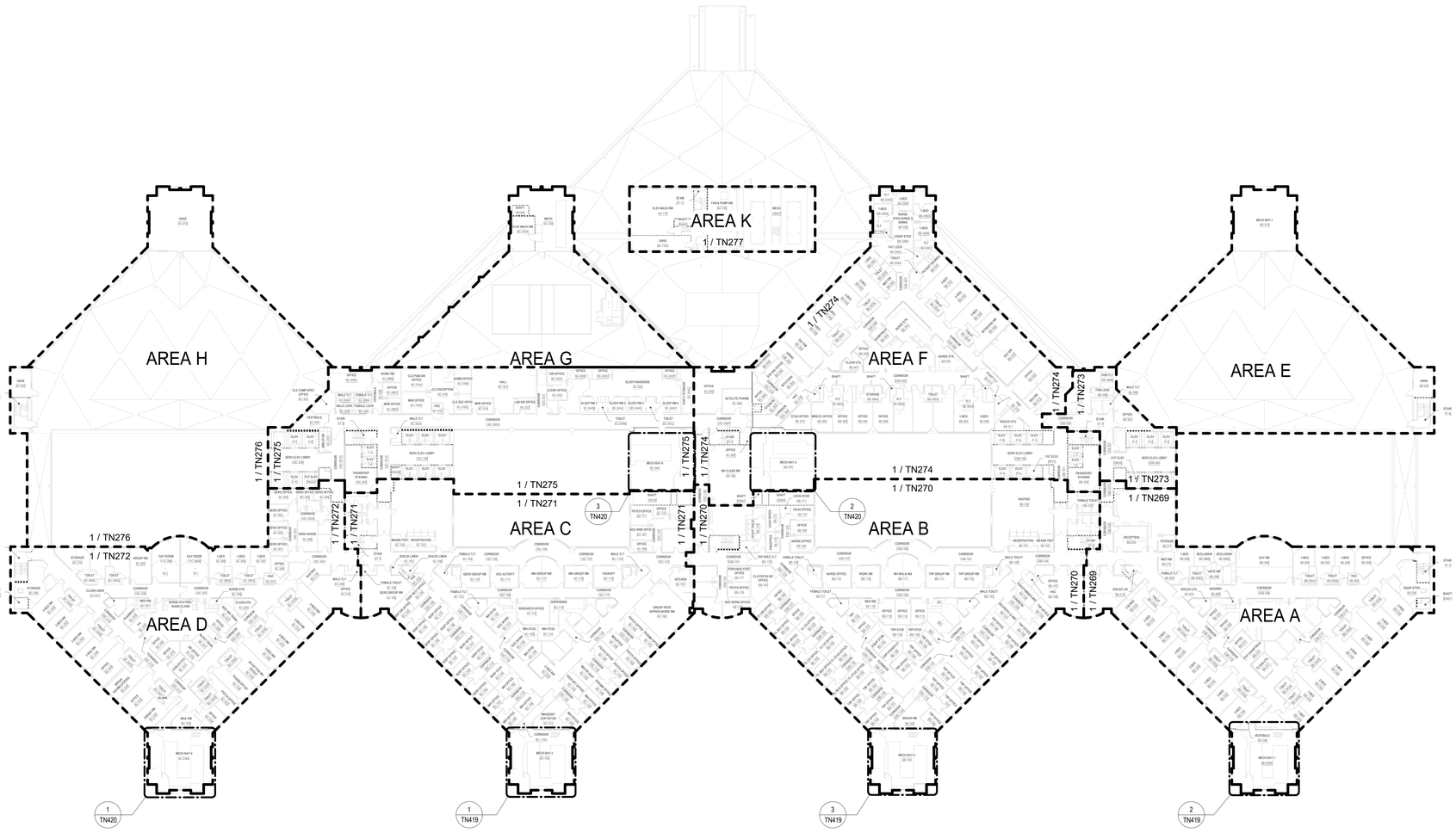

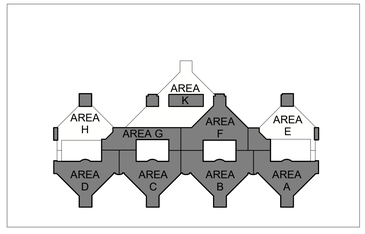

N

1 BLDG 100 - REFERENCE TELECOMMUNICATIONS PLAN - LEVEL 6
1/32" = 1'-0"

FULLY SPRINKLERED

100% BID DOCUMENTS

No.	REVISION DESCRIPTION	DATE

CONSULTANTS:

ARCHITECT
SPUR DESIGN
312 SW 25TH STREET
OKLAHOMA CITY, OK 73109
(405) 842-6100

MECH / ELEC / PLUMB / TELECOM
SPUR DESIGN
2519 MADISON AVE., STE 100
KANSAS CITY, MO 64108
(913) 369-7200

FIRE PROTECTION ENGINEER
RATED ENGINEERING
609 S. KELLY AVENUE, STE H2
EDMOND, OK 73003
(405) 210-5814

INDUSTRIAL HYGENIST
RIVERFRONT SAFETY & HEALTH
11140 S TOWNE SQUARE, STE 100
ST. LOUIS, MO 63123
(314) 917-0148

PHYSICAL SECURITY
FORCE PROTECT
10901 FRONT BEACH RD, UNIT 1415
PANAMA CITY BEACH, FL 32407
(502) 836-4232

ENGINEER: H2B #: 23-133

H2B, INC.
1225 NORTH LOOP WEST, # 800
HOUSTON, TEXAS 77008
(713) 864-2900

TEXAS FIRM REGISTRATION #: 8856

STAMP:
REGISTERED COMMUNICATIONS DISTRIBUTION DESIGNER
Bicsi
KRISTOPHER G HETLAGE
BICSI ID # 329501
EXPIRES 12-31-27
RCDD
7/18/25

Drawing Title
TELECOMMUNICATIONS REFERENCE PLAN - BUILDING 100- LEVEL 6

VA Health Care System Approval:

Project Title
REPLACE/UPGRADE CAMPUS OVERHEAD PAGING SYSTEM

Location: MICHAEL E. DEBAKEY VAMC, 2002 HOLCOMBE BLVD, HOUSTON, TX 77030

Date: **07/21/2025** | Checked: KGH | Drawn: MDT

Project Number: **580-25-101**

Building Number: 100

Drawing Number: **TN107**

Drawing # 44 OF 231

Veterans Health Administration

VA | U.S. Department of Veterans Affairs

7/18/2025 17:09:44

VA FORM 08-6231

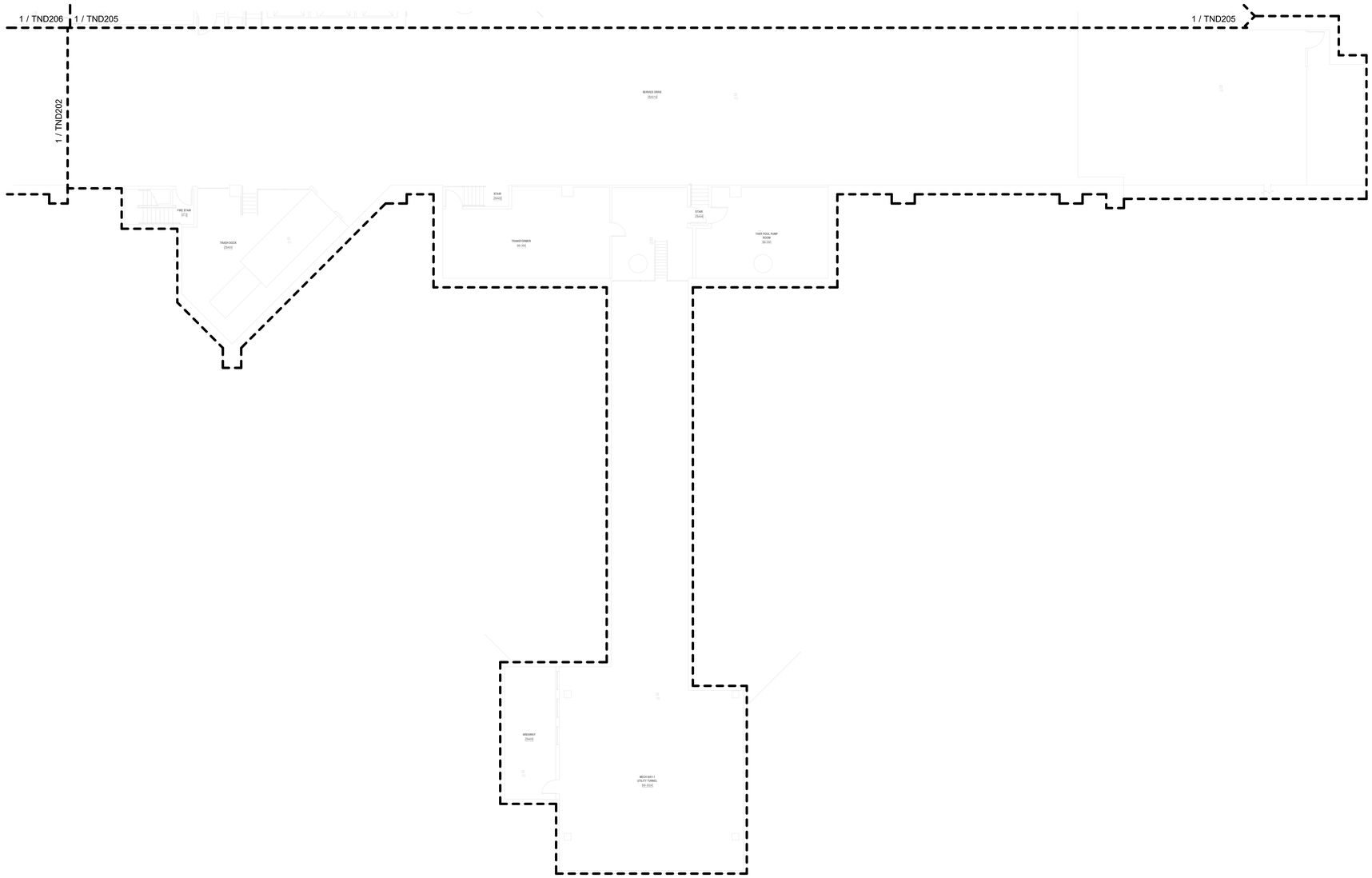

N

1 BLDG 100 - TELECOMMUNICATIONS DEMOLITION PLAN - BASEMENT LEVEL - AREA A
3/32" = 1'-0"

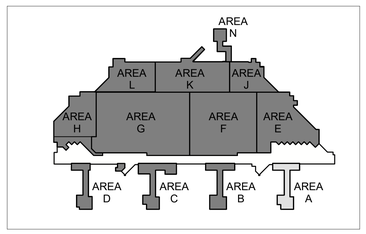

TELECOMMUNICATIONS GENERAL DEMOLIITON NOTES

A. DRAWING IS DIAGRAMMATIC IN NATURE AND IS NOT TO BE CONSTRUED AS ALL INCLUSIVE; FIELD VERIFY EXISTING CONDITIONS AND ADJUST WORK AS REQUIRED TO EXECUTE SPECIFIED WORK.

B. EXISTING CONDITIONS INDICATED ARE BASED ON GENERAL FIELD NOTES AND HISTORICAL DATA AND DOCUMENTATION AND ARE FOR REFERENCE PURPOSES ONLY TO DEFINE SCOPE OF WORK; FIELD VERIFY ALL CONDITIONS.

C. THIS SITE IS AN ACTIVE WORKING ENVIRONMENT; SYSTEMS SHALL NOT BE SHUTDOWN WITHOUT WRITTEN AUTHORIZATION; ALL REQUESTS SHALL BE SUBMITTED IN WRITING A MINIMUM OF TEN (10) WORKING-DAYS PRIOR TO PROPOSED ACTIVITY DATE OR NEED UNLESS DIRECTED OTHERWISE.

D. SEE T-001 TELECOMMUNICATIONS COVER SHEET FOR SYMBOLS DEFINITION:
1. SYMBOLS GRAYED/ HALFTONE: INDICATED FOR REFERENCE AND/OR INDICATING EXISTING UNLESS SPECIFICALLY NOTED OTHERWISE.
2. SYMBOLS DASHED OR SPECIFICALLY KEYED NOTED: INDICATES DEMOLITION WORK.

E. LOCATE EXISTING COMMUNICATIONS CABLE AND PATHWAYS THAT MAY BE AFFECTED BY DEMOLITION AND CONSTRUCTION PRIOR TO DEMOLITION, INCLUDING BUT NOT LIMITED TO SYSTEMS PATHWAYS AND SERVICE ENTRANCES.

F. VERIFY ACTUAL QUANTITIES AND LOCATIONS OF EXISTING EQUIPMENT TO BE DEMOLISHED WITH THE OWNER AND GENERAL CONTRACTOR PRIOR TO COMMENCEMENT OF DEMOLITION WORK.

G. PROVIDE PATCHING, PAINTING OR OTHER WORK NECESSARY TO REPAIR DAMAGE TO WALLS, CEILINGS, OR SIMILAR CAUSED BY THE DEMOLITION OF THE SYSTEM. COORDINATE REPAIR WORK WITH GENERAL CONTRACTOR AND OWNER.

H. PENETRATIONS IN FIRE RATED ASSEMBLIES RESULTING FROM THE REMOVAL OF EQUIPMENT, PATHWAYS, CABLING, OR OTHER EQUIPMENT SHALL BE FIRE STOPPED PER THE LATEST EDITION OF THE UL FIRE RESISTANCE DIRECTORY.

I. REFER TO ARCHITECTURAL PLANS FOR MORE INFORMATION REGARDING THE SCOPE OF DEMOLITION WORK.

J. DEMOLITION WORK INCLUDES REMOVAL OF OVERHEAD PA SYSTEM DEVICES, AND INFRASTRUCTURE INCLUDING EQUIPMENT MOUNTING, BACKBOXES, CABLING, PATHWAYS, HANGARS, AND OTHER SUPPORTS.

K. THE OWNER CLAIMS FIRST RIGHT OF REFUSAL FOR EXISTING EQUIPMENT. COORDINATE SALVAGE REQUIREMENTS WITH THE OWNER PRIOR TO DEMOLITION. IDENTIFY, TAG, AND CAREFULLY DECOMMISSION EQUIPMENT TO BE SALVAGED FOR THE OWNER. EQUIPMENT NOT WANTED BY THE OWNER SHALL BE REMOVED FROM THE SITE AT THE CONTRACTOR'S EXPENSE.

L. PROVIDE BLANK COVER PLATES MATCHING THE SURROUNDING SURFACES ON ALL BACKBOXES TO REMAIN IN PLACE.

M. A COMPLETELY NEW SYSTEM SHALL BE PROVIDED THROUGH THE VAMC CAMPUS. SEE SHEETS TN101 THROUGH TN420 FOR THE NEW SYSTEM DESIGN.

FULLY SPRINKLERED

100% BID DOCUMENTS

No.	REVISION DESCRIPTION	DATE

CONSULTANTS:

ARCHITECT
SPUR DESIGN
312 SW 25TH STREET
OKLAHOMA CITY, OK 73109
(405) 842-6100

MECH / ELEC / PLUMB / TELECOM
SPUR DESIGN
2519 MADISON AVE., STE 100
KANSAS CITY, MO 64108
(913) 369-7200

FIRE PROTECTION ENGINEER
RATED ENGINEERING
609 S. KELLY AVENUE, STE H2
EDMOND, OK 73003
(405) 210-5814

INDUSTRIAL HYGENIST
RIVERFRONT SAFETY & HEALTH
11140 S TOWNE SQUARE, STE 100
ST. LOUIS, MO 63123
(314) 917-0148

PHYSICAL SECURITY
FORCE PROTECT
10901 FRONT BEACH RD, UNIT 1415
PANAMA CITY BEACH, FL 32407
(502) 836-4232

ENGINEER: H2B #: 23-133

H2B, INC.
1225 NORTH LOOP WEST, # 800
HOUSTON, TEXAS 77008
(713) 864-2900

TEXAS FIRM REGISTRATION #: 8856

STAMP:
REGISTERED COMMUNICATIONS DISTRIBUTION DESIGNER
BICSI
KRISTOPHER G HETLAGE
BICSI ID # 328601
EXPIRES 12-31-27
RCDD
7/18/25

Drawing Title
TELECOMMUNICATIONS DEMOLITION PLANS - BUILDING 100 - BASEMENT LEVEL - AREA A

VA Health Care System Approval:

Project Title
REPLACE/UPGRADE CAMPUS OVERHEAD PAGING SYSTEM

Location MICHAEL E. DEBAKEY VAMC
2002 HOLCOMBE BLVD
HOUSTON, TX 77030

Date	Checked	Drawn
07/21/2025	KGH	MDT

Project Number
580-25-101

Building Number
100

Drawing Number
TND201
Drawing # 45 OF 231

Veterans Health Administration

U.S. Department of Veterans Affairs

7/18/2025 17:09:46

VA FORM 08-6231

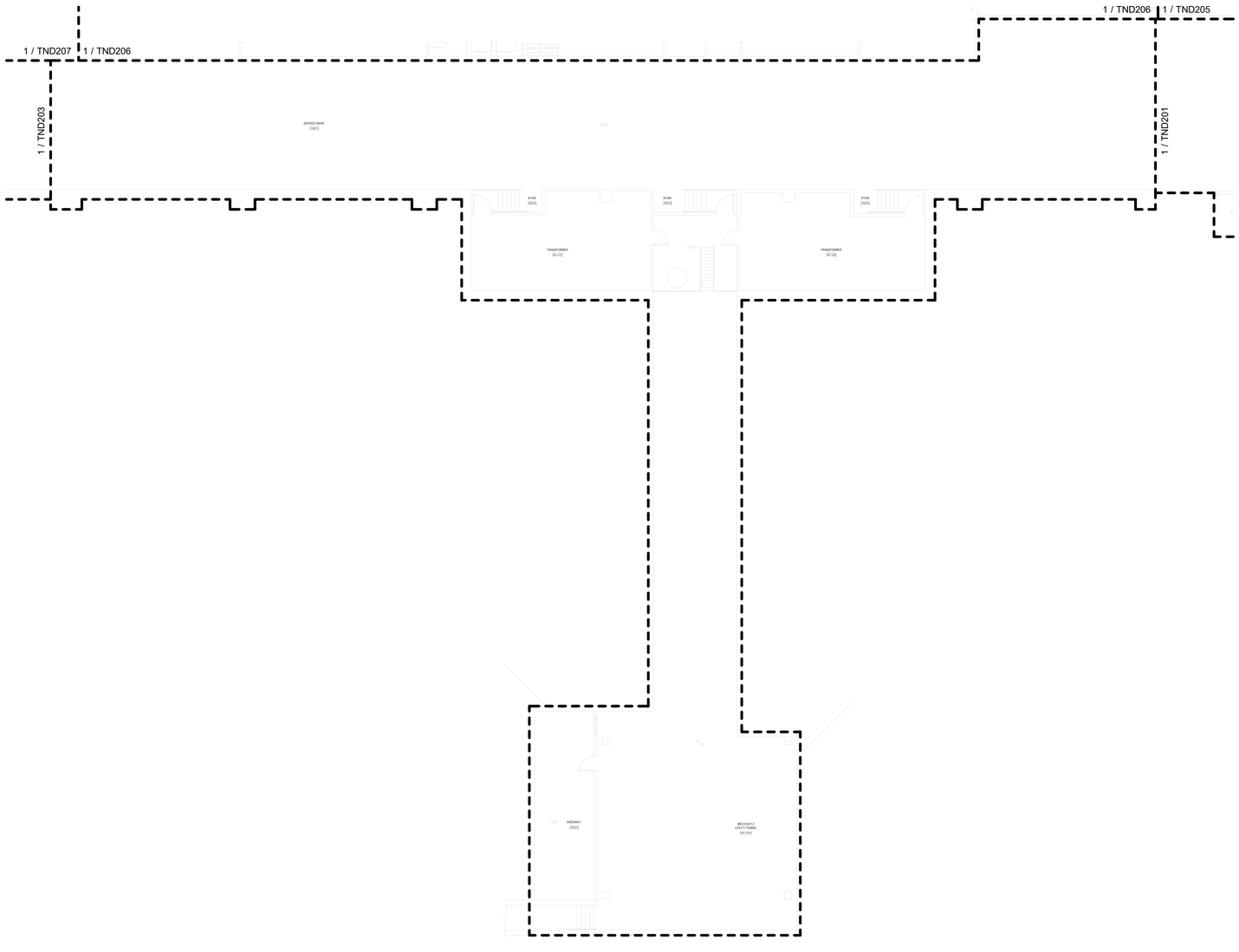

N

1 BLDG 100 - TELECOMMUNICATIONS DEMOLITION PLAN - BASEMENT LEVEL - AREA B
3/32" = 1'-0"

TELECOMMUNICATIONS GENERAL DEMOLIITON NOTES

A. DRAWING IS DIAGRAMMATIC IN NATURE AND IS NOT TO BE CONSTRUED AS ALL INCLUSIVE; FIELD VERIFY EXISTING CONDITIONS AND ADJUST WORK AS REQUIRED TO EXECUTE SPECIFIED WORK.

B. EXISTING CONDITIONS INDICATED ARE BASED ON GENERAL FIELD NOTES AND HISTORICAL DATA AND DOCUMENTATION AND ARE FOR REFERENCE PURPOSES ONLY TO DEFINE SCOPE OF WORK; FIELD VERIFY ALL CONDITIONS.

C. THIS SITE IS AN ACTIVE WORKING ENVIRONMENT; SYSTEMS SHALL NOT BE SHUTDOWN WITHOUT WRITTEN AUTHORIZATION; ALL REQUESTS SHALL BE SUBMITTED IN WRITING A MINIMUM OF TEN (10) WORKING-DAYS PRIOR TO PROPOSED ACTIVITY DATE OR NEED UNLESS DIRECTED OTHERWISE.

D. SEE T-001 TELECOMMUNICATIONS COVER SHEET FOR SYMBOLS DEFINITION:
1. SYMBOLS GRAYED/ HALFTONE: INDICATED FOR REFERENCE AND/OR INDICATING EXISTING UNLESS SPECIFICALLY NOTED OTHERWISE.
2. SYMBOLS DASHED OR SPECIFICALLY KEYED NOTED: INDICATES DEMOLITION WORK.

E. LOCATE EXISTING COMMUNICATIONS CABLE AND PATHWAYS THAT MAY BE AFFECTED BY DEMOLITION AND CONSTRUCTION PRIOR TO DEMOLITION, INCLUDING BUT NOT LIMITED TO SYSTEMS PATHWAYS AND SERVICE ENTRANCES.

F. VERIFY ACTUAL QUANTITIES AND LOCATIONS OF EXISTING EQUIPMENT TO BE DEMOLISHED WITH THE OWNER AND GENERAL CONTRACTOR PRIOR TO COMMENCEMENT OF DEMOLITION WORK.

G. PROVIDE PATCHING, PAINTING OR OTHER WORK NECESSARY TO REPAIR DAMAGE TO WALLS, CEILINGS, OR SIMILAR CAUSED BY THE DEMOLITION OF THE SYSTEM. COORDINATE REPAIR WORK WITH GENERAL CONTRACTOR AND OWNER.

H. PENETRATIONS IN FIRE RATED ASSEMBLIES RESULTING FROM THE REMOVAL OF EQUIPMENT, PATHWAYS, CABLING, OR OTHER EQUIPMENT SHALL BE FIRE STOPPED PER THE LATEST EDITION OF THE UL FIRE RESISTANCE DIRECTORY.

I. REFER TO ARCHITECTURAL PLANS FOR MORE INFORMATION REGARDING THE SCOPE OF DEMOLITION WORK.

J. DEMOLITION WORK INCLUDES REMOVAL OF OVERHEAD PA SYSTEM DEVICES, AND INFRASTRUCTURE INCLUDING EQUIPMENT MOUNTING, BACKBOXES, CABLING, PATHWAYS, HANGARS, AND OTHER SUPPORTS.

K. THE OWNER CLAIMS FIRST RIGHT OF REFUSAL FOR EXISTING EQUIPMENT. COORDINATE SALVAGE REQUIREMENTS WITH THE OWNER PRIOR TO DEMOLITION. IDENTIFY, TAG, AND CAREFULLY DECOMMISSION EQUIPMENT TO BE SALVAGED FOR THE OWNER. EQUIPMENT NOT WANTED BY THE OWNER SHALL BE REMOVED FROM THE SITE AT THE CONTRACTOR'S EXPENSE.

L. PROVIDE BLANK COVER PLATES MATCHING THE SURROUNDING SURFACES ON ALL BACKBOXES TO REMAIN IN PLACE.

M. A COMPLETELY NEW SYSTEM SHALL BE PROVIDED THROUGH THE VAMC CAMPUS. SEE SHEETS TN101 THROUGH TN420 FOR THE NEW SYSTEM DESIGN.

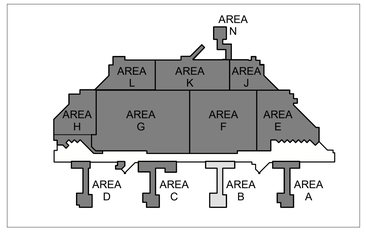

FULLY SPRINKLERED

100% BID DOCUMENTS

No.	REVISION DESCRIPTION	DATE

7/18/2025 17:09:48

CONSULTANTS:

ARCHITECT
SPUR DESIGN
312 SW 25TH STREET
OKLAHOMA CITY, OK 73109
(405) 842-6100

MECH / ELEC / PLUMB / TELECOM
SPUR DESIGN
2519 MADISON AVE., STE 100
KANSAS CITY, MO 64108
(913) 369-7200

FIRE PROTECTION ENGINEER
RATED ENGINEERING
609 S. KELLY AVENUE, STE H2
EDMOND, OK 73003
(405) 210-5814

INDUSTRIAL HYGENIST
RIVERFRONT SAFETY & HEALTH
11140 S TOWNE SQUARE, STE 100
ST. LOUIS, MO 63123
(314) 917-0148

PHYSICAL SECURITY
FORCE PROTECT
10901 FRONT BEACH RD, UNIT 1415
PANAMA CITY BEACH, FL 32407
(502) 836-4232

ENGINEER: H2B #: 23-133

H2B

H2B, INC.
1225 NORTH LOOP WEST, # 800
HOUSTON, TEXAS 77008
(713) 864-2900

TEXAS FIRM REGISTRATION #: 8856

STAMP:
REGISTERED COMMUNICATIONS DISTRIBUTION DESIGNER
BICSI
KRISTOPHER G HETLAGE
BICSI ID # 328601
EXPIRES 12-31-27
RCDD
7/14/25

Drawing Title
TELECOMMUNICATIONS DEMOLITION PLANS - BUILDING 100 - BASEMENT LEVEL - AREA B

VA Health Care System Approval:

Project Title
REPLACE/UPGRADE CAMPUS OVERHEAD PAGING SYSTEM

Location MICHAEL E. DEBAKEY VAMC
2002 HOLCOMBE BLVD
HOUSTON, TX 77030

Date	Checked	Drawn
07/21/2025	KGH	MDT

Project Number
580-25-101

Building Number
100

Drawing Number
TND202
Drawing # 46 OF 231

Veterans Health Administration

VA | U.S. Department of Veterans Affairs

VA FORM 08-6231

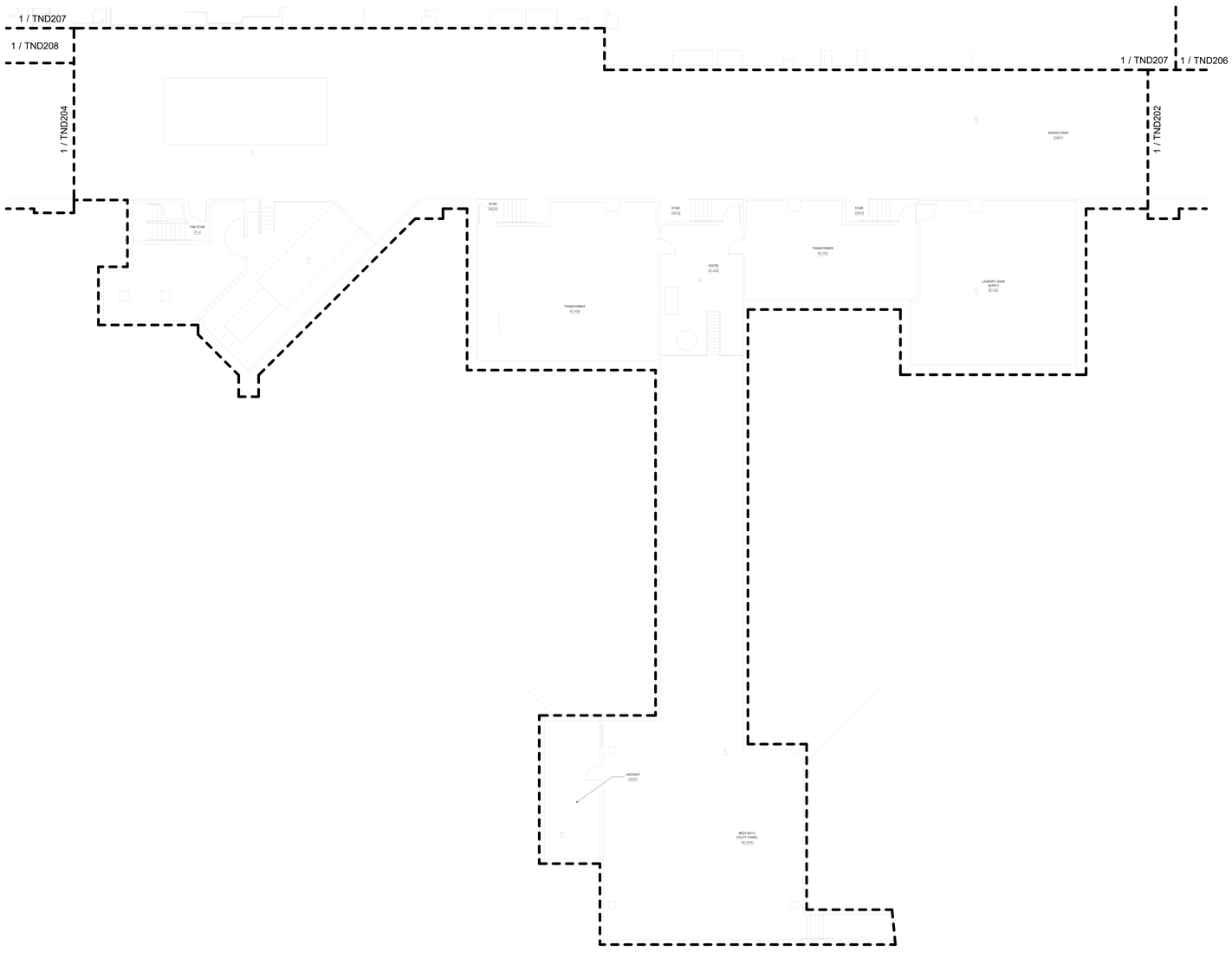

1 BLDG 100 - TELECOMMUNICATIONS DEMOLITION PLAN - BASEMENT LEVEL - AREA C
3/32" = 1'-0"

TELECOMMUNICATIONS GENERAL DEMOLIITON NOTES

A. DRAWING IS DIAGRAMMATIC IN NATURE AND IS NOT TO BE CONSTRUED AS ALL INCLUSIVE; FIELD VERIFY EXISTING CONDITIONS AND ADJUST WORK AS REQUIRED TO EXECUTE SPECIFIED WORK.

B. EXISTING CONDITIONS INDICATED ARE BASED ON GENERAL FIELD NOTES AND HISTORICAL DATA AND DOCUMENTATION AND ARE FOR REFERENCE PURPOSES ONLY TO DEFINE SCOPE OF WORK; FIELD VERIFY ALL CONDITIONS.

C. THIS SITE IS AN ACTIVE WORKING ENVIRONMENT; SYSTEMS SHALL NOT BE SHUTDOWN WITHOUT WRITTEN AUTHORIZATION; ALL REQUESTS SHALL BE SUBMITTED IN WRITING A MINIMUM OF TEN (10) WORKING-DAYS PRIOR TO PROPOSED ACTIVITY DATE OR NEED UNLESS DIRECTED OTHERWISE.

D. SEE T-001 TELECOMMUNICATIONS COVER SHEET FOR SYMBOLS DEFINITION:
1. SYMBOLS GRAYED/ HALFTONE: INDICATED FOR REFERENCE AND/OR INDICATING EXISTING UNLESS SPECIFICALLY NOTED OTHERWISE.
2. SYMBOLS DASHED OR SPECIFICALLY KEYED NOTED: INDICATES DEMOLITION WORK.

E. LOCATE EXISTING COMMUNICATIONS CABLE AND PATHWAYS THAT MAY BE AFFECTED BY DEMOLITION AND CONSTRUCTION PRIOR TO DEMOLITION, INCLUDING BUT NOT LIMITED TO SYSTEMS PATHWAYS AND SERVICE ENTRANCES.

F. VERIFY ACTUAL QUANTITIES AND LOCATIONS OF EXISTING EQUIPMENT TO BE DEMOLISHED WITH THE OWNER AND GENERAL CONTRACTOR PRIOR TO COMMENCEMENT OF DEMOLITION WORK.

G. PROVIDE PATCHING, PAINTING OR OTHER WORK NECESSARY TO REPAIR DAMAGE TO WALLS, CEILINGS, OR SIMILAR CAUSED BY THE DEMOLITION OF THE SYSTEM. COORDINATE REPAIR WORK WITH GENERAL CONTRACTOR AND OWNER.

H. PENETRATIONS IN FIRE RATED ASSEMBLIES RESULTING FROM THE REMOVAL OF EQUIPMENT, PATHWAYS, CABLING, OR OTHER EQUIPMENT SHALL BE FIRE STOPPED PER THE LATEST EDITION OF THE UL FIRE RESISTANCE DIRECTORY.

I. REFER TO ARCHITECTURAL PLANS FOR MORE INFORMATION REGARDING THE SCOPE OF DEMOLITION WORK.

J. DEMOLITION WORK INCLUDES REMOVAL OF OVERHEAD PA SYSTEM DEVICES, AND INFRASTRUCTURE INCLUDING EQUIPMENT MOUNTING, BACKBOXES, CABLING, PATHWAYS, HANGARS, AND OTHER SUPPORTS.

K. THE OWNER CLAIMS FIRST RIGHT OF REFUSAL FOR EXISTING EQUIPMENT. COORDINATE SALVAGE REQUIREMENTS WITH THE OWNER PRIOR TO DEMOLITION. IDENTIFY, TAG, AND CAREFULLY DECOMMISSION EQUIPMENT TO BE SALVAGED FOR THE OWNER. EQUIPMENT NOT WANTED BY THE OWNER SHALL BE REMOVED FROM THE SITE AT THE CONTRACTOR'S EXPENSE.

L. PROVIDE BLANK COVER PLATES MATCHING THE SURROUNDING SURFACES ON ALL BACKBOXES TO REMAIN IN PLACE.

M. A COMPLETELY NEW SYSTEM SHALL BE PROVIDED THROUGH THE VAMC CAMPUS. SEE SHEETS TN101 THROUGH TN420 FOR THE NEW SYSTEM DESIGN.

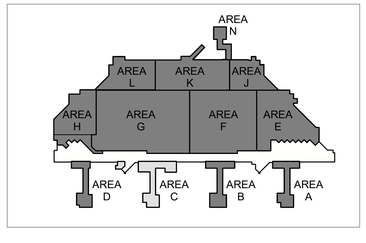

FULLY SPRINKLERED

100% BID DOCUMENTS

No.	REVISION DESCRIPTION	DATE

CONSULTANTS:

ARCHITECT
SPUR DESIGN
312 SW 25TH STREET
OKLAHOMA CITY, OK 73109
(405) 842-6100

MECH / ELEC / PLUMB / TELECOM
SPUR DESIGN
2519 MADISON AVE., STE 100
KANSAS CITY, MO 64108
(913) 369-7200

FIRE PROTECTION ENGINEER
RATED ENGINEERING
609 S. KELLY AVENUE, STE H2
EDMOND, OK 73003
(405) 210-5814

INDUSTRIAL HYGENIST
RIVERFRONT SAFETY & HEALTH
11140 S TOWNE SQUARE, STE 100
ST. LOUIS, MO 63123
(314) 917-0148

PHYSICAL SECURITY
FORCE PROTECT
10901 FRONT BEACH RD, UNIT 1415
PANAMA CITY BEACH, FL 32407
(502) 836-4232

ENGINEER: H2B #: 23-133

H2B, INC.
1225 NORTH LOOP WEST, # 800
HOUSTON, TEXAS 77008
(713) 864-2900

TEXAS FIRM REGISTRATION #: 8856

STAMP:
REGISTERED COMMUNICATIONS DISTRIBUTION DESIGNER
Bicsi
KRISTOPHER G HETLAGE
BICSI ID # 328501
EXPIRES 12-31-27
RCDD
7/18/25

Drawing Title
TELECOMMUNICATIONS DEMOLITION PLANS - BUILDING 100 - BASEMENT LEVEL - AREA C

VA Health Care System Approval:

Project Title
REPLACE/UPGRADE CAMPUS OVERHEAD PAGING SYSTEM

Location MICHAEL E. DEBAKEY VAMC
2002 HOLCOMBE BLVD
HOUSTON, TX 77030

Date	Checked	Drawn
07/21/2025	KGH	MDT

Project Number **580-25-101**

Building Number 100

Drawing Number
TND203
Drawing # 47 OF 231

Veterans Health Administration

U.S. Department of Veterans Affairs

7/18/2025 17:09:50

VA FORM 08-6231

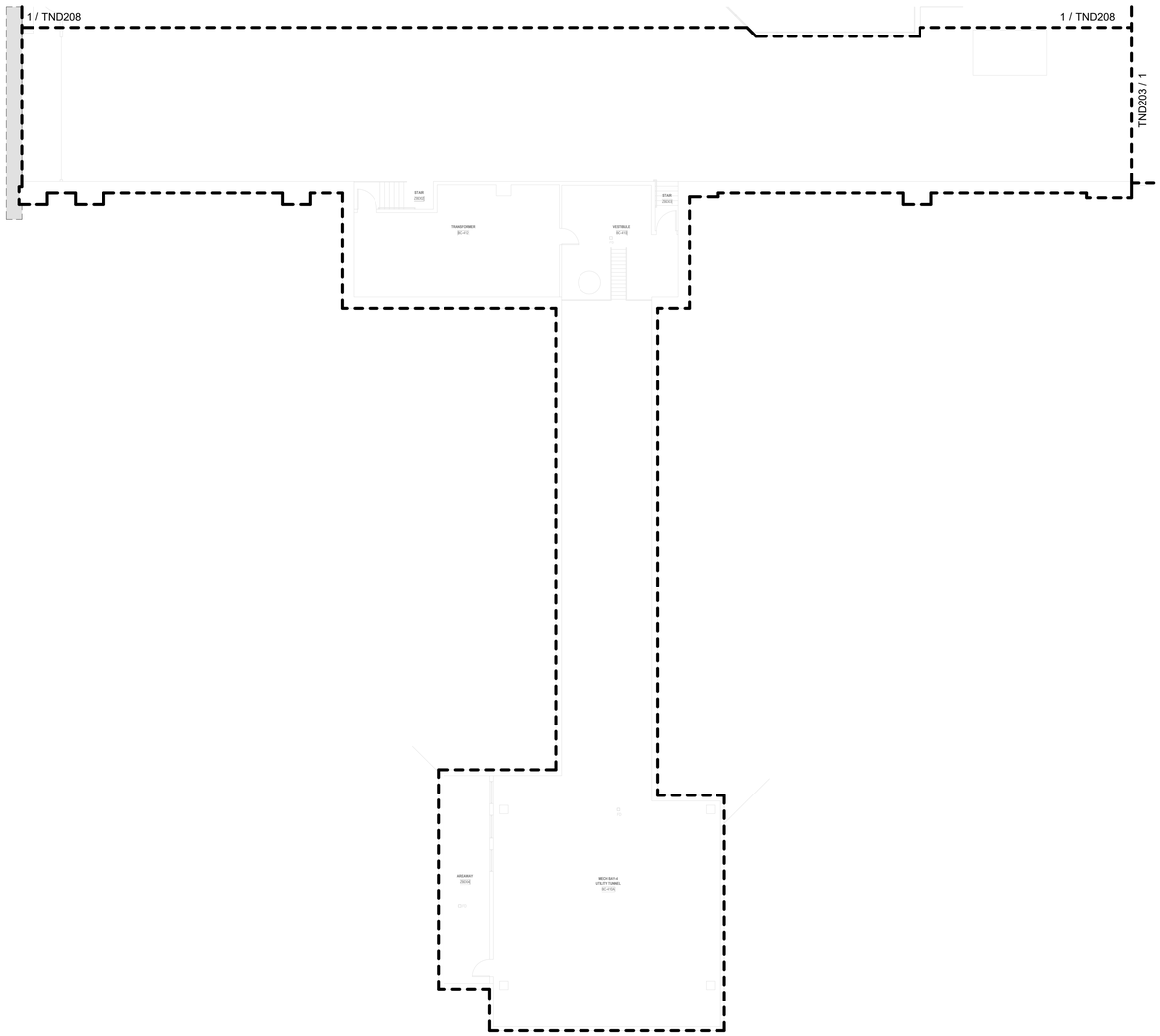

1 BLDG 100 - TELECOMMUNICATIONS DEMOLITION PLAN - BASEMENT LEVEL - AREA D
3/32" = 1'-0"

TELECOMMUNICATIONS GENERAL DEMOLIITON NOTES

A. DRAWING IS DIAGRAMMATIC IN NATURE AND IS NOT TO BE CONSTRUED AS ALL INCLUSIVE; FIELD VERIFY EXISTING CONDITIONS AND ADJUST WORK AS REQUIRED TO EXECUTE SPECIFIED WORK.

B. EXISTING CONDITIONS INDICATED ARE BASED ON GENERAL FIELD NOTES AND HISTORICAL DATA AND DOCUMENTATION AND ARE FOR REFERENCE PURPOSES ONLY TO DEFINE SCOPE OF WORK; FIELD VERIFY ALL CONDITIONS.

C. THIS SITE IS AN ACTIVE WORKING ENVIRONMENT; SYSTEMS SHALL NOT BE SHUTDOWN WITHOUT WRITTEN AUTHORIZATION; ALL REQUESTS SHALL BE SUBMITTED IN WRITING A MINIMUM OF TEN (10) WORKING-DAYS PRIOR TO PROPOSED ACTIVITY DATE OR NEED UNLESS DIRECTED OTHERWISE.

D. SEE T-001 TELECOMMUNICATIONS COVER SHEET FOR SYMBOLS DEFINITION:
1. SYMBOLS GRAYED/ HALFTONE: INDICATED FOR REFERENCE AND/OR INDICATING EXISTING UNLESS SPECIFICALLY NOTED OTHERWISE.
2. SYMBOLS DASHED OR SPECIFICALLY KEYED NOTED: INDICATES DEMOLITION WORK.

E. LOCATE EXISTING COMMUNICATIONS CABLE AND PATHWAYS THAT MAY BE AFFECTED BY DEMOLITION AND CONSTRUCTION PRIOR TO DEMOLITION, INCLUDING BUT NOT LIMITED TO SYSTEMS PATHWAYS AND SERVICE ENTRANCES.

F. VERIFY ACTUAL QUANTITIES AND LOCATIONS OF EXISTING EQUIPMENT TO BE DEMOLISHED WITH THE OWNER AND GENERAL CONTRACTOR PRIOR TO COMMENCEMENT OF DEMOLITION WORK.

G. PROVIDE PATCHING, PAINTING OR OTHER WORK NECESSARY TO REPAIR DAMAGE TO WALLS, CEILINGS, OR SIMILAR CAUSED BY THE DEMOLITION OF THE SYSTEM. COORDINATE REPAIR WORK WITH GENERAL CONTRACTOR AND OWNER.

H. PENETRATIONS IN FIRE RATED ASSEMBLIES RESULTING FROM THE REMOVAL OF EQUIPMENT, PATHWAYS, CABLING, OR OTHER EQUIPMENT SHALL BE FIRE STOPPED PER THE LATEST EDITION OF THE UL FIRE RESISTANCE DIRECTORY.

I. REFER TO ARCHITECTURAL PLANS FOR MORE INFORMATION REGARDING THE SCOPE OF DEMOLITION WORK.

J. DEMOLITION WORK INCLUDES REMOVAL OF OVERHEAD PA SYSTEM DEVICES, AND INFRASTRUCTURE INCLUDING EQUIPMENT MOUNTING, BACKBOXES, CABLING, PATHWAYS, HANGARS, AND OTHER SUPPORTS.

K. THE OWNER CLAIMS FIRST RIGHT OF REFUSAL FOR EXISTING EQUIPMENT. COORDINATE SALVAGE REQUIREMENTS WITH THE OWNER PRIOR TO DEMOLITION. IDENTIFY, TAG, AND CAREFULLY DECOMMISSION EQUIPMENT TO BE SALVAGED FOR THE OWNER. EQUIPMENT NOT WANTED BY THE OWNER SHALL BE REMOVED FROM THE SITE AT THE CONTRACTOR'S EXPENSE.

L. PROVIDE BLANK COVER PLATES MATCHING THE SURROUNDING SURFACES ON ALL BACKBOXES TO REMAIN IN PLACE.

M. A COMPLETELY NEW SYSTEM SHALL BE PROVIDED THROUGH THE VAMC CAMPUS. SEE SHEETS TN101 THROUGH TN420 FOR THE NEW SYSTEM DESIGN.

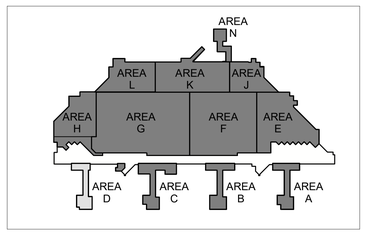

FULLY SPRINKLERED

100% BID DOCUMENTS

No.	REVISION DESCRIPTION	DATE

7/18/2025 17:09:52

CONSULTANTS:

ARCHITECT
SPUR DESIGN
312 SW 25TH STREET
OKLAHOMA CITY, OK 73109
(405) 842-6100

MECH / ELEC / PLUMB / TELECOM
SPUR DESIGN
2519 MADISON AVE., STE 100
KANSAS CITY, MO 64108
(913) 369-7200

FIRE PROTECTION ENGINEER
RATED ENGINEERING
609 S. KELLY AVENUE, STE H2
EDMOND, OK 73003
(405) 210-5814

INDUSTRIAL HYGENIST
RIVERFRONT SAFETY & HEALTH
11140 S TOWNE SQUARE, STE 100
ST. LOUIS, MO 63123
(314) 917-0148

PHYSICAL SECURITY
FORCE PROTECT
10901 FRONT BEACH RD, UNIT 1415
PANAMA CITY BEACH, FL 32407
(502) 836-4232

ENGINEER: H2B #: 23-133

H2B, INC.
1225 NORTH LOOP WEST, # 800
HOUSTON, TEXAS 77008
(713) 864-2900

TEXAS FIRM REGISTRATION #: 8856

STAMP:
REGISTERED COMMUNICATIONS DISTRIBUTION DESIGNER
Bicsi
KRISTOPHER G HETLAGE
BICSI ID # 328601
EXPIRES 12-31-27
RCDD
7/14/25

Drawing Title
TELECOMMUNICATIONS DEMOLITION PLANS - BUILDING 100 - BASEMENT LEVEL - AREA D

VA Health Care System Approval:

Project Title
REPLACE/UPGRADE CAMPUS OVERHEAD PAGING SYSTEM

Location MICHAEL E. DEBAKEY VAMC
2002 HOLCOMBE BLVD
HOUSTON, TX 77030

Date	Checked	Drawn
07/21/2025	KGH	MDT

Project Number
580-25-101

Building Number
100

Drawing Number
TND204
Drawing # 48 OF 231

Veterans Health Administration

VA | U.S. Department of Veterans Affairs

VA FORM 08-6231

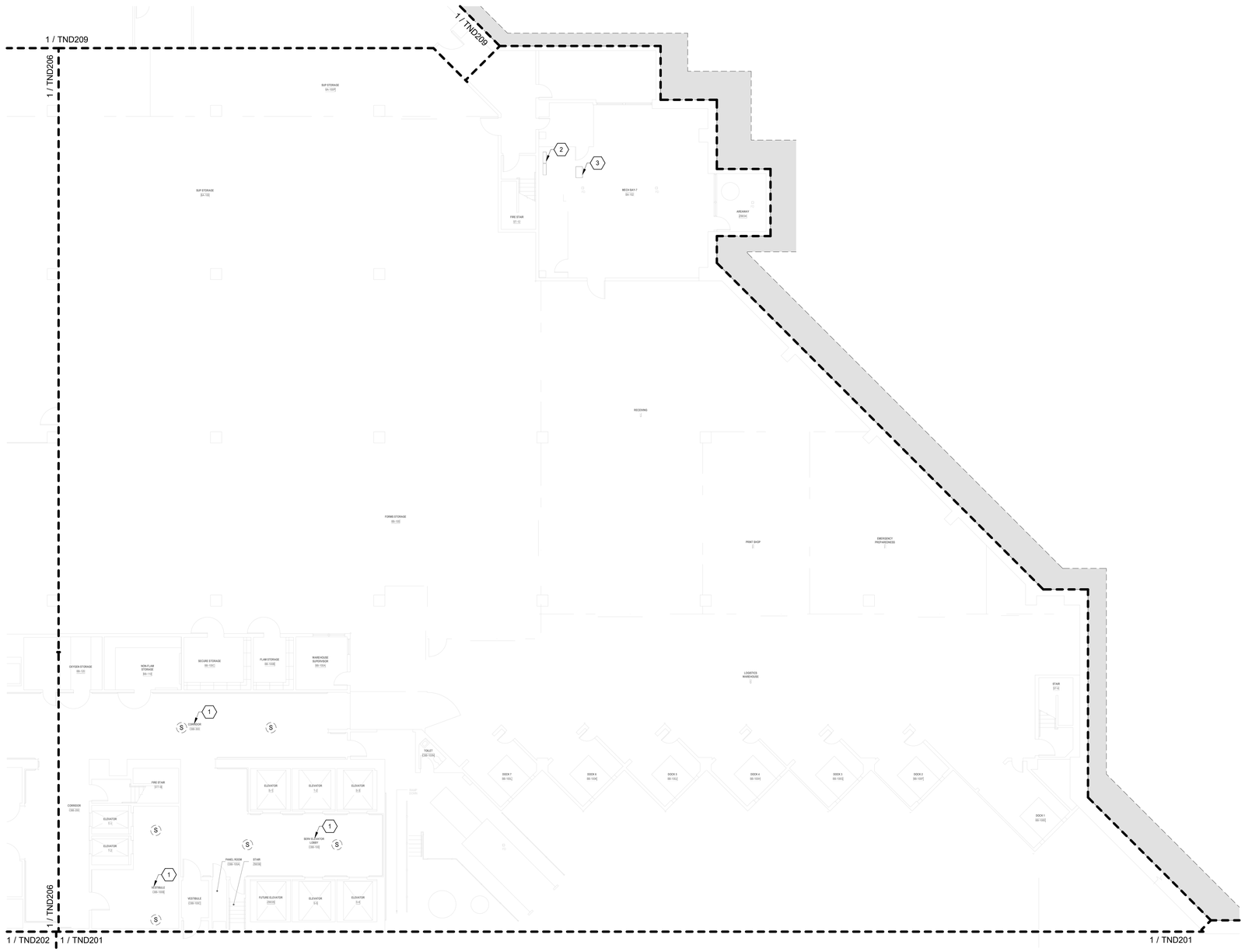

TELECOMMUNICATIONS GENERAL DEMOLIITON NOTES

A. DRAWING IS DIAGRAMMATIC IN NATURE AND IS NOT TO BE CONSTRUED AS ALL INCLUSIVE; FIELD VERIFY EXISTING CONDITIONS AND ADJUST WORK AS REQUIRED TO EXECUTE SPECIFIED WORK.

B. EXISTING CONDITIONS INDICATED ARE BASED ON GENERAL FIELD NOTES AND HISTORICAL DATA AND DOCUMENTATION AND ARE FOR REFERENCE PURPOSES ONLY TO DEFINE SCOPE OF WORK; FIELD VERIFY ALL CONDITIONS.

C. THIS SITE IS AN ACTIVE WORKING ENVIRONMENT; SYSTEMS SHALL NOT BE SHUTDOWN WITHOUT WRITTEN AUTHORIZATION; ALL REQUESTS SHALL BE SUBMITTED IN WRITING A MINIMUM OF TEN (10) WORKING-DAYS PRIOR TO PROPOSED ACTIVITY DATE OR NEED UNLESS DIRECTED OTHERWISE.

D. SEE T-001 TELECOMMUNICATIONS COVER SHEET FOR SYMBOLS DEFINITION:
1. SYMBOLS GRAYED/ HALFTONE: INDICATED FOR REFERENCE AND/OR INDICATING EXISTING UNLESS SPECIFICALLY NOTED OTHERWISE.
2. SYMBOLS DASHED OR SPECIFICALLY KEYED NOTED. INDICATES DEMOLITION WORK.

E. LOCATE EXISTING COMMUNICATIONS CABLE AND PATHWAYS THAT MAY BE AFFECTED BY DEMOLITION AND CONSTRUCTION PRIOR TO DEMOLITION, INCLUDING BUT NOT LIMITED TO SYSTEMS PATHWAYS AND SERVICE ENTRANCES.

F. VERIFY ACTUAL QUANTITIES AND LOCATIONS OF EXISTING EQUIPMENT TO BE DEMOLISHED WITH THE OWNER AND GENERAL CONTRACTOR PRIOR TO COMMENCEMENT OF DEMOLITION WORK.

G. PROVIDE PATCHING, PAINTING OR OTHER WORK NECESSARY TO REPAIR DAMAGE TO WALLS, CEILINGS, OR SIMILAR CAUSED BY THE DEMOLITION OF THE SYSTEM. COORDINATE REPAIR WORK WITH GENERAL CONTRACTOR AND OWNER.

H. PENETRATIONS IN FIRE RATED ASSEMBLIES RESULTING FROM THE REMOVAL OF EQUIPMENT, PATHWAYS, CABLING, OR OTHER EQUIPMENT SHALL BE FIRE STOPPED PER THE LATEST EDITION OF THE UL FIRE RESISTANCE DIRECTORY.

I. REFER TO ARCHITECTURAL PLANS FOR MORE INFORMATION REGARDING THE SCOPE OF DEMOLITION WORK.

J. DEMOLITION WORK INCLUDES REMOVAL OF OVERHEAD PA SYSTEM DEVICES, AND INFRASTRUCTURE INCLUDING EQUIPMENT MOUNTING, BACKBOXES, CABLING, PATHWAYS, HANGARS, AND OTHER SUPPORTS.

K. THE OWNER CLAIMS FIRST RIGHT OF REFUSAL FOR EXISTING EQUIPMENT. COORDINATE SALVAGE REQUIREMENTS WITH THE OWNER PRIOR TO DEMOLITION. IDENTIFY, TAG, AND CAREFULLY DECOMMISSION EQUIPMENT TO BE SALVAGED FOR THE OWNER. EQUIPMENT NOT WANTED BY THE OWNER SHALL BE REMOVED FROM THE SITE AT THE CONTRACTOR'S EXPENSE.

L. PROVIDE BLANK COVER PLATES MATCHING THE SURROUNDING SURFACES ON ALL BACKBOXES TO REMAIN IN PLACE.

M. A COMPLETELY NEW SYSTEM SHALL BE PROVIDED THROUGH THE VAMC CAMPUS. SEE SHEETS TN101 THROUGH TN420 FOR THE NEW SYSTEM DESIGN.

TELECOMMUNICATIONS KEYNOTES

#	
1	EXISTING SPEAKER(S) INDICATED IN THIS AREA SHALL BE REPLACED WITH NEW IP-BASED PAGING SYSTEM. EXISTING SPEAKER TO REMAIN FUNCTIONAL UNTIL NEW IP-BASED SPEAKER SYSTEM HAS BEEN INSTALLED, TESTED, AND APPROVED. WHERE NEW SPEAKERS WILL BE INSTALLED IN SAME PLACE AS EXISTING, TEMPORARILY MOUNT EXISTING SPEAKER WHEN NEW SPEAKER IS INSTALLED. AFTER ACCEPTANCE OF NEW SPEAKER SYSTEM EXISTING SPEAKER, MOUNTING HARDWARE, CABLING, AND UNUSED RACEWAY SHALL BE DEMOLISHED BACK TO SOURCE.
2	EXISTING MULTI-SYSTEMS AND PAGING JUNCTION BOX TO REMAIN; PROVIDE NEW LABELING REMOVING ALL REFERENCES TO "PAGING" AND ANY MARKINGS INSIDE; DISCONNECT AND REMOVE EXISTING PA/MUSIC CABLING COMPLETE BACK TO SOURCE AND TO END-USE; PROVIDE LABELING INDENTIFYING SOURCE AND ENDPOINT ON EACH END OF PULL-CORD(S). SECURE PULL-CORDS AT ALL END POINTS.
3	EXISTING VA/LAN CABINET TO REMAIN.

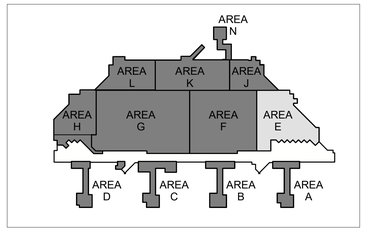

N

1 BLDG 100 - TELECOMMUNICATIONS DEMOLITION PLAN - BASEMENT LEVEL - AREA E
3/32" = 1'-0"

FULLY SPRINKLERED

100% BID DOCUMENTS

No.	REVISION DESCRIPTION	DATE

CONSULTANTS:

ARCHITECT
SPUR DESIGN
312 SW 25TH STREET
OKLAHOMA CITY, OK 73109
(405) 842-6100

MECH / ELEC / PLUMB / TELECOM
SPUR DESIGN
2519 MADISON AVE., STE 100
KANSAS CITY, MO 64108
(913) 369-7200

FIRE PROTECTION ENGINEER
RATED ENGINEERING
609 S. KELLY AVENUE, STE H2
EDMOND, OK 73003
(405) 210-5814

INDUSTRIAL HYGENIST
RIVERFRONT SAFETY & HEALTH
11140 S TOWNE SQUARE, STE 100
ST. LOUIS, MO 63123
(314) 917-0148

PHYSICAL SECURITY
FORCE PROTECT
10901 FRONT BEACH RD, UNIT 1415
PANAMA CITY BEACH, FL 32407
(502) 836-4232

ENGINEER: H2B #: 23-133

H2B, INC.
1225 NORTH LOOP WEST, # 800
HOUSTON, TEXAS 77008
(713) 864-2900

TEXAS FIRM REGISTRATION #: 8856

STAMP:
REGISTERED COMMUNICATIONS DISTRIBUTION DESIGNER
Bicsi
KRISTOPHER G HETLAGE
BICSI ID # 328601
EXPIRES 12-31-27
RCDD
8/6/25

Drawing Title
TELECOMMUNICATIONS DEMOLITION PLANS - BUILDING 100 - BASEMENT LEVEL - AREA E

VA Health Care System Approval:

Project Title
REPLACE/UPGRADE CAMPUS OVERHEAD PAGING SYSTEM

Location MICHAEL E. DEBAKEY VAMC
2002 HOLCOMBE BLVD
HOUSTON, TX 77030

Date	Checked	Drawn
07/21/2025	KGH	MDT

Project Number
580-25-101

Building Number

Drawing Number
TND205
Drawing # 49 OF 231

Veterans Health Administration

VA U.S. Department of Veterans Affairs

7/18/2025 17:09:56

VA FORM 08-6231

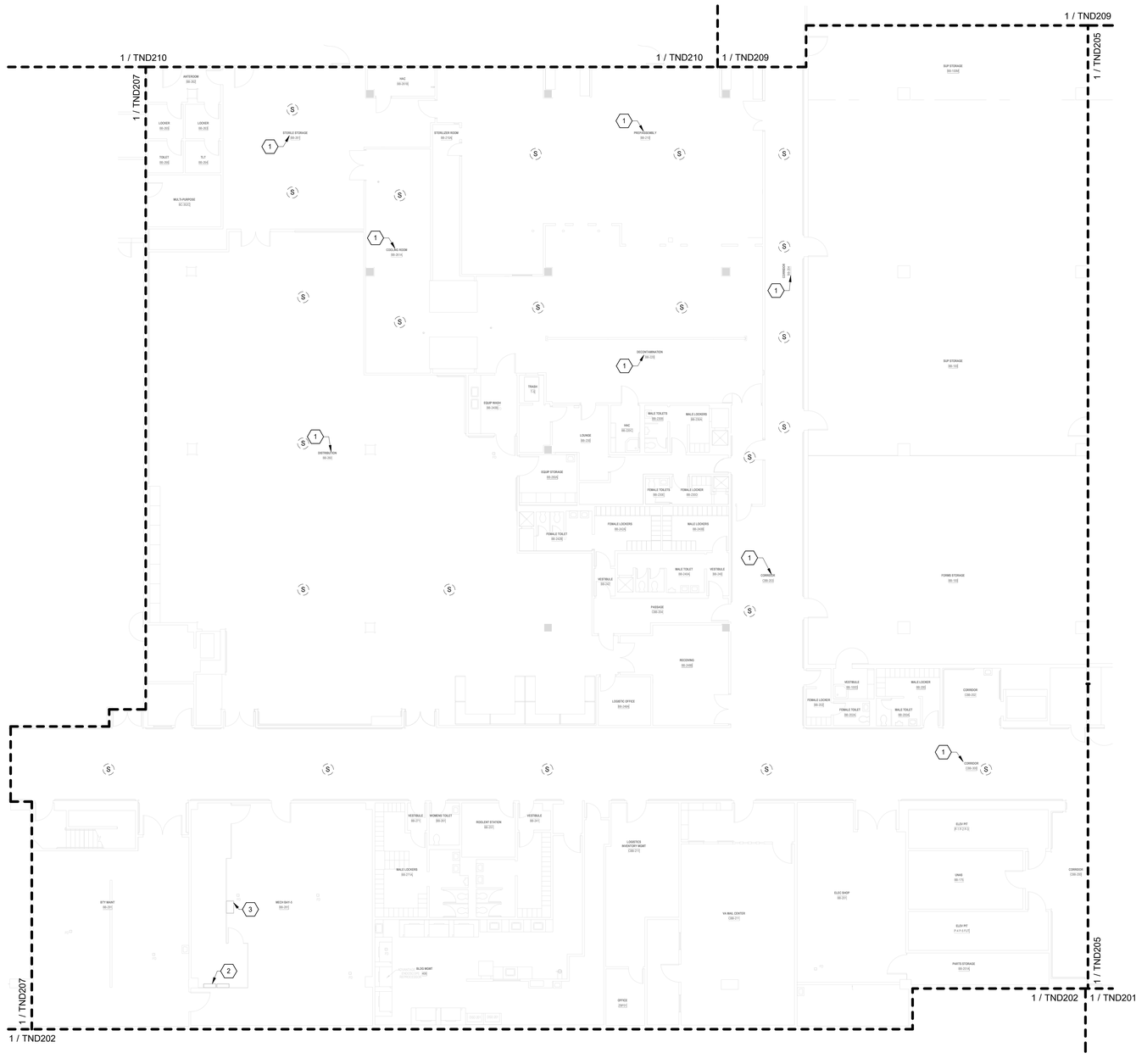

N

1 BLDG 100 - TELECOMMUNICATIONS DEMOLITION PLAN - BASEMENT LEVEL - AREA F
3/32" = 1'-0"

TELECOMMUNICATIONS GENERAL DEMOLIITON NOTES

A. DRAWING IS DIAGRAMMATIC IN NATURE AND IS NOT TO BE CONSTRUED AS ALL INCLUSIVE; FIELD VERIFY EXISTING CONDITIONS AND ADJUST WORK AS REQUIRED TO EXECUTE SPECIFIED WORK.

B. EXISTING CONDITIONS INDICATED ARE BASED ON GENERAL FIELD NOTES AND HISTORICAL DATA AND DOCUMENTATION AND ARE FOR REFERENCE PURPOSES ONLY TO DEFINE SCOPE OF WORK; FIELD VERIFY ALL CONDITIONS.

C. THIS SITE IS AN ACTIVE WORKING ENVIRONMENT; SYSTEMS SHALL NOT BE SHUTDOWN WITHOUT WRITTEN AUTHORIZATION; ALL REQUESTS SHALL BE SUBMITTED IN WRITING A MINIMUM OF TEN (10) WORKING-DAYS PRIOR TO PROPOSED ACTIVITY DATE OR NEED UNLESS DIRECTED OTHERWISE.

D. SEE T-001 TELECOMMUNICATIONS COVER SHEET FOR SYMBOLS DEFINITION:
1. SYMBOLS GRAYED/ HALFTONE: INDICATED FOR REFERENCE AND/OR INDICATING EXISTING UNLESS SPECIFICALLY NOTED OTHERWISE.
2. SYMBOLS DASHED OR SPECIFICALLY KEYED NOTED: INDICATES DEMOLITION WORK.

E. LOCATE EXISTING COMMUNICATIONS CABLE AND PATHWAYS THAT MAY BE AFFECTED BY DEMOLITION AND CONSTRUCTION PRIOR TO DEMOLITION, INCLUDING BUT NOT LIMITED TO SYSTEMS PATHWAYS AND SERVICE ENTRANCES.

F. VERIFY ACTUAL QUANTITIES AND LOCATIONS OF EXISTING EQUIPMENT TO BE DEMOLISHED WITH THE OWNER AND GENERAL CONTRACTOR PRIOR TO COMMENCEMENT OF DEMOLITION WORK.

G. PROVIDE PATCHING, PAINTING OR OTHER WORK NECESSARY TO REPAIR DAMAGE TO WALLS, CEILINGS, OR SIMILAR CAUSED BY THE DEMOLITION OF THE SYSTEM. COORDINATE REPAIR WORK WITH GENERAL CONTRACTOR AND OWNER.

H. PENETRATIONS IN FIRE RATED ASSEMBLIES RESULTING FROM THE REMOVAL OF EQUIPMENT, PATHWAYS, CABLING, OR OTHER EQUIPMENT SHALL BE FIRE STOPPED PER THE LATEST EDITION OF THE UL FIRE RESISTANCE DIRECTORY.

I. REFER TO ARCHITECTURAL PLANS FOR MORE INFORMATION REGARDING THE SCOPE OF DEMOLITION WORK.

J. DEMOLITION WORK INCLUDES REMOVAL OF OVERHEAD PA SYSTEM DEVICES, AND INFRASTRUCTURE INCLUDING EQUIPMENT MOUNTING, BACKBOXES, CABLING, PATHWAYS, HANGARS, AND OTHER SUPPORTS.

K. THE OWNER CLAIMS FIRST RIGHT OF REFUSAL FOR EXISTING EQUIPMENT. COORDINATE SALVAGE REQUIREMENTS WITH THE OWNER PRIOR TO DEMOLITION. IDENTIFY, TAG, AND CAREFULLY DECOMMISSION EQUIPMENT TO BE SALVAGED FOR THE OWNER. EQUIPMENT NOT WANTED BY THE OWNER SHALL BE REMOVED FROM THE SITE AT THE CONTRACTOR'S EXPENSE.

L. PROVIDE BLANK COVER PLATES MATCHING THE SURROUNDING SURFACES ON ALL BACKBOXES TO REMAIN IN PLACE.

M. A COMPLETELY NEW SYSTEM SHALL BE PROVIDED THROUGH THE VAMC CAMPUS. SEE SHEETS TN101 THROUGH TN420 FOR THE NEW SYSTEM DESIGN.

TELECOMMUNICATIONS KEYNOTES

#	
1	EXISTING SPEAKER(S) INDICATED IN THIS AREA SHALL BE REPLACED WITH NEW IP-BASED PAGING SYSTEM. EXISTING SPEAKER TO REMAIN FUNCTIONAL UNTIL NEW IP-BASED SPEAKER SYSTEM HAS BEEN INSTALLED, TESTED, AND APPROVED. WHERE NEW SPEAKERS WILL BE INSTALLED IN SAME PLACE AS EXISTING, TEMPORARILY MOUNT EXISTING SPEAKER WHEN NEW SPEAKER IS INSTALLED. AFTER ACCEPTANCE OF NEW SPEAKER SYSTEM EXISTING SPEAKER, MOUNTING HARDWARE, CABLING, AND UNUSED RACEWAY SHALL BE DEMOLISHED BACK TO SOURCE.
2	EXISTING MULTI-SYSTEMS AND PAGING JUNCTION BOX TO REMAIN; PROVIDE NEW LABELING REMOVING ALL REFERENCES TO "PAGING" AND ANY MARKINGS INSIDE; DISCONNECT AND REMOVE EXISTING PA/MUSIC CABLING COMPLETE BACK TO SOURCE AND TO END-USE; PROVIDE LABELING INDENTIFYING SOURCE AND ENDPOINT ON EACH END OF PULL-CORD(S). SECURE PULL-CORDS AT ALL END POINTS.
3	EXISTING VA/LAN CABINET TO REMAIN.

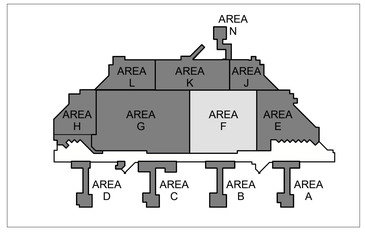

FULLY SPRINKLERED

100% BID DOCUMENTS

No.	REVISION DESCRIPTION	DATE

7/18/2025 17:10:00

VA FORM 08-6231

CONSULTANTS:

ARCHITECT
SPUR DESIGN
312 SW 25TH STREET
OKLAHOMA CITY, OK 73109
(405) 842-6100

MECH / ELEC / PLUMB / TELECOM
SPUR DESIGN
2519 MADISON AVE., STE 100
KANSAS CITY, MO 64108
(913) 369-7200

FIRE PROTECTION ENGINEER
RATED ENGINEERING
609 S. KELLY AVENUE, STE H2
EDMOND, OK 73003
(405) 210-5814

INDUSTRIAL HYGENIST
RIVERFRONT SAFETY & HEALTH
11140 S TOWNE SQUARE, STE 100
ST. LOUIS, MO 63123
(314) 917-0148

PHYSICAL SECURITY
FORCE PROTECT
10901 FRONT BEACH RD, UNIT 1415
PANAMA CITY BEACH, FL 32407
(502) 836-4232

ENGINEER: H2B #: 23-133

H2B, INC.
1225 NORTH LOOP WEST, # 800
HOUSTON, TEXAS 77008
(713) 864-2900

TEXAS FIRM REGISTRATION #: 8856

STAMP:
REGISTERED COMMUNICATIONS DISTRIBUTION DESIGNER
Bicsi
KRISTOPHER G HETLAGE
BICSI ID # 329601
EXPIRES 12-31-27
RCDD
7/16/25

Drawing Title
TELECOMMUNICATIONS DEMOLITION PLANS - BUILDING 100 - BASEMENT LEVEL - AREA F

VA Health Care System Approval:

Project Title
REPLACE/UPGRADE CAMPUS OVERHEAD PAGING SYSTEM

Location: MICHAEL E. DEBAKEY VAMC, 2002 HOLCOMBE BLVD, HOUSTON, TX 77030

Date: **07/21/2025** | Checked: KGH | Drawn: MDT

Project Number: **580-25-101**

Building Number:

Drawing Number
TND206
Drawing # 50 OF 231

Veterans Health Administration

U.S. Department of Veterans Affairs

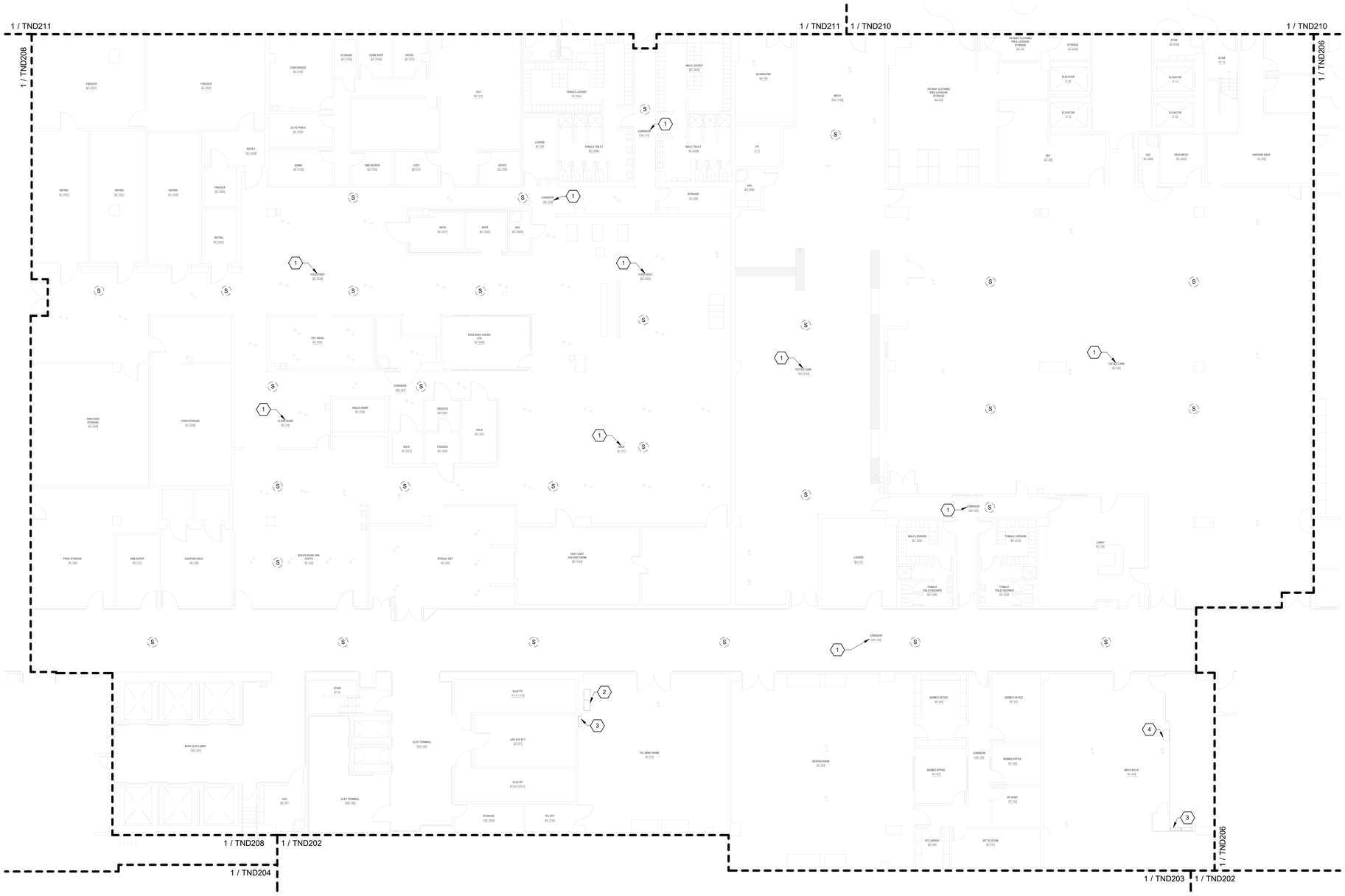

TELECOMMUNICATIONS GENERAL DEMOLIITON NOTES

A. DRAWING IS DIAGRAMMATIC IN NATURE AND IS NOT TO BE CONSTRUED AS ALL INCLUSIVE; FIELD VERIFY EXISTING CONDITIONS AND ADJUST WORK AS REQUIRED TO EXECUTE SPECIFIED WORK.

B. EXISTING CONDITIONS INDICATED ARE BASED ON GENERAL FIELD NOTES AND HISTORICAL DATA AND DOCUMENTATION AND ARE FOR REFERENCE PURPOSES ONLY TO DEFINE SCOPE OF WORK; FIELD VERIFY ALL CONDITIONS.

C. THIS SITE IS AN ACTIVE WORKING ENVIRONMENT; SYSTEMS SHALL NOT BE SHUTDOWN WITHOUT WRITTEN AUTHORIZATION; ALL REQUESTS SHALL BE SUBMITTED IN WRITING A MINIMUM OF TEN (10) WORKING-DAYS PRIOR TO PROPOSED ACTIVITY DATE OR NEED UNLESS DIRECTED OTHERWISE.

D. SEE T-001 TELECOMMUNICATIONS COVER SHEET FOR SYMBOLS DEFINITION:
1. SYMBOLS GRAYED/ HALFTONE: INDICATED FOR REFERENCE AND/OR INDICATING EXISTING UNLESS SPECIFICALLY NOTED OTHERWISE.
2. SYMBOLS DASHED OR SPECIFICALLY KEYED NOTED: INDICATES DEMOLITION WORK.

E. LOCATE EXISTING COMMUNICATIONS CABLE AND PATHWAYS THAT MAY BE AFFECTED BY DEMOLITION AND CONSTRUCTION PRIOR TO DEMOLITION, INCLUDING BUT NOT LIMITED TO SYSTEMS PATHWAYS AND SERVICE ENTRANCES.

F. VERIFY ACTUAL QUANTITIES AND LOCATIONS OF EXISTING EQUIPMENT TO BE DEMOLISHED WITH THE OWNER AND GENERAL CONTRACTOR PRIOR TO COMMENCEMENT OF DEMOLITION WORK.

G. PROVIDE PATCHING, PAINTING OR OTHER WORK.NECESSARY TO REPAIR DAMAGE TO WALLS, CEILINGS, OR SIMILAR CAUSED BY THE DEMOLITION OF THE SYSTEM. COORDINATE REPAIR WORK WITH GENERAL CONTRACTOR AND OWNER.

H. PENETRATIONS IN FIRE RATED ASSEMBLIES RESULTING FROM THE REMOVAL OF EQUIPMENT, PATHWAYS, CABLING, OR OTHER EQUIPMENT SHALL BE FIRE STOPPED PER THE LATEST EDITION OF THE UL FIRE RESISTANCE DIRECTORY.

I. REFER TO ARCHITECTURAL PLANS FOR MORE INFORMATION REGARDING THE SCOPE OF DEMOLITION WORK.

J. DEMOLITION WORK INCLUDES REMOVAL OF OVERHEAD PA SYSTEM DEVICES, AND INFRASTRUCTURE INCLUDING EQUIPMENT MOUNTING, BACKBOXES, CABLING, PATHWAYS, HANGARS, AND OTHER SUPPORTS.

K. THE OWNER CLAIMS FIRST RIGHT OF REFUSAL FOR EXISTING EQUIPMENT. COORDINATE SALVAGE REQUIREMENTS WITH THE OWNER PRIOR TO DEMOLITION. IDENTIFY, TAG, AND CAREFULLY DECOMMISSION EQUIPMENT TO BE SALVAGED FOR THE OWNER. EQUIPMENT NOT WANTED BY THE OWNER SHALL BE REMOVED FROM THE SITE AT THE CONTRACTOR'S EXPENSE.

L. PROVIDE BLANK COVER PLATES MATCHING THE SURROUNDING SURFACES ON ALL BACKBOXES TO REMAIN IN PLACE.

M. A COMPLETELY NEW SYSTEM SHALL BE PROVIDED THROUGH THE VAMC CAMPUS. SEE SHEETS TN101 THROUGH TN420 FOR THE NEW SYSTEM DESIGN.

TELECOMMUNICATIONS KEYNOTES

#	
1	EXISTING SPEAKER(S) INDICATED IN THIS AREA SHALL BE REPLACED WITH NEW IP-BASED PAGING SYSTEM. EXISTING SPEAKER TO REMAIN FUNCTIONAL UNTIL NEW IP-BASED PAGING SYSTEM HAS BEEN INSTALLED, TESTED, AND APPROVED. WHERE NEW SPEAKERS WILL BE INSTALLED IN SAME PLACE AS EXISTING, TEMPORARILY MOUNT EXISTING SPEAKER WHEN NEW SPEAKER IS INSTALLED. AFTER ACCEPTANCE OF NEW SPEAKER SYSTEM EXISTING SPEAKER, MOUNTING HARDWARE, CABLING, AND UNUSED RACEWAY SHALL BE DEMOLISHED BACK TO SOURCE.
2	EXISTING PA SYSTEM HEAD-END CABINETS; DISCONNECT AND REMOVE COMPLETE INCLUDING BUT NOT LIMITED TO ALL CABLING, POWER CIRCUITS, AMPLIFIERS, MIXERS, SWITCHERS, EQUALIZERS, ETC. VA WILL RETAIN THE FIRST RIGHT OF REFUSAL ON ALL EXISTING EQUIPMENT, HARDWARE, AND CABLING REMOVED; COORDINATE DISPOSAL AND/OR STORAGE LOCATION WITH VAMC SYSTEM TO REMAIN IN PLACE UNTIL NEW SYSTEM IS INSTALLED, TESTED, AND APPROVED. DO NOT REMOVE UNTIL FINAL APPROVAL FOR NEW SYSTEM IS RECEIVED.
3	EXISTING R.E.D./PAGING JUNCTION BOX TO REMAIN; PROVIDE NEW LABELING REMOVING ALL REFERENCES TO "PAGING" AND ANY MARKINGS INSIDE; DISCONNECT AND REMOVE EXISTING PA/MUSIC CABLING COMPLETE BACK TO SOURCE AND TO END-USE; PROVIDE LABELING INDENTIFYING SOURCE AND ENDPOINT ON EACH END OF PULL-CORD(S). SECURE PULL-CORDS AT ALL END POINTS.
4	EXISTING VA/LAN CABINET TO REMAIN.

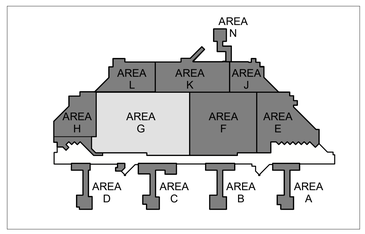

N

1 BLDG 100 - TELECOMMUNICATIONS DEMOLITION PLAN - BASEMENT LEVEL - AREA G
3/32" = 1'-0"

FULLY SPRINKLERED

100% BID DOCUMENTS

No.	REVISION DESCRIPTION	DATE

CONSULTANTS:

ARCHITECT
SPUR DESIGN
312 SW 25TH STREET
OKLAHOMA CITY, OK 73109
(405) 842-6100

MECH / ELEC / PLUMB / TELECOM
SPUR DESIGN
2519 MADISON AVE., STE 100
KANSAS CITY, MO 64108
(913) 369-7200

FIRE PROTECTION ENGINEER
RATED ENGINEERING
609 S. KELLY AVENUE, STE H2
EDMOND, OK 73003
(405) 210-5814

INDUSTRIAL HYGENIST
RIVERFRONT SAFETY & HEALTH
11140 S TOWNE SQUARE, STE 100
ST. LOUIS, MO 63123
(314) 917-0148

PHYSICAL SECURITY
FORCE PROTECT
10901 FRONT BEACH RD, UNIT 1415
PANAMA CITY BEACH, FL 32407
(502) 836-4232

ENGINEER: H2B #: 23-133

H2B, INC.
1225 NORTH LOOP WEST, # 800
HOUSTON, TEXAS 77008
(713) 864-2900

TEXAS FIRM REGISTRATION #: 8856

STAMP:
REGISTERED COMMUNICATIONS DISTRIBUTION DESIGNER
BICSI
KRISTOPHER G HETLAGE
BICSI ID # 328601
EXPIRES 12-31-27
RCDD
7/18/25

Drawing Title
TELECOMMUNICATIONS DEMOLITION PLANS - BUILDING 100 - BASEMENT LEVEL - AREA G

VA Health Care System Approval:

Project Title
REPLACE/UPGRADE CAMPUS OVERHEAD PAGING SYSTEM

Location MICHAEL E. DEBAKEY VAMC
2002 HOLCOMBE BLVD
HOUSTON, TX 77030

Date	Checked	Drawn
07/21/2025	KGH	MDT

Project Number **580-25-101**

Building Number 100

Drawing Number
TND207
Drawing # 51 OF 231

Veterans Health Administration

VA U.S. Department of Veterans Affairs

7/18/2025 17:10:05

VA FORM 08-6231

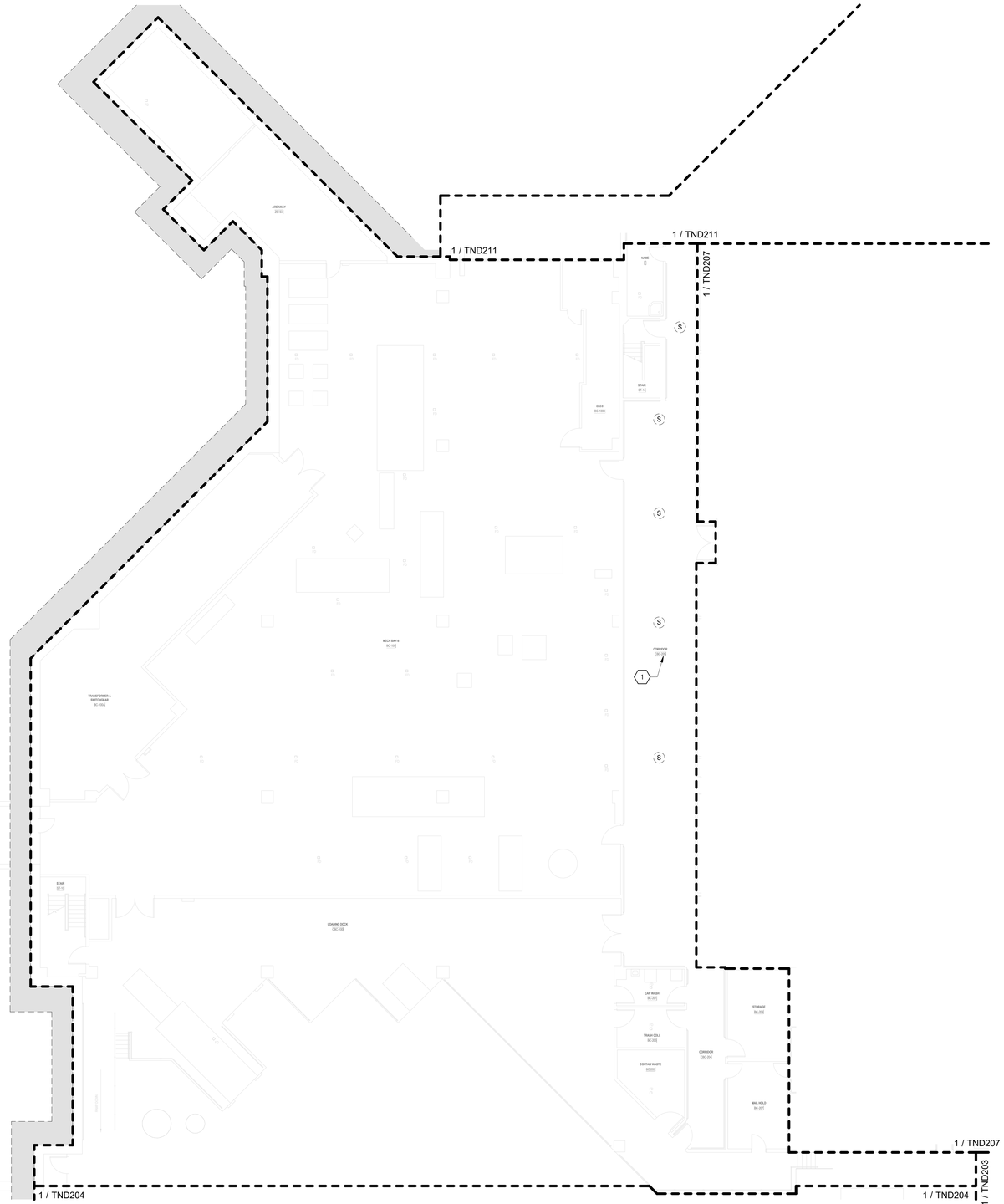

TELECOMMUNICATIONS GENERAL DEMOLIITON NOTES

A. DRAWING IS DIAGRAMMATIC IN NATURE AND IS NOT TO BE CONSTRUED AS ALL INCLUSIVE; FIELD VERIFY EXISTING CONDITIONS AND ADJUST WORK AS REQUIRED TO EXECUTE SPECIFIED WORK.

B. EXISTING CONDITIONS INDICATED ARE BASED ON GENERAL FIELD NOTES AND HISTORICAL DATA AND DOCUMENTATION AND ARE FOR REFERENCE PURPOSES ONLY TO DEFINE SCOPE OF WORK; FIELD VERIFY ALL CONDITIONS.

C. THIS SITE IS AN ACTIVE WORKING ENVIRONMENT; SYSTEMS SHALL NOT BE SHUTDOWN WITHOUT WRITTEN AUTHORIZATION; ALL REQUESTS SHALL BE SUBMITTED IN WRITING A MINIMUM OF TEN (10) WORKING-DAYS PRIOR TO PROPOSED ACTIVITY DATE OR NEED UNLESS DIRECTED OTHERWISE.

D. SEE T-001 TELECOMMUNICATIONS COVER SHEET FOR SYMBOLS DEFINITION:
1. SYMBOLS GRAYED/ HALFTONE: INDICATED FOR REFERENCE AND/OR INDICATING EXISTING UNLESS SPECIFICALLY NOTED OTHERWISE.
2. SYMBOLS DASHED OR SPECIFICALLY KEYED NOTED: INDICATES DEMOLITION WORK.

E. LOCATE EXISTING COMMUNICATIONS CABLE AND PATHWAYS THAT MAY BE AFFECTED BY DEMOLITION AND CONSTRUCTION PRIOR TO DEMOLITION, INCLUDING BUT NOT LIMITED TO SYSTEMS PATHWAYS AND SERVICE ENTRANCES.

F. VERIFY ACTUAL QUANTITIES AND LOCATIONS OF EXISTING EQUIPMENT TO BE DEMOLISHED WITH THE OWNER AND GENERAL CONTRACTOR PRIOR TO COMMENCEMENT OF DEMOLITION WORK.

G. PROVIDE PATCHING, PAINTING OR OTHER WORK NECESSARY TO REPAIR DAMAGE TO WALLS, CEILINGS, OR SIMILAR CAUSED BY THE DEMOLITION OF THE SYSTEM. COORDINATE REPAIR WORK WITH GENERAL CONTRACTOR AND OWNER.

H. PENETRATIONS IN FIRE RATED ASSEMBLIES RESULTING FROM THE REMOVAL OF EQUIPMENT, PATHWAYS, CABLING, OR OTHER EQUIPMENT SHALL BE FIRE STOPPED PER THE LATEST EDITION OF THE UL FIRE RESISTANCE DIRECTORY.

I. REFER TO ARCHITECTURAL PLANS FOR MORE INFORMATION REGARDING THE SCOPE OF DEMOLITION WORK.

J. DEMOLITION WORK INCLUDES REMOVAL OF OVERHEAD PA SYSTEM DEVICES, AND INFRASTRUCTURE INCLUDING EQUIPMENT MOUNTING, BACKBOXES, CABLING, PATHWAYS, HANGARS, AND OTHER SUPPORTS.

K. THE OWNER CLAIMS FIRST RIGHT OF REFUSAL FOR EXISTING EQUIPMENT. COORDINATE SALVAGE REQUIREMENTS WITH THE OWNER PRIOR TO DEMOLITION. IDENTIFY, TAG, AND CAREFULLY DECOMMISSION EQUIPMENT TO BE SALVAGED FOR THE OWNER. EQUIPMENT NOT WANTED BY THE OWNER SHALL BE REMOVED FROM THE SITE AT THE CONTRACTOR'S EXPENSE.

L. PROVIDE BLANK COVER PLATES MATCHING THE SURROUNDING SURFACES ON ALL BACKBOXES TO REMAIN IN PLACE.

M. A COMPLETELY NEW SYSTEM SHALL BE PROVIDED THROUGH THE VAMC CAMPUS. SEE SHEETS TN101 THROUGH TN420 FOR THE NEW SYSTEM DESIGN.

TELECOMMUNICATIONS KEYNOTES

#	
1	EXISTING SPEAKER(S) INDICATED IN THIS AREA SHALL BE REPLACED WITH NEW IP-BASED PAGING SYSTEM. EXISTING SPEAKER TO REMAIN FUNCTIONAL UNTIL NEW IP-BASED SPEAKER SYSTEM HAS BEEN INSTALLED, TESTED, AND APPROVED. WHERE NEW SPEAKERS WILL BE INSTALLED IN SAME PLACE AS EXISTING, TEMPORARILY MOUNT EXISTING SPEAKER WHEN NEW SPEAKER IS INSTALLED. AFTER ACCEPTANCE OF NEW SPEAKER SYSTEM EXISTING SPEAKER, MOUNTING HARDWARE, CABLING, AND UNUSED RACEWAY SHALL BE DEMOLISHED BACK TO SOURCE.

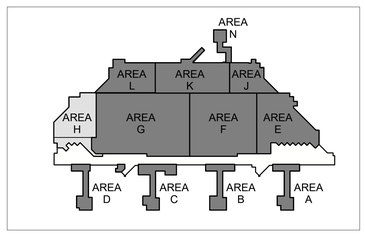

N

1 BLDG 100 - TELECOMMUNICATIONS DEMOLITION PLAN - BASEMENT LEVEL - AREA H
3/32" = 1'-0"

FULLY SPRINKLERED

100% BID DOCUMENTS

No.	REVISION DESCRIPTION	DATE

7/18/2025 17:10:09

CONSULTANTS:

ARCHITECT
SPUR DESIGN
312 SW 25TH STREET
OKLAHOMA CITY, OK 73109
(405) 842-6100

MECH / ELEC / PLUMB / TELECOM
SPUR DESIGN
2519 MADISON AVE., STE 100
KANSAS CITY, MO 64108
(913) 369-7200

FIRE PROTECTION ENGINEER
RATED ENGINEERING
609 S. KELLY AVENUE, STE H2
EDMOND, OK 73003
(405) 210-5814

INDUSTRIAL HYGENIST
RIVERFRONT SAFETY & HEALTH
11140 S TOWNE SQUARE, STE 100
ST. LOUIS, MO 63123
(314) 917-0148

PHYSICAL SECURITY
FORCE PROTECT
10901 FRONT BEACH RD, UNIT 1415
PANAMA CITY BEACH, FL 32407
(502) 836-4232

ENGINEER: H2B #: 23-133

H2B

H2B, INC.
1225 NORTH LOOP WEST, # 800
HOUSTON, TEXAS 77008
(713) 864-2900

TEXAS FIRM REGISTRATION #: 8856

STAMP:
REGISTERED COMMUNICATIONS DISTRIBUTION DESIGNER
BICSI
KRISTOPHER G HETLAGE
BICSI ID # 328601
EXPIRES 12-31-27
RCDD
9/4/25

Drawing Title
TELECOMMUNICATIONS DEMOLITION PLANS - BUILDING 100 - BASEMENT LEVEL - AREA H

VA Health Care System Approval:

Project Title
REPLACE/UPGRADE CAMPUS OVERHEAD PAGING SYSTEM

Location MICHAEL E. DEBAKEY VAMC
2002 HOLCOMBE BLVD
HOUSTON, TX 77030

Date	Checked	Drawn
07/21/2025	KGH	MDT

Project Number
580-25-101

Building Number

Drawing Number
TND208
Drawing # 52 OF 231

Veterans Health Administration

VA U.S. Department of Veterans Affairs

VA FORM 08-6231

TELECOMMUNICATIONS GENERAL DEMOLIITON NOTES

A. DRAWING IS DIAGRAMMATIC IN NATURE AND IS NOT TO BE CONSTRUED AS ALL INCLUSIVE; FIELD VERIFY EXISTING CONDITIONS AND ADJUST WORK AS REQUIRED TO EXECUTE SPECIFIED WORK.

B. EXISTING CONDITIONS INDICATED ARE BASED ON GENERAL FIELD NOTES AND HISTORICAL DATA AND DOCUMENTATION AND ARE FOR REFERENCE PURPOSES ONLY TO DEFINE SCOPE OF WORK; FIELD VERIFY ALL CONDITIONS.

C. THIS SITE IS AN ACTIVE WORKING ENVIRONMENT; SYSTEMS SHALL NOT BE SHUTDOWN WITHOUT WRITTEN AUTHORIZATION; ALL REQUESTS SHALL BE SUBMITTED IN WRITING A MINIMUM OF TEN (10) WORKING-DAYS PRIOR TO PROPOSED ACTIVITY DATE OR NEED UNLESS DIRECTED OTHERWISE.

D. SEE T-001 TELECOMMUNICATIONS COVER SHEET FOR SYMBOLS DEFINITION:
1. SYMBOLS GRAYED/ HALFTONE: INDICATED FOR REFERENCE AND/OR INDICATING EXISTING UNLESS SPECIFICALLY NOTED OTHERWISE.
2. SYMBOLS DASHED OR SPECIFICALLY KEYED NOTED. INDICATES DEMOLITION WORK.

E. LOCATE EXISTING COMMUNICATIONS CABLE AND PATHWAYS THAT MAY BE AFFECTED BY DEMOLITION AND CONSTRUCTION PRIOR TO DEMOLITION, INCLUDING BUT NOT LIMITED TO SYSTEMS PATHWAYS AND SERVICE ENTRANCES.

F. VERIFY ACTUAL QUANTITIES AND LOCATIONS OF EXISTING EQUIPMENT TO BE DEMOLISHED WITH THE OWNER AND GENERAL CONTRACTOR PRIOR TO COMMENCEMENT OF DEMOLITION WORK.

G. PROVIDE PATCHING, PAINTING OR OTHER WORK NECESSARY TO REPAIR DAMAGE TO WALLS, CEILINGS, OR SIMILAR CAUSED BY THE DEMOLITION OF THE SYSTEM. COORDINATE REPAIR WORK WITH GENERAL CONTRACTOR AND OWNER.

H. PENETRATIONS IN FIRE RATED ASSEMBLIES RESULTING FROM THE REMOVAL OF EQUIPMENT, PATHWAYS, CABLING, OR OTHER EQUIPMENT SHALL BE FIRE STOPPED PER THE LATEST EDITION OF THE UL FIRE RESISTANCE DIRECTORY.

I. REFER TO ARCHITECTURAL PLANS FOR MORE INFORMATION REGARDING THE SCOPE OF DEMOLITION WORK.

J. DEMOLITION WORK INCLUDES REMOVAL OF OVERHEAD PA SYSTEM DEVICES, AND INFRASTRUCTURE INCLUDING EQUIPMENT MOUNTING, BACKBOXES, CABLING, PATHWAYS, HANGARS, AND OTHER SUPPORTS.

K. THE OWNER CLAIMS FIRST RIGHT OF REFUSAL FOR EXISTING EQUIPMENT. COORDINATE SALVAGE REQUIREMENTS WITH THE OWNER PRIOR TO DEMOLITION. IDENTIFY, TAG, AND CAREFULLY DECOMMISSION EQUIPMENT TO BE SALVAGED FOR THE OWNER. EQUIPMENT NOT WANTED BY THE OWNER SHALL BE REMOVED FROM THE SITE AT THE CONTRACTOR'S EXPENSE.

L. PROVIDE BLANK COVER PLATES MATCHING THE SURROUNDING SURFACES ON ALL BACKBOXES TO REMAIN IN PLACE.

M. A COMPLETELY NEW SYSTEM SHALL BE PROVIDED THROUGH THE VAMC CAMPUS. SEE SHEETS TN101 THROUGH TN420 FOR THE NEW SYSTEM DESIGN.

TELECOMMUNICATIONS KEYNOTES

#	
1	EXISTING SPEAKER(S) INDICATED IN THIS AREA SHALL BE REPLACED WITH NEW IP-BASED PAGING SYSTEM. EXISTING SPEAKER TO REMAIN FUNCTIONAL UNTIL NEW IP-BASED SPEAKER SYSTEM HAS BEEN INSTALLED, TESTED, AND APPROVED. WHERE NEW SPEAKERS WILL BE INSTALLED IN SAME PLACE AS EXISTING, TEMPORARILY MOUNT EXISTING SPEAKER WHEN NEW SPEAKER IS INSTALLED. AFTER ACCEPTANCE OF NEW SPEAKER SYSTEM EXISTING SPEAKER, MOUNTING HARDWARE, CABLING, AND UNUSED RACEWAY SHALL BE DEMOLISHED BACK TO SOURCE.
2	EXISTING R.E.D./PAGING JUNCTION BOX TO REMAIN; PROVIDE NEW LABELING REMOVING ALL REFERENCES TO "PAGING" AND ANY MARKINGS INSIDE; DISCONNECT AND REMOVE EXISTING PA/MUSIC CABLING COMPLETE BACK TO SOURCE AND TO END-USE; PROVIDE LABELING INDENTIFYING SOURCE AND ENDPOINT ON EACH END OF PULL-CORD(S). SECURE PULL-CORDS AT ALL END POINTS.
3	EXISTING VA/LAN CABINET TO REMAIN.

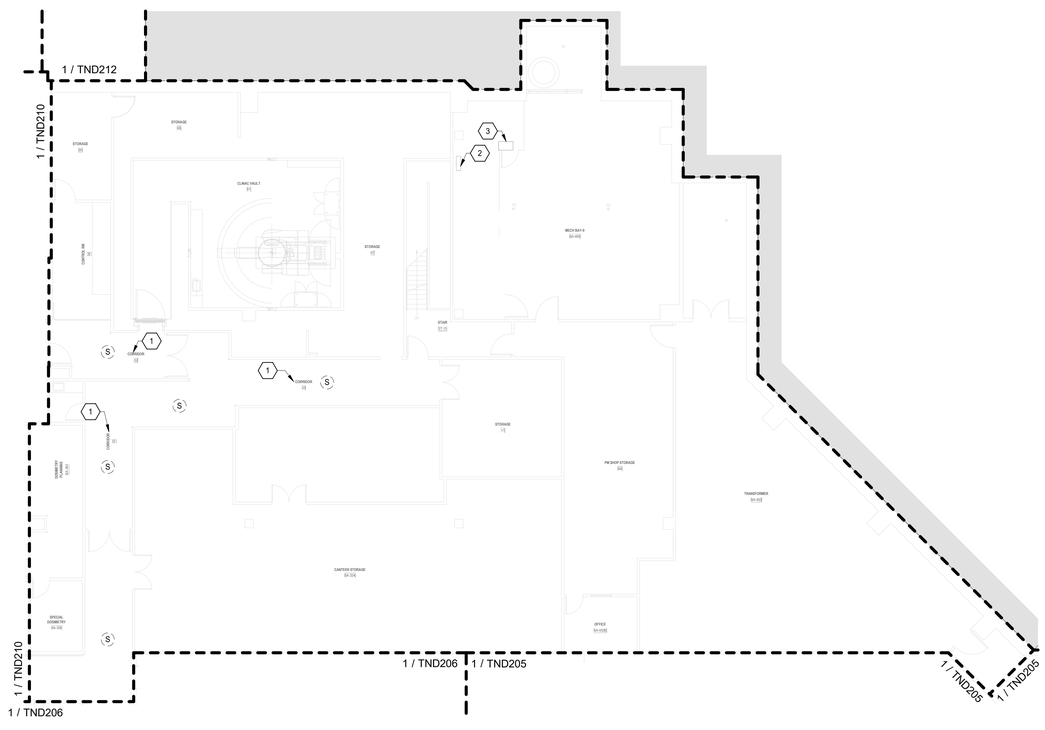

1 BLDG 100 - TELECOMMUNICATIONS DEMOLITION PLAN - BASEMENT LEVEL - AREA J
3/32" = 1'-0"

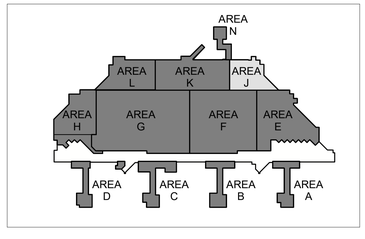

FULLY SPRINKLERED

100% BID DOCUMENTS

No.	REVISION DESCRIPTION	DATE

CONSULTANTS:

ARCHITECT
SPUR DESIGN
312 SW 25TH STREET
OKLAHOMA CITY, OK 73109
(405) 842-6100

MECH / ELEC / PLUMB / TELECOM
SPUR DESIGN
2519 MADISON AVE., STE 100
KANSAS CITY, MO 64108
(913) 369-7200

FIRE PROTECTION ENGINEER
RATED ENGINEERING
609 S. KELLY AVENUE, STE H2
EDMOND, OK 73003
(405) 210-5814

INDUSTRIAL HYGENIST
RIVERFRONT SAFETY & HEALTH
11140 S TOWNE SQUARE, STE 100
ST. LOUIS, MO 63123
(314) 917-0148

PHYSICAL SECURITY
FORCE PROTECT
10901 FRONT BEACH RD, UNIT 1415
PANAMA CITY BEACH, FL 32407
(502) 836-4232

ENGINEER: H2B #: 23-133

H2B, INC.
1225 NORTH LOOP WEST, # 800
HOUSTON, TEXAS 77008
(713) 864-2900

TEXAS FIRM REGISTRATION #: 8856

STAMP:
REGISTERED COMMUNICATIONS DISTRIBUTION DESIGNER
Bicsi
KRISTOPHER G HETLAGE
BICSI ID # 329601
EXPIRES 12-31-27
RCDD
7/18/25

Drawing Title
TELECOMMUNICATIONS DEMOLITION PLANS - BUILDING 100 - BASEMENT LEVEL - AREA J

VA Health Care System Approval:

Project Title
REPLACE/UPGRADE CAMPUS OVERHEAD PAGING SYSTEM

Location MICHAEL E. DEBAKEY VAMC
2002 HOLCOMBE BLVD
HOUSTON, TX 77030

Date **07/21/2025** | Checked KGH | Drawn MDT

Project Number **580-25-101**

Building Number

Drawing Number
TND209
Drawing # 53 OF 231

Veterans Health Administration

U.S. Department of Veterans Affairs

7/18/2025 17:10:12

VA FORM 08-6231

TELECOMMUNICATIONS GENERAL DEMOLIITON NOTES

A. DRAWING IS DIAGRAMMATIC IN NATURE AND IS NOT TO BE CONSTRUED AS ALL INCLUSIVE; FIELD VERIFY EXISTING CONDITIONS AND ADJUST WORK AS REQUIRED TO EXECUTE SPECIFIED WORK.

B. EXISTING CONDITIONS INDICATED ARE BASED ON GENERAL FIELD NOTES AND HISTORICAL DATA AND DOCUMENTATION AND ARE FOR REFERENCE PURPOSES ONLY TO DEFINE SCOPE OF WORK; FIELD VERIFY ALL CONDITIONS.

C. THIS SITE IS AN ACTIVE WORKING ENVIRONMENT; SYSTEMS SHALL NOT BE SHUTDOWN WITHOUT WRITTEN AUTHORIZATION; ALL REQUESTS SHALL BE SUBMITTED IN WRITING A MINIMUM OF TEN (10) WORKING-DAYS PRIOR TO PROPOSED ACTIVITY DATE OR NEED UNLESS DIRECTED OTHERWISE.

D. SEE T-001 TELECOMMUNICATIONS COVER SHEET FOR SYMBOLS DEFINITION:
1. SYMBOLS GRAYED/ HALFTONE: INDICATED FOR REFERENCE AND/OR INDICATING EXISTING UNLESS SPECIFICALLY NOTED OTHERWISE.
2. SYMBOLS DASHED OR SPECIFICALLY KEYED NOTED. INDICATES DEMOLITION WORK.

E. LOCATE EXISTING COMMUNICATIONS CABLE AND PATHWAYS THAT MAY BE AFFECTED BY DEMOLITION AND CONSTRUCTION PRIOR TO DEMOLITION, INCLUDING BUT NOT LIMITED TO SYSTEMS PATHWAYS AND SERVICE ENTRANCES.

F. VERIFY ACTUAL QUANTITIES AND LOCATIONS OF EXISTING EQUIPMENT TO BE DEMOLISHED WITH THE OWNER AND GENERAL CONTRACTOR PRIOR TO COMMENCEMENT OF DEMOLITION WORK.

G. PROVIDE PATCHING, PAINTING OR OTHER WORK NECESSARY TO REPAIR DAMAGE TO WALLS, CEILINGS, OR SIMILAR CAUSED BY THE DEMOLITION OF THE SYSTEM. COORDINATE REPAIR WORK WITH GENERAL CONTRACTOR AND OWNER.

H. PENETRATIONS IN FIRE RATED ASSEMBLIES RESULTING FROM THE REMOVAL OF EQUIPMENT, PATHWAYS, CABLING, OR OTHER EQUIPMENT SHALL BE FIRE STOPPED PER THE LATEST EDITION OF THE UL FIRE RESISTANCE DIRECTORY.

I. REFER TO ARCHITECTURAL PLANS FOR MORE INFORMATION REGARDING THE SCOPE OF DEMOLITION WORK.

J. DEMOLITION WORK INCLUDES REMOVAL OF OVERHEAD PA SYSTEM DEVICES, AND INFRASTRUCTURE INCLUDING EQUIPMENT MOUNTING, BACKBOXES, CABLING, PATHWAYS, HANGARS, AND OTHER SUPPORTS.

K. THE OWNER CLAIMS FIRST RIGHT OF REFUSAL FOR EXISTING EQUIPMENT. COORDINATE SALVAGE REQUIREMENTS WITH THE OWNER PRIOR TO DEMOLITION. IDENTIFY, TAG, AND CAREFULLY DECOMMISSION EQUIPMENT TO BE SALVAGED FOR THE OWNER. EQUIPMENT NOT WANTED BY THE OWNER SHALL BE REMOVED FROM THE SITE AT THE CONTRACTOR'S EXPENSE.

L. PROVIDE BLANK COVER PLATES MATCHING THE SURROUNDING SURFACES ON ALL BACKBOXES TO REMAIN IN PLACE.

M. A COMPLETELY NEW SYSTEM SHALL BE PROVIDED THROUGH THE VAMC CAMPUS. SEE SHEETS TN101 THROUGH TN420 FOR THE NEW SYSTEM DESIGN.

TELECOMMUNICATIONS KEYNOTES

#	
1	EXISTING SPEAKER(S) INDICATED IN THIS AREA SHALL BE REPLACED WITH NEW IP-BASED PAGING SYSTEM. EXISTING SPEAKER TO REMAIN FUNCTIONAL UNTIL NEW IP-BASED SPEAKER SYSTEM HAS BEEN INSTALLED, TESTED, AND APPROVED. WHERE NEW SPEAKERS WILL BE INSTALLED IN SAME PLACE AS EXISTING, TEMPORARILY MOUNT EXISTING SPEAKER WHEN NEW SPEAKER IS INSTALLED. AFTER ACCEPTANCE OF NEW SPEAKER SYSTEM EXISTING SPEAKER, MOUNTING HARDWARE, CABLING, AND UNUSED RACEWAY SHALL BE DEMOLISHED BACK TO SOURCE.

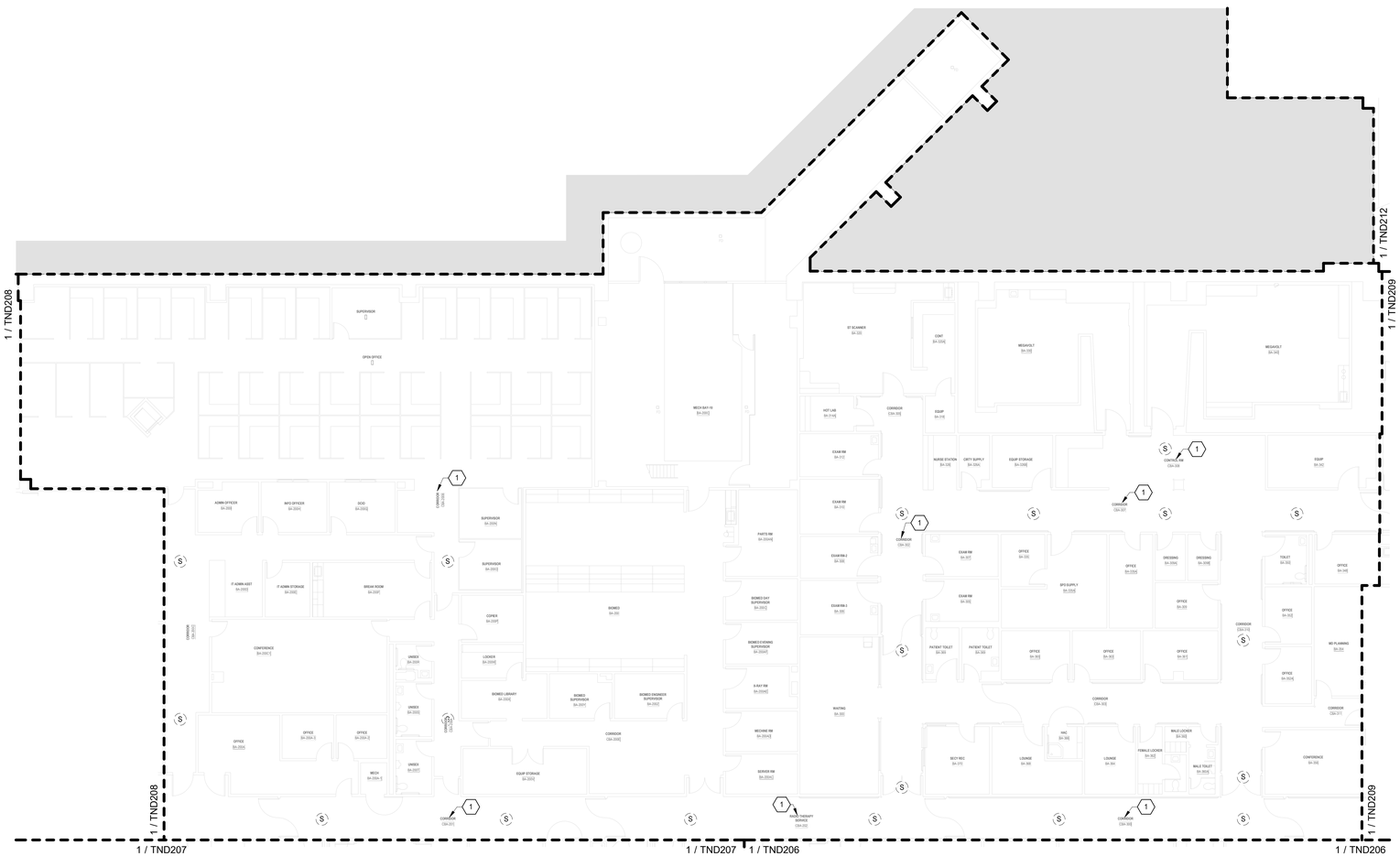

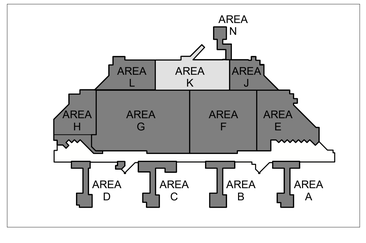

N

1 BLDG 100 - TELECOMMUNICATIONS DEMOLITION PLAN - BASEMENT LEVEL - AREA K
3/32" = 1'-0"

FULLY SPRINKLERED

100% BID DOCUMENTS

No.	REVISION DESCRIPTION	DATE

7/18/2025 17:10:17

CONSULTANTS:

ARCHITECT
SPUR DESIGN
312 SW 25TH STREET
OKLAHOMA CITY, OK 73109
(405) 842-6100

MECH / ELEC / PLUMB / TELECOM
SPUR DESIGN
2519 MADISON AVE., STE 100
KANSAS CITY, MO 64108
(913) 369-7200

FIRE PROTECTION ENGINEER
RATED ENGINEERING
609 S. KELLY AVENUE, STE H2
EDMOND, OK 73003
(405) 210-5814

INDUSTRIAL HYGENIST
RIVERFRONT SAFETY & HEALTH
11140 S TOWNE SQUARE, STE 100
ST. LOUIS, MO 63123
(314) 917-0148

PHYSICAL SECURITY
FORCE PROTECT
10901 FRONT BEACH RD, UNIT 1415
PANAMA CITY BEACH, FL 32407
(502) 836-4232

ENGINEER: H2B #: 23-133

H2B

H2B, INC.
1225 NORTH LOOP WEST, # 800
HOUSTON, TEXAS 77008
(713) 864-2900

TEXAS FIRM REGISTRATION #: 8856

STAMP:
REGISTERED COMMUNICATIONS DISTRIBUTION DESIGNER
Bicsi
KRISTOPHER G HETLAGE
BICSI ID # 328601
EXPIRES 12-31-27
RCDD
7/16/25

Drawing Title
TELECOMMUNICATIONS DEMOLITION PLANS - BUILDING 100 - BASEMENT LEVEL - AREA K

VA Health Care System Approval:

Project Title
REPLACE/UPGRADE CAMPUS OVERHEAD PAGING SYSTEM

Location MICHAEL E. DEBAKEY VAMC
2002 HOLCOMBE BLVD
HOUSTON, TX 77030

Date	Checked	Drawn
07/21/2025	KGH	MDT

Project Number **580-25-101**

Building Number

Drawing Number
TND210
Drawing # 54 OF 231

Veterans Health Administration

VA | U.S. Department of Veterans Affairs

VA FORM 08-6231

TELECOMMUNICATIONS GENERAL DEMOLIITON NOTES

A. DRAWING IS DIAGRAMMATIC IN NATURE AND IS NOT TO BE CONSTRUED AS ALL INCLUSIVE; FIELD VERIFY EXISTING CONDITIONS AND ADJUST WORK AS REQUIRED TO EXECUTE SPECIFIED WORK.

B. EXISTING CONDITIONS INDICATED ARE BASED ON GENERAL FIELD NOTES AND HISTORICAL DATA AND DOCUMENTATION AND ARE FOR REFERENCE PURPOSES ONLY TO DEFINE SCOPE OF WORK; FIELD VERIFY ALL CONDITIONS.

C. THIS SITE IS AN ACTIVE WORKING ENVIRONMENT; SYSTEMS SHALL NOT BE SHUTDOWN WITHOUT WRITTEN AUTHORIZATION; ALL REQUESTS SHALL BE SUBMITTED IN WRITING A MINIMUM OF TEN (10) WORKING-DAYS PRIOR TO PROPOSED ACTIVITY DATE OR NEED UNLESS DIRECTED OTHERWISE.

D. SEE T-001 TELECOMMUNICATIONS COVER SHEET FOR SYMBOLS DEFINITION:
1. SYMBOLS GRAYED/ HALFTONE: INDICATED FOR REFERENCE AND/OR INDICATING EXISTING UNLESS SPECIFICALLY NOTED OTHERWISE.
2. SYMBOLS DASHED OR SPECIFICALLY KEYED NOTED: INDICATES DEMOLITION WORK.

E. LOCATE EXISTING COMMUNICATIONS CABLE AND PATHWAYS THAT MAY BE AFFECTED BY DEMOLITION AND CONSTRUCTION PRIOR TO DEMOLITION, INCLUDING BUT NOT LIMITED TO SYSTEMS PATHWAYS AND SERVICE ENTRANCES.

F. VERIFY ACTUAL QUANTITIES AND LOCATIONS OF EXISTING EQUIPMENT TO BE DEMOLISHED WITH THE OWNER AND GENERAL CONTRACTOR PRIOR TO COMMENCEMENT OF DEMOLITION WORK.

G. PROVIDE PATCHING, PAINTING OR OTHER WORK NECESSARY TO REPAIR DAMAGE TO WALLS, CEILINGS, OR SIMILAR CAUSED BY THE DEMOLITION OF THE SYSTEM. COORDINATE REPAIR WORK WITH GENERAL CONTRACTOR AND OWNER.

H. PENETRATIONS IN FIRE RATED ASSEMBLIES RESULTING FROM THE REMOVAL OF EQUIPMENT, PATHWAYS, CABLING, OR OTHER EQUIPMENT SHALL BE FIRE STOPPED PER THE LATEST EDITION OF THE UL FIRE RESISTANCE DIRECTORY.

I. REFER TO ARCHITECTURAL PLANS FOR MORE INFORMATION REGARDING THE SCOPE OF DEMOLITION WORK.

J. DEMOLITION WORK INCLUDES REMOVAL OF OVERHEAD PA SYSTEM DEVICES, AND INFRASTRUCTURE INCLUDING EQUIPMENT MOUNTING, BACKBOXES, CABLING, PATHWAYS, HANGARS, AND OTHER SUPPORTS.

K. THE OWNER CLAIMS FIRST RIGHT OF REFUSAL FOR EXISTING EQUIPMENT. COORDINATE SALVAGE REQUIREMENTS WITH THE OWNER PRIOR TO DEMOLITION. IDENTIFY, TAG, AND CAREFULLY DECOMMISSION EQUIPMENT TO BE SALVAGED FOR THE OWNER. EQUIPMENT NOT WANTED BY THE OWNER SHALL BE REMOVED FROM THE SITE AT THE CONTRACTOR'S EXPENSE.

L. PROVIDE BLANK COVER PLATES MATCHING THE SURROUNDING SURFACES ON ALL BACKBOXES TO REMAIN IN PLACE.

M. A COMPLETELY NEW SYSTEM SHALL BE PROVIDED THROUGH THE VAMC CAMPUS. SEE SHEETS TN101 THROUGH TN420 FOR THE NEW SYSTEM DESIGN.

TELECOMMUNICATIONS KEYNOTES

#	
1	EXISTING SPEAKER(S) INDICATED IN THIS AREA SHALL BE REPLACED WITH NEW IP-BASED PAGING SYSTEM. EXISTING SPEAKER TO REMAIN FUNCTIONAL UNTIL NEW IP-BASED SPEAKER SYSTEM HAS BEEN INSTALLED, TESTED, AND APPROVED. WHERE NEW SPEAKERS WILL BE INSTALLED IN SAME PLACE AS EXISTING, TEMPORARILY MOUNT EXISTING SPEAKER WHEN NEW SPEAKER IS INSTALLED. AFTER ACCEPTANCE OF NEW SPEAKER SYSTEM EXISTING SPEAKER, MOUNTING HARDWARE, CABLING, AND UNUSED RACEWAY SHALL BE DEMOLISHED BACK TO SOURCE.

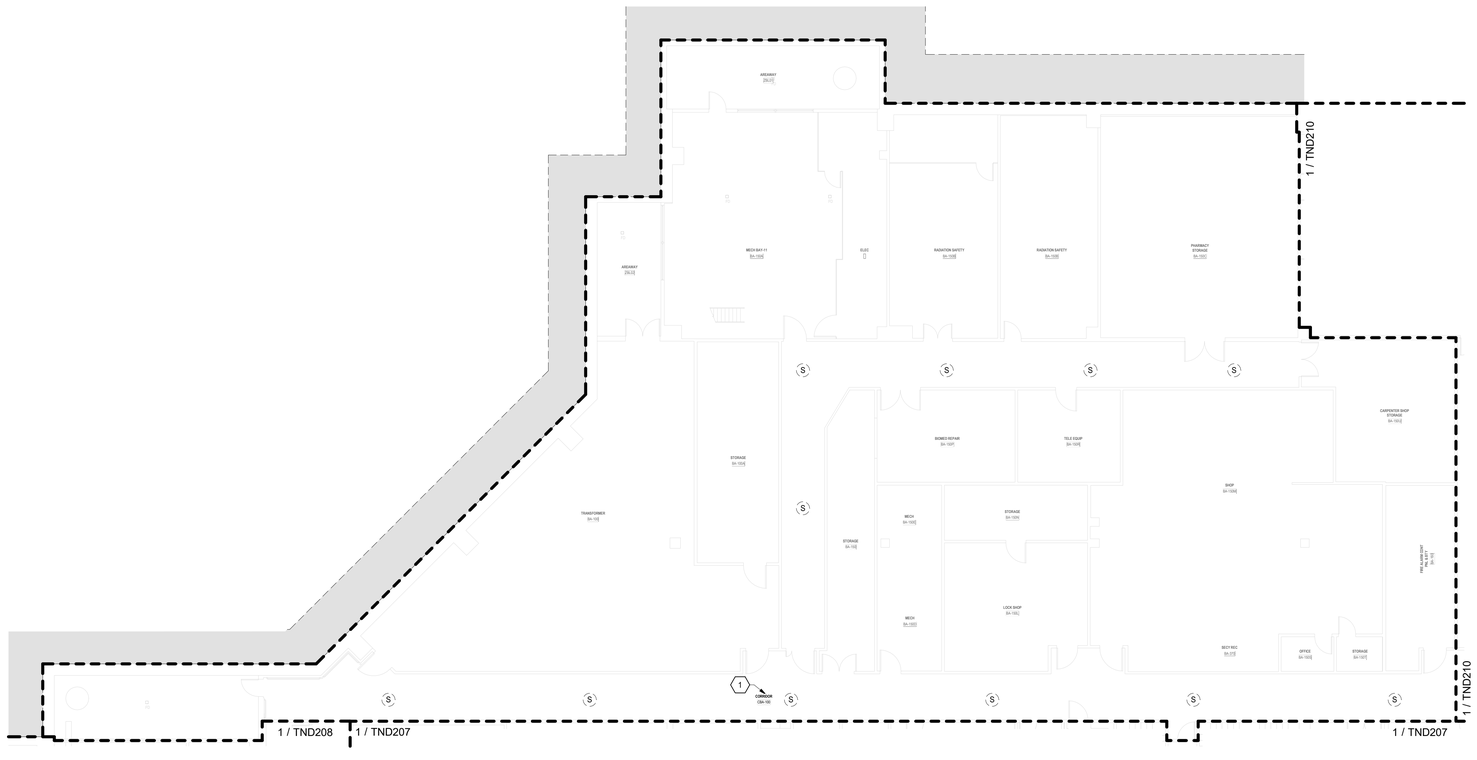

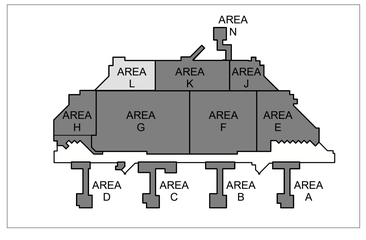

N

1 BLDG 100 - TELECOMMUNICATIONS DEMOLITION PLAN - BASEMENT LEVEL - AREA L
3/32" = 1'-0"

FULLY SPRINKLERED

100% BID DOCUMENTS

No.	REVISION DESCRIPTION	DATE

7/18/2025 17:10:21

CONSULTANTS:

ARCHITECT
SPUR DESIGN
312 SW 25TH STREET
OKLAHOMA CITY, OK 73109
(405) 842-6100

MECH / ELEC / PLUMB / TELECOM
SPUR DESIGN
2519 MADISON AVE., STE 100
KANSAS CITY, MO 64108
(913) 369-7200

FIRE PROTECTION ENGINEER
RATED ENGINEERING
609 S. KELLY AVENUE, STE H2
EDMOND, OK 73003
(405) 210-5814

INDUSTRIAL HYGENIST
RIVERFRONT SAFETY & HEALTH
11140 S TOWNE SQUARE, STE 100
ST. LOUIS, MO 63123
(314) 917-0148

PHYSICAL SECURITY
FORCE PROTECT
10901 FRONT BEACH RD, UNIT 1415
PANAMA CITY BEACH, FL 32407
(502) 836-4232

ENGINEER: H2B #: 23-133

H2B

H2B, INC.
1225 NORTH LOOP WEST, # 800
HOUSTON, TEXAS 77008
(713) 864-2900

TEXAS FIRM REGISTRATION #: 8856

STAMP:
REGISTERED COMMUNICATIONS DISTRIBUTION DESIGNER
Bicsi
KRISTOPHER G HETLAGE
BICSI ID # 329601
EXPIRES 12-31-27
RCDD
7/16/25

Drawing Title
TELECOMMUNICATIONS DEMOLITION PLANS - BUILDING 100 - BASEMENT LEVEL - AREA L

VA Health Care System Approval:

Project Title
REPLACE/UPGRADE CAMPUS OVERHEAD PAGING SYSTEM

Location MICHAEL E. DEBAKEY VAMC
2002 HOLCOMBE BLVD
HOUSTON, TX 77030

Date	Checked	Drawn
07/21/2025	KGH	MDT

Project Number
580-25-101

Building Number

Drawing Number
TND211
Drawing # 55 OF 231

Veterans Health Administration

VA U.S. Department of Veterans Affairs

VA FORM 08-6231

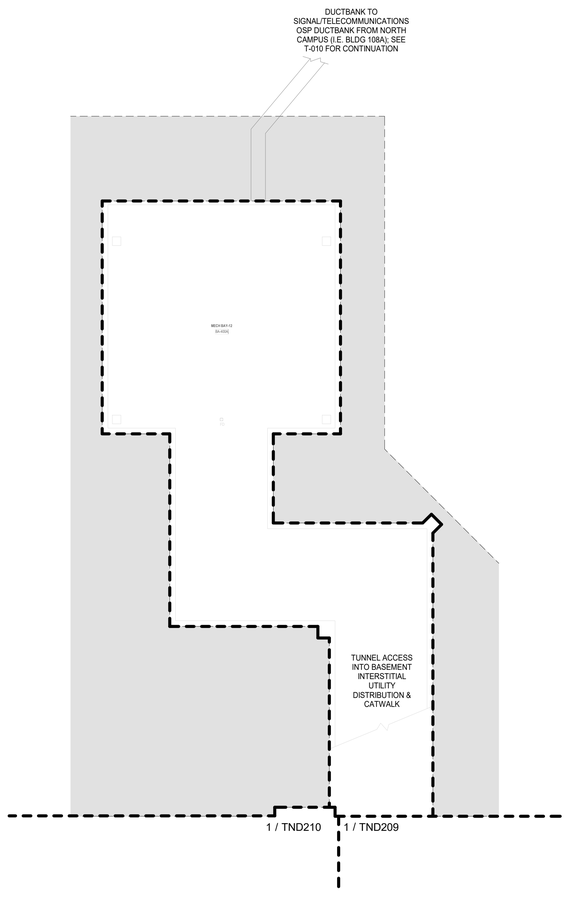

N

1 BLDG 100 - TELECOMMUNICATIONS DEMOLITION PLAN - BASEMENT LEVEL - AREA N
3/32" = 1'-0"

TELECOMMUNICATIONS GENERAL DEMOLIITON NOTES

A. DRAWING IS DIAGRAMMATIC IN NATURE AND IS NOT TO BE CONSTRUED AS ALL INCLUSIVE; FIELD VERIFY EXISTING CONDITIONS AND ADJUST WORK AS REQUIRED TO EXECUTE SPECIFIED WORK.

B. EXISTING CONDITIONS INDICATED ARE BASED ON GENERAL FIELD NOTES AND HISTORICAL DATA AND DOCUMENTATION AND ARE FOR REFERENCE PURPOSES ONLY TO DEFINE SCOPE OF WORK; FIELD VERIFY ALL CONDITIONS.

C. THIS SITE IS AN ACTIVE WORKING ENVIRONMENT; SYSTEMS SHALL NOT BE SHUTDOWN WITHOUT WRITTEN AUTHORIZATION; ALL REQUESTS SHALL BE SUBMITTED IN WRITING A MINIMUM OF TEN (10) WORKING-DAYS PRIOR TO PROPOSED ACTIVITY DATE OR NEED UNLESS DIRECTED OTHERWISE.

D. SEE T-001 TELECOMMUNICATIONS COVER SHEET FOR SYMBOLS DEFINITION:
1. SYMBOLS GRAYED/ HALFTONE: INDICATED FOR REFERENCE AND/OR INDICATING EXISTING UNLESS SPECIFICALLY NOTED OTHERWISE.
2. SYMBOLS DASHED OR SPECIFICALLY KEYED NOTED: INDICATES DEMOLITION WORK.

E. LOCATE EXISTING COMMUNICATIONS CABLE AND PATHWAYS THAT MAY BE AFFECTED BY DEMOLITION AND CONSTRUCTION PRIOR TO DEMOLITION, INCLUDING BUT NOT LIMITED TO SYSTEMS PATHWAYS AND SERVICE ENTRANCES.

F. VERIFY ACTUAL QUANTITIES AND LOCATIONS OF EXISTING EQUIPMENT TO BE DEMOLISHED WITH THE OWNER AND GENERAL CONTRACTOR PRIOR TO COMMENCEMENT OF DEMOLITION WORK.

G. PROVIDE PATCHING, PAINTING OR OTHER WORK NECESSARY TO REPAIR DAMAGE TO WALLS, CEILINGS, OR SIMILAR CAUSED BY THE DEMOLITION OF THE SYSTEM. COORDINATE REPAIR WORK WITH GENERAL CONTRACTOR AND OWNER.

H. PENETRATIONS IN FIRE RATED ASSEMBLIES RESULTING FROM THE REMOVAL OF EQUIPMENT, PATHWAYS, CABLING, OR OTHER EQUIPMENT SHALL BE FIRE STOPPED PER THE LATEST EDITION OF THE UL FIRE RESISTANCE DIRECTORY.

I. REFER TO ARCHITECTURAL PLANS FOR MORE INFORMATION REGARDING THE SCOPE OF DEMOLITION WORK.

J. DEMOLITION WORK INCLUDES REMOVAL OF OVERHEAD PA SYSTEM DEVICES, AND INFRASTRUCTURE INCLUDING EQUIPMENT MOUNTING, BACKBOXES, CABLING, PATHWAYS, HANGARS, AND OTHER SUPPORTS.

K. THE OWNER CLAIMS FIRST RIGHT OF REFUSAL FOR EXISTING EQUIPMENT. COORDINATE SALVAGE REQUIREMENTS WITH THE OWNER PRIOR TO DEMOLITION. IDENTIFY, TAG, AND CAREFULLY DECOMMISSION EQUIPMENT TO BE SALVAGED FOR THE OWNER. EQUIPMENT NOT WANTED BY THE OWNER SHALL BE REMOVED FROM THE SITE AT THE CONTRACTOR'S EXPENSE.

L. PROVIDE BLANK COVER PLATES MATCHING THE SURROUNDING SURFACES ON ALL BACKBOXES TO REMAIN IN PLACE.

M. A COMPLETELY NEW SYSTEM SHALL BE PROVIDED THROUGH THE VAMC CAMPUS. SEE SHEETS TN101 THROUGH TN420 FOR THE NEW SYSTEM DESIGN.

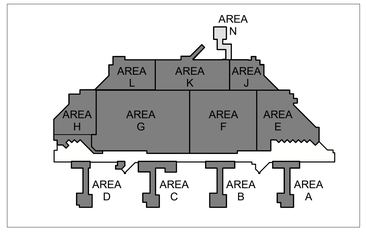

FULLY SPRINKLERED

100% BID DOCUMENTS

No.	REVISION DESCRIPTION	DATE

CONSULTANTS:

ARCHITECT
SPUR DESIGN
312 SW 25TH STREET
OKLAHOMA CITY, OK 73109
(405) 842-6100

MECH / ELEC / PLUMB / TELECOM
SPUR DESIGN
2519 MADISON AVE., STE 100
KANSAS CITY, MO 64108
(913) 369-7200

FIRE PROTECTION ENGINEER
RATED ENGINEERING
609 S. KELLY AVENUE, STE H2
EDMOND, OK 73003
(405) 210-5814

INDUSTRIAL HYGENIST
RIVERFRONT SAFETY & HEALTH
11140 S TOWNE SQUARE, STE 100
ST. LOUIS, MO 63123
(314) 917-0148

PHYSICAL SECURITY
FORCE PROTECT
10901 FRONT BEACH RD, UNIT 1415
PANAMA CITY BEACH, FL 32407
(502) 836-4232

ENGINEER: H2B #: 23-133

H2B

H2B, INC.
1225 NORTH LOOP WEST, # 800
HOUSTON, TEXAS 77008
(713) 864-2900

TEXAS FIRM REGISTRATION #: 8856

STAMP:
REGISTERED COMMUNICATIONS DISTRIBUTION DESIGNER
Bicsi
KRISTOPHER G HETLAGE
BICSI ID # 328601
EXPIRES 12-31-27
RCDD
7/18/25

Drawing Title
TELECOMMUNICATIONS DEMOLITION PLANS - BUILDING 100 - BASEMENT LEVEL - AREA N

VA Health Care System Approval:

Project Title
REPLACE/UPGRADE CAMPUS OVERHEAD PAGING SYSTEM

Location: MICHAEL E. DEBAKEY VAMC, 2002 HOLCOMBE BLVD, HOUSTON, TX 77030

Date: **07/21/2025** | Checked: KGH | Drawn: MDT

Project Number: **580-25-101**

Building Number:

Drawing Number
TND212
Drawing # 56 OF 231

Veterans Health Administration

VA | U.S. Department of Veterans Affairs

7/18/2025 17:10:23

VA FORM 08-6231

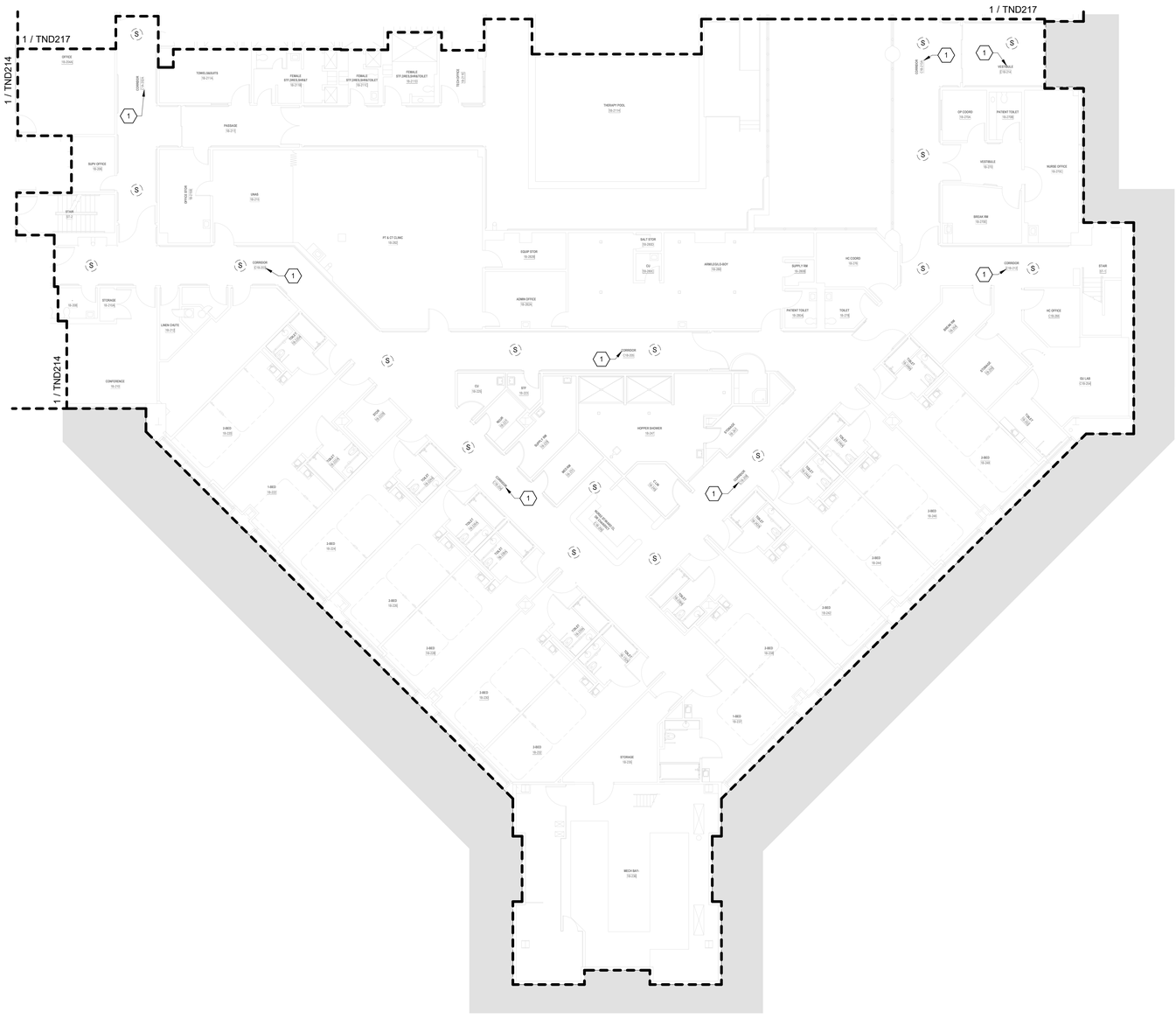

TELECOMMUNICATIONS GENERAL DEMOLIITON NOTES

A. DRAWING IS DIAGRAMMATIC IN NATURE AND IS NOT TO BE CONSTRUED AS ALL INCLUSIVE; FIELD VERIFY EXISTING CONDITIONS AND ADJUST WORK AS REQUIRED TO EXECUTE SPECIFIED WORK.

B. EXISTING CONDITIONS INDICATED ARE BASED ON GENERAL FIELD NOTES AND HISTORICAL DATA AND DOCUMENTATION AND ARE FOR REFERENCE PURPOSES ONLY TO DEFINE SCOPE OF WORK; FIELD VERIFY ALL CONDITIONS.

C. THIS SITE IS AN ACTIVE WORKING ENVIRONMENT; SYSTEMS SHALL NOT BE SHUTDOWN WITHOUT WRITTEN AUTHORIZATION; ALL REQUESTS SHALL BE SUBMITTED IN WRITING A MINIMUM OF TEN (10) WORKING-DAYS PRIOR TO PROPOSED ACTIVITY DATE OR NEED UNLESS DIRECTED OTHERWISE.

D. SEE T-001 TELECOMMUNICATIONS COVER SHEET FOR SYMBOLS DEFINITION:
1. SYMBOLS GRAYED/ HALFTONE: INDICATED FOR REFERENCE AND/OR INDICATING EXISTING UNLESS SPECIFICALLY NOTED OTHERWISE.
2. SYMBOLS DASHED OR SPECIFICALLY KEYED NOTED: INDICATES DEMOLITION WORK.

E. LOCATE EXISTING COMMUNICATIONS CABLE AND PATHWAYS THAT MAY BE AFFECTED BY DEMOLITION AND CONSTRUCTION PRIOR TO DEMOLITION, INCLUDING BUT NOT LIMITED TO SYSTEMS PATHWAYS AND SERVICE ENTRANCES.

F. VERIFY ACTUAL QUANTITIES AND LOCATIONS OF EXISTING EQUIPMENT TO BE DEMOLISHED WITH THE OWNER AND GENERAL CONTRACTOR PRIOR TO COMMENCEMENT OF DEMOLITION WORK.

G. PROVIDE PATCHING, PAINTING OR OTHER WORK NECESSARY TO REPAIR DAMAGE TO WALLS, CEILINGS, OR SIMILAR CAUSED BY THE DEMOLITION OF THE SYSTEM. COORDINATE REPAIR WORK WITH GENERAL CONTRACTOR AND OWNER.

H. PENETRATIONS IN FIRE RATED ASSEMBLIES RESULTING FROM THE REMOVAL OF EQUIPMENT, PATHWAYS, CABLING, OR OTHER EQUIPMENT SHALL BE FIRE STOPPED PER THE LATEST EDITION OF THE UL FIRE RESISTANCE DIRECTORY.

I. REFER TO ARCHITECTURAL PLANS FOR MORE INFORMATION REGARDING THE SCOPE OF DEMOLITION WORK.

J. DEMOLITION WORK INCLUDES REMOVAL OF OVERHEAD PA SYSTEM DEVICES, AND INFRASTRUCTURE INCLUDING EQUIPMENT MOUNTING, BACKBOXES, CABLING, PATHWAYS, HANGARS, AND OTHER SUPPORTS.

K. THE OWNER CLAIMS FIRST RIGHT OF REFUSAL FOR EXISTING EQUIPMENT. COORDINATE SALVAGE REQUIREMENTS WITH THE OWNER PRIOR TO DEMOLITION. IDENTIFY, TAG, AND CAREFULLY DECOMMISSION EQUIPMENT TO BE SALVAGED FOR THE OWNER. EQUIPMENT NOT WANTED BY THE OWNER SHALL BE REMOVED FROM THE SITE AT THE CONTRACTOR'S EXPENSE.

L. PROVIDE BLANK COVER PLATES MATCHING THE SURROUNDING SURFACES ON ALL BACKBOXES TO REMAIN IN PLACE.

M. A COMPLETELY NEW SYSTEM SHALL BE PROVIDED THROUGH THE VAMC CAMPUS. SEE SHEETS TN101 THROUGH TN420 FOR THE NEW SYSTEM DESIGN.

TELECOMMUNICATIONS KEYNOTES

#	
1	EXISTING SPEAKER(S) INDICATED IN THIS AREA SHALL BE REPLACED WITH NEW IP-BASED PAGING SYSTEM. EXISTING SPEAKER TO REMAIN FUNCTIONAL UNTIL NEW IP-BASED SPEAKER SYSTEM HAS BEEN INSTALLED, TESTED, AND APPROVED. WHERE NEW SPEAKERS WILL BE INSTALLED IN SAME PLACE AS EXISTING, TEMPORARILY MOUNT EXISTING SPEAKER WHEN NEW SPEAKER IS INSTALLED. AFTER ACCEPTANCE OF NEW SPEAKER SYSTEM EXISTING SPEAKER, MOUNTING HARDWARE, CABLING, AND UNUSED RACEWAY SHALL BE DEMOLISHED BACK TO SOURCE.

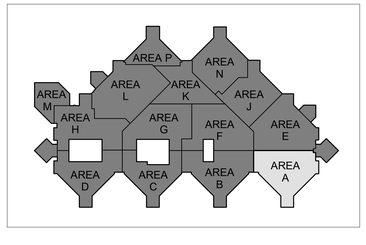

N

1 BLDG 100 - TELECOMMUNICATIONS DEMOLITION PLAN - LEVEL 1 - AREA A
3/32" = 1'-0"

FULLY SPRINKLERED

100% BID DOCUMENTS

No.	REVISION DESCRIPTION	DATE

7/18/2025 17:10:27

CONSULTANTS:

ARCHITECT
SPUR DESIGN
312 SW 25TH STREET
OKLAHOMA CITY, OK 73109
(405) 842-6100

MECH / ELEC / PLUMB / TELECOM
SPUR DESIGN
2519 MADISON AVE., STE 100
KANSAS CITY, MO 64108
(913) 369-7200

FIRE PROTECTION ENGINEER
RATED ENGINEERING
609 S. KELLY AVENUE, STE H2
EDMOND, OK 73003
(405) 210-5814

INDUSTRIAL HYGENIST
RIVERFRONT SAFETY & HEALTH
11140 S TOWNE SQUARE, STE 100
ST. LOUIS, MO 63123
(314) 917-0148

PHYSICAL SECURITY
FORCE PROTECT
10901 FRONT BEACH RD, UNIT 1415
PANAMA CITY BEACH, FL 32407
(502) 836-4232

ENGINEER: H2B #: 23-133

H2B

H2B, INC.
1225 NORTH LOOP WEST, # 800
HOUSTON, TEXAS 77008
(713) 864-2900

TEXAS FIRM REGISTRATION #: 8856

STAMP:
REGISTERED COMMUNICATIONS DISTRIBUTION DESIGNER
BICSI
KRISTOPHER G HETLAGE
BICSI ID # 328601
EXPIRES 12-31-27
RCDD
7/16/25

Drawing Title
TELECOMMUNICATIONS DEMOLITION PLANS - BUILDING 100 - LEVEL 1 - AREA A

VA Health Care System Approval:

Project Title
REPLACE/UPGRADE CAMPUS OVERHEAD PAGING SYSTEM

Location MICHAEL E. DEBAKEY VAMC
2002 HOLCOMBE BLVD
HOUSTON, TX 77030

Date	Checked	Drawn
07/21/2025	KGH	MDT

Project Number
580-25-101

Building Number
100

Drawing Number
TND213

Drawing # 57 OF 231

Veterans Health Administration

VA | U.S. Department of Veterans Affairs

VA FORM 08-6231

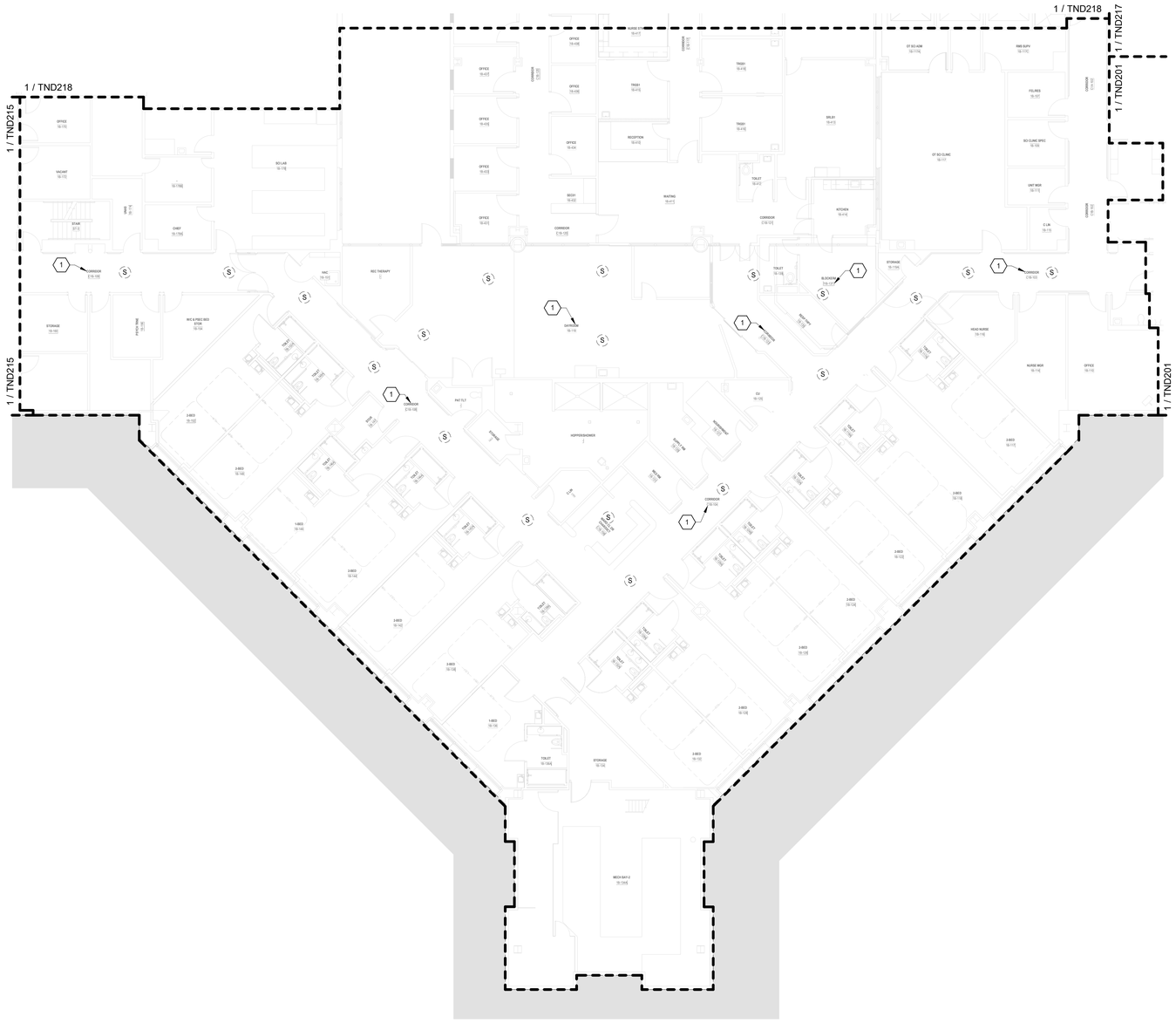

TELECOMMUNICATIONS GENERAL DEMOLIITON NOTES

A. DRAWING IS DIAGRAMMATIC IN NATURE AND IS NOT TO BE CONSTRUED AS ALL INCLUSIVE; FIELD VERIFY EXISTING CONDITIONS AND ADJUST WORK AS REQUIRED TO EXECUTE SPECIFIED WORK.

B. EXISTING CONDITIONS INDICATED ARE BASED ON GENERAL FIELD NOTES AND HISTORICAL DATA AND DOCUMENTATION AND ARE FOR REFERENCE PURPOSES ONLY TO DEFINE SCOPE OF WORK; FIELD VERIFY ALL CONDITIONS.

C. THIS SITE IS AN ACTIVE WORKING ENVIRONMENT; SYSTEMS SHALL NOT BE SHUTDOWN WITHOUT WRITTEN AUTHORIZATION; ALL REQUESTS SHALL BE SUBMITTED IN WRITING A MINIMUM OF TEN (10) WORKING-DAYS PRIOR TO PROPOSED ACTIVITY DATE OR NEED UNLESS DIRECTED OTHERWISE.

D. SEE T-001 TELECOMMUNICATIONS COVER SHEET FOR SYMBOLS DEFINITION:
1. SYMBOLS GRAYED/ HALFTONE: INDICATED FOR REFERENCE AND/OR INDICATING EXISTING UNLESS SPECIFICALLY NOTED OTHERWISE.
2. SYMBOLS DASHED OR SPECIFICALLY KEYED NOTED. INDICATES DEMOLITION WORK.

E. LOCATE EXISTING COMMUNICATIONS CABLE AND PATHWAYS THAT MAY BE AFFECTED BY DEMOLITION AND CONSTRUCTION PRIOR TO DEMOLITION, INCLUDING BUT NOT LIMITED TO SYSTEMS PATHWAYS AND SERVICE ENTRANCES.

F. VERIFY ACTUAL QUANTITIES AND LOCATIONS OF EXISTING EQUIPMENT TO BE DEMOLISHED WITH THE OWNER AND GENERAL CONTRACTOR PRIOR TO COMMENCEMENT OF DEMOLITION WORK.

G. PROVIDE PATCHING, PAINTING OR OTHER WORK NECESSARY TO REPAIR DAMAGE TO WALLS, CEILINGS, OR SIMILAR CAUSED BY THE DEMOLITION OF THE SYSTEM. COORDINATE REPAIR WORK WITH GENERAL CONTRACTOR AND OWNER.

H. PENETRATIONS IN FIRE RATED ASSEMBLIES RESULTING FROM THE REMOVAL OF EQUIPMENT, PATHWAYS, CABLING, OR OTHER EQUIPMENT SHALL BE FIRE STOPPED PER THE LATEST EDITION OF THE UL FIRE RESISTANCE DIRECTORY.

I. REFER TO ARCHITECTURAL PLANS FOR MORE INFORMATION REGARDING THE SCOPE OF DEMOLITION WORK.

J. DEMOLITION WORK INCLUDES REMOVAL OF OVERHEAD PA SYSTEM DEVICES, AND INFRASTRUCTURE INCLUDING EQUIPMENT MOUNTING, BACKBOXES, CABLING, PATHWAYS, HANGARS, AND OTHER SUPPORTS.

K. THE OWNER CLAIMS FIRST RIGHT OF REFUSAL FOR EXISTING EQUIPMENT. COORDINATE SALVAGE REQUIREMENTS WITH THE OWNER PRIOR TO DEMOLITION. IDENTIFY, TAG, AND CAREFULLY DECOMMISSION EQUIPMENT TO BE SALVAGED FOR THE OWNER. EQUIPMENT NOT WANTED BY THE OWNER SHALL BE REMOVED FROM THE SITE AT THE CONTRACTOR'S EXPENSE.

L. PROVIDE BLANK COVER PLATES MATCHING THE SURROUNDING SURFACES ON ALL BACKBOXES TO REMAIN IN PLACE.

M. A COMPLETELY NEW SYSTEM SHALL BE PROVIDED THROUGH THE VAMC CAMPUS. SEE SHEETS TN101 THROUGH TN420 FOR THE NEW SYSTEM DESIGN.

TELECOMMUNICATIONS KEYNOTES

#	
1	EXISTING SPEAKER(S) INDICATED IN THIS AREA SHALL BE REPLACED WITH NEW IP-BASED PAGING SYSTEM. EXISTING SPEAKER TO REMAIN FUNCTIONAL UNTIL NEW IP-BASED SPEAKER SYSTEM HAS BEEN INSTALLED, TESTED, AND APPROVED. WHERE NEW SPEAKERS WILL BE INSTALLED IN SAME PLACE AS EXISTING, TEMPORARILY MOUNT EXISTING SPEAKER WHEN NEW SPEAKER IS INSTALLED. AFTER ACCEPTANCE OF NEW SPEAKER SYSTEM EXISTING SPEAKER, MOUNTING HARDWARE, CABLING, AND UNUSED RACEWAY SHALL BE DEMOLISHED BACK TO SOURCE.

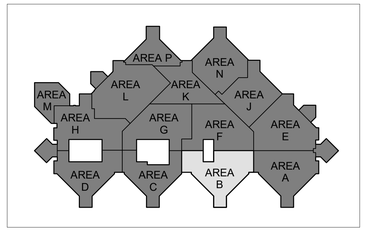

N

1 BLDG 100 - TELECOMMUNICATIONS DEMOLITION PLAN - LEVEL 1 - AREA B
3/32" = 1'-0"

FULLY SPRINKLERED

100% BID DOCUMENTS

No.	REVISION DESCRIPTION	DATE

CONSULTANTS:

ARCHITECT
SPUR DESIGN
312 SW 25TH STREET
OKLAHOMA CITY, OK 73109
(405) 842-6100

MECH / ELEC / PLUMB / TELECOM
SPUR DESIGN
2519 MADISON AVE., STE 100
KANSAS CITY, MO 64108
(913) 369-7200

FIRE PROTECTION ENGINEER
RATED ENGINEERING
609 S. KELLY AVENUE, STE H2
EDMOND, OK 73003
(405) 210-5814

INDUSTRIAL HYGENIST
RIVERFRONT SAFETY & HEALTH
11140 S TOWNE SQUARE, STE 100
ST. LOUIS, MO 63123
(314) 917-0148

PHYSICAL SECURITY
FORCE PROTECT
10901 FRONT BEACH RD, UNIT 1415
PANAMA CITY BEACH, FL 32407
(502) 836-4232

ENGINEER: H2B #: 23-133

H2B

H2B, INC.
1225 NORTH LOOP WEST, # 800
HOUSTON, TEXAS 77008
(713) 864-2900

TEXAS FIRM REGISTRATION #: 8856

STAMP:
REGISTERED COMMUNICATIONS DISTRIBUTION DESIGNER
BICSI
KRISTOPHER G HETLAGE
BICSI ID # 328601
EXPIRES 12-31-27
RCDD
9/4/25

Drawing Title
TELECOMMUNICATIONS DEMOLITION PLANS - BUILDING 100 - LEVEL 1 - AREA B

VA Health Care System Approval:

Project Title
REPLACE/UPGRADE CAMPUS OVERHEAD PAGING SYSTEM

Location MICHAEL E. DEBAKEY VAMC
2002 HOLCOMBE BLVD
HOUSTON, TX 77030

Date **07/21/2025** | Checked KGH | Drawn MDT

Project Number **580-25-101**

Building Number 100

Drawing Number
TND214
Drawing # 58 OF 231

Veterans Health Administration

VA U.S. Department of Veterans Affairs

7/18/2025 17:10:32

VA FORM 08-6231

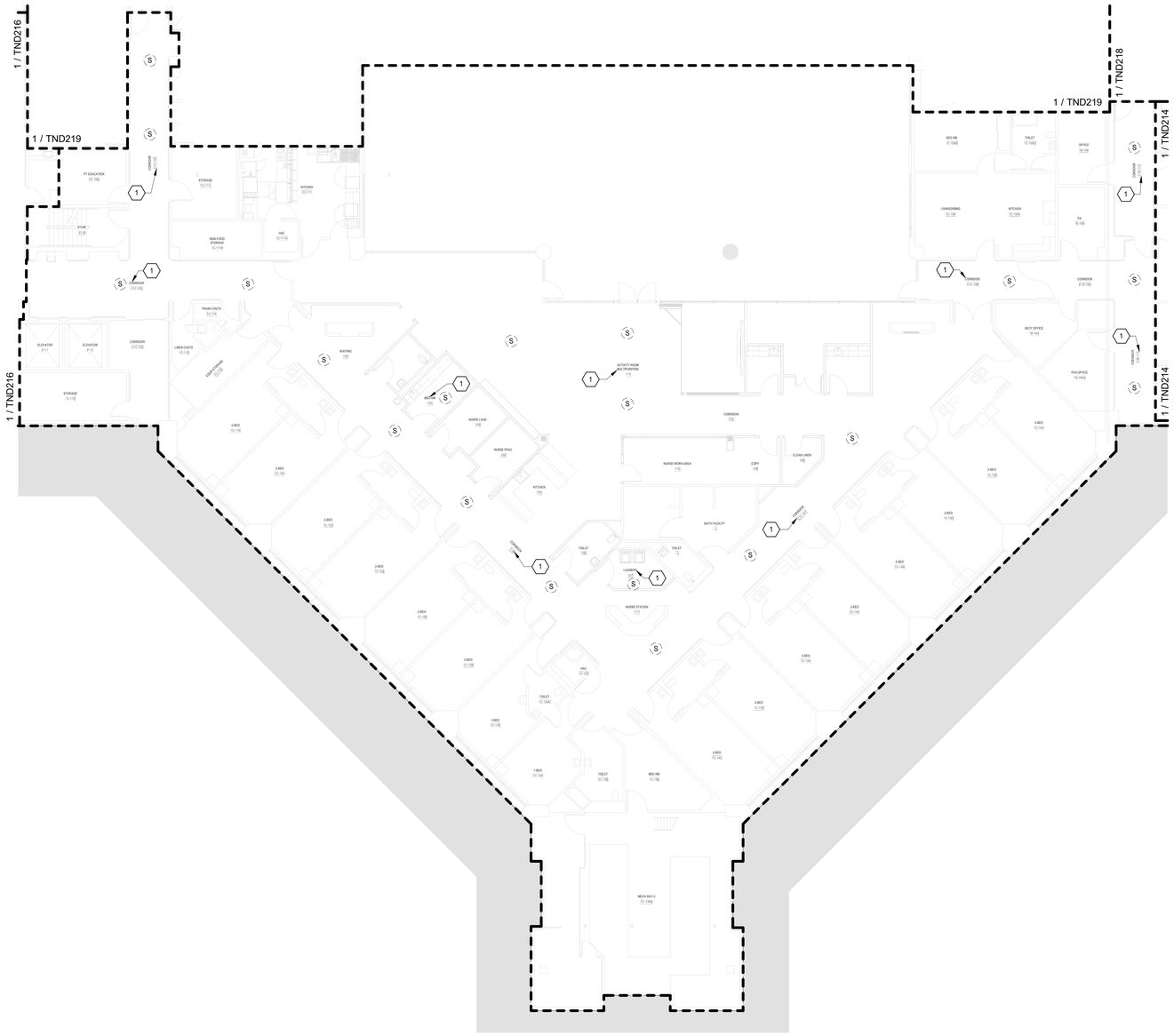

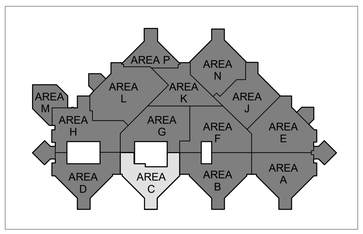

1 BLDG 100 - TELECOMMUNICATIONS DEMOLITION PLAN - LEVEL 1 - AREA C
3/32" = 1'-0"

TELECOMMUNICATIONS GENERAL DEMOLIITON NOTES

A. DRAWING IS DIAGRAMMATIC IN NATURE AND IS NOT TO BE CONSTRUED AS ALL INCLUSIVE; FIELD VERIFY EXISTING CONDITIONS AND ADJUST WORK AS REQUIRED TO EXECUTE SPECIFIED WORK.

B. EXISTING CONDITIONS INDICATED ARE BASED ON GENERAL FIELD NOTES AND HISTORICAL DATA AND DOCUMENTATION AND ARE FOR REFERENCE PURPOSES ONLY TO DEFINE SCOPE OF WORK; FIELD VERIFY ALL CONDITIONS.

C. THIS SITE IS AN ACTIVE WORKING ENVIRONMENT; SYSTEMS SHALL NOT BE SHUTDOWN WITHOUT WRITTEN AUTHORIZATION; ALL REQUESTS SHALL BE SUBMITTED IN WRITING A MINIMUM OF TEN (10) WORKING-DAYS PRIOR TO PROPOSED ACTIVITY DATE OR NEED UNLESS DIRECTED OTHERWISE.

D. SEE T-001 TELECOMMUNICATIONS COVER SHEET FOR SYMBOLS DEFINITION:
1. SYMBOLS GRAYED/ HALFTONE: INDICATED FOR REFERENCE AND/OR INDICATING EXISTING UNLESS SPECIFICALLY NOTED OTHERWISE.
2. SYMBOLS DASHED OR SPECIFICALLY KEYED NOTED: INDICATES DEMOLITION WORK.

E. LOCATE EXISTING COMMUNICATIONS CABLE AND PATHWAYS THAT MAY BE AFFECTED BY DEMOLITION AND CONSTRUCTION PRIOR TO DEMOLITION, INCLUDING BUT NOT LIMITED TO SYSTEMS PATHWAYS AND SERVICE ENTRANCES.

F. VERIFY ACTUAL QUANTITIES AND LOCATIONS OF EXISTING EQUIPMENT TO BE DEMOLISHED WITH THE OWNER AND GENERAL CONTRACTOR PRIOR TO COMMENCEMENT OF DEMOLITION WORK.

G. PROVIDE PATCHING, PAINTING OR OTHER WORK NECESSARY TO REPAIR DAMAGE TO WALLS, CEILINGS, OR SIMILAR CAUSED BY THE DEMOLITION OF THE SYSTEM. COORDINATE REPAIR WORK WITH GENERAL CONTRACTOR AND OWNER.

H. PENETRATIONS IN FIRE RATED ASSEMBLIES RESULTING FROM THE REMOVAL OF EQUIPMENT, PATHWAYS, CABLING, OR OTHER EQUIPMENT SHALL BE FIRE STOPPED PER THE LATEST EDITION OF THE UL FIRE RESISTANCE DIRECTORY.

I. REFER TO ARCHITECTURAL PLANS FOR MORE INFORMATION REGARDING THE SCOPE OF DEMOLITION WORK.

J. DEMOLITION WORK INCLUDES REMOVAL OF OVERHEAD PA SYSTEM DEVICES, AND INFRASTRUCTURE INCLUDING EQUIPMENT MOUNTING, BACKBOXES, CABLING, PATHWAYS, HANGARS, AND OTHER SUPPORTS.

K. THE OWNER CLAIMS FIRST RIGHT OF REFUSAL FOR EXISTING EQUIPMENT. COORDINATE SALVAGE REQUIREMENTS WITH THE OWNER PRIOR TO DEMOLITION. IDENTIFY, TAG, AND CAREFULLY DECOMMISSION EQUIPMENT TO BE SALVAGED FOR THE OWNER. EQUIPMENT NOT WANTED BY THE OWNER SHALL BE REMOVED FROM THE SITE AT THE CONTRACTOR'S EXPENSE.

L. PROVIDE BLANK COVER PLATES MATCHING THE SURROUNDING SURFACES ON ALL BACKBOXES TO REMAIN IN PLACE.

M. A COMPLETELY NEW SYSTEM SHALL BE PROVIDED THROUGH THE VAMC CAMPUS. SEE SHEETS TN101 THROUGH TN420 FOR THE NEW SYSTEM DESIGN.

TELECOMMUNICATIONS KEYNOTES

#	
1	EXISTING SPEAKER(S) INDICATED IN THIS AREA SHALL BE REPLACED WITH NEW IP-BASED PAGING SYSTEM. EXISTING SPEAKER TO REMAIN FUNCTIONAL UNTIL NEW IP-BASED SPEAKER SYSTEM HAS BEEN INSTALLED, TESTED, AND APPROVED. WHERE NEW SPEAKERS WILL BE INSTALLED IN SAME PLACE AS EXISTING, TEMPORARILY MOUNT EXISTING SPEAKER WHEN NEW SPEAKER IS INSTALLED. AFTER ACCEPTANCE OF NEW SPEAKER SYSTEM EXISTING SPEAKER, MOUNTING HARDWARE, CABLING, AND UNUSED RACEWAY SHALL BE DEMOLISHED BACK TO SOURCE.

FULLY SPRINKLERED

100% BID DOCUMENTS

No.	REVISION DESCRIPTION	DATE

CONSULTANTS:

ARCHITECT
SPUR DESIGN
312 SW 25TH STREET
OKLAHOMA CITY, OK 73109
(405) 842-6100

MECH / ELEC / PLUMB / TELECOM
SPUR DESIGN
2519 MADISON AVE., STE 100
KANSAS CITY, MO 64108
(913) 369-7200

FIRE PROTECTION ENGINEER
RATED ENGINEERING
609 S. KELLY AVENUE, STE H2
EDMOND, OK 73003
(405) 210-5814

INDUSTRIAL HYGENIST
RIVERFRONT SAFETY & HEALTH
11140 S TOWNE SQUARE, STE 100
ST. LOUIS, MO 63123
(314) 917-0148

PHYSICAL SECURITY
FORCE PROTECT
10901 FRONT BEACH RD, UNIT 1415
PANAMA CITY BEACH, FL 32407
(502) 836-4232

ENGINEER: H2B #: 23-133

H2B, INC.
1225 NORTH LOOP WEST, # 800
HOUSTON, TEXAS 77008
(713) 864-2900

TEXAS FIRM REGISTRATION #: 8856

STAMP:
REGISTERED COMMUNICATIONS DISTRIBUTION DESIGNER
BICSI
KRISTOPHER S HETLAGE
BICSI ID # 328601
EXPIRES 12-31-27
RCDD
7/14/25

Drawing Title
TELECOMMUNICATIONS DEMOLITION PLANS - BUILDING 100 - LEVEL 1 - AREA C

VA Health Care System Approval:

Project Title
REPLACE/UPGRADE CAMPUS OVERHEAD PAGING SYSTEM

Location MICHAEL E. DEBAKEY VAMC
2002 HOLCOMBE BLVD
HOUSTON, TX 77030

Date **07/21/2025** | Checked KGH | Drawn MDT

Project Number **580-25-101**

Building Number 100

Drawing Number
TND215
Drawing # 59 OF 231

Veterans Health Administration

VA U.S. Department of Veterans Affairs

7/18/2025 17:10:37

VA FORM 08-6231

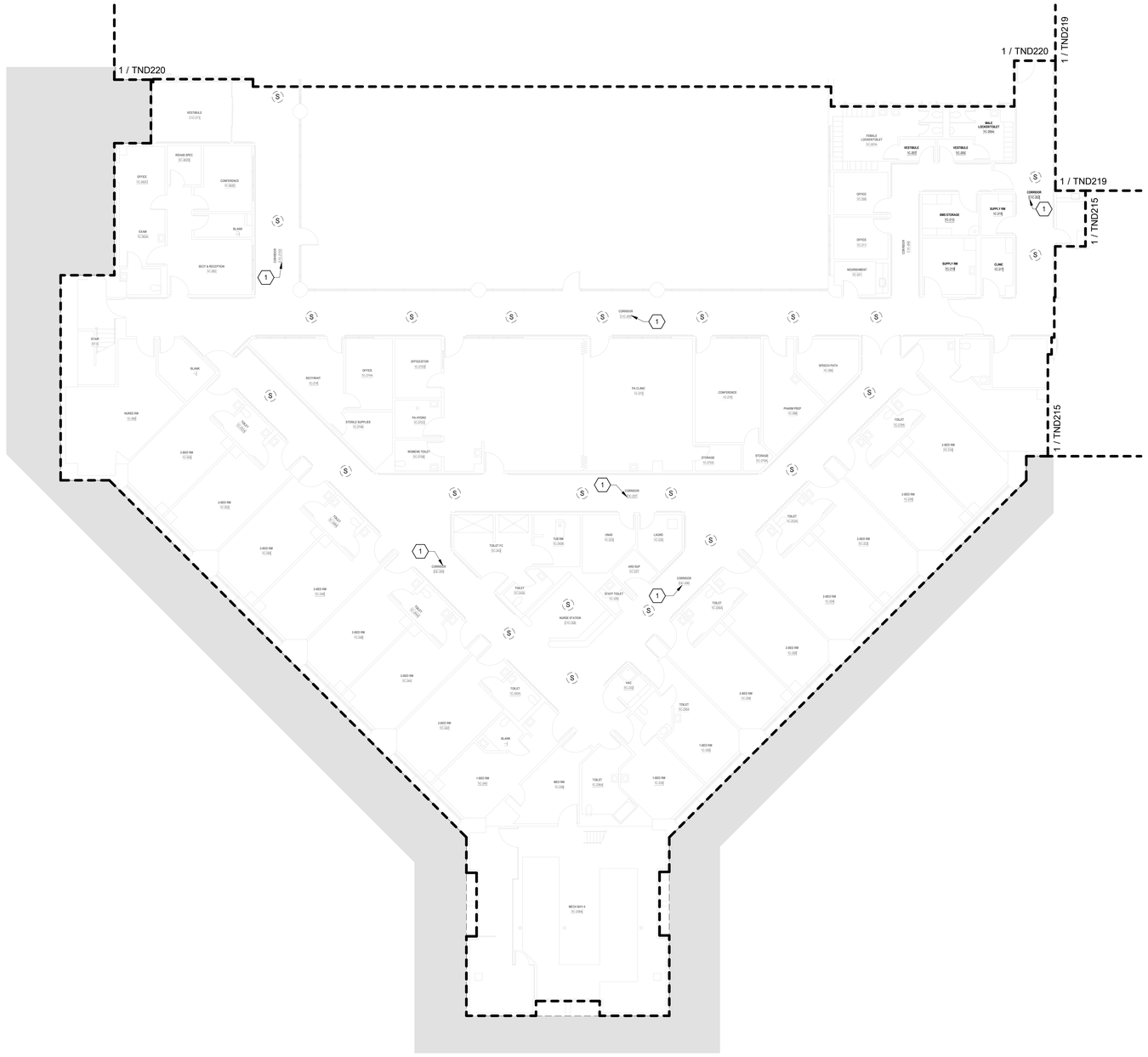

TELECOMMUNICATIONS GENERAL DEMOLIITON NOTES

A. DRAWING IS DIAGRAMMATIC IN NATURE AND IS NOT TO BE CONSTRUED AS ALL INCLUSIVE; FIELD VERIFY EXISTING CONDITIONS AND ADJUST WORK AS REQUIRED TO EXECUTE SPECIFIED WORK.

B. EXISTING CONDITIONS INDICATED ARE BASED ON GENERAL FIELD NOTES AND HISTORICAL DATA AND DOCUMENTATION AND ARE FOR REFERENCE PURPOSES ONLY TO DEFINE SCOPE OF WORK; FIELD VERIFY ALL CONDITIONS.

C. THIS SITE IS AN ACTIVE WORKING ENVIRONMENT; SYSTEMS SHALL NOT BE SHUTDOWN WITHOUT WRITTEN AUTHORIZATION; ALL REQUESTS SHALL BE SUBMITTED IN WRITING A MINIMUM OF TEN (10) WORKING-DAYS PRIOR TO PROPOSED ACTIVITY DATE OR NEED UNLESS DIRECTED OTHERWISE.

D. SEE T-001 TELECOMMUNICATIONS COVER SHEET FOR SYMBOLS DEFINITION:
1. SYMBOLS GRAYED/ HALFTONE: INDICATED FOR REFERENCE AND/OR INDICATING EXISTING UNLESS SPECIFICALLY NOTED OTHERWISE.
2. SYMBOLS DASHED OR SPECIFICALLY KEYED NOTED: INDICATES DEMOLITION WORK.

E. LOCATE EXISTING COMMUNICATIONS CABLE AND PATHWAYS THAT MAY BE AFFECTED BY DEMOLITION AND CONSTRUCTION PRIOR TO DEMOLITION, INCLUDING BUT NOT LIMITED TO SYSTEMS PATHWAYS AND SERVICE ENTRANCES.

F. VERIFY ACTUAL QUANTITIES AND LOCATIONS OF EXISTING EQUIPMENT TO BE DEMOLISHED WITH THE OWNER AND GENERAL CONTRACTOR PRIOR TO COMMENCEMENT OF DEMOLITION WORK.

G. PROVIDE PATCHING, PAINTING OR OTHER WORK NECESSARY TO REPAIR DAMAGE TO WALLS, CEILINGS, OR SIMILAR CAUSED BY THE DEMOLITION OF THE SYSTEM. COORDINATE REPAIR WORK WITH GENERAL CONTRACTOR AND OWNER.

H. PENETRATIONS IN FIRE RATED ASSEMBLIES RESULTING FROM THE REMOVAL OF EQUIPMENT, PATHWAYS, CABLING, OR OTHER EQUIPMENT SHALL BE FIRE STOPPED PER THE LATEST EDITION OF THE UL FIRE RESISTANCE DIRECTORY.

I. REFER TO ARCHITECTURAL PLANS FOR MORE INFORMATION REGARDING THE SCOPE OF DEMOLITION WORK.

J. DEMOLITION WORK INCLUDES REMOVAL OF OVERHEAD PA SYSTEM DEVICES, AND INFRASTRUCTURE INCLUDING EQUIPMENT MOUNTING, BACKBOXES, CABLING, PATHWAYS, HANGARS, AND OTHER SUPPORTS.

K. THE OWNER CLAIMS FIRST RIGHT OF REFUSAL FOR EXISTING EQUIPMENT. COORDINATE SALVAGE REQUIREMENTS WITH THE OWNER PRIOR TO DEMOLITION. IDENTIFY, TAG, AND CAREFULLY DECOMMISSION EQUIPMENT TO BE SALVAGED FOR THE OWNER. EQUIPMENT NOT WANTED BY THE OWNER SHALL BE REMOVED FROM THE SITE AT THE CONTRACTOR'S EXPENSE.

L. PROVIDE BLANK COVER PLATES MATCHING THE SURROUNDING SURFACES ON ALL BACKBOXES TO REMAIN IN PLACE.

M. A COMPLETELY NEW SYSTEM SHALL BE PROVIDED THROUGH THE VAMC CAMPUS. SEE SHEETS TN101 THROUGH TN420 FOR THE NEW SYSTEM DESIGN.

TELECOMMUNICATIONS KEYNOTES

#	
1	EXISTING SPEAKER(S) INDICATED IN THIS AREA SHALL BE REPLACED WITH NEW IP-BASED PAGING SYSTEM. EXISTING SPEAKER TO REMAIN FUNCTIONAL UNTIL NEW IP-BASED SPEAKER SYSTEM HAS BEEN INSTALLED, TESTED, AND APPROVED. WHERE NEW SPEAKERS WILL BE INSTALLED IN SAME PLACE AS EXISTING, TEMPORARILY MOUNT EXISTING SPEAKER WHEN NEW SPEAKER IS INSTALLED. AFTER ACCEPTANCE OF NEW SPEAKER SYSTEM EXISTING SPEAKER, MOUNTING HARDWARE, CABLING, AND UNUSED RACEWAY SHALL BE DEMOLISHED BACK TO SOURCE.

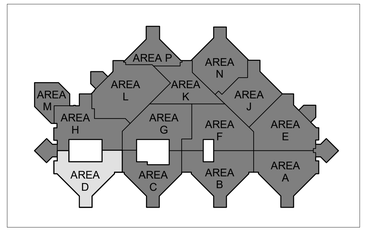

N

1 BLDG 100 - TELECOMMUNICATIONS DEMOLITION PLAN - LEVEL 1 - AREA D
3/32" = 1'-0"

FULLY SPRINKLERED

100% BID DOCUMENTS

No.	REVISION DESCRIPTION	DATE

7/18/2025 17:10:42

CONSULTANTS:

ARCHITECT
SPUR DESIGN
312 SW 25TH STREET
OKLAHOMA CITY, OK 73109
(405) 842-6100

MECH / ELEC / PLUMB / TELECOM
SPUR DESIGN
2519 MADISON AVE., STE 100
KANSAS CITY, MO 64108
(913) 369-7200

FIRE PROTECTION ENGINEER
RATED ENGINEERING
609 S. KELLY AVENUE, STE H2
EDMOND, OK 73003
(405) 210-5814

INDUSTRIAL HYGENIST
RIVERFRONT SAFETY & HEALTH
11140 S TOWNE SQUARE, STE 100
ST. LOUIS, MO 63123
(314) 917-0148

PHYSICAL SECURITY
FORCE PROTECT
10901 FRONT BEACH RD, UNIT 1415
PANAMA CITY BEACH, FL 32407
(502) 836-4232

ENGINEER: H2B #: 23-133

H2B

H2B, INC.
1225 NORTH LOOP WEST, # 800
HOUSTON, TEXAS 77008
(713) 864-2900

TEXAS FIRM REGISTRATION #: 8856

STAMP:
REGISTERED COMMUNICATIONS DISTRIBUTION DESIGNER
Bicsi
KRISTOPHER G HETLAGE
BICSI ID # 328501
EXPIRES 12-31-27
RCDD
7/16/25

Drawing Title
TELECOMMUNICATIONS DEMOLITION PLANS - BUILDING 100 - LEVEL 1 - AREA D

VA Health Care System Approval:

Project Title
REPLACE/UPGRADE CAMPUS OVERHEAD PAGING SYSTEM

Location MICHAEL E. DEBAKEY VAMC
2002 HOLCOMBE BLVD
HOUSTON, TX 77030

Date	Checked	Drawn
07/21/2025	KGH	MDT

Project Number
580-25-101

Building Number
100

Drawing Number
TND216
Drawing # 60 OF 231

Veterans Health Administration

VA U.S. Department of Veterans Affairs

VA FORM 08-6231

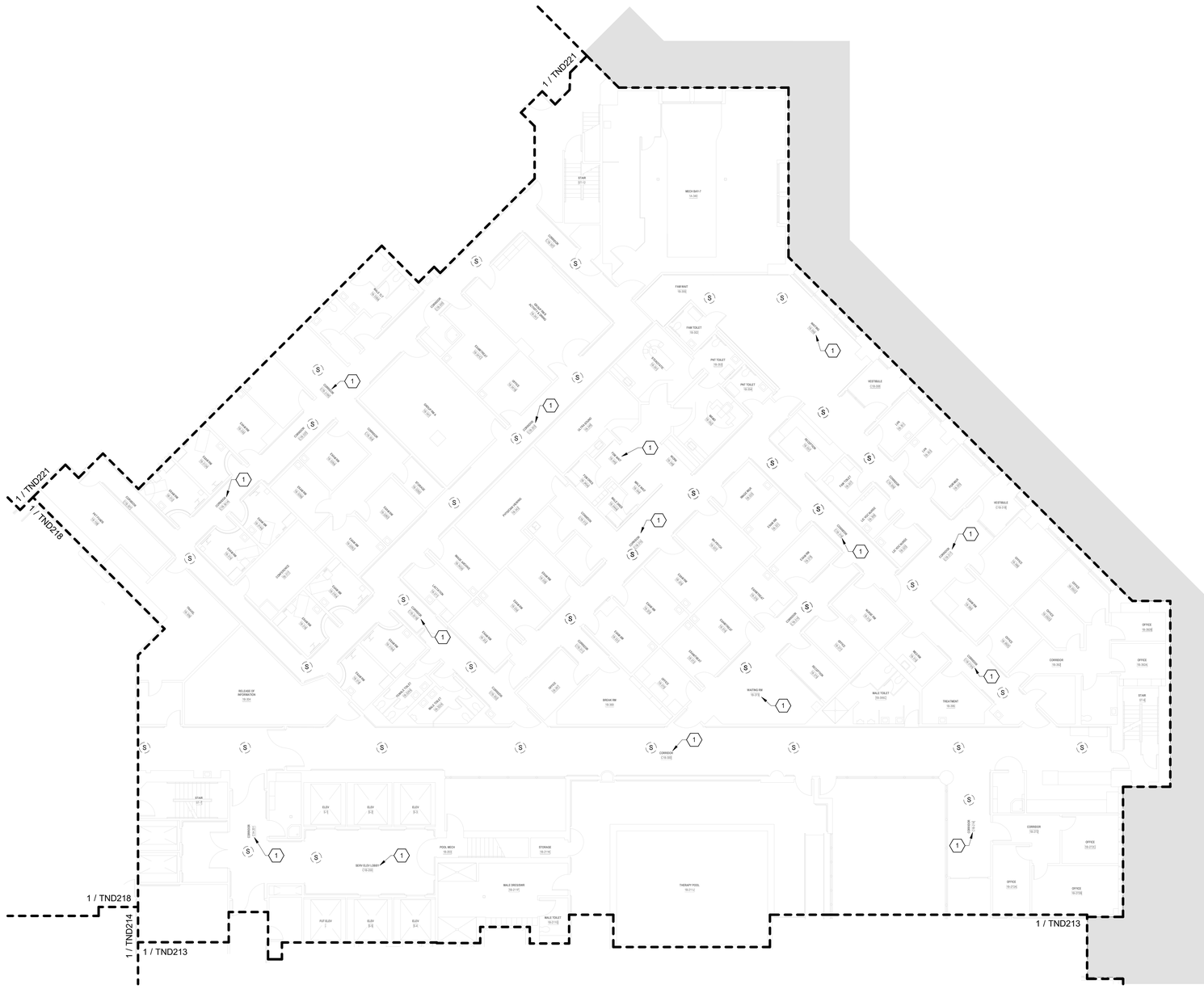

1 BLDG 100 - TELECOMMUNICATIONS DEMOLITION PLAN - LEVEL 1 - AREA E
3/32" = 1'-0"

TELECOMMUNICATIONS GENERAL DEMOLIITON NOTES

A. DRAWING IS DIAGRAMMATIC IN NATURE AND IS NOT TO BE CONSTRUED AS ALL INCLUSIVE; FIELD VERIFY EXISTING CONDITIONS AND ADJUST WORK AS REQUIRED TO EXECUTE SPECIFIED WORK.

B. EXISTING CONDITIONS INDICATED ARE BASED ON GENERAL FIELD NOTES AND HISTORICAL DATA AND DOCUMENTATION AND ARE FOR REFERENCE PURPOSES ONLY TO DEFINE SCOPE OF WORK; FIELD VERIFY ALL CONDITIONS.

C. THIS SITE IS AN ACTIVE WORKING ENVIRONMENT; SYSTEMS SHALL NOT BE SHUTDOWN WITHOUT WRITTEN AUTHORIZATION; ALL REQUESTS SHALL BE SUBMITTED IN WRITING A MINIMUM OF TEN (10) WORKING-DAYS PRIOR TO PROPOSED ACTIVITY DATE OR NEED UNLESS DIRECTED OTHERWISE.

D. SEE T-001 TELECOMMUNICATIONS COVER SHEET FOR SYMBOLS DEFINITION:
1. SYMBOLS GRAYED/ HALFTONE: INDICATED FOR REFERENCE AND/OR INDICATING EXISTING UNLESS SPECIFICALLY NOTED OTHERWISE.
2. SYMBOLS DASHED OR SPECIFICALLY KEYED NOTED: INDICATES DEMOLITION WORK.

E. LOCATE EXISTING COMMUNICATIONS CABLE AND PATHWAYS THAT MAY BE AFFECTED BY DEMOLITION AND CONSTRUCTION PRIOR TO DEMOLITION, INCLUDING BUT NOT LIMITED TO SYSTEMS PATHWAYS AND SERVICE ENTRANCES.

F. VERIFY ACTUAL QUANTITIES AND LOCATIONS OF EXISTING EQUIPMENT TO BE DEMOLISHED WITH THE OWNER AND GENERAL CONTRACTOR PRIOR TO COMMENCEMENT OF DEMOLITION WORK.

G. PROVIDE PATCHING, PAINTING OR OTHER WORK NECESSARY TO REPAIR DAMAGE TO WALLS, CEILINGS, OR SIMILAR CAUSED BY THE DEMOLITION OF THE SYSTEM. COORDINATE REPAIR WORK WITH GENERAL CONTRACTOR AND OWNER.

H. PENETRATIONS IN FIRE RATED ASSEMBLIES RESULTING FROM THE REMOVAL OF EQUIPMENT, PATHWAYS, CABLING, OR OTHER EQUIPMENT SHALL BE FIRE STOPPED PER THE LATEST EDITION OF THE UL FIRE RESISTANCE DIRECTORY.

I. REFER TO ARCHITECTURAL PLANS FOR MORE INFORMATION REGARDING THE SCOPE OF DEMOLITION WORK.

J. DEMOLITION WORK INCLUDES REMOVAL OF OVERHEAD PA SYSTEM DEVICES, AND INFRASTRUCTURE INCLUDING EQUIPMENT MOUNTING, BACKBOXES, CABLING, PATHWAYS, HANGARS, AND OTHER SUPPORTS.

K. THE OWNER CLAIMS FIRST RIGHT OF REFUSAL FOR EXISTING EQUIPMENT. COORDINATE SALVAGE REQUIREMENTS WITH THE OWNER PRIOR TO DEMOLITION. IDENTIFY, TAG, AND CAREFULLY DECOMMISSION EQUIPMENT TO BE SALVAGED FOR THE OWNER. EQUIPMENT NOT WANTED BY THE OWNER SHALL BE REMOVED FROM THE SITE AT THE CONTRACTOR'S EXPENSE.

L. PROVIDE BLANK COVER PLATES MATCHING THE SURROUNDING SURFACES ON ALL BACKBOXES TO REMAIN IN PLACE.

M. A COMPLETELY NEW SYSTEM SHALL BE PROVIDED THROUGH THE VAMC CAMPUS. SEE SHEETS TN101 THROUGH TN420 FOR THE NEW SYSTEM DESIGN.

TELECOMMUNICATIONS KEYNOTES

#	
1	EXISTING SPEAKER(S) INDICATED IN THIS AREA SHALL BE REPLACED WITH NEW IP-BASED PAGING SYSTEM. EXISTING SPEAKER TO REMAIN FUNCTIONAL UNTIL NEW IP-BASED SPEAKER SYSTEM HAS BEEN INSTALLED, TESTED, AND APPROVED. WHERE NEW SPEAKERS WILL BE INSTALLED IN SAME PLACE AS EXISTING, TEMPORARILY MOUNT EXISTING SPEAKER WHEN NEW SPEAKER IS INSTALLED. AFTER ACCEPTANCE OF NEW SPEAKER SYSTEM EXISTING SPEAKER, MOUNTING HARDWARE, CABLING, AND UNUSED RACEWAY SHALL BE DEMOLISHED BACK TO SOURCE.

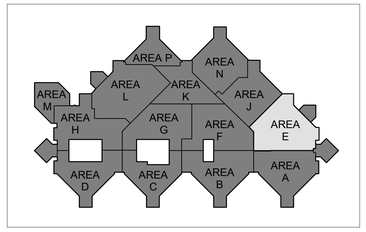

FULLY SPRINKLERED

100% BID DOCUMENTS

No.	REVISION DESCRIPTION	DATE

CONSULTANTS:

ARCHITECT
SPUR DESIGN
312 SW 25TH STREET
OKLAHOMA CITY, OK 73109
(405) 842-6100

MECH / ELEC / PLUMB / TELECOM
SPUR DESIGN
2519 MADISON AVE., STE 100
KANSAS CITY, MO 64108
(913) 369-7200

FIRE PROTECTION ENGINEER
RATED ENGINEERING
609 S. KELLY AVENUE, STE H2
EDMOND, OK 73003
(405) 210-5814

INDUSTRIAL HYGENIST
RIVERFRONT SAFETY & HEALTH
11140 S TOWNE SQUARE, STE 100
ST. LOUIS, MO 63123
(314) 917-0148

PHYSICAL SECURITY
FORCE PROTECT
10901 FRONT BEACH RD, UNIT 1415
PANAMA CITY BEACH, FL 32407
(502) 836-4232

ENGINEER: H2B #: 23-133

H2B, INC.
1225 NORTH LOOP WEST, # 800
HOUSTON, TEXAS 77008
(713) 864-2900

TEXAS FIRM REGISTRATION #: 8856

STAMP:
REGISTERED COMMUNICATIONS DISTRIBUTION DESIGNER
BICSI
KRISTOPHER G HETLAGE
BICSI ID # 328501
EXPIRES 12-31-27
RCDD
7/18/25

Drawing Title
TELECOMMUNICATIONS DEMOLITION PLANS - BUILDING 100 - LEVEL 1 - AREA E

VA Health Care System Approval:

Project Title
REPLACE/UPGRADE CAMPUS OVERHEAD PAGING SYSTEM

Location MICHAEL E. DEBAKEY VAMC
2002 HOLCOMBE BLVD
HOUSTON, TX 77030

Date	Checked	Drawn
07/21/2025	KGH	MDT

Project Number
580-25-101

Building Number

Drawing Number
TND217
Drawing # 61 OF 231

Veterans Health Administration

VA U.S. Department of Veterans Affairs

7/18/2025 17:10:47

VA FORM 08-6231

TELECOMMUNICATIONS GENERAL DEMOLIITON NOTES

A. DRAWING IS DIAGRAMMATIC IN NATURE AND IS NOT TO BE CONSTRUED AS ALL INCLUSIVE; FIELD VERIFY EXISTING CONDITIONS AND ADJUST WORK AS REQUIRED TO EXECUTE SPECIFIED WORK.

B. EXISTING CONDITIONS INDICATED ARE BASED ON GENERAL FIELD NOTES AND HISTORICAL DATA AND DOCUMENTATION AND ARE FOR REFERENCE PURPOSES ONLY TO DEFINE SCOPE OF WORK; FIELD VERIFY ALL CONDITIONS.

C. THIS SITE IS AN ACTIVE WORKING ENVIRONMENT; SYSTEMS SHALL NOT BE SHUTDOWN WITHOUT WRITTEN AUTHORIZATION; ALL REQUESTS SHALL BE SUBMITTED IN WRITING A MINIMUM OF TEN (10) WORKING-DAYS PRIOR TO PROPOSED ACTIVITY DATE OR NEED UNLESS DIRECTED OTHERWISE.

D. SEE T-001 TELECOMMUNICATIONS COVER SHEET FOR SYMBOLS DEFINITION:
1. SYMBOLS GRAYED/ HALFTONE: INDICATED FOR REFERENCE AND/OR INDICATING EXISTING UNLESS SPECIFICALLY NOTED OTHERWISE.
2. SYMBOLS DASHED OR SPECIFICALLY KEYED NOTED. INDICATES DEMOLITION WORK.

E. LOCATE EXISTING COMMUNICATIONS CABLE AND PATHWAYS THAT MAY BE AFFECTED BY DEMOLITION AND CONSTRUCTION PRIOR TO DEMOLITION, INCLUDING BUT NOT LIMITED TO SYSTEMS PATHWAYS AND SERVICE ENTRANCES.

F. VERIFY ACTUAL QUANTITIES AND LOCATIONS OF EXISTING EQUIPMENT TO BE DEMOLISHED WITH THE OWNER AND GENERAL CONTRACTOR PRIOR TO COMMENCEMENT OF DEMOLITION WORK.

G. PROVIDE PATCHING, PAINTING OR OTHER WORK.NECESSARY TO REPAIR DAMAGE TO WALLS, CEILINGS, OR SIMILAR CAUSED BY THE DEMOLITION OF THE SYSTEM. COORDINATE REPAIR WORK WITH GENERAL CONTRACTOR AND OWNER.

H. PENETRATIONS IN FIRE RATED ASSEMBLIES RESULTING FROM THE REMOVAL OF EQUIPMENT, PATHWAYS, CABLING, OR OTHER EQUIPMENT SHALL BE FIRE STOPPED PER THE LATEST EDITION OF THE UL FIRE RESISTANCE DIRECTORY.

I. REFER TO ARCHITECTURAL PLANS FOR MORE INFORMATION REGARDING THE SCOPE OF DEMOLITION WORK.

J. DEMOLITION WORK INCLUDES REMOVAL OF OVERHEAD PA SYSTEM DEVICES, AND INFRASTRUCTURE INCLUDING EQUIPMENT MOUNTING, BACKBOXES, CABLING, PATHWAYS, HANGARS, AND OTHER SUPPORTS.

K. THE OWNER CLAIMS FIRST RIGHT OF REFUSAL FOR EXISTING EQUIPMENT. COORDINATE SALVAGE REQUIREMENTS WITH THE OWNER PRIOR TO DEMOLITION. IDENTIFY, TAG, AND CAREFULLY DECOMMISSION EQUIPMENT TO BE SALVAGED FOR THE OWNER. EQUIPMENT NOT WANTED BY THE OWNER SHALL BE REMOVED FROM THE SITE AT THE CONTRACTOR'S EXPENSE.

L. PROVIDE BLANK COVER PLATES MATCHING THE SURROUNDING SURFACES ON ALL BACKBOXES TO REMAIN IN PLACE.

M. A COMPLETELY NEW SYSTEM SHALL BE PROVIDED THROUGH THE VAMC CAMPUS. SEE SHEETS TN101 THROUGH TN420 FOR THE NEW SYSTEM DESIGN.

TELECOMMUNICATIONS KEYNOTES

#	
1	EXISTING SPEAKER(S) INDICATED IN THIS AREA SHALL BE REPLACED WITH NEW IP-BASED PAGING SYSTEM. EXISTING SPEAKER TO REMAIN FUNCTIONAL UNTIL NEW IP-BASED SPEAKER SYSTEM HAS BEEN INSTALLED, TESTED, AND APPROVED. WHERE NEW SPEAKERS WILL BE INSTALLED IN SAME PLACE AS EXISTING, TEMPORARILY MOUNT EXISTING SPEAKER WHEN NEW SPEAKER IS INSTALLED. AFTER ACCEPTANCE OF NEW SPEAKER SYSTEM EXISTING SPEAKER, MOUNTING HARDWARE, CABLING, AND UNUSED RACEWAY SHALL BE DEMOLISHED BACK TO SOURCE.

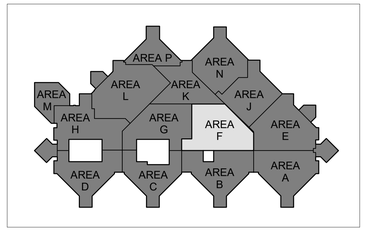

N

1 BLDG 100 - TELECOMMUNICATIONS DEMOLITION PLAN - LEVEL 1 - AREA F
3/32" = 1'-0"

FULLY SPRINKLERED

100% BID DOCUMENTS

No.	REVISION DESCRIPTION	DATE

CONSULTANTS:

ARCHITECT
SPUR DESIGN
312 SW 25TH STREET
OKLAHOMA CITY, OK 73109
(405) 842-6100

MECH / ELEC / PLUMB / TELECOM
SPUR DESIGN
2519 MADISON AVE., STE 100
KANSAS CITY, MO 64108
(913) 369-7200

FIRE PROTECTION ENGINEER
RATED ENGINEERING
609 S. KELLY AVENUE, STE H2
EDMOND, OK 73003
(405) 210-5814

INDUSTRIAL HYGENIST
RIVERFRONT SAFETY & HEALTH
11140 S TOWNE SQUARE, STE 100
ST. LOUIS, MO 63123
(314) 917-0148

PHYSICAL SECURITY
FORCE PROTECT
10901 FRONT BEACH RD, UNIT 1415
PANAMA CITY BEACH, FL 32407
(502) 836-4232

ENGINEER: H2B #: 23-133

H2B

H2B, INC.
1225 NORTH LOOP WEST, # 800
HOUSTON, TEXAS 77008
(713) 864-2900

TEXAS FIRM REGISTRATION #: 8856

STAMP:
REGISTERED COMMUNICATIONS DISTRIBUTION DESIGNER
BICSI
KRISTOPHER G HETLAGE
BICSI ID # 329601
EXPIRES 12-31-27
RCDD
7/18/25

Drawing Title
TELECOMMUNICATIONS DEMOLITION PLANS - BUILDING 100 - LEVEL 1 - AREA F

VA Health Care System Approval:

Project Title
REPLACE/UPGRADE CAMPUS OVERHEAD PAGING SYSTEM

Location MICHAEL E. DEBAKEY VAMC
2002 HOLCOMBE BLVD
HOUSTON, TX 77030

Date	Checked	Drawn
07/21/2025	KGH	MDT

Project Number
580-25-101

Building Number

Drawing Number
TND218
Drawing # 62 OF 231

Veterans Health Administration

VA U.S. Department of Veterans Affairs

7/18/2025 17:10:52

VA FORM 08-6231

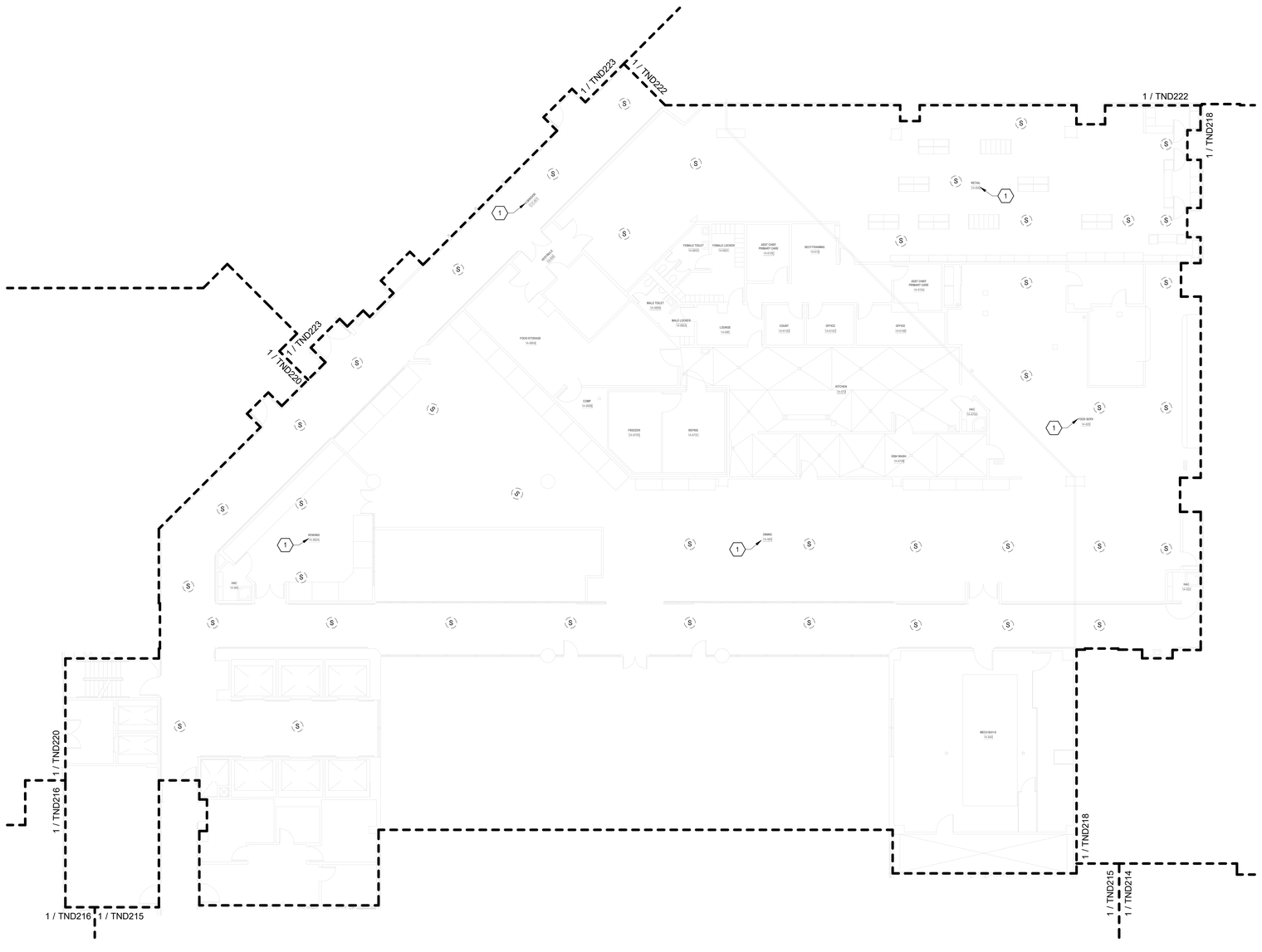

N

1 BLDG 100 - TELECOMMUNICATIONS DEMOLITION PLAN - LEVEL 1 - AREA G
3/32" = 1'-0"

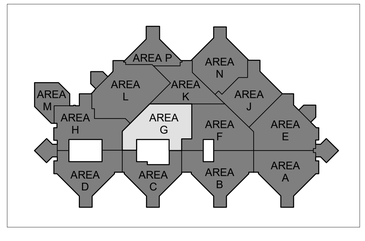

TELECOMMUNICATIONS GENERAL DEMOLIITON NOTES

A. DRAWING IS DIAGRAMMATIC IN NATURE AND IS NOT TO BE CONSTRUED AS ALL INCLUSIVE; FIELD VERIFY EXISTING CONDITIONS AND ADJUST WORK AS REQUIRED TO EXECUTE SPECIFIED WORK.

B. EXISTING CONDITIONS INDICATED ARE BASED ON GENERAL FIELD NOTES AND HISTORICAL DATA AND DOCUMENTATION AND ARE FOR REFERENCE PURPOSES ONLY TO DEFINE SCOPE OF WORK; FIELD VERIFY ALL CONDITIONS.

C. THIS SITE IS AN ACTIVE WORKING ENVIRONMENT; SYSTEMS SHALL NOT BE SHUTDOWN WITHOUT WRITTEN AUTHORIZATION; ALL REQUESTS SHALL BE SUBMITTED IN WRITING A MINIMUM OF TEN (10) WORKING-DAYS PRIOR TO PROPOSED ACTIVITY DATE OR NEED UNLESS DIRECTED OTHERWISE.

D. SEE T-001 TELECOMMUNICATIONS COVER SHEET FOR SYMBOLS DEFINITION:
1. SYMBOLS GRAYED/ HALFTONE: INDICATED FOR REFERENCE AND/OR INDICATING EXISTING UNLESS SPECIFICALLY NOTED OTHERWISE.
2. SYMBOLS DASHED OR SPECIFICALLY KEYED NOTED. INDICATES DEMOLITION WORK.

E. LOCATE EXISTING COMMUNICATIONS CABLE AND PATHWAYS THAT MAY BE AFFECTED BY DEMOLITION AND CONSTRUCTION PRIOR TO DEMOLITION, INCLUDING BUT NOT LIMITED TO SYSTEMS PATHWAYS AND SERVICE ENTRANCES.

F. VERIFY ACTUAL QUANTITIES AND LOCATIONS OF EXISTING EQUIPMENT TO BE DEMOLISHED WITH THE OWNER AND GENERAL CONTRACTOR PRIOR TO COMMENCEMENT OF DEMOLITION WORK.

G. PROVIDE PATCHING, PAINTING OR OTHER WORK NECESSARY TO REPAIR DAMAGE TO WALLS, CEILINGS, OR SIMILAR CAUSED BY THE DEMOLITION OF THE SYSTEM. COORDINATE REPAIR WORK WITH GENERAL CONTRACTOR AND OWNER.

H. PENETRATIONS IN FIRE RATED ASSEMBLIES RESULTING FROM THE REMOVAL OF EQUIPMENT, PATHWAYS, CABLING, OR OTHER EQUIPMENT SHALL BE FIRE STOPPED PER THE LATEST EDITION OF THE UL FIRE RESISTANCE DIRECTORY.

I. REFER TO ARCHITECTURAL PLANS FOR MORE INFORMATION REGARDING THE SCOPE OF DEMOLITION WORK.

J. DEMOLITION WORK INCLUDES REMOVAL OF OVERHEAD PA SYSTEM DEVICES, AND INFRASTRUCTURE INCLUDING EQUIPMENT MOUNTING, BACKBOXES, CABLING, PATHWAYS, HANGARS, AND OTHER SUPPORTS.

K. THE OWNER CLAIMS FIRST RIGHT OF REFUSAL FOR EXISTING EQUIPMENT. COORDINATE SALVAGE REQUIREMENTS WITH THE OWNER PRIOR TO DEMOLITION. IDENTIFY, TAG, AND CAREFULLY DECOMMISSION EQUIPMENT TO BE SALVAGED FOR THE OWNER. EQUIPMENT NOT WANTED BY THE OWNER SHALL BE REMOVED FROM THE SITE AT THE CONTRACTOR'S EXPENSE.

L. PROVIDE BLANK COVER PLATES MATCHING THE SURROUNDING SURFACES ON ALL BACKBOXES TO REMAIN IN PLACE.

M. A COMPLETELY NEW SYSTEM SHALL BE PROVIDED THROUGH THE VAMC CAMPUS. SEE SHEETS TN101 THROUGH TN420 FOR THE NEW SYSTEM DESIGN.

TELECOMMUNICATIONS KEYNOTES

#	
1	EXISTING SPEAKER(S) INDICATED IN THIS AREA SHALL BE REPLACED WITH NEW IP-BASED PAGING SYSTEM. EXISTING SPEAKER TO REMAIN FUNCTIONAL UNTIL NEW IP-BASED SPEAKER SYSTEM HAS BEEN INSTALLED, TESTED, AND APPROVED. WHERE NEW SPEAKERS WILL BE INSTALLED IN SAME PLACE AS EXISTING, TEMPORARILY MOUNT EXISTING SPEAKER WHEN NEW SPEAKER IS INSTALLED. AFTER ACCEPTANCE OF NEW SPEAKER SYSTEM EXISTING SPEAKER, MOUNTING HARDWARE, CABLING, AND UNUSED RACEWAY SHALL BE DEMOLISHED BACK TO SOURCE.

FULLY SPRINKLERED

100% BID DOCUMENTS

No.	REVISION DESCRIPTION	DATE

CONSULTANTS:

ARCHITECT
SPUR DESIGN
312 SW 25TH STREET
OKLAHOMA CITY, OK 73109
(405) 842-6100

MECH / ELEC / PLUMB / TELECOM
SPUR DESIGN
2519 MADISON AVE., STE 100
KANSAS CITY, MO 64108
(913) 369-7200

FIRE PROTECTION ENGINEER
RATED ENGINEERING
609 S. KELLY AVENUE, STE H2
EDMOND, OK 73003
(405) 210-5814

INDUSTRIAL HYGENIST
RIVERFRONT SAFETY & HEALTH
11140 S TOWNE SQUARE, STE 100
ST. LOUIS, MO 63123
(314) 917-0148

PHYSICAL SECURITY
FORCE PROTECT
10901 FRONT BEACH RD, UNIT 1415
PANAMA CITY BEACH, FL 32407
(502) 836-4232

ENGINEER: H2B #: 23-133

H2B

H2B, INC.
1225 NORTH LOOP WEST, # 800
HOUSTON, TEXAS 77008
(713) 864-2900

TEXAS FIRM REGISTRATION #: 8856

STAMP:
REGISTERED COMMUNICATIONS DISTRIBUTION DESIGNER
Bicsi
KRISTOPHER G HETLAGE
BICSI ID # 328601
EXPIRES 12-31-27
RCDD
7/18/25

Drawing Title
TELECOMMUNICATIONS DEMOLITION PLANS - BUILDING 100 - LEVEL 1 - AREA G

VA Health Care System Approval:

Project Title
REPLACE/UPGRADE CAMPUS OVERHEAD PAGING SYSTEM

Location: MICHAEL E. DEBAKEY VAMC, 2002 HOLCOMBE BLVD, HOUSTON, TX 77030

Date: **07/21/2025** | Checked: KGH | Drawn: MDT

Project Number: **580-25-101**

Building Number:

Drawing Number
TND219
Drawing # 63 OF 231

Veterans Health Administration

VA U.S. Department of Veterans Affairs

7/18/2025 17:10:56

VA FORM 08-6231

TELECOMMUNICATIONS GENERAL DEMOLIITON NOTES

A. DRAWING IS DIAGRAMMATIC IN NATURE AND IS NOT TO BE CONSTRUED AS ALL INCLUSIVE; FIELD VERIFY EXISTING CONDITIONS AND ADJUST WORK AS REQUIRED TO EXECUTE SPECIFIED WORK.

B. EXISTING CONDITIONS INDICATED ARE BASED ON GENERAL FIELD NOTES AND HISTORICAL DATA AND DOCUMENTATION AND ARE FOR REFERENCE PURPOSES ONLY TO DEFINE SCOPE OF WORK; FIELD VERIFY ALL CONDITIONS.

C. THIS SITE IS AN ACTIVE WORKING ENVIRONMENT; SYSTEMS SHALL NOT BE SHUTDOWN WITHOUT WRITTEN AUTHORIZATION; ALL REQUESTS SHALL BE SUBMITTED IN WRITING A MINIMUM OF TEN (10) WORKING-DAYS PRIOR TO PROPOSED ACTIVITY DATE OR NEED UNLESS DIRECTED OTHERWISE.

D. SEE T-001 TELECOMMUNICATIONS COVER SHEET FOR SYMBOLS DEFINITION:
1. SYMBOLS GRAYED/ HALFTONE: INDICATED FOR REFERENCE AND/OR INDICATING EXISTING UNLESS SPECIFICALLY NOTED OTHERWISE.
2. SYMBOLS DASHED OR SPECIFICALLY KEYED NOTED: INDICATES DEMOLITION WORK.

E. LOCATE EXISTING COMMUNICATIONS CABLE AND PATHWAYS THAT MAY BE AFFECTED BY DEMOLITION AND CONSTRUCTION PRIOR TO DEMOLITION, INCLUDING BUT NOT LIMITED TO SYSTEMS PATHWAYS AND SERVICE ENTRANCES.

F. VERIFY ACTUAL QUANTITIES AND LOCATIONS OF EXISTING EQUIPMENT TO BE DEMOLISHED WITH THE OWNER AND GENERAL CONTRACTOR PRIOR TO COMMENCEMENT OF DEMOLITION WORK.

G. PROVIDE PATCHING, PAINTING OR OTHER WORK NECESSARY TO REPAIR DAMAGE TO WALLS, CEILINGS, OR SIMILAR CAUSED BY THE DEMOLITION OF THE SYSTEM. COORDINATE REPAIR WORK WITH GENERAL CONTRACTOR AND OWNER.

H. PENETRATIONS IN FIRE RATED ASSEMBLIES RESULTING FROM THE REMOVAL OF EQUIPMENT, PATHWAYS, CABLING, OR OTHER EQUIPMENT SHALL BE FIRE STOPPED PER THE LATEST EDITION OF THE UL FIRE RESISTANCE DIRECTORY.

I. REFER TO ARCHITECTURAL PLANS FOR MORE INFORMATION REGARDING THE SCOPE OF DEMOLITION WORK.

J. DEMOLITION WORK INCLUDES REMOVAL OF OVERHEAD PA SYSTEM DEVICES, AND INFRASTRUCTURE INCLUDING EQUIPMENT MOUNTING, BACKBOXES, CABLING, PATHWAYS, HANGARS, AND OTHER SUPPORTS.

K. THE OWNER CLAIMS FIRST RIGHT OF REFUSAL FOR EXISTING EQUIPMENT. COORDINATE SALVAGE REQUIREMENTS WITH THE OWNER PRIOR TO DEMOLITION. IDENTIFY, TAG, AND CAREFULLY DECOMMISSION EQUIPMENT TO BE SALVAGED FOR THE OWNER. EQUIPMENT NOT WANTED BY THE OWNER SHALL BE REMOVED FROM THE SITE AT THE CONTRACTOR'S EXPENSE.

L. PROVIDE BLANK COVER PLATES MATCHING THE SURROUNDING SURFACES ON ALL BACKBOXES TO REMAIN IN PLACE.

M. A COMPLETELY NEW SYSTEM SHALL BE PROVIDED THROUGH THE VAMC CAMPUS. SEE SHEETS TN101 THROUGH TN420 FOR THE NEW SYSTEM DESIGN.

TELECOMMUNICATIONS KEYNOTES

#	
1	EXISTING SPEAKER(S) INDICATED IN THIS AREA SHALL BE REPLACED WITH NEW IP-BASED PAGING SYSTEM. EXISTING SPEAKER TO REMAIN FUNCTIONAL UNTIL NEW IP-BASED SPEAKER SYSTEM HAS BEEN INSTALLED, TESTED, AND APPROVED. WHERE NEW SPEAKERS WILL BE INSTALLED IN SAME PLACE AS EXISTING, TEMPORARILY MOUNT EXISTING SPEAKER WHEN NEW SPEAKER IS INSTALLED. AFTER ACCEPTANCE OF NEW SPEAKER SYSTEM EXISTING SPEAKER, MOUNTING HARDWARE, CABLING, AND UNUSED RACEWAY SHALL BE DEMOLISHED BACK TO SOURCE.

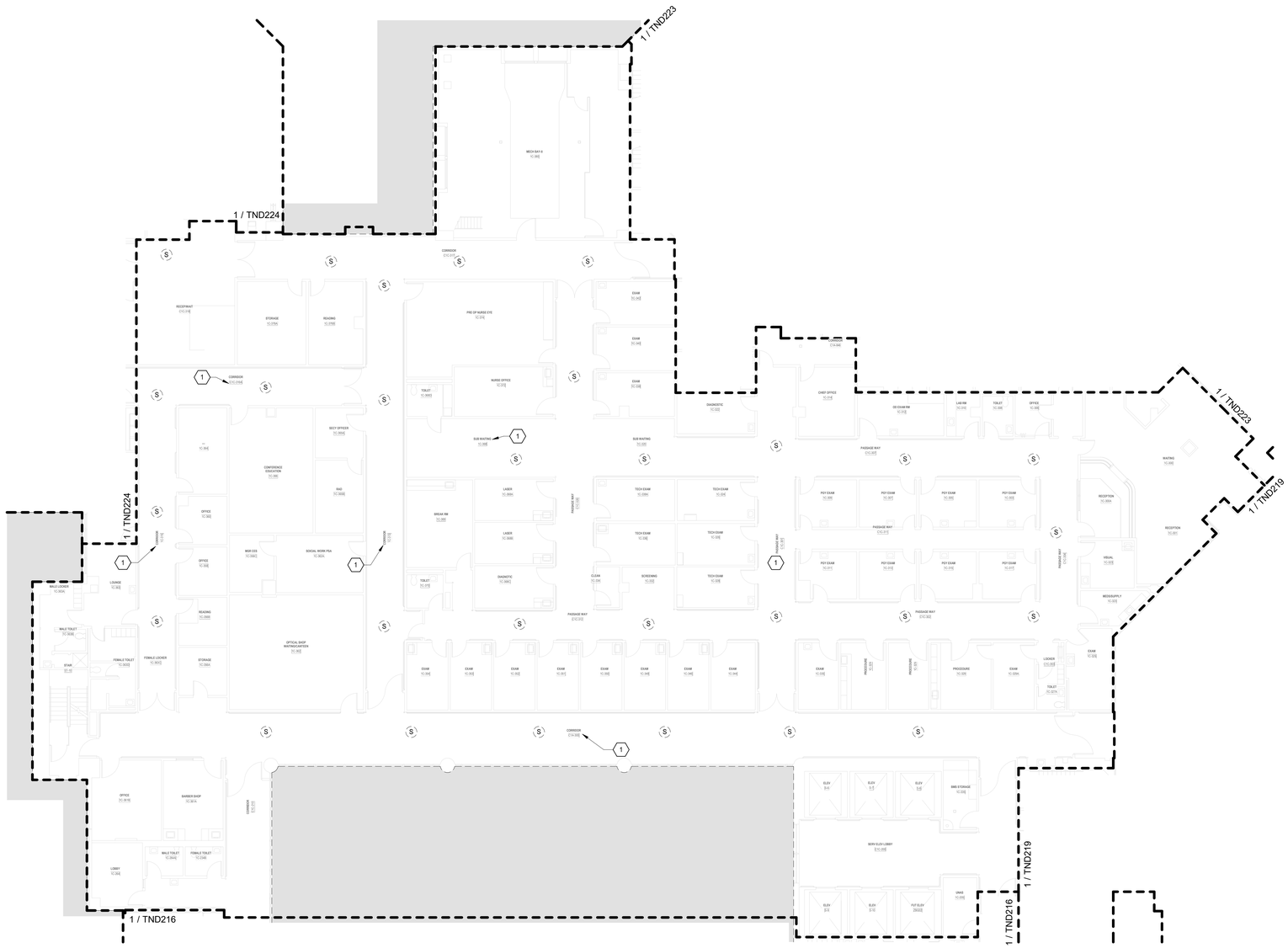

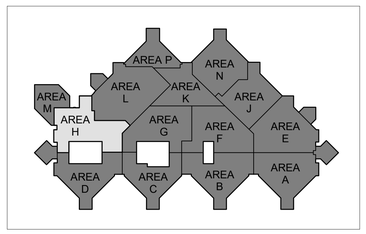

N

1 BLDG 100 - TELECOMMUNICATIONS DEMOLITION PLAN - LEVEL 1 - AREA H
3/32" = 1'-0"

FULLY SPRINKLERED

100% BID DOCUMENTS

No.	REVISION DESCRIPTION	DATE

CONSULTANTS:

ARCHITECT
SPUR DESIGN
312 SW 25TH STREET
OKLAHOMA CITY, OK 73109
(405) 842-6100

MECH / ELEC / PLUMB / TELECOM
SPUR DESIGN
2519 MADISON AVE., STE 100
KANSAS CITY, MO 64108
(913) 369-7200

FIRE PROTECTION ENGINEER
RATED ENGINEERING
609 S. KELLY AVENUE, STE H2
EDMOND, OK 73003
(405) 210-5814

INDUSTRIAL HYGENIST
RIVERFRONT SAFETY & HEALTH
11140 S TOWNE SQUARE, STE 100
ST. LOUIS, MO 63123
(314) 917-0148

PHYSICAL SECURITY
FORCE PROTECT
10901 FRONT BEACH RD, UNIT 1415
PANAMA CITY BEACH, FL 32407
(502) 836-4232

ENGINEER: H2B #: 23-133

H2B, INC.
1225 NORTH LOOP WEST, # 800
HOUSTON, TEXAS 77008
(713) 864-2900

TEXAS FIRM REGISTRATION #: 8856

STAMP:
REGISTERED COMMUNICATIONS DISTRIBUTION DESIGNER
BICSI
KRISTOPHER Q. HETLAGE
BICSI ID # 328601
EXPIRES 12-31-27
RCDD
9/4/25

Drawing Title
TELECOMMUNICATIONS DEMOLITION PLANS - BUILDING 100 - LEVEL 1 - AREA H

VA Health Care System Approval:

Project Title
REPLACE/UPGRADE CAMPUS OVERHEAD PAGING SYSTEM

Location MICHAEL E. DEBAKEY VAMC
2002 HOLCOMBE BLVD
HOUSTON, TX 77030

Date	Checked	Drawn
07/21/2025	KGH	MDT

Project Number **580-25-101**

Building Number

Drawing Number **TND220**

Drawing # 64 OF 231

Veterans Health Administration

VA | U.S. Department of Veterans Affairs

7/18/2025 17:11:01

VA FORM 08-6231

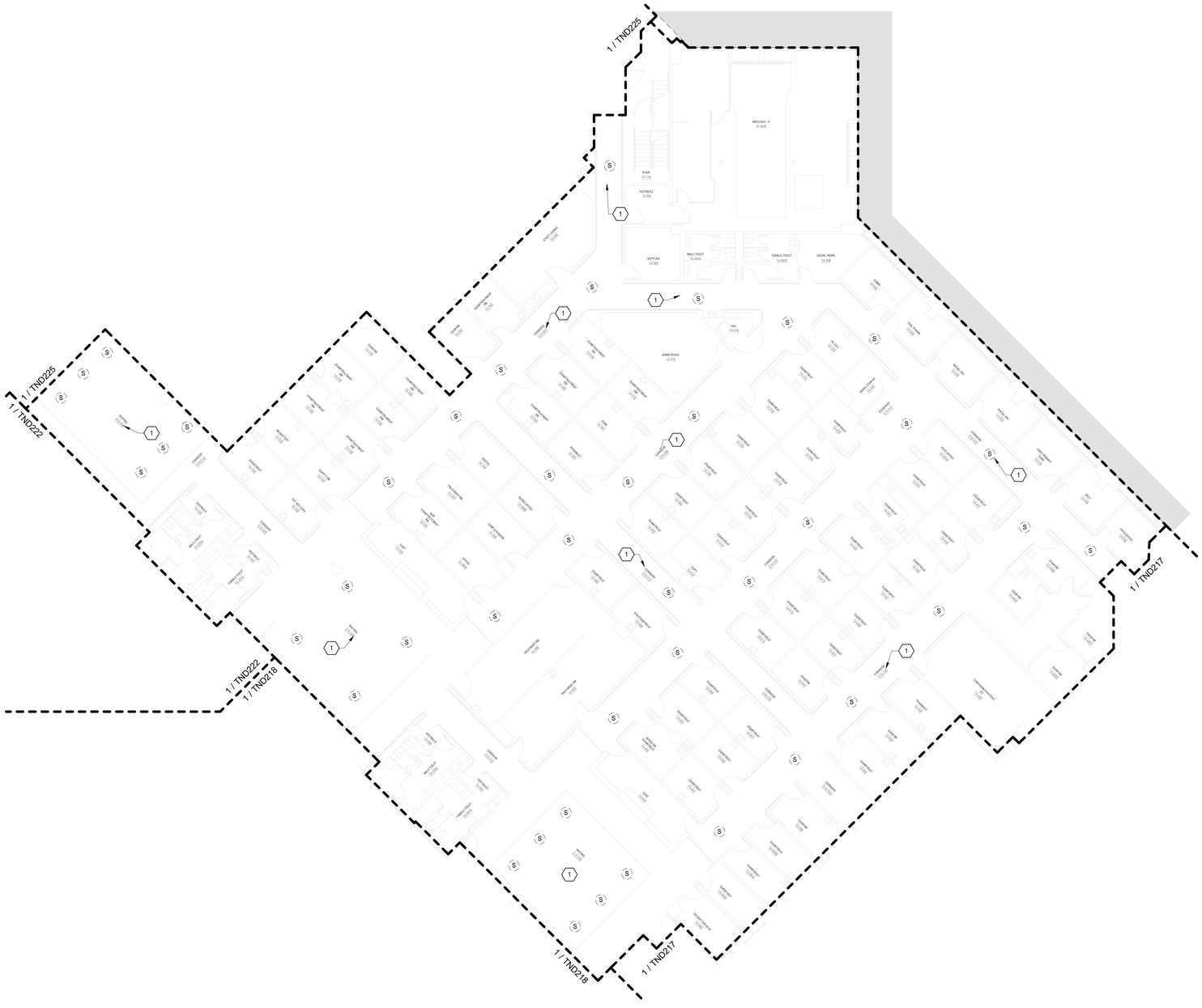

TELECOMMUNICATIONS GENERAL DEMOLIITON NOTES

A. DRAWING IS DIAGRAMMATIC IN NATURE AND IS NOT TO BE CONSTRUED AS ALL INCLUSIVE; FIELD VERIFY EXISTING CONDITIONS AND ADJUST WORK AS REQUIRED TO EXECUTE SPECIFIED WORK.

B. EXISTING CONDITIONS INDICATED ARE BASED ON GENERAL FIELD NOTES AND HISTORICAL DATA AND DOCUMENTATION AND ARE FOR REFERENCE PURPOSES ONLY TO DEFINE SCOPE OF WORK; FIELD VERIFY ALL CONDITIONS.

C. THIS SITE IS AN ACTIVE WORKING ENVIRONMENT; SYSTEMS SHALL NOT BE SHUTDOWN WITHOUT WRITTEN AUTHORIZATION; ALL REQUESTS SHALL BE SUBMITTED IN WRITING A MINIMUM OF TEN (10) WORKING-DAYS PRIOR TO PROPOSED ACTIVITY DATE OR NEED UNLESS DIRECTED OTHERWISE.

D. SEE T-001 TELECOMMUNICATIONS COVER SHEET FOR SYMBOLS DEFINITION:
1. SYMBOLS GRAYED/ HALFTONE: INDICATED FOR REFERENCE AND/OR INDICATING EXISTING UNLESS SPECIFICALLY NOTED OTHERWISE.
2. SYMBOLS DASHED OR SPECIFICALLY KEYED NOTED. INDICATES DEMOLITION WORK.

E. LOCATE EXISTING COMMUNICATIONS CABLE AND PATHWAYS THAT MAY BE AFFECTED BY DEMOLITION AND CONSTRUCTION PRIOR TO DEMOLITION, INCLUDING BUT NOT LIMITED TO SYSTEMS PATHWAYS AND SERVICE ENTRANCES.

F. VERIFY ACTUAL QUANTITIES AND LOCATIONS OF EXISTING EQUIPMENT TO BE DEMOLISHED WITH THE OWNER AND GENERAL CONTRACTOR PRIOR TO COMMENCEMENT OF DEMOLITION WORK.

G. PROVIDE PATCHING, PAINTING OR OTHER WORK NECESSARY TO REPAIR DAMAGE TO WALLS, CEILINGS, OR SIMILAR CAUSED BY THE DEMOLITION OF THE SYSTEM. COORDINATE REPAIR WORK WITH GENERAL CONTRACTOR AND OWNER.

H. PENETRATIONS IN FIRE RATED ASSEMBLIES RESULTING FROM THE REMOVAL OF EQUIPMENT, PATHWAYS, CABLING, OR OTHER EQUIPMENT SHALL BE FIRE STOPPED PER THE LATEST EDITION OF THE UL FIRE RESISTANCE DIRECTORY.

I. REFER TO ARCHITECTURAL PLANS FOR MORE INFORMATION REGARDING THE SCOPE OF DEMOLITION WORK.

J. DEMOLITION WORK INCLUDES REMOVAL OF OVERHEAD PA SYSTEM DEVICES, AND INFRASTRUCTURE INCLUDING EQUIPMENT MOUNTING, BACKBOXES, CABLING, PATHWAYS, HANGARS, AND OTHER SUPPORTS.

K. THE OWNER CLAIMS FIRST RIGHT OF REFUSAL FOR EXISTING EQUIPMENT. COORDINATE SALVAGE REQUIREMENTS WITH THE OWNER PRIOR TO DEMOLITION. IDENTIFY, TAG, AND CAREFULLY DECOMMISSION EQUIPMENT TO BE SALVAGED FOR THE OWNER. EQUIPMENT NOT WANTED BY THE OWNER SHALL BE REMOVED FROM THE SITE AT THE CONTRACTOR'S EXPENSE.

L. PROVIDE BLANK COVER PLATES MATCHING THE SURROUNDING SURFACES ON ALL BACKBOXES TO REMAIN IN PLACE.

M. A COMPLETELY NEW SYSTEM SHALL BE PROVIDED THROUGH THE VAMC CAMPUS. SEE SHEETS TN101 THROUGH TN420 FOR THE NEW SYSTEM DESIGN.

TELECOMMUNICATIONS KEYNOTES

#	
1	EXISTING SPEAKER(S) INDICATED IN THIS AREA SHALL BE REPLACED WITH NEW IP-BASED PAGING SYSTEM. EXISTING SPEAKER TO REMAIN FUNCTIONAL UNTIL NEW IP-BASED SPEAKER SYSTEM HAS BEEN INSTALLED, TESTED, AND APPROVED. WHERE NEW SPEAKERS WILL BE INSTALLED IN SAME PLACE AS EXISTING, TEMPORARILY MOUNT EXISTING SPEAKER WHEN NEW SPEAKER IS INSTALLED. AFTER ACCEPTANCE OF NEW SPEAKER SYSTEM EXISTING SPEAKER, MOUNTING HARDWARE, CABLING, AND UNUSED RACEWAY SHALL BE DEMOLISHED BACK TO SOURCE.

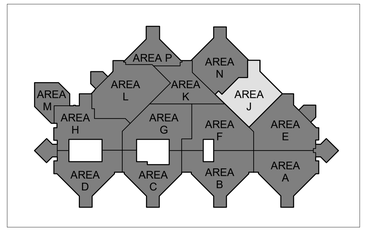

N

1 BLDG 100 - TELECOMMUNICATIONS DEMOLITION PLAN - LEVEL 1 - AREA J
3/32" = 1'-0"

FULLY SPRINKLERED

100% BID DOCUMENTS

No.	REVISION DESCRIPTION	DATE

CONSULTANTS:

ARCHITECT
SPUR DESIGN
312 SW 25TH STREET
OKLAHOMA CITY, OK 73109
(405) 842-6100

MECH / ELEC / PLUMB / TELECOM
SPUR DESIGN
2519 MADISON AVE., STE 100
KANSAS CITY, MO 64108
(913) 369-7200

FIRE PROTECTION ENGINEER
RATED ENGINEERING
609 S. KELLY AVENUE, STE H2
EDMOND, OK 73003
(405) 210-5814

INDUSTRIAL HYGENIST
RIVERFRONT SAFETY & HEALTH
11140 S TOWNE SQUARE, STE 100
ST. LOUIS, MO 63123
(314) 917-0148

PHYSICAL SECURITY
FORCE PROTECT
10901 FRONT BEACH RD, UNIT 1415
PANAMA CITY BEACH, FL 32407
(502) 836-4232

ENGINEER: H2B #: 23-133

H2B, INC.
1225 NORTH LOOP WEST, # 800
HOUSTON, TEXAS 77008
(713) 864-2900

TEXAS FIRM REGISTRATION #: 8856

STAMP:
REGISTERED COMMUNICATIONS DISTRIBUTION DESIGNER
BICSI
KRISTOPHER G HETLAGE
BICSI ID # 328601
EXPIRES 12-31-27
RCDD
7/16/25

Drawing Title
TELECOMMUNICATIONS DEMOLITION PLANS - BUILDING 100 - LEVEL 1 - AREA J

VA Health Care System Approval:

Project Title
REPLACE/UPGRADE CAMPUS OVERHEAD PAGING SYSTEM

Location MICHAEL E. DEBAKEY VAMC
2002 HOLCOMBE BLVD
HOUSTON, TX 77030

Date	Checked	Drawn
07/21/2025	KGH	MDT

Project Number
580-25-101

Building Number

Drawing Number
TND221
Drawing # 65 OF 231

Veterans Health Administration

VA U.S. Department of Veterans Affairs

7/18/2025 17:11:06

VA FORM 08-6231

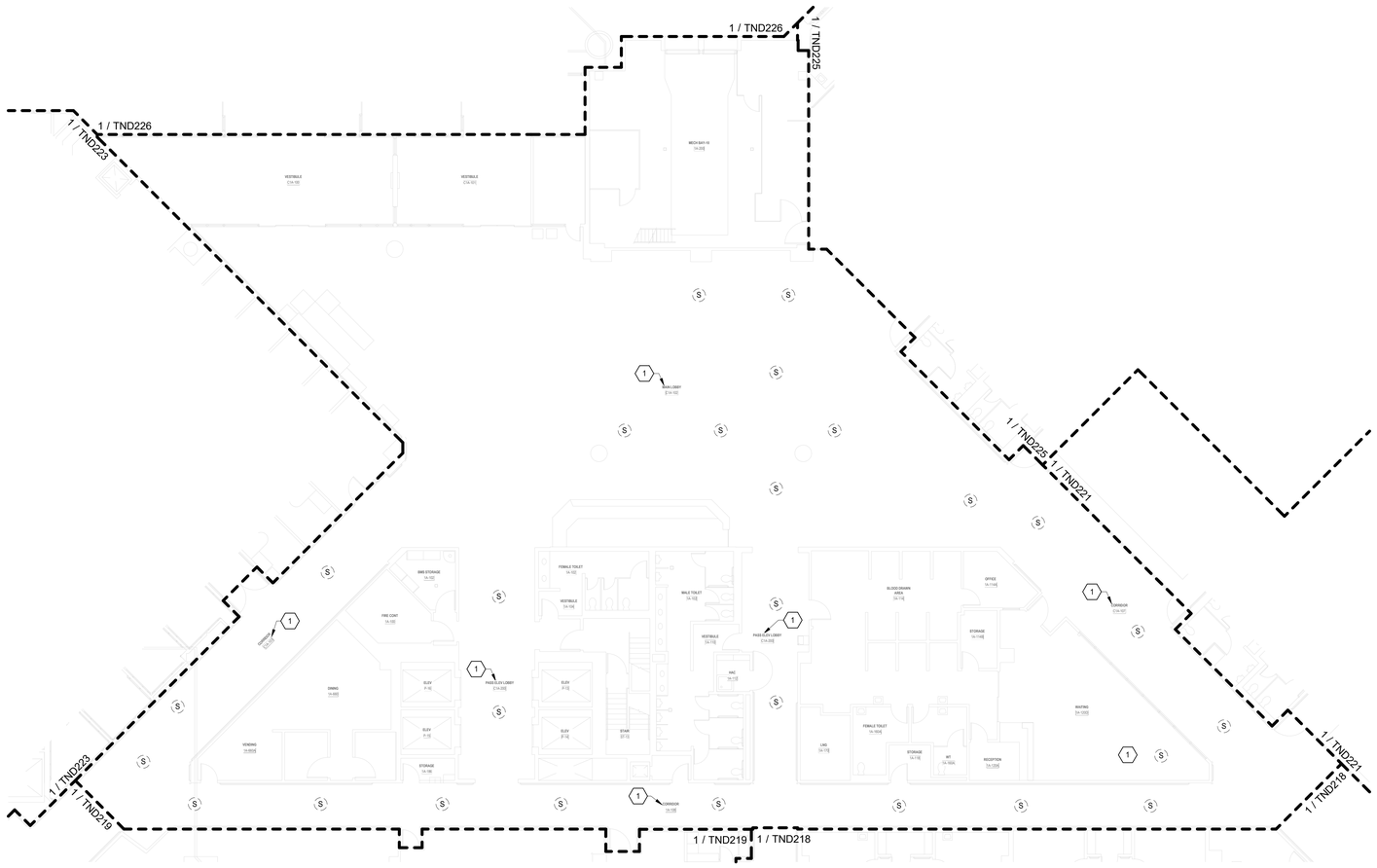

TELECOMMUNICATIONS GENERAL DEMOLIITON NOTES

A. DRAWING IS DIAGRAMMATIC IN NATURE AND IS NOT TO BE CONSTRUED AS ALL INCLUSIVE; FIELD VERIFY EXISTING CONDITIONS AND ADJUST WORK AS REQUIRED TO EXECUTE SPECIFIED WORK.

B. EXISTING CONDITIONS INDICATED ARE BASED ON GENERAL FIELD NOTES AND HISTORICAL DATA AND DOCUMENTATION AND ARE FOR REFERENCE PURPOSES ONLY TO DEFINE SCOPE OF WORK; FIELD VERIFY ALL CONDITIONS.

C. THIS SITE IS AN ACTIVE WORKING ENVIRONMENT; SYSTEMS SHALL NOT BE SHUTDOWN WITHOUT WRITTEN AUTHORIZATION; ALL REQUESTS SHALL BE SUBMITTED IN WRITING A MINIMUM OF TEN (10) WORKING-DAYS PRIOR TO PROPOSED ACTIVITY DATE OR NEED UNLESS DIRECTED OTHERWISE.

D. SEE T-001 TELECOMMUNICATIONS COVER SHEET FOR SYMBOLS DEFINITION:
1. SYMBOLS GRAYED/ HALFTONE: INDICATED FOR REFERENCE AND/OR INDICATING EXISTING UNLESS SPECIFICALLY NOTED OTHERWISE.
2. SYMBOLS DASHED OR SPECIFICALLY KEYED NOTED: INDICATES DEMOLITION WORK.

E. LOCATE EXISTING COMMUNICATIONS CABLE AND PATHWAYS THAT MAY BE AFFECTED BY DEMOLITION AND CONSTRUCTION PRIOR TO DEMOLITION, INCLUDING BUT NOT LIMITED TO SYSTEMS PATHWAYS AND SERVICE ENTRANCES.

F. VERIFY ACTUAL QUANTITIES AND LOCATIONS OF EXISTING EQUIPMENT TO BE DEMOLISHED WITH THE OWNER AND GENERAL CONTRACTOR PRIOR TO COMMENCEMENT OF DEMOLITION WORK.

G. PROVIDE PATCHING, PAINTING OR OTHER WORK NECESSARY TO REPAIR DAMAGE TO WALLS, CEILINGS, OR SIMILAR CAUSED BY THE DEMOLITION OF THE SYSTEM. COORDINATE REPAIR WORK WITH GENERAL CONTRACTOR AND OWNER.

H. PENETRATIONS IN FIRE RATED ASSEMBLIES RESULTING FROM THE REMOVAL OF EQUIPMENT, PATHWAYS, CABLING, OR OTHER EQUIPMENT SHALL BE FIRE STOPPED PER THE LATEST EDITION OF THE UL FIRE RESISTANCE DIRECTORY.

I. REFER TO ARCHITECTURAL PLANS FOR MORE INFORMATION REGARDING THE SCOPE OF DEMOLITION WORK.

J. DEMOLITION WORK INCLUDES REMOVAL OF OVERHEAD PA SYSTEM DEVICES, AND INFRASTRUCTURE INCLUDING EQUIPMENT MOUNTING, BACKBOXES, CABLING, PATHWAYS, HANGARS, AND OTHER SUPPORTS.

K. THE OWNER CLAIMS FIRST RIGHT OF REFUSAL FOR EXISTING EQUIPMENT. COORDINATE SALVAGE REQUIREMENTS WITH THE OWNER PRIOR TO DEMOLITION. IDENTIFY, TAG, AND CAREFULLY DECOMMISSION EQUIPMENT TO BE SALVAGED FOR THE OWNER. EQUIPMENT NOT WANTED BY THE OWNER SHALL BE REMOVED FROM THE SITE AT THE CONTRACTOR'S EXPENSE.

L. PROVIDE BLANK COVER PLATES MATCHING THE SURROUNDING SURFACES ON ALL BACKBOXES TO REMAIN IN PLACE.

M. A COMPLETELY NEW SYSTEM SHALL BE PROVIDED THROUGH THE VAMC CAMPUS. SEE SHEETS TN101 THROUGH TN420 FOR THE NEW SYSTEM DESIGN.

TELECOMMUNICATIONS KEYNOTES

#	
1	EXISTING SPEAKER(S) INDICATED IN THIS AREA SHALL BE REPLACED WITH NEW IP-BASED PAGING SYSTEM. EXISTING SPEAKER TO REMAIN FUNCTIONAL UNTIL NEW IP-BASED SPEAKER SYSTEM HAS BEEN INSTALLED, TESTED, AND APPROVED. WHERE NEW SPEAKERS WILL BE INSTALLED IN SAME PLACE AS EXISTING, TEMPORARILY MOUNT EXISTING SPEAKER WHEN NEW SPEAKER IS INSTALLED. AFTER ACCEPTANCE OF NEW SPEAKER SYSTEM EXISTING SPEAKER, MOUNTING HARDWARE, CABLING, AND UNUSED RACEWAY SHALL BE DEMOLISHED BACK TO SOURCE.

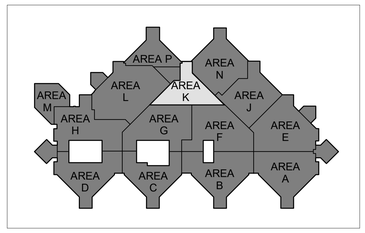

N

1 BLDG 100 - TELECOMMUNICATIONS DEMOLITION PLAN - LEVEL 1 - AREA K
3/32" = 1'-0"

FULLY SPRINKLERED

100% BID DOCUMENTS

No.	REVISION DESCRIPTION	DATE

CONSULTANTS:

ARCHITECT
SPUR DESIGN
312 SW 25TH STREET
OKLAHOMA CITY, OK 73109
(405) 842-6100

MECH / ELEC / PLUMB / TELECOM
SPUR DESIGN
2519 MADISON AVE., STE 100
KANSAS CITY, MO 64108
(913) 369-7200

FIRE PROTECTION ENGINEER
RATED ENGINEERING
609 S. KELLY AVENUE, STE H2
EDMOND, OK 73003
(405) 210-5814

INDUSTRIAL HYGENIST
RIVERFRONT SAFETY & HEALTH
11140 S TOWNE SQUARE, STE 100
ST. LOUIS, MO 63123
(314) 917-0148

PHYSICAL SECURITY
FORCE PROTECT
10901 FRONT BEACH RD, UNIT 1415
PANAMA CITY BEACH, FL 32407
(502) 836-4232

ENGINEER: H2B #: 23-133

H2B, INC.
1225 NORTH LOOP WEST, # 800
HOUSTON, TEXAS 77008
(713) 864-2900

TEXAS FIRM REGISTRATION #: 8856

STAMP:
REGISTERED COMMUNICATIONS DISTRIBUTION DESIGNER
Bicsi
KRISTOPHER G HETLAGE
BICSI ID # 329601
EXPIRES 12-31-27
RCDD
7/16/25

Drawing Title
TELECOMMUNICATIONS DEMOLITION PLANS - BUILDING 100 - LEVEL 1 - AREA K

VA Health Care System Approval:

Project Title
REPLACE/UPGRADE CAMPUS OVERHEAD PAGING SYSTEM

Location MICHAEL E. DEBAKEY VAMC
2002 HOLCOMBE BLVD
HOUSTON, TX 77030

Date **07/21/2025** | Checked KGH | Drawn MDT

Project Number **580-25-101**

Building Number

Drawing Number
TND222
Drawing # 66 OF 231

Veterans Health Administration

VA U.S. Department of Veterans Affairs

7/18/2025 17:11:10

VA FORM 08-6231

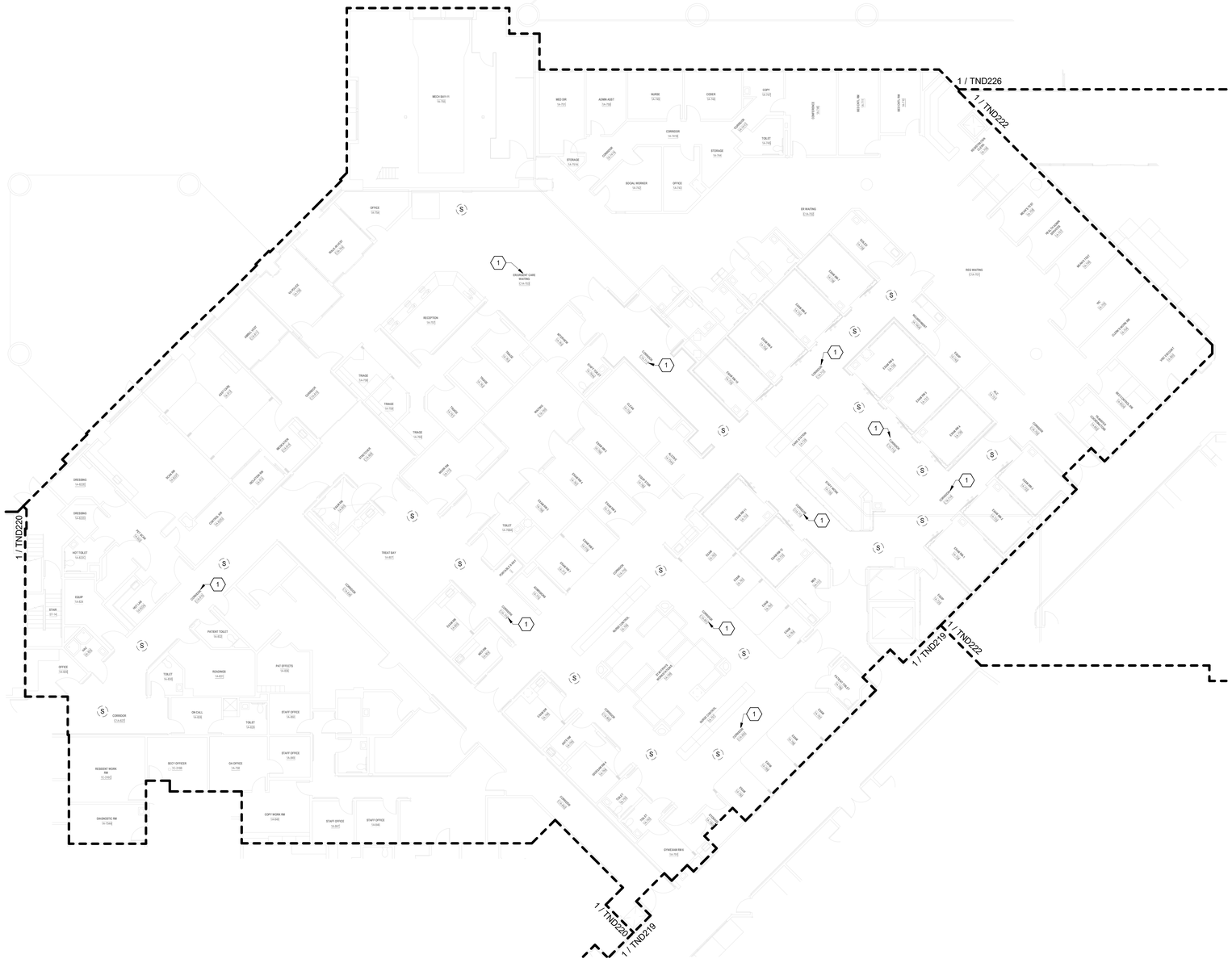

TELECOMMUNICATIONS GENERAL DEMOLIITON NOTES

A. DRAWING IS DIAGRAMMATIC IN NATURE AND IS NOT TO BE CONSTRUED AS ALL INCLUSIVE; FIELD VERIFY EXISTING CONDITIONS AND ADJUST WORK AS REQUIRED TO EXECUTE SPECIFIED WORK.

B. EXISTING CONDITIONS INDICATED ARE BASED ON GENERAL FIELD NOTES AND HISTORICAL DATA AND DOCUMENTATION AND ARE FOR REFERENCE PURPOSES ONLY TO DEFINE SCOPE OF WORK; FIELD VERIFY ALL CONDITIONS.

C. THIS SITE IS AN ACTIVE WORKING ENVIRONMENT; SYSTEMS SHALL NOT BE SHUTDOWN WITHOUT WRITTEN AUTHORIZATION; ALL REQUESTS SHALL BE SUBMITTED IN WRITING A MINIMUM OF TEN (10) WORKING-DAYS PRIOR TO PROPOSED ACTIVITY DATE OR NEED UNLESS DIRECTED OTHERWISE.

D. SEE T-001 TELECOMMUNICATIONS COVER SHEET FOR SYMBOLS DEFINITION:
1. SYMBOLS GRAYED/ HALFTONE: INDICATED FOR REFERENCE AND/OR INDICATING EXISTING UNLESS SPECIFICALLY NOTED OTHERWISE.
2. SYMBOLS DASHED OR SPECIFICALLY KEYED NOTED: INDICATES DEMOLITION WORK.

E. LOCATE EXISTING COMMUNICATIONS CABLE AND PATHWAYS THAT MAY BE AFFECTED BY DEMOLITION AND CONSTRUCTION PRIOR TO DEMOLITION, INCLUDING BUT NOT LIMITED TO SYSTEMS PATHWAYS AND SERVICE ENTRANCES.

F. VERIFY ACTUAL QUANTITIES AND LOCATIONS OF EXISTING EQUIPMENT TO BE DEMOLISHED WITH THE OWNER AND GENERAL CONTRACTOR PRIOR TO COMMENCEMENT OF DEMOLITION WORK.

G. PROVIDE PATCHING, PAINTING OR OTHER WORK.NECESSARY TO REPAIR DAMAGE TO WALLS, CEILINGS, OR SIMILAR CAUSED BY THE DEMOLITION OF THE SYSTEM. COORDINATE REPAIR WORK WITH GENERAL CONTRACTOR AND OWNER.

H. PENETRATIONS IN FIRE RATED ASSEMBLIES RESULTING FROM THE REMOVAL OF EQUIPMENT, PATHWAYS, CABLING, OR OTHER EQUIPMENT SHALL BE FIRE STOPPED PER THE LATEST EDITION OF THE UL FIRE RESISTANCE DIRECTORY.

I. REFER TO ARCHITECTURAL PLANS FOR MORE INFORMATION REGARDING THE SCOPE OF DEMOLITION WORK.

J. DEMOLITION WORK INCLUDES REMOVAL OF OVERHEAD PA SYSTEM DEVICES, AND INFRASTRUCTURE INCLUDING EQUIPMENT MOUNTING, BACKBOXES, CABLING, PATHWAYS, HANGARS, AND OTHER SUPPORTS.

K. THE OWNER CLAIMS FIRST RIGHT OF REFUSAL FOR EXISTING EQUIPMENT. COORDINATE SALVAGE REQUIREMENTS WITH THE OWNER PRIOR TO DEMOLITION. IDENTIFY, TAG, AND CAREFULLY DECOMMISSION EQUIPMENT TO BE SALVAGED FOR THE OWNER. EQUIPMENT NOT WANTED BY THE OWNER SHALL BE REMOVED FROM THE SITE AT THE CONTRACTOR'S EXPENSE.

L. PROVIDE BLANK COVER PLATES MATCHING THE SURROUNDING SURFACES ON ALL BACKBOXES TO REMAIN IN PLACE.

M. A COMPLETELY NEW SYSTEM SHALL BE PROVIDED THROUGH THE VAMC CAMPUS. SEE SHEETS TN101 THROUGH TN420 FOR THE NEW SYSTEM DESIGN.

TELECOMMUNICATIONS KEYNOTES

#	
1	EXISTING SPEAKER(S) INDICATED IN THIS AREA SHALL BE REPLACED WITH NEW IP-BASED PAGING SYSTEM. EXISTING SPEAKER TO REMAIN FUNCTIONAL UNTIL NEW IP-BASED SPEAKER SYSTEM HAS BEEN INSTALLED, TESTED, AND APPROVED. WHERE NEW SPEAKERS WILL BE INSTALLED IN SAME PLACE AS EXISTING, TEMPORARILY MOUNT EXISTING SPEAKER WHEN NEW SPEAKER IS INSTALLED. AFTER ACCEPTANCE OF NEW SPEAKER SYSTEM EXISTING SPEAKER, MOUNTING HARDWARE, CABLING, AND UNUSED RACEWAY SHALL BE DEMOLISHED BACK TO SOURCE.

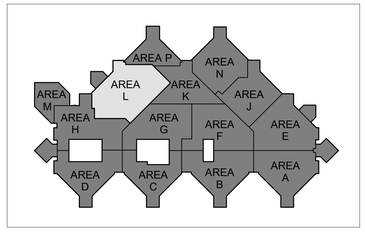

N

1 BLDG 100 - TELECOMMUNICATIONS DEMOLITION PLAN - LEVEL 1 - AREA L
3/32" = 1'-0"

FULLY SPRINKLERED

100% BID DOCUMENTS

No.	REVISION DESCRIPTION	DATE

CONSULTANTS:

ARCHITECT
SPUR DESIGN
312 SW 25TH STREET
OKLAHOMA CITY, OK 73109
(405) 842-6100

MECH / ELEC / PLUMB / TELECOM
SPUR DESIGN
2519 MADISON AVE., STE 100
KANSAS CITY, MO 64108
(913) 369-7200

FIRE PROTECTION ENGINEER
RATED ENGINEERING
609 S. KELLY AVENUE, STE H2
EDMOND, OK 73003
(405) 210-5814

INDUSTRIAL HYGENIST
RIVERFRONT SAFETY & HEALTH
11140 S TOWNE SQUARE, STE 100
ST. LOUIS, MO 63123
(314) 917-0148

PHYSICAL SECURITY
FORCE PROTECT
10901 FRONT BEACH RD, UNIT 1415
PANAMA CITY BEACH, FL 32407
(502) 836-4232

ENGINEER: H2B #: 23-133

H2B

H2B, INC.
1225 NORTH LOOP WEST, # 800
HOUSTON, TEXAS 77008
(713) 864-2900

TEXAS FIRM REGISTRATION #: 8856

STAMP:
REGISTERED COMMUNICATIONS DISTRIBUTION DESIGNER
BICSI
KRISTOPHER G HETLAGE
BICSI ID # 328601
EXPIRES 12-31-27
RCDD
9/4/25

Drawing Title
TELECOMMUNICATIONS DEMOLITION PLANS - BUILDING 100 - LEVEL 1 - AREA L

VA Health Care System Approval:

Project Title
REPLACE/UPGRADE CAMPUS OVERHEAD PAGING SYSTEM

Location MICHAEL E. DEBAKEY VAMC
2002 HOLCOMBE BLVD
HOUSTON, TX 77030

Date **07/21/2025** | Checked KGH | Drawn MDT

Project Number **580-25-101**

Building Number

Drawing Number
TND223
Drawing # 67 OF 231

Veterans Health Administration

VA U.S. Department of Veterans Affairs

7/18/2025 17:11:16

VA FORM 08-6231

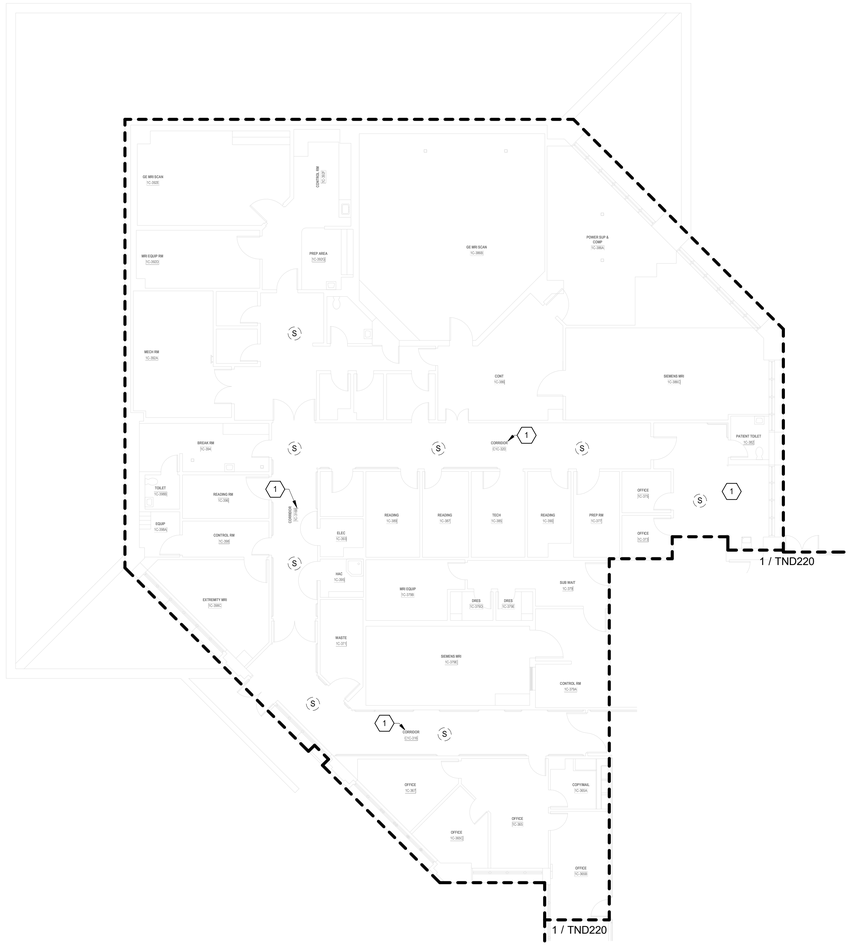

TELECOMMUNICATIONS GENERAL DEMOLIITON NOTES

A. DRAWING IS DIAGRAMMATIC IN NATURE AND IS NOT TO BE CONSTRUED AS ALL INCLUSIVE; FIELD VERIFY EXISTING CONDITIONS AND ADJUST WORK AS REQUIRED TO EXECUTE SPECIFIED WORK.

B. EXISTING CONDITIONS INDICATED ARE BASED ON GENERAL FIELD NOTES AND HISTORICAL DATA AND DOCUMENTATION AND ARE FOR REFERENCE PURPOSES ONLY TO DEFINE SCOPE OF WORK; FIELD VERIFY ALL CONDITIONS.

C. THIS SITE IS AN ACTIVE WORKING ENVIRONMENT; SYSTEMS SHALL NOT BE SHUTDOWN WITHOUT WRITTEN AUTHORIZATION; ALL REQUESTS SHALL BE SUBMITTED IN WRITING A MINIMUM OF TEN (10) WORKING-DAYS PRIOR TO PROPOSED ACTIVITY DATE OR NEED UNLESS DIRECTED OTHERWISE.

D. SEE T-001 TELECOMMUNICATIONS COVER SHEET FOR SYMBOLS DEFINITION:
1. SYMBOLS GRAYED/ HALFTONE: INDICATED FOR REFERENCE AND/OR INDICATING EXISTING UNLESS SPECIFICALLY NOTED OTHERWISE.
2. SYMBOLS DASHED OR SPECIFICALLY KEYED NOTED. INDICATES DEMOLITION WORK.

E. LOCATE EXISTING COMMUNICATIONS CABLE AND PATHWAYS THAT MAY BE AFFECTED BY DEMOLITION AND CONSTRUCTION PRIOR TO DEMOLITION, INCLUDING BUT NOT LIMITED TO SYSTEMS PATHWAYS AND SERVICE ENTRANCES.

F. VERIFY ACTUAL QUANTITIES AND LOCATIONS OF EXISTING EQUIPMENT TO BE DEMOLISHED WITH THE OWNER AND GENERAL CONTRACTOR PRIOR TO COMMENCEMENT OF DEMOLITION WORK.

G. PROVIDE PATCHING, PAINTING OR OTHER WORK.NECESSARY TO REPAIR DAMAGE TO WALLS, CEILINGS, OR SIMILAR CAUSED BY THE DEMOLITION OF THE SYSTEM. COORDINATE REPAIR WORK WITH GENERAL CONTRACTOR AND OWNER.

H. PENETRATIONS IN FIRE RATED ASSEMBLIES RESULTING FROM THE REMOVAL OF EQUIPMENT, PATHWAYS, CABLING, OR OTHER EQUIPMENT SHALL BE FIRE STOPPED PER THE LATEST EDITION OF THE UL FIRE RESISTANCE DIRECTORY.

I. REFER TO ARCHITECTURAL PLANS FOR MORE INFORMATION REGARDING THE SCOPE OF DEMOLITION WORK.

J. DEMOLITION WORK INCLUDES REMOVAL OF OVERHEAD PA SYSTEM DEVICES, AND INFRASTRUCTURE INCLUDING EQUIPMENT MOUNTING, BACKBOXES, CABLING, PATHWAYS, HANGARS, AND OTHER SUPPORTS.

K. THE OWNER CLAIMS FIRST RIGHT OF REFUSAL FOR EXISTING EQUIPMENT. COORDINATE SALVAGE REQUIREMENTS WITH THE OWNER PRIOR TO DEMOLITION. IDENTIFY, TAG, AND CAREFULLY DECOMMISSION EQUIPMENT TO BE SALVAGED FOR THE OWNER. EQUIPMENT NOT WANTED BY THE OWNER SHALL BE REMOVED FROM THE SITE AT THE CONTRACTOR'S EXPENSE.

L. PROVIDE BLANK COVER PLATES MATCHING THE SURROUNDING SURFACES ON ALL BACKBOXES TO REMAIN IN PLACE.

M. A COMPLETELY NEW SYSTEM SHALL BE PROVIDED THROUGH THE VAMC CAMPUS. SEE SHEETS TN101 THROUGH TN420 FOR THE NEW SYSTEM DESIGN.

TELECOMMUNICATIONS KEYNOTES

#	
1	EXISTING SPEAKER(S) INDICATED IN THIS AREA SHALL BE REPLACED WITH NEW IP-BASED PAGING SYSTEM. EXISTING SPEAKER TO REMAIN FUNCTIONAL UNTIL NEW IP-BASED SPEAKER SYSTEM HAS BEEN INSTALLED, TESTED, AND APPROVED. WHERE NEW SPEAKERS WILL BE INSTALLED IN SAME PLACE AS EXISTING, TEMPORARILY MOUNT EXISTING SPEAKER WHEN NEW SPEAKER IS INSTALLED. AFTER ACCEPTANCE OF NEW SPEAKER SYSTEM EXISTING SPEAKER, MOUNTING HARDWARE, CABLING, AND UNUSED RACEWAY SHALL BE DEMOLISHED BACK TO SOURCE.

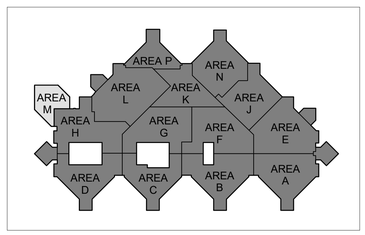

N

1 BLDG 100 - TELECOMMUNICATIONS DEMOLITION PLAN - LEVEL 1 - AREA M
3/32" = 1'-0"

FULLY SPRINKLERED

100% BID DOCUMENTS

No.	REVISION DESCRIPTION	DATE

CONSULTANTS:

ARCHITECT
SPUR DESIGN
312 SW 25TH STREET
OKLAHOMA CITY, OK 73109
(405) 842-6100

MECH / ELEC / PLUMB / TELECOM
SPUR DESIGN
2519 MADISON AVE., STE 100
KANSAS CITY, MO 64108
(913) 369-7200

FIRE PROTECTION ENGINEER
RATED ENGINEERING
609 S. KELLY AVENUE, STE H2
EDMOND, OK 73003
(405) 210-5814

INDUSTRIAL HYGENIST
RIVERFRONT SAFETY & HEALTH
11140 S TOWNE SQUARE, STE 100
ST. LOUIS, MO 63123
(314) 917-0148

PHYSICAL SECURITY
FORCE PROTECT
10901 FRONT BEACH RD, UNIT 1415
PANAMA CITY BEACH, FL 32407
(502) 836-4232

ENGINEER: H2B #: 23-133

H2B, INC.
1225 NORTH LOOP WEST, # 800
HOUSTON, TEXAS 77008
(713) 864-2900

TEXAS FIRM REGISTRATION #: 8856

STAMP:
REGISTERED COMMUNICATIONS DISTRIBUTION DESIGNER
Bicsi
KRISTOPHER G HETLAGE
BICSI ID # 328601
EXPIRES 12-31-27
RCDD
9/4/25

Drawing Title
TELECOMMUNICATIONS DEMOLITION PLANS - BUILDING 100 - LEVEL 1 - AREA M

VA Health Care System Approval:

Project Title
REPLACE/UPGRADE CAMPUS OVERHEAD PAGING SYSTEM

Location MICHAEL E. DEBAKEY VAMC
2002 HOLCOMBE BLVD
HOUSTON, TX 77030

Date **07/21/2025** | Checked KGH | Drawn MDT

Project Number **580-25-101**

Building Number

Drawing Number
TND224
Drawing # 68 OF 231

Veterans Health Administration
VA U.S. Department of Veterans Affairs

7/18/2025 17:11:20

VA FORM 08-6231

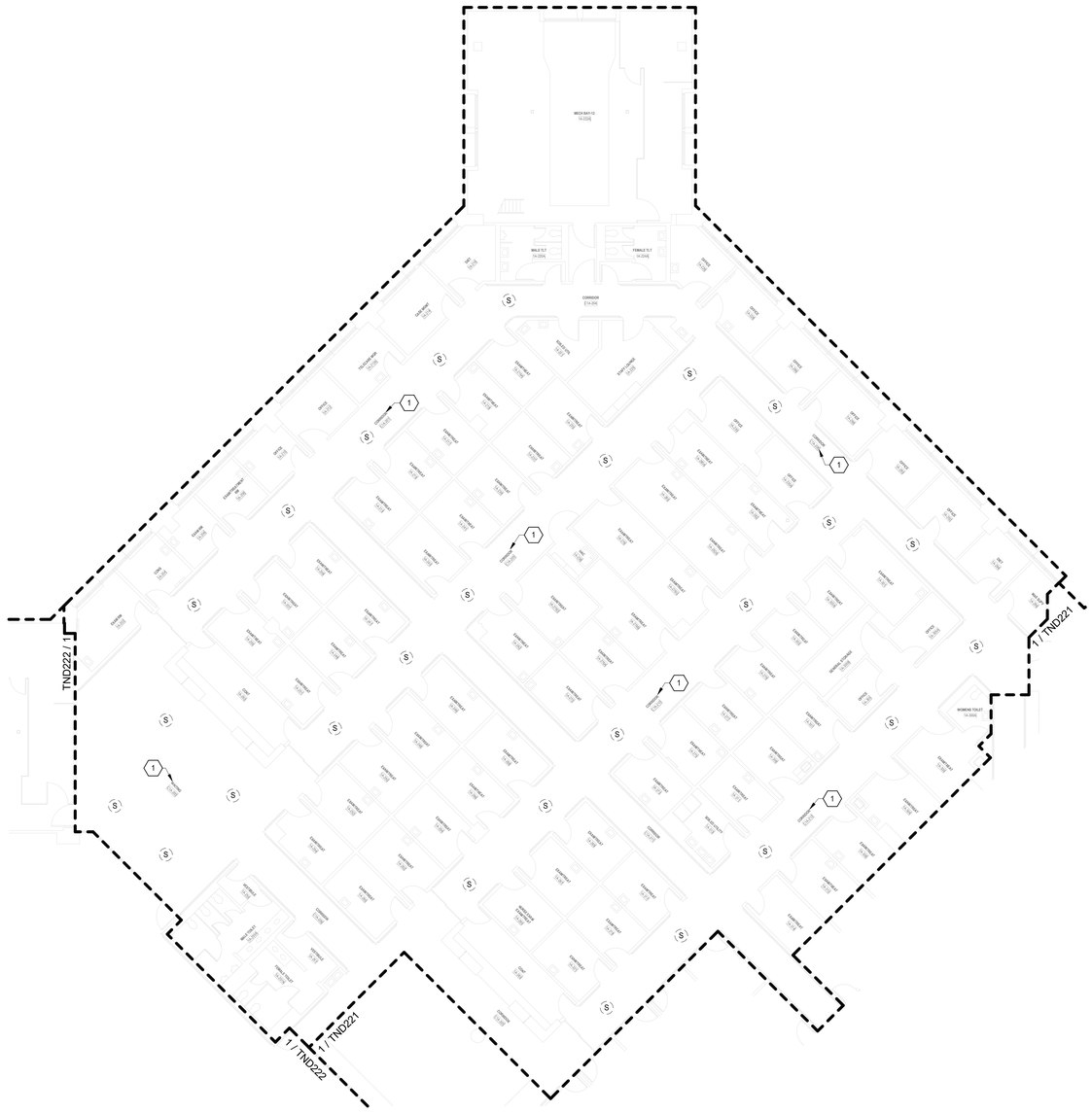

TELECOMMUNICATIONS GENERAL DEMOLIITON NOTES

A. DRAWING IS DIAGRAMMATIC IN NATURE AND IS NOT TO BE CONSTRUED AS ALL INCLUSIVE; FIELD VERIFY EXISTING CONDITIONS AND ADJUST WORK AS REQUIRED TO EXECUTE SPECIFIED WORK.

B. EXISTING CONDITIONS INDICATED ARE BASED ON GENERAL FIELD NOTES AND HISTORICAL DATA AND DOCUMENTATION AND ARE FOR REFERENCE PURPOSES ONLY TO DEFINE SCOPE OF WORK; FIELD VERIFY ALL CONDITIONS.

C. THIS SITE IS AN ACTIVE WORKING ENVIRONMENT; SYSTEMS SHALL NOT BE SHUTDOWN WITHOUT WRITTEN AUTHORIZATION; ALL REQUESTS SHALL BE SUBMITTED IN WRITING A MINIMUM OF TEN (10) WORKING-DAYS PRIOR TO PROPOSED ACTIVITY DATE OR NEED UNLESS DIRECTED OTHERWISE.

D. SEE T-001 TELECOMMUNICATIONS COVER SHEET FOR SYMBOLS DEFINITION:
1. SYMBOLS GRAYED/ HALFTONE: INDICATED FOR REFERENCE AND/OR INDICATING EXISTING UNLESS SPECIFICALLY NOTED OTHERWISE.
2. SYMBOLS DASHED OR SPECIFICALLY KEYED NOTED: INDICATES DEMOLITION WORK.

E. LOCATE EXISTING COMMUNICATIONS CABLE AND PATHWAYS THAT MAY BE AFFECTED BY DEMOLITION AND CONSTRUCTION PRIOR TO DEMOLITION, INCLUDING BUT NOT LIMITED TO SYSTEMS PATHWAYS AND SERVICE ENTRANCES.

F. VERIFY ACTUAL QUANTITIES AND LOCATIONS OF EXISTING EQUIPMENT TO BE DEMOLISHED WITH THE OWNER AND GENERAL CONTRACTOR PRIOR TO COMMENCEMENT OF DEMOLITION WORK.

G. PROVIDE PATCHING, PAINTING OR OTHER WORK.NECESSARY TO REPAIR DAMAGE TO WALLS, CEILINGS, OR SIMILAR CAUSED BY THE DEMOLITION OF THE SYSTEM. COORDINATE REPAIR WORK WITH GENERAL CONTRACTOR AND OWNER.

H. PENETRATIONS IN FIRE RATED ASSEMBLIES RESULTING FROM THE REMOVAL OF EQUIPMENT, PATHWAYS, CABLING, OR OTHER EQUIPMENT SHALL BE FIRE STOPPED PER THE LATEST EDITION OF THE UL FIRE RESISTANCE DIRECTORY.

I. REFER TO ARCHITECTURAL PLANS FOR MORE INFORMATION REGARDING THE SCOPE OF DEMOLITION WORK.

J. DEMOLITION WORK INCLUDES REMOVAL OF OVERHEAD PA SYSTEM DEVICES, AND INFRASTRUCTURE INCLUDING EQUIPMENT MOUNTING, BACKBOXES, CABLING, PATHWAYS, HANGARS, AND OTHER SUPPORTS.

K. THE OWNER CLAIMS FIRST RIGHT OF REFUSAL FOR EXISTING EQUIPMENT. COORDINATE SALVAGE REQUIREMENTS WITH THE OWNER PRIOR TO DEMOLITION. IDENTIFY, TAG, AND CAREFULLY DECOMMISSION EQUIPMENT TO BE SALVAGED FOR THE OWNER. EQUIPMENT NOT WANTED BY THE OWNER SHALL BE REMOVED FROM THE SITE AT THE CONTRACTOR'S EXPENSE.

L. PROVIDE BLANK COVER PLATES MATCHING THE SURROUNDING SURFACES ON ALL BACKBOXES TO REMAIN IN PLACE.

M. A COMPLETELY NEW SYSTEM SHALL BE PROVIDED THROUGH THE VAMC CAMPUS. SEE SHEETS TN101 THROUGH TN420 FOR THE NEW SYSTEM DESIGN.

TELECOMMUNICATIONS KEYNOTES

#	
1	EXISTING SPEAKER(S) INDICATED IN THIS AREA SHALL BE REPLACED WITH NEW IP-BASED PAGING SYSTEM. EXISTING SPEAKER TO REMAIN FUNCTIONAL UNTIL NEW IP-BASED SPEAKER SYSTEM HAS BEEN INSTALLED, TESTED, AND APPROVED. WHERE NEW SPEAKERS WILL BE INSTALLED IN SAME PLACE AS EXISTING, TEMPORARILY MOUNT EXISTING SPEAKER WHEN NEW SPEAKER IS INSTALLED. AFTER ACCEPTANCE OF NEW SPEAKER SYSTEM EXISTING SPEAKER, MOUNTING HARDWARE, CABLING, AND UNUSED RACEWAY SHALL BE DEMOLISHED BACK TO SOURCE.

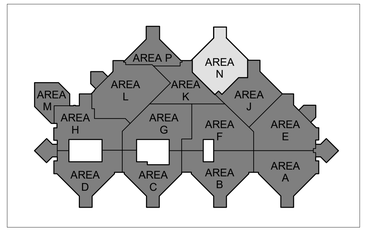

N

1 BLDG 100 - TELECOMMUNICATIONS DEMOLITION PLAN - LEVEL 1 - AREA N
3/32" = 1'-0"

FULLY SPRINKLERED

100% BID DOCUMENTS

No.	REVISION DESCRIPTION	DATE

CONSULTANTS:

ARCHITECT
SPUR DESIGN
312 SW 25TH STREET
OKLAHOMA CITY, OK 73109
(405) 842-6100

MECH / ELEC / PLUMB / TELECOM
SPUR DESIGN
2519 MADISON AVE., STE 100
KANSAS CITY, MO 64108
(913) 369-7200

FIRE PROTECTION ENGINEER
RATED ENGINEERING
609 S. KELLY AVENUE, STE H2
EDMOND, OK 73003
(405) 210-5814

INDUSTRIAL HYGENIST
RIVERFRONT SAFETY & HEALTH
11140 S TOWNE SQUARE, STE 100
ST. LOUIS, MO 63123
(314) 917-0148

PHYSICAL SECURITY
FORCE PROTECT
10901 FRONT BEACH RD, UNIT 1415
PANAMA CITY BEACH, FL 32407
(502) 836-4232

ENGINEER: H2B #: 23-133

H2B, INC.
1225 NORTH LOOP WEST, # 800
HOUSTON, TEXAS 77008
(713) 864-2900

TEXAS FIRM REGISTRATION #: 8856

STAMP:
REGISTERED COMMUNICATIONS DISTRIBUTION DESIGNER
BICSI
KRISTOPHER G HETLAGE
BICSI ID # 328601
EXPIRES 12-31-27
RCDD
7/18/25

Drawing Title
TELECOMMUNICATIONS DEMOLITION PLANS - BUILDING 100 - LEVEL 1 - AREA N

VA Health Care System Approval:

Project Title
REPLACE/UPGRADE CAMPUS OVERHEAD PAGING SYSTEM

Location: MICHAEL E. DEBAKEY VAMC, 2002 HOLCOMBE BLVD, HOUSTON, TX 77030

Date: **07/21/2025** | Checked: KGH | Drawn: MDT

Project Number: **580-25-101**

Building Number:

Drawing Number: **TND225**

Drawing # 69 OF 231

Veterans Health Administration

VA | U.S. Department of Veterans Affairs

7/18/2025 17:11:24

VA FORM 08-6231

TELECOMMUNICATIONS GENERAL DEMOLIITON NOTES

A. DRAWING IS DIAGRAMMATIC IN NATURE AND IS NOT TO BE CONSTRUED AS ALL INCLUSIVE; FIELD VERIFY EXISTING CONDITIONS AND ADJUST WORK AS REQUIRED TO EXECUTE SPECIFIED WORK.

B. EXISTING CONDITIONS INDICATED ARE BASED ON GENERAL FIELD NOTES AND HISTORICAL DATA AND DOCUMENTATION AND ARE FOR REFERENCE PURPOSES ONLY TO DEFINE SCOPE OF WORK; FIELD VERIFY ALL CONDITIONS.

C. THIS SITE IS AN ACTIVE WORKING ENVIRONMENT; SYSTEMS SHALL NOT BE SHUTDOWN WITHOUT WRITTEN AUTHORIZATION; ALL REQUESTS SHALL BE SUBMITTED IN WRITING A MINIMUM OF TEN (10) WORKING-DAYS PRIOR TO PROPOSED ACTIVITY DATE OR NEED UNLESS DIRECTED OTHERWISE.

D. SEE T-001 TELECOMMUNICATIONS COVER SHEET FOR SYMBOLS DEFINITION:
1. SYMBOLS GRAYED/ HALFTONE: INDICATED FOR REFERENCE AND/OR INDICATING EXISTING UNLESS SPECIFICALLY NOTED OTHERWISE.
2. SYMBOLS DASHED OR SPECIFICALLY KEYED NOTED. INDICATES DEMOLITION WORK.

E. LOCATE EXISTING COMMUNICATIONS CABLE AND PATHWAYS THAT MAY BE AFFECTED BY DEMOLITION AND CONSTRUCTION PRIOR TO DEMOLITION, INCLUDING BUT NOT LIMITED TO SYSTEMS PATHWAYS AND SERVICE ENTRANCES.

F. VERIFY ACTUAL QUANTITIES AND LOCATIONS OF EXISTING EQUIPMENT TO BE DEMOLISHED WITH THE OWNER AND GENERAL CONTRACTOR PRIOR TO COMMENCEMENT OF DEMOLITION WORK.

G. PROVIDE PATCHING, PAINTING OR OTHER WORK NECESSARY TO REPAIR DAMAGE TO WALLS, CEILINGS, OR SIMILAR CAUSED BY THE DEMOLITION OF THE SYSTEM. COORDINATE REPAIR WORK WITH GENERAL CONTRACTOR AND OWNER.

H. PENETRATIONS IN FIRE RATED ASSEMBLIES RESULTING FROM THE REMOVAL OF EQUIPMENT, PATHWAYS, CABLING, OR OTHER EQUIPMENT SHALL BE FIRE STOPPED PER THE LATEST EDITION OF THE UL FIRE RESISTANCE DIRECTORY.

I. REFER TO ARCHITECTURAL PLANS FOR MORE INFORMATION REGARDING THE SCOPE OF DEMOLITION WORK.

J. DEMOLITION WORK INCLUDES REMOVAL OF OVERHEAD PA SYSTEM DEVICES, AND INFRASTRUCTURE INCLUDING EQUIPMENT MOUNTING, BACKBOXES, CABLING, PATHWAYS, HANGARS, AND OTHER SUPPORTS.

K. THE OWNER CLAIMS FIRST RIGHT OF REFUSAL FOR EXISTING EQUIPMENT. COORDINATE SALVAGE REQUIREMENTS WITH THE OWNER PRIOR TO DEMOLITION. IDENTIFY, TAG, AND CAREFULLY DECOMMISSION EQUIPMENT TO BE SALVAGED FOR THE OWNER. EQUIPMENT NOT WANTED BY THE OWNER SHALL BE REMOVED FROM THE SITE AT THE CONTRACTOR'S EXPENSE.

L. PROVIDE BLANK COVER PLATES MATCHING THE SURROUNDING SURFACES ON ALL BACKBOXES TO REMAIN IN PLACE.

M. A COMPLETELY NEW SYSTEM SHALL BE PROVIDED THROUGH THE VAMC CAMPUS. SEE SHEETS TN101 THROUGH TN420 FOR THE NEW SYSTEM DESIGN.

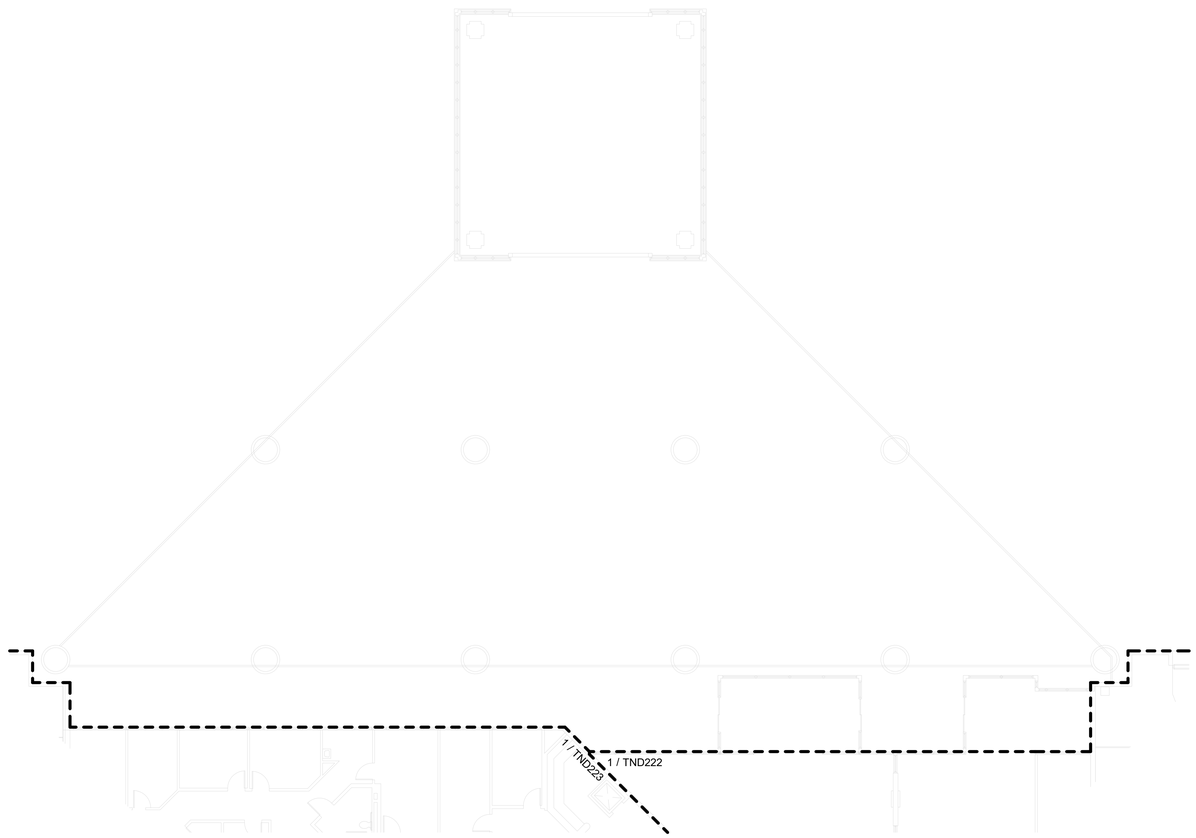

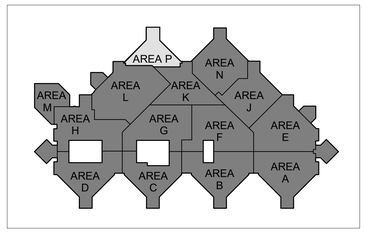

N

1 BLDG 100 - TELECOMMUNICATIONS DEMOLITION PLAN - LEVEL 1 - AREA P
3/32" = 1'-0"

FULLY SPRINKLERED

100% BID DOCUMENTS

No.	REVISION DESCRIPTION	DATE

CONSULTANTS:

ARCHITECT
SPUR DESIGN
312 SW 25TH STREET
OKLAHOMA CITY, OK 73109
(405) 842-6100

MECH / ELEC / PLUMB / TELECOM
SPUR DESIGN
2519 MADISON AVE., STE 100
KANSAS CITY, MO 64108
(913) 369-7200

FIRE PROTECTION ENGINEER
RATED ENGINEERING
609 S. KELLY AVENUE, STE H2
EDMOND, OK 73003
(405) 210-5814

INDUSTRIAL HYGENIST
RIVERFRONT SAFETY & HEALTH
11140 S TOWNE SQUARE, STE 100
ST. LOUIS, MO 63123
(314) 917-0148

PHYSICAL SECURITY
FORCE PROTECT
10901 FRONT BEACH RD, UNIT 1415
PANAMA CITY BEACH, FL 32407
(502) 836-4232

ENGINEER: H2B #: 23-133

H2B, INC.
1225 NORTH LOOP WEST, # 800
HOUSTON, TEXAS 77008
(713) 864-2900

TEXAS FIRM REGISTRATION #: 8856

STAMP:
REGISTERED COMMUNICATIONS DISTRIBUTION DESIGNER
BICSI
KRISTOPHER G HETLAGE
BICSI ID # 328601
EXPIRES 12-31-27
RCDD
7/17/25

Drawing Title
TELECOMMUNICATIONS DEMOLITION PLANS - BUILDING 100 - LEVEL 1 - AREA P

VA Health Care System Approval:

Project Title
REPLACE/UPGRADE CAMPUS OVERHEAD PAGING SYSTEM

Location MICHAEL E. DEBAKEY VAMC
2002 HOLCOMBE BLVD
HOUSTON, TX 77030

Date	Checked	Drawn
07/21/2025	KGH	MDT

Project Number
580-25-101

Building Number

Drawing Number
TND226
Drawing # 70 OF 231

Veterans Health Administration
U.S. Department of Veterans Affairs

7/18/2025 17:11:26

VA FORM 08-6231

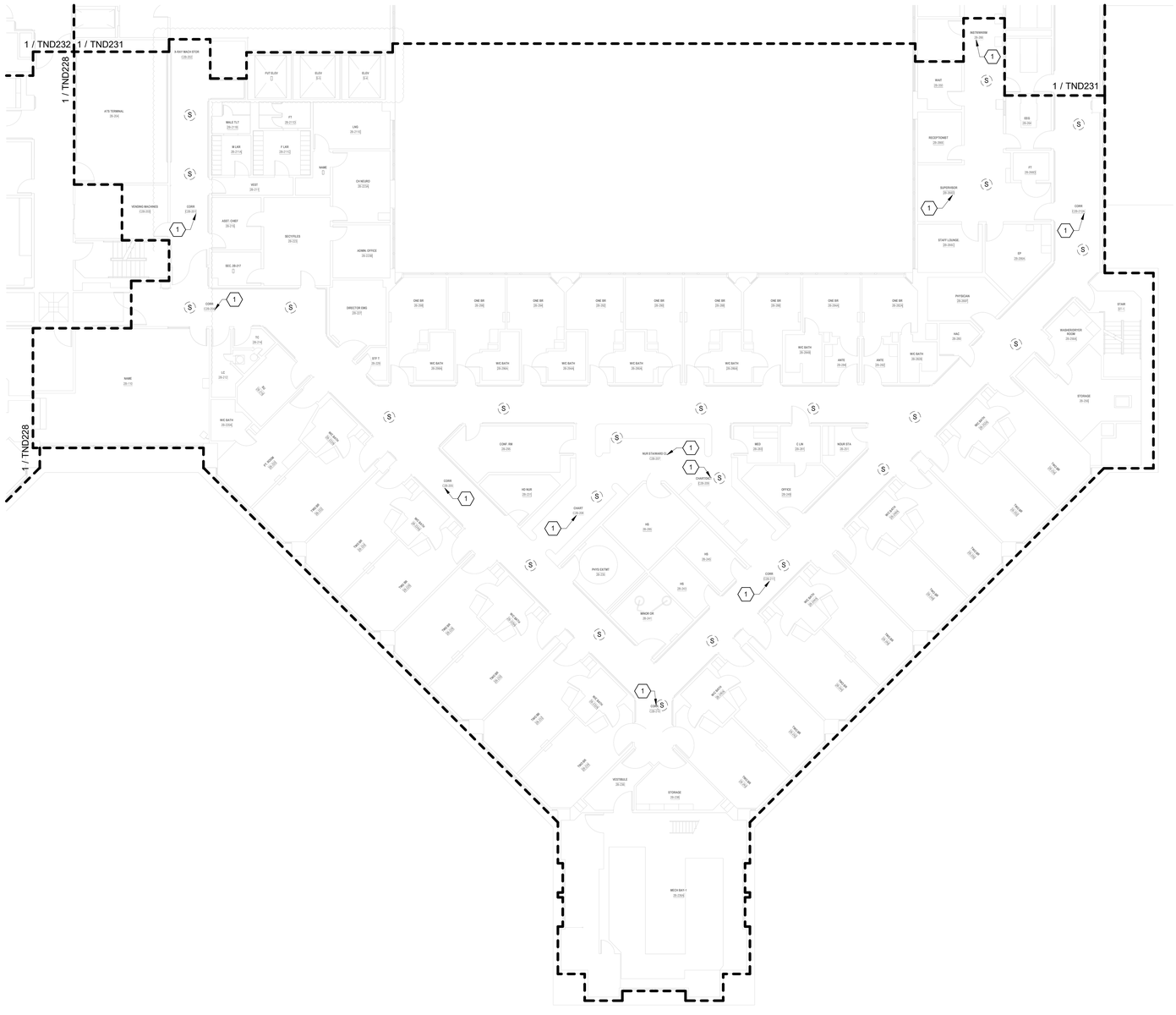

TELECOMMUNICATIONS GENERAL DEMOLIITON NOTES

A. DRAWING IS DIAGRAMMATIC IN NATURE AND IS NOT TO BE CONSTRUED AS ALL INCLUSIVE; FIELD VERIFY EXISTING CONDITIONS AND ADJUST WORK AS REQUIRED TO EXECUTE SPECIFIED WORK.

B. EXISTING CONDITIONS INDICATED ARE BASED ON GENERAL FIELD NOTES AND HISTORICAL DATA AND DOCUMENTATION AND ARE FOR REFERENCE PURPOSES ONLY TO DEFINE SCOPE OF WORK; FIELD VERIFY ALL CONDITIONS.

C. THIS SITE IS AN ACTIVE WORKING ENVIRONMENT; SYSTEMS SHALL NOT BE SHUTDOWN WITHOUT WRITTEN AUTHORIZATION; ALL REQUESTS SHALL BE SUBMITTED IN WRITING A MINIMUM OF TEN (10) WORKING-DAYS PRIOR TO PROPOSED ACTIVITY DATE OR NEED UNLESS DIRECTED OTHERWISE.

D. SEE T-001 TELECOMMUNICATIONS COVER SHEET FOR SYMBOLS DEFINITION:
1. SYMBOLS GRAYED/ HALFTONE: INDICATED FOR REFERENCE AND/OR INDICATING EXISTING UNLESS SPECIFICALLY NOTED OTHERWISE.
2. SYMBOLS DASHED OR SPECIFICALLY KEYED NOTED: INDICATES DEMOLITION WORK.

E. LOCATE EXISTING COMMUNICATIONS CABLE AND PATHWAYS THAT MAY BE AFFECTED BY DEMOLITION AND CONSTRUCTION PRIOR TO DEMOLITION, INCLUDING BUT NOT LIMITED TO SYSTEMS PATHWAYS AND SERVICE ENTRANCES.

F. VERIFY ACTUAL QUANTITIES AND LOCATIONS OF EXISTING EQUIPMENT TO BE DEMOLISHED WITH THE OWNER AND GENERAL CONTRACTOR PRIOR TO COMMENCEMENT OF DEMOLITION WORK.

G. PROVIDE PATCHING, PAINTING OR OTHER WORK NECESSARY TO REPAIR DAMAGE TO WALLS, CEILINGS, OR SIMILAR CAUSED BY THE DEMOLITION OF THE SYSTEM. COORDINATE REPAIR WORK WITH GENERAL CONTRACTOR AND OWNER.

H. PENETRATIONS IN FIRE RATED ASSEMBLIES RESULTING FROM THE REMOVAL OF EQUIPMENT, PATHWAYS, CABLING, OR OTHER EQUIPMENT SHALL BE FIRE STOPPED PER THE LATEST EDITION OF THE UL FIRE RESISTANCE DIRECTORY.

I. REFER TO ARCHITECTURAL PLANS FOR MORE INFORMATION REGARDING THE SCOPE OF DEMOLITION WORK.

J. DEMOLITION WORK INCLUDES REMOVAL OF OVERHEAD PA SYSTEM DEVICES, AND INFRASTRUCTURE INCLUDING EQUIPMENT MOUNTING, BACKBOXES, CABLING, PATHWAYS, HANGARS, AND OTHER SUPPORTS.

K. THE OWNER CLAIMS FIRST RIGHT OF REFUSAL FOR EXISTING EQUIPMENT. COORDINATE SALVAGE REQUIREMENTS WITH THE OWNER PRIOR TO DEMOLITION. IDENTIFY, TAG, AND CAREFULLY DECOMMISSION EQUIPMENT TO BE SALVAGED FOR THE OWNER. EQUIPMENT NOT WANTED BY THE OWNER SHALL BE REMOVED FROM THE SITE AT THE CONTRACTOR'S EXPENSE.

L. PROVIDE BLANK COVER PLATES MATCHING THE SURROUNDING SURFACES ON ALL BACKBOXES TO REMAIN IN PLACE.

M. A COMPLETELY NEW SYSTEM SHALL BE PROVIDED THROUGH THE VAMC CAMPUS. SEE SHEETS TN101 THROUGH TN420 FOR THE NEW SYSTEM DESIGN.

TELECOMMUNICATIONS KEYNOTES

#	
1	EXISTING SPEAKER(S) INDICATED IN THIS AREA SHALL BE REPLACED WITH NEW IP-BASED PAGING SYSTEM. EXISTING SPEAKER TO REMAIN FUNCTIONAL UNTIL NEW IP-BASED SPEAKER SYSTEM HAS BEEN INSTALLED, TESTED, AND APPROVED. WHERE NEW SPEAKERS WILL BE INSTALLED IN SAME PLACE AS EXISTING, TEMPORARILY MOUNT EXISTING SPEAKER WHEN NEW SPEAKER IS INSTALLED. AFTER ACCEPTANCE OF NEW SPEAKER SYSTEM EXISTING SPEAKER, MOUNTING HARDWARE, CABLING, AND UNUSED RACEWAY SHALL BE DEMOLISHED BACK TO SOURCE.

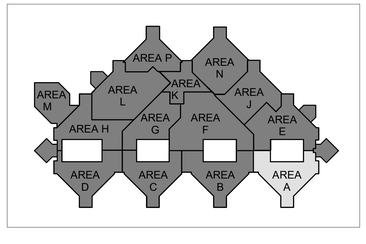

N

1 BLDG 100 - TELECOMMUNICATIONS DEMOLITION PLAN - LEVEL 2 - AREA A
3/32" = 1'-0"

FULLY SPRINKLERED

100% BID DOCUMENTS

No.	REVISION DESCRIPTION	DATE

7/18/2025 17:11:32

CONSULTANTS:

ARCHITECT
SPUR DESIGN
312 SW 25TH STREET
OKLAHOMA CITY, OK 73109
(405) 842-6100

MECH / ELEC / PLUMB / TELECOM
SPUR DESIGN
2519 MADISON AVE., STE 100
KANSAS CITY, MO 64108
(913) 369-7200

FIRE PROTECTION ENGINEER
RATED ENGINEERING
609 S. KELLY AVENUE, STE H2
EDMOND, OK 73003
(405) 210-5814

INDUSTRIAL HYGENIST
RIVERFRONT SAFETY & HEALTH
11140 S TOWNE SQUARE, STE 100
ST. LOUIS, MO 63123
(314) 917-0148

PHYSICAL SECURITY
FORCE PROTECT
10901 FRONT BEACH RD, UNIT 1415
PANAMA CITY BEACH, FL 32407
(502) 836-4232

ENGINEER: H2B #: 23-133

H2B

H2B, INC.
1225 NORTH LOOP WEST, # 800
HOUSTON, TEXAS 77008
(713) 864-2900

TEXAS FIRM REGISTRATION #: 8856

STAMP:
REGISTERED COMMUNICATIONS DISTRIBUTION DESIGNER
BICSI
KRISTOPHER G HETLAGE
BICSI ID # 328601
EXPIRES 12-31-27
RCDD
7/16/25

Drawing Title
TELECOMMUNICATIONS DEMOLITION PLANS - BUILDING 100 - LEVEL 2 - AREA A

VA Health Care System Approval:

Project Title
REPLACE/UPGRADE CAMPUS OVERHEAD PAGING SYSTEM

Location MICHAEL E. DEBAKEY VAMC
2002 HOLCOMBE BLVD
HOUSTON, TX 77030

Date	Checked	Drawn
07/21/2025	KGH	MDT

Project Number
580-25-101

Building Number
100

Drawing Number
TND227
Drawing # 71 OF 231

Veterans Health Administration

VA U.S. Department of Veterans Affairs

VA FORM 08-6231

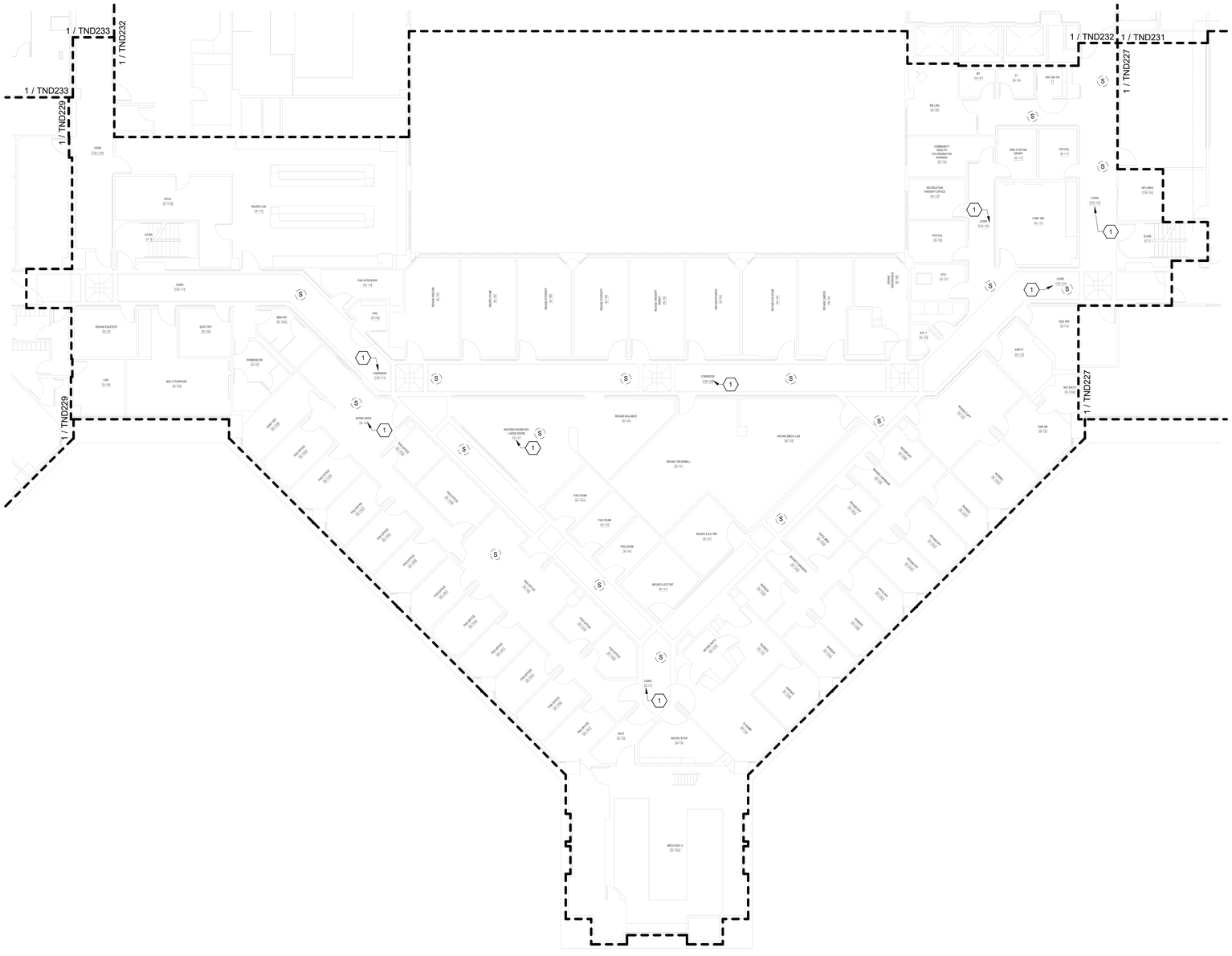

TELECOMMUNICATIONS GENERAL DEMOLIITON NOTES

A. DRAWING IS DIAGRAMMATIC IN NATURE AND IS NOT TO BE CONSTRUED AS ALL INCLUSIVE; FIELD VERIFY EXISTING CONDITIONS AND ADJUST WORK AS REQUIRED TO EXECUTE SPECIFIED WORK.

B. EXISTING CONDITIONS INDICATED ARE BASED ON GENERAL FIELD NOTES AND HISTORICAL DATA AND DOCUMENTATION AND ARE FOR REFERENCE PURPOSES ONLY TO DEFINE SCOPE OF WORK; FIELD VERIFY ALL CONDITIONS.

C. THIS SITE IS AN ACTIVE WORKING ENVIRONMENT; SYSTEMS SHALL NOT BE SHUTDOWN WITHOUT WRITTEN AUTHORIZATION; ALL REQUESTS SHALL BE SUBMITTED IN WRITING A MINIMUM OF TEN (10) WORKING-DAYS PRIOR TO PROPOSED ACTIVITY DATE OR NEED UNLESS DIRECTED OTHERWISE.

D. SEE T-001 TELECOMMUNICATIONS COVER SHEET FOR SYMBOLS DEFINITION:
1. SYMBOLS GRAYED/ HALFTONE: INDICATED FOR REFERENCE AND/OR INDICATING EXISTING UNLESS SPECIFICALLY NOTED OTHERWISE.
2. SYMBOLS DASHED OR SPECIFICALLY KEYED NOTED: INDICATES DEMOLITION WORK.

E. LOCATE EXISTING COMMUNICATIONS CABLE AND PATHWAYS THAT MAY BE AFFECTED BY DEMOLITION AND CONSTRUCTION PRIOR TO DEMOLITION, INCLUDING BUT NOT LIMITED TO SYSTEMS PATHWAYS AND SERVICE ENTRANCES.

F. VERIFY ACTUAL QUANTITIES AND LOCATIONS OF EXISTING EQUIPMENT TO BE DEMOLISHED WITH THE OWNER AND GENERAL CONTRACTOR PRIOR TO COMMENCEMENT OF DEMOLITION WORK.

G. PROVIDE PATCHING, PAINTING OR OTHER WORK NECESSARY TO REPAIR DAMAGE TO WALLS, CEILINGS, OR SIMILAR CAUSED BY THE DEMOLITION OF THE SYSTEM. COORDINATE REPAIR WORK WITH GENERAL CONTRACTOR AND OWNER.

H. PENETRATIONS IN FIRE RATED ASSEMBLIES RESULTING FROM THE REMOVAL OF EQUIPMENT, PATHWAYS, CABLING, OR OTHER EQUIPMENT SHALL BE FIRE STOPPED PER THE LATEST EDITION OF THE UL FIRE RESISTANCE DIRECTORY.

I. REFER TO ARCHITECTURAL PLANS FOR MORE INFORMATION REGARDING THE SCOPE OF DEMOLITION WORK.

J. DEMOLITION WORK INCLUDES REMOVAL OF OVERHEAD PA SYSTEM DEVICES, AND INFRASTRUCTURE INCLUDING EQUIPMENT MOUNTING, BACKBOXES, CABLING, PATHWAYS, HANGARS, AND OTHER SUPPORTS.

K. THE OWNER CLAIMS FIRST RIGHT OF REFUSAL FOR EXISTING EQUIPMENT. COORDINATE SALVAGE REQUIREMENTS WITH THE OWNER PRIOR TO DEMOLITION. IDENTIFY, TAG, AND CAREFULLY DECOMMISSION EQUIPMENT TO BE SALVAGED FOR THE OWNER. EQUIPMENT NOT WANTED BY THE OWNER SHALL BE REMOVED FROM THE SITE AT THE CONTRACTOR'S EXPENSE.

L. PROVIDE BLANK COVER PLATES MATCHING THE SURROUNDING SURFACES ON ALL BACKBOXES TO REMAIN IN PLACE.

M. A COMPLETELY NEW SYSTEM SHALL BE PROVIDED THROUGH THE VAMC CAMPUS. SEE SHEETS TN101 THROUGH TN420 FOR THE NEW SYSTEM DESIGN.

TELECOMMUNICATIONS KEYNOTES

#	
1	EXISTING SPEAKER(S) INDICATED IN THIS AREA SHALL BE REPLACED WITH NEW IP-BASED PAGING SYSTEM. EXISTING SPEAKER TO REMAIN FUNCTIONAL UNTIL NEW IP-BASED SPEAKER SYSTEM HAS BEEN INSTALLED, TESTED, AND APPROVED. WHERE NEW SPEAKERS WILL BE INSTALLED IN SAME PLACE AS EXISTING, TEMPORARILY MOUNT EXISTING SPEAKER WHEN NEW SPEAKER IS INSTALLED. AFTER ACCEPTANCE OF NEW SPEAKER SYSTEM EXISTING SPEAKER, MOUNTING HARDWARE, CABLING, AND UNUSED RACEWAY SHALL BE DEMOLISHED BACK TO SOURCE.

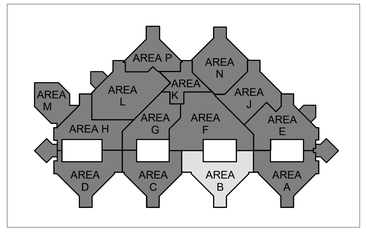

N

1 BLDG 100 - TELECOMMUNICATIONS DEMOLITION PLAN - LEVEL 2 - AREA B
3/32" = 1'-0"

FULLY SPRINKLERED

100% BID DOCUMENTS

No.	REVISION DESCRIPTION	DATE

CONSULTANTS:

ARCHITECT
SPUR DESIGN
312 SW 25TH STREET
OKLAHOMA CITY, OK 73109
(405) 842-6100

MECH / ELEC / PLUMB / TELECOM
SPUR DESIGN
2519 MADISON AVE., STE 100
KANSAS CITY, MO 64108
(913) 369-7200

FIRE PROTECTION ENGINEER
RATED ENGINEERING
609 S. KELLY AVENUE, STE H2
EDMOND, OK 73003
(405) 210-5814

INDUSTRIAL HYGENIST
RIVERFRONT SAFETY & HEALTH
11140 S TOWNE SQUARE, STE 100
ST. LOUIS, MO 63123
(314) 917-0148

PHYSICAL SECURITY
FORCE PROTECT
10901 FRONT BEACH RD, UNIT 1415
PANAMA CITY BEACH, FL 32407
(502) 836-4232

ENGINEER: H2B #: 23-133

H2B, INC.
1225 NORTH LOOP WEST, # 800
HOUSTON, TEXAS 77008
(713) 864-2900

TEXAS FIRM REGISTRATION #: 8856

STAMP:
REGISTERED COMMUNICATIONS DISTRIBUTION DESIGNER
BICSI
KRISTOPHER G HETLAGE
BICSI ID # 328601
EXPIRES 12-31-27
RCDD
7/14/25

Drawing Title
TELECOMMUNICATIONS DEMOLITION PLANS - BUILDING 100 - LEVEL 2 - AREA B

VA Health Care System Approval:

Project Title
REPLACE/UPGRADE CAMPUS OVERHEAD PAGING SYSTEM

Location MICHAEL E. DEBAKEY VAMC
2002 HOLCOMBE BLVD
HOUSTON, TX 77030

Date **07/21/2025** | Checked KGH | Drawn MDT

Project Number **580-25-101**

Building Number 100

Drawing Number
TND228
Drawing # 72 OF 231

Veterans Health Administration

VA U.S. Department of Veterans Affairs

7/18/2025 17:11:37

VA FORM 08-6231

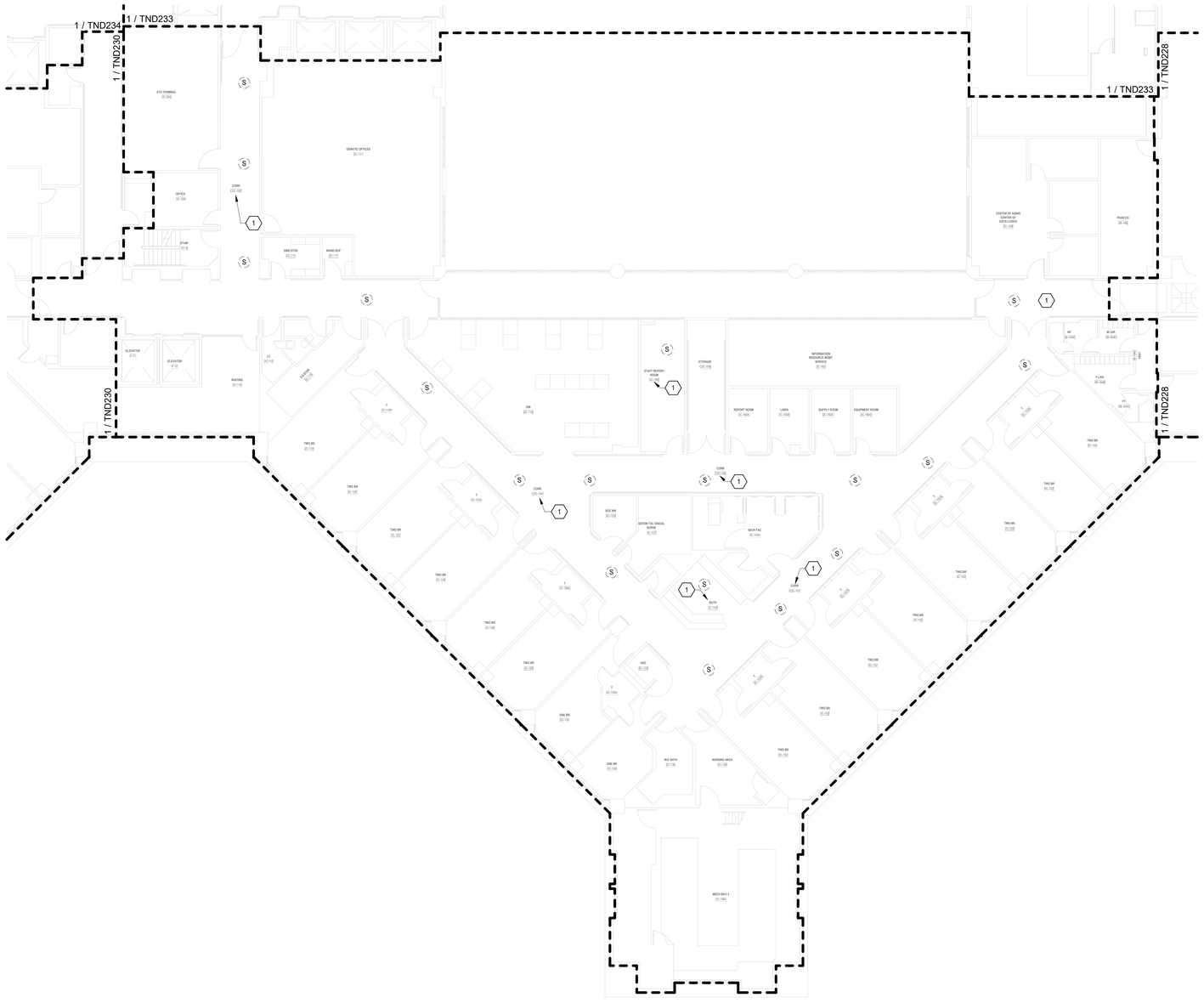

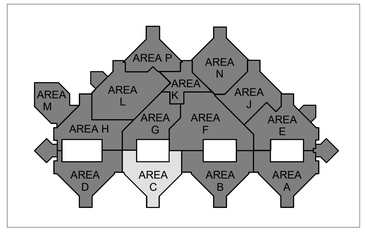

TELECOMMUNICATIONS GENERAL DEMOLIITON NOTES

A. DRAWING IS DIAGRAMMATIC IN NATURE AND IS NOT TO BE CONSTRUED AS ALL INCLUSIVE; FIELD VERIFY EXISTING CONDITIONS AND ADJUST WORK AS REQUIRED TO EXECUTE SPECIFIED WORK.

B. EXISTING CONDITIONS INDICATED ARE BASED ON GENERAL FIELD NOTES AND HISTORICAL DATA AND DOCUMENTATION AND ARE FOR REFERENCE PURPOSES ONLY TO DEFINE SCOPE OF WORK; FIELD VERIFY ALL CONDITIONS.

C. THIS SITE IS AN ACTIVE WORKING ENVIRONMENT; SYSTEMS SHALL NOT BE SHUTDOWN WITHOUT WRITTEN AUTHORIZATION; ALL REQUESTS SHALL BE SUBMITTED IN WRITING A MINIMUM OF TEN (10) WORKING-DAYS PRIOR TO PROPOSED ACTIVITY DATE OR NEED UNLESS DIRECTED OTHERWISE.

D. SEE T-001 TELECOMMUNICATIONS COVER SHEET FOR SYMBOLS DEFINITION:
1. SYMBOLS GRAYED/ HALFTONE: INDICATED FOR REFERENCE AND/OR INDICATING EXISTING UNLESS SPECIFICALLY NOTED OTHERWISE.
2. SYMBOLS DASHED OR SPECIFICALLY KEYED NOTED: INDICATES DEMOLITION WORK.

E. LOCATE EXISTING COMMUNICATIONS CABLE AND PATHWAYS THAT MAY BE AFFECTED BY DEMOLITION AND CONSTRUCTION PRIOR TO DEMOLITION, INCLUDING BUT NOT LIMITED TO SYSTEMS PATHWAYS AND SERVICE ENTRANCES.

F. VERIFY ACTUAL QUANTITIES AND LOCATIONS OF EXISTING EQUIPMENT TO BE DEMOLISHED WITH THE OWNER AND GENERAL CONTRACTOR PRIOR TO COMMENCEMENT OF DEMOLITION WORK.

G. PROVIDE PATCHING, PAINTING OR OTHER WORK NECESSARY TO REPAIR DAMAGE TO WALLS, CEILINGS, OR SIMILAR CAUSED BY THE DEMOLITION OF THE SYSTEM. COORDINATE REPAIR WORK WITH GENERAL CONTRACTOR AND OWNER.

H. PENETRATIONS IN FIRE RATED ASSEMBLIES RESULTING FROM THE REMOVAL OF EQUIPMENT, PATHWAYS, CABLING, OR OTHER EQUIPMENT SHALL BE FIRE STOPPED PER THE LATEST EDITION OF THE UL FIRE RESISTANCE DIRECTORY.

I. REFER TO ARCHITECTURAL PLANS FOR MORE INFORMATION REGARDING THE SCOPE OF DEMOLITION WORK.

J. DEMOLITION WORK INCLUDES REMOVAL OF OVERHEAD PA SYSTEM DEVICES, AND INFRASTRUCTURE INCLUDING EQUIPMENT MOUNTING, BACKBOXES, CABLING, PATHWAYS, HANGARS, AND OTHER SUPPORTS.

K. THE OWNER CLAIMS FIRST RIGHT OF REFUSAL FOR EXISTING EQUIPMENT. COORDINATE SALVAGE REQUIREMENTS WITH THE OWNER PRIOR TO DEMOLITION. IDENTIFY, TAG, AND CAREFULLY DECOMMISSION EQUIPMENT TO BE SALVAGED FOR THE OWNER. EQUIPMENT NOT WANTED BY THE OWNER SHALL BE REMOVED FROM THE SITE AT THE CONTRACTOR'S EXPENSE.

L. PROVIDE BLANK COVER PLATES MATCHING THE SURROUNDING SURFACES ON ALL BACKBOXES TO REMAIN IN PLACE.

M. A COMPLETELY NEW SYSTEM SHALL BE PROVIDED THROUGH THE VAMC CAMPUS. SEE SHEETS TN101 THROUGH TN420 FOR THE NEW SYSTEM DESIGN.

TELECOMMUNICATIONS KEYNOTES

#	
1	EXISTING SPEAKER(S) INDICATED IN THIS AREA SHALL BE REPLACED WITH NEW IP-BASED PAGING SYSTEM. EXISTING SPEAKER TO REMAIN FUNCTIONAL UNTIL NEW IP-BASED SPEAKER SYSTEM HAS BEEN INSTALLED, TESTED, AND APPROVED. WHERE NEW SPEAKERS WILL BE INSTALLED IN SAME PLACE AS EXISTING, TEMPORARILY MOUNT EXISTING SPEAKER WHEN NEW SPEAKER IS INSTALLED. AFTER ACCEPTANCE OF NEW SPEAKER SYSTEM EXISTING SPEAKER, MOUNTING HARDWARE, CABLING, AND UNUSED RACEWAY SHALL BE DEMOLISHED BACK TO SOURCE.

N

1 BLDG 100 - TELECOMMUNICATIONS DEMOLITION PLAN - LEVEL 2 - AREA C
3/32" = 1'-0"

FULLY SPRINKLERED

100% BID DOCUMENTS

No.	REVISION DESCRIPTION	DATE

CONSULTANTS:

ARCHITECT
SPUR DESIGN
312 SW 25TH STREET
OKLAHOMA CITY, OK 73109
(405) 842-6100

MECH / ELEC / PLUMB / TELECOM
SPUR DESIGN
2519 MADISON AVE., STE 100
KANSAS CITY, MO 64108
(913) 369-7200

FIRE PROTECTION ENGINEER
RATED ENGINEERING
609 S. KELLY AVENUE, STE H2
EDMOND, OK 73003
(405) 210-5814

INDUSTRIAL HYGENIST
RIVERFRONT SAFETY & HEALTH
11140 S TOWNE SQUARE, STE 100
ST. LOUIS, MO 63123
(314) 917-0148

PHYSICAL SECURITY
FORCE PROTECT
10901 FRONT BEACH RD, UNIT 1415
PANAMA CITY BEACH, FL 32407
(502) 836-4232

ENGINEER: H2B #: 23-133

H2B, INC.
1225 NORTH LOOP WEST, # 800
HOUSTON, TEXAS 77008
(713) 864-2900

TEXAS FIRM REGISTRATION #: 8856

STAMP:
REGISTERED COMMUNICATIONS DISTRIBUTION DESIGNER
BICSI
KRISTOPHER G HETLAGE
BICSI ID # 329601
EXPIRES 12-31-27
RCDD
7/18/25

Drawing Title
TELECOMMUNICATIONS DEMOLITION PLANS - BUILDING 100 - LEVEL 2 - AREA C

VA Health Care System Approval:

Project Title
REPLACE/UPGRADE CAMPUS OVERHEAD PAGING SYSTEM

Location MICHAEL E. DEBAKEY VAMC
2002 HOLCOMBE BLVD
HOUSTON, TX 77030

Date **07/21/2025** | Checked KGH | Drawn MDT

Project Number **580-25-101**
Building Number 100
Drawing Number **TND229**
Drawing # 73 OF 231

Veterans Health Administration
VA U.S. Department of Veterans Affairs

7/18/2025 17:11:42

VA FORM 08-6231

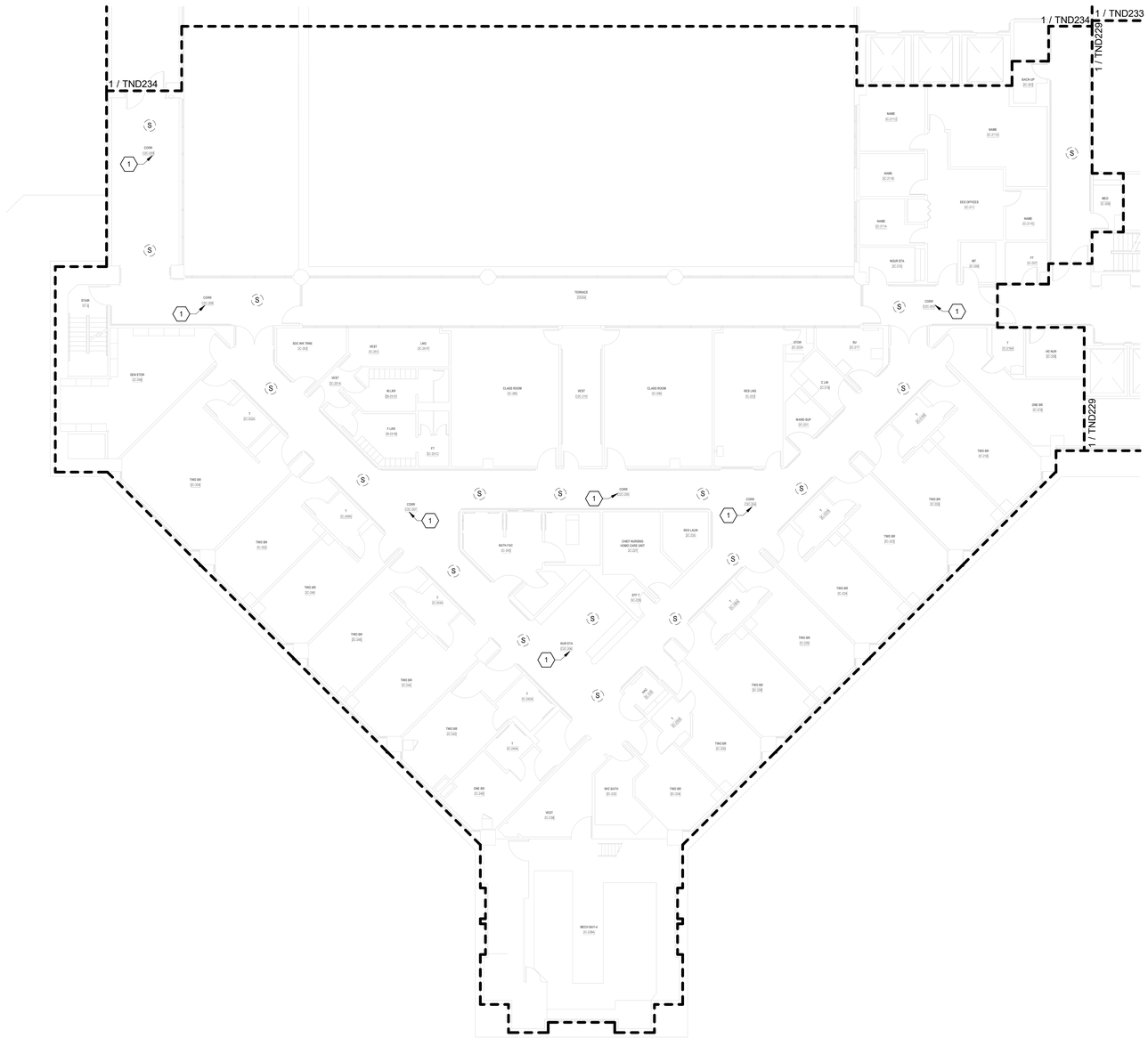

TELECOMMUNICATIONS GENERAL DEMOLIITON NOTES

A. DRAWING IS DIAGRAMMATIC IN NATURE AND IS NOT TO BE CONSTRUED AS ALL INCLUSIVE; FIELD VERIFY EXISTING CONDITIONS AND ADJUST WORK AS REQUIRED TO EXECUTE SPECIFIED WORK.

B. EXISTING CONDITIONS INDICATED ARE BASED ON GENERAL FIELD NOTES AND HISTORICAL DATA AND DOCUMENTATION AND ARE FOR REFERENCE PURPOSES ONLY TO DEFINE SCOPE OF WORK; FIELD VERIFY ALL CONDITIONS.

C. THIS SITE IS AN ACTIVE WORKING ENVIRONMENT; SYSTEMS SHALL NOT BE SHUTDOWN WITHOUT WRITTEN AUTHORIZATION; ALL REQUESTS SHALL BE SUBMITTED IN WRITING A MINIMUM OF TEN (10) WORKING-DAYS PRIOR TO PROPOSED ACTIVITY DATE OR NEED UNLESS DIRECTED OTHERWISE.

D. SEE T-001 TELECOMMUNICATIONS COVER SHEET FOR SYMBOLS DEFINITION:
1. SYMBOLS GRAYED/ HALFTONE: INDICATED FOR REFERENCE AND/OR INDICATING EXISTING UNLESS SPECIFICALLY NOTED OTHERWISE.
2. SYMBOLS DASHED OR SPECIFICALLY KEYED NOTED: INDICATES DEMOLITION WORK.

E. LOCATE EXISTING COMMUNICATIONS CABLE AND PATHWAYS THAT MAY BE AFFECTED BY DEMOLITION AND CONSTRUCTION PRIOR TO DEMOLITION, INCLUDING BUT NOT LIMITED TO SYSTEMS PATHWAYS AND SERVICE ENTRANCES.

F. VERIFY ACTUAL QUANTITIES AND LOCATIONS OF EXISTING EQUIPMENT TO BE DEMOLISHED WITH THE OWNER AND GENERAL CONTRACTOR PRIOR TO COMMENCEMENT OF DEMOLITION WORK.

G. PROVIDE PATCHING, PAINTING OR OTHER WORK NECESSARY TO REPAIR DAMAGE TO WALLS, CEILINGS, OR SIMILAR CAUSED BY THE DEMOLITION OF THE SYSTEM. COORDINATE REPAIR WORK WITH GENERAL CONTRACTOR AND OWNER.

H. PENETRATIONS IN FIRE RATED ASSEMBLIES RESULTING FROM THE REMOVAL OF EQUIPMENT, PATHWAYS, CABLING, OR OTHER EQUIPMENT SHALL BE FIRE STOPPED PER THE LATEST EDITION OF THE UL FIRE RESISTANCE DIRECTORY.

I. REFER TO ARCHITECTURAL PLANS FOR MORE INFORMATION REGARDING THE SCOPE OF DEMOLITION WORK.

J. DEMOLITION WORK INCLUDES REMOVAL OF OVERHEAD PA SYSTEM DEVICES, AND INFRASTRUCTURE INCLUDING EQUIPMENT MOUNTING, BACKBOXES, CABLING, PATHWAYS, HANGARS, AND OTHER SUPPORTS.

K. THE OWNER CLAIMS FIRST RIGHT OF REFUSAL FOR EXISTING EQUIPMENT. COORDINATE SALVAGE REQUIREMENTS WITH THE OWNER PRIOR TO DEMOLITION. IDENTIFY, TAG, AND CAREFULLY DECOMMISSION EQUIPMENT TO BE SALVAGED FOR THE OWNER. EQUIPMENT NOT WANTED BY THE OWNER SHALL BE REMOVED FROM THE SITE AT THE CONTRACTOR'S EXPENSE.

L. PROVIDE BLANK COVER PLATES MATCHING THE SURROUNDING SURFACES ON ALL BACKBOXES TO REMAIN IN PLACE.

M. A COMPLETELY NEW SYSTEM SHALL BE PROVIDED THROUGH THE VAMC CAMPUS. SEE SHEETS TN101 THROUGH TN420 FOR THE NEW SYSTEM DESIGN.

TELECOMMUNICATIONS KEYNOTES

#	
1	EXISTING SPEAKER(S) INDICATED IN THIS AREA SHALL BE REPLACED WITH NEW IP-BASED PAGING SYSTEM. EXISTING SPEAKER TO REMAIN FUNCTIONAL UNTIL NEW IP-BASED SPEAKER SYSTEM HAS BEEN INSTALLED, TESTED, AND APPROVED. WHERE NEW SPEAKERS WILL BE INSTALLED IN SAME PLACE AS EXISTING, TEMPORARILY MOUNT EXISTING SPEAKER WHEN NEW SPEAKER IS INSTALLED. AFTER ACCEPTANCE OF NEW SPEAKER SYSTEM EXISTING SPEAKER, MOUNTING HARDWARE, CABLING, AND UNUSED RACEWAY SHALL BE DEMOLISHED BACK TO SOURCE.

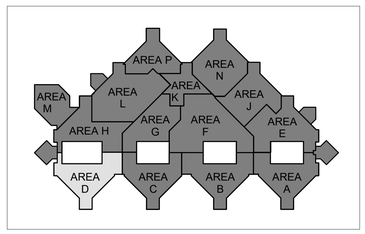

N

1 BLDG 100 - TELECOMMUNICATIONS DEMOLITION PLAN - LEVEL 2 - AREA D
3/32" = 1'-0"

FULLY SPRINKLERED

100% BID DOCUMENTS

No.	REVISION DESCRIPTION	DATE

CONSULTANTS:

ARCHITECT
SPUR DESIGN
312 SW 25TH STREET
OKLAHOMA CITY, OK 73109
(405) 842-6100

MECH / ELEC / PLUMB / TELECOM
SPUR DESIGN
2519 MADISON AVE., STE 100
KANSAS CITY, MO 64108
(913) 369-7200

FIRE PROTECTION ENGINEER
RATED ENGINEERING
609 S. KELLY AVENUE, STE H2
EDMOND, OK 73003
(405) 210-5814

INDUSTRIAL HYGENIST
RIVERFRONT SAFETY & HEALTH
11140 S TOWNE SQUARE, STE 100
ST. LOUIS, MO 63123
(314) 917-0148

PHYSICAL SECURITY
FORCE PROTECT
10901 FRONT BEACH RD, UNIT 1415
PANAMA CITY BEACH, FL 32407
(502) 836-4232

ENGINEER: H2B #: 23-133

H2B, INC.
1225 NORTH LOOP WEST, # 800
HOUSTON, TEXAS 77008
(713) 864-2900

TEXAS FIRM REGISTRATION #: 8856

STAMP:
REGISTERED COMMUNICATIONS DISTRIBUTION DESIGNER
Bicsi
KRISTOPHER G HETLAGE
BICSI ID # 329601
EXPIRES 12-31-27
RCDD
7/21/25

Drawing Title
TELECOMMUNICATIONS DEMOLITION PLANS - BUILDING 100 - LEVEL 2 - AREA D

VA Health Care System Approval:

Project Title
REPLACE/UPGRADE CAMPUS OVERHEAD PAGING SYSTEM

Location MICHAEL E. DEBAKEY VAMC
2002 HOLCOMBE BLVD
HOUSTON, TX 77030

Date **07/21/2025** | Checked KGH | Drawn MDT

Project Number **580-25-101**

Building Number 100

Drawing Number
TND230
Drawing # 74 OF 231

Veterans Health Administration

U.S. Department of Veterans Affairs

7/18/2025 17:11:47

VA FORM 08-6231

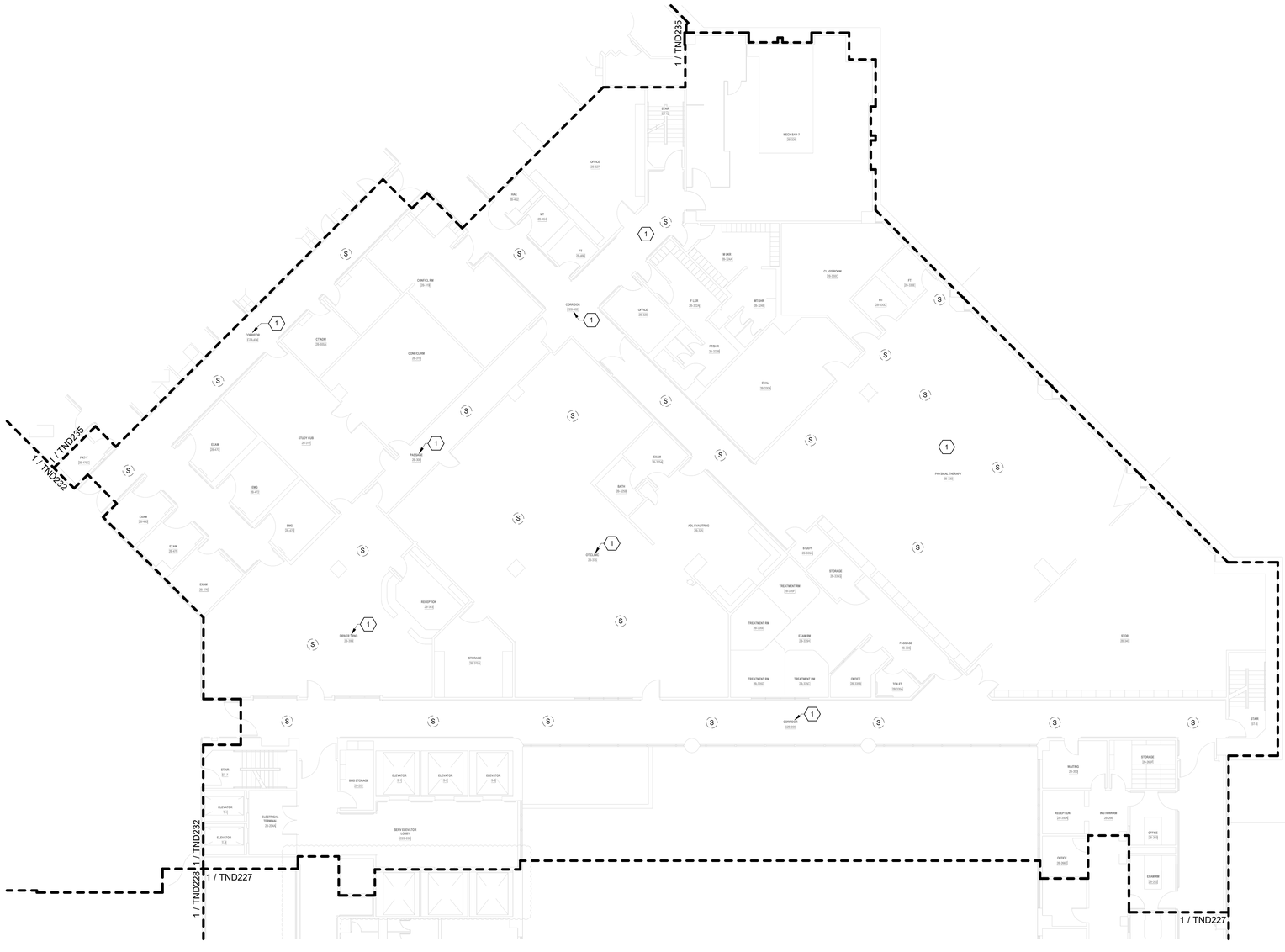

TELECOMMUNICATIONS GENERAL DEMOLIITON NOTES

A. DRAWING IS DIAGRAMMATIC IN NATURE AND IS NOT TO BE CONSTRUED AS ALL INCLUSIVE; FIELD VERIFY EXISTING CONDITIONS AND ADJUST WORK AS REQUIRED TO EXECUTE SPECIFIED WORK.

B. EXISTING CONDITIONS INDICATED ARE BASED ON GENERAL FIELD NOTES AND HISTORICAL DATA AND DOCUMENTATION AND ARE FOR REFERENCE PURPOSES ONLY TO DEFINE SCOPE OF WORK; FIELD VERIFY ALL CONDITIONS.

C. THIS SITE IS AN ACTIVE WORKING ENVIRONMENT; SYSTEMS SHALL NOT BE SHUTDOWN WITHOUT WRITTEN AUTHORIZATION; ALL REQUESTS SHALL BE SUBMITTED IN WRITING A MINIMUM OF TEN (10) WORKING-DAYS PRIOR TO PROPOSED ACTIVITY DATE OR NEED UNLESS DIRECTED OTHERWISE.

D. SEE T-001 TELECOMMUNICATIONS COVER SHEET FOR SYMBOLS DEFINITION:
1. SYMBOLS GRAYED/ HALFTONE: INDICATED FOR REFERENCE AND/OR INDICATING EXISTING UNLESS SPECIFICALLY NOTED OTHERWISE.
2. SYMBOLS DASHED OR SPECIFICALLY KEYED NOTED: INDICATES DEMOLITION WORK.

E. LOCATE EXISTING COMMUNICATIONS CABLE AND PATHWAYS THAT MAY BE AFFECTED BY DEMOLITION AND CONSTRUCTION PRIOR TO DEMOLITION, INCLUDING BUT NOT LIMITED TO SYSTEMS PATHWAYS AND SERVICE ENTRANCES.

F. VERIFY ACTUAL QUANTITIES AND LOCATIONS OF EXISTING EQUIPMENT TO BE DEMOLISHED WITH THE OWNER AND GENERAL CONTRACTOR PRIOR TO COMMENCEMENT OF DEMOLITION WORK.

G. PROVIDE PATCHING, PAINTING OR OTHER WORK NECESSARY TO REPAIR DAMAGE TO WALLS, CEILINGS, OR SIMILAR CAUSED BY THE DEMOLITION OF THE SYSTEM. COORDINATE REPAIR WORK WITH GENERAL CONTRACTOR AND OWNER.

H. PENETRATIONS IN FIRE RATED ASSEMBLIES RESULTING FROM THE REMOVAL OF EQUIPMENT, PATHWAYS, CABLING, OR OTHER EQUIPMENT SHALL BE FIRE STOPPED PER THE LATEST EDITION OF THE UL FIRE RESISTANCE DIRECTORY.

I. REFER TO ARCHITECTURAL PLANS FOR MORE INFORMATION REGARDING THE SCOPE OF DEMOLITION WORK.

J. DEMOLITION WORK INCLUDES REMOVAL OF OVERHEAD PA SYSTEM DEVICES, AND INFRASTRUCTURE INCLUDING EQUIPMENT MOUNTING, BACKBOXES, CABLING, PATHWAYS, HANGARS, AND OTHER SUPPORTS.

K. THE OWNER CLAIMS FIRST RIGHT OF REFUSAL FOR EXISTING EQUIPMENT. COORDINATE SALVAGE REQUIREMENTS WITH THE OWNER PRIOR TO DEMOLITION. IDENTIFY, TAG, AND CAREFULLY DECOMMISSION EQUIPMENT TO BE SALVAGED FOR THE OWNER. EQUIPMENT NOT WANTED BY THE OWNER SHALL BE REMOVED FROM THE SITE AT THE CONTRACTOR'S EXPENSE.

L. PROVIDE BLANK COVER PLATES MATCHING THE SURROUNDING SURFACES ON ALL BACKBOXES TO REMAIN IN PLACE.

M. A COMPLETELY NEW SYSTEM SHALL BE PROVIDED THROUGH THE VAMC CAMPUS. SEE SHEETS TN101 THROUGH TN420 FOR THE NEW SYSTEM DESIGN.

TELECOMMUNICATIONS KEYNOTES

#	
1	EXISTING SPEAKER(S) INDICATED IN THIS AREA SHALL BE REPLACED WITH NEW IP-BASED PAGING SYSTEM. EXISTING SPEAKER TO REMAIN FUNCTIONAL UNTIL NEW IP-BASED SPEAKER SYSTEM HAS BEEN INSTALLED, TESTED, AND APPROVED. WHERE NEW SPEAKERS WILL BE INSTALLED IN SAME PLACE AS EXISTING, TEMPORARILY MOUNT EXISTING SPEAKER WHEN NEW SPEAKER IS INSTALLED. AFTER ACCEPTANCE OF NEW SPEAKER SYSTEM EXISTING SPEAKER, MOUNTING HARDWARE, CABLING, AND UNUSED RACEWAY SHALL BE DEMOLISHED BACK TO SOURCE.

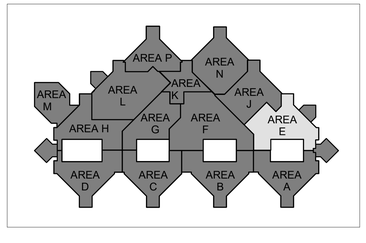

N

1 BLDG 100 - TELECOMMUNICATIONS DEMOLITION PLAN - LEVEL 2 - AREA E
3/32" = 1'-0"

FULLY SPRINKLERED

100% BID DOCUMENTS

No.	REVISION DESCRIPTION	DATE

7/18/2025 17:11:52

CONSULTANTS:

ARCHITECT
SPUR DESIGN
312 SW 25TH STREET
OKLAHOMA CITY, OK 73109
(405) 842-6100

MECH / ELEC / PLUMB / TELECOM
SPUR DESIGN
2519 MADISON AVE., STE 100
KANSAS CITY, MO 64108
(913) 369-7200

FIRE PROTECTION ENGINEER
RATED ENGINEERING
609 S. KELLY AVENUE, STE H2
EDMOND, OK 73003
(405) 210-5814

INDUSTRIAL HYGENIST
RIVERFRONT SAFETY & HEALTH
11140 S TOWNE SQUARE, STE 100
ST. LOUIS, MO 63123
(314) 917-0148

PHYSICAL SECURITY
FORCE PROTECT
10901 FRONT BEACH RD, UNIT 1415
PANAMA CITY BEACH, FL 32407
(502) 836-4232

ENGINEER: H2B #: 23-133

H2B

H2B, INC.
1225 NORTH LOOP WEST, # 800
HOUSTON, TEXAS 77008
(713) 864-2900

TEXAS FIRM REGISTRATION #: 8856

STAMP:
REGISTERED COMMUNICATIONS DISTRIBUTION DESIGNER
BICSI
KRISTOPHER G HETLAGE
BICSI ID # 328501
EXPIRES 12-31-27
RCDD
7/16/25

Drawing Title
TELECOMMUNICATIONS DEMOLITION PLANS - BUILDING 100 - LEVEL 2 - AREA E

VA Health Care System Approval:

Project Title
REPLACE/UPGRADE CAMPUS OVERHEAD PAGING SYSTEM

Location MICHAEL E. DEBAKEY VAMC
2002 HOLCOMBE BLVD
HOUSTON, TX 77030

Date	Checked	Drawn
07/21/2025	KGH	MDT

Project Number **580-25-101**

Building Number

Drawing Number
TND231
Drawing # 75 OF 231

Veterans Health Administration

VA | U.S. Department of Veterans Affairs

VA FORM 08-6231

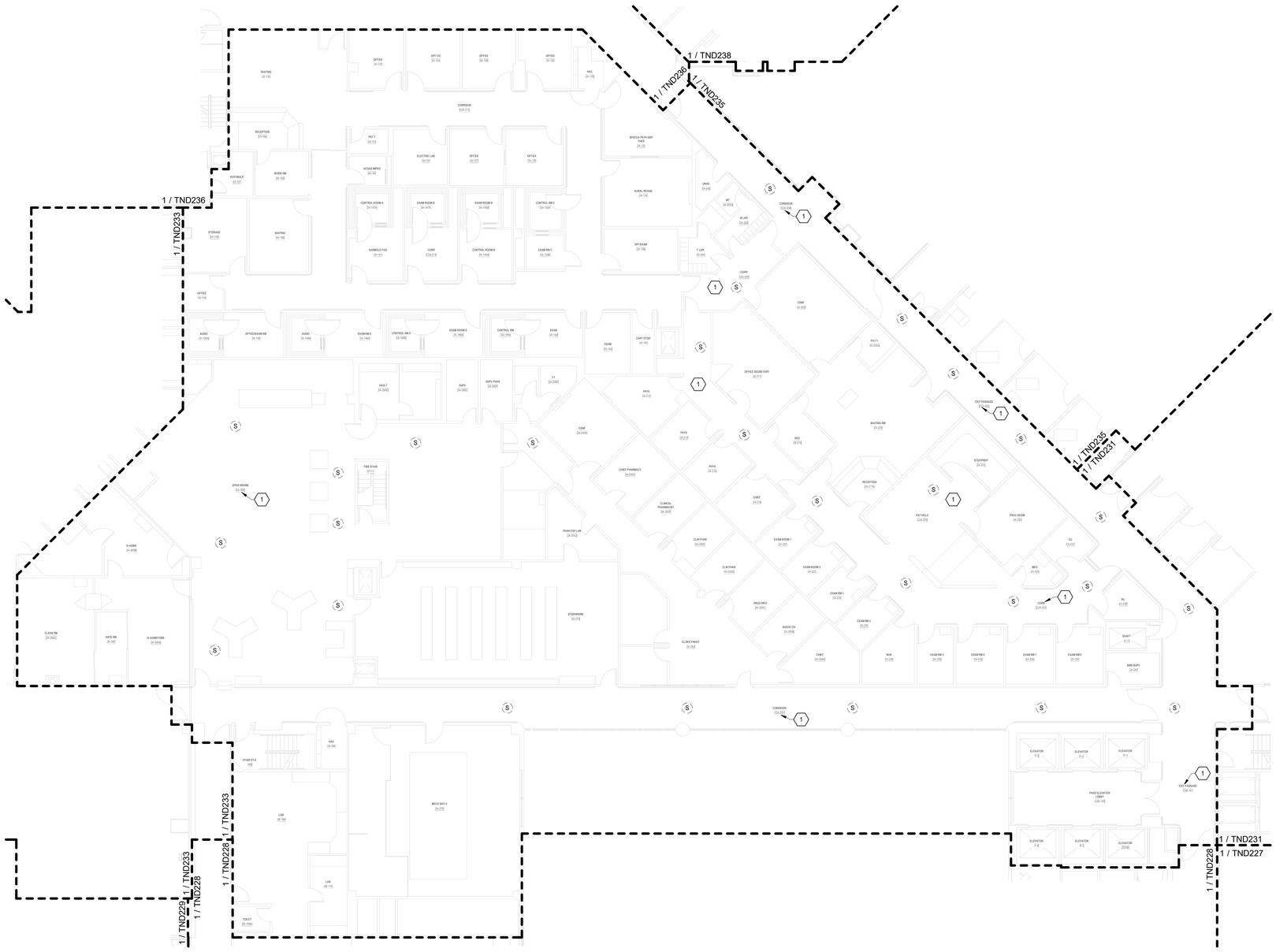

TELECOMMUNICATIONS GENERAL DEMOLIITON NOTES

A. DRAWING IS DIAGRAMMATIC IN NATURE AND IS NOT TO BE CONSTRUED AS ALL INCLUSIVE; FIELD VERIFY EXISTING CONDITIONS AND ADJUST WORK AS REQUIRED TO EXECUTE SPECIFIED WORK.

B. EXISTING CONDITIONS INDICATED ARE BASED ON GENERAL FIELD NOTES AND HISTORICAL DATA AND DOCUMENTATION AND ARE FOR REFERENCE PURPOSES ONLY TO DEFINE SCOPE OF WORK; FIELD VERIFY ALL CONDITIONS.

C. THIS SITE IS AN ACTIVE WORKING ENVIRONMENT; SYSTEMS SHALL NOT BE SHUTDOWN WITHOUT WRITTEN AUTHORIZATION; ALL REQUESTS SHALL BE SUBMITTED IN WRITING A MINIMUM OF TEN (10) WORKING-DAYS PRIOR TO PROPOSED ACTIVITY DATE OR NEED UNLESS DIRECTED OTHERWISE.

D. SEE T-001 TELECOMMUNICATIONS COVER SHEET FOR SYMBOLS DEFINITION:
1. SYMBOLS GRAYED/ HALFTONE: INDICATED FOR REFERENCE AND/OR INDICATING EXISTING UNLESS SPECIFICALLY NOTED OTHERWISE.
2. SYMBOLS DASHED OR SPECIFICALLY KEYED NOTED: INDICATES DEMOLITION WORK.

E. LOCATE EXISTING COMMUNICATIONS CABLE AND PATHWAYS THAT MAY BE AFFECTED BY DEMOLITION AND CONSTRUCTION PRIOR TO DEMOLITION, INCLUDING BUT NOT LIMITED TO SYSTEMS PATHWAYS AND SERVICE ENTRANCES.

F. VERIFY ACTUAL QUANTITIES AND LOCATIONS OF EXISTING EQUIPMENT TO BE DEMOLISHED WITH THE OWNER AND GENERAL CONTRACTOR PRIOR TO COMMENCEMENT OF DEMOLITION WORK.

G. PROVIDE PATCHING, PAINTING OR OTHER WORK NECESSARY TO REPAIR DAMAGE TO WALLS, CEILINGS, OR SIMILAR CAUSED BY THE DEMOLITION OF THE SYSTEM. COORDINATE REPAIR WORK WITH GENERAL CONTRACTOR AND OWNER.

H. PENETRATIONS IN FIRE RATED ASSEMBLIES RESULTING FROM THE REMOVAL OF EQUIPMENT, PATHWAYS, CABLING, OR OTHER EQUIPMENT SHALL BE FIRE STOPPED PER THE LATEST EDITION OF THE UL FIRE RESISTANCE DIRECTORY.

I. REFER TO ARCHITECTURAL PLANS FOR MORE INFORMATION REGARDING THE SCOPE OF DEMOLITION WORK.

J. DEMOLITION WORK INCLUDES REMOVAL OF OVERHEAD PA SYSTEM DEVICES, AND INFRASTRUCTURE INCLUDING EQUIPMENT MOUNTING, BACKBOXES, CABLING, PATHWAYS, HANGARS, AND OTHER SUPPORTS.

K. THE OWNER CLAIMS FIRST RIGHT OF REFUSAL FOR EXISTING EQUIPMENT. COORDINATE SALVAGE REQUIREMENTS WITH THE OWNER PRIOR TO DEMOLITION. IDENTIFY, TAG, AND CAREFULLY DECOMMISSION EQUIPMENT TO BE SALVAGED FOR THE OWNER. EQUIPMENT NOT WANTED BY THE OWNER SHALL BE REMOVED FROM THE SITE AT THE CONTRACTOR'S EXPENSE.

L. PROVIDE BLANK COVER PLATES MATCHING THE SURROUNDING SURFACES ON ALL BACKBOXES TO REMAIN IN PLACE.

M. A COMPLETELY NEW SYSTEM SHALL BE PROVIDED THROUGH THE VAMC CAMPUS. SEE SHEETS TN101 THROUGH TN420 FOR THE NEW SYSTEM DESIGN.

TELECOMMUNICATIONS KEYNOTES

#	
1	EXISTING SPEAKER(S) INDICATED IN THIS AREA SHALL BE REPLACED WITH NEW IP-BASED PAGING SYSTEM. EXISTING SPEAKER TO REMAIN FUNCTIONAL UNTIL NEW IP-BASED SPEAKER SYSTEM HAS BEEN INSTALLED, TESTED, AND APPROVED. WHERE NEW SPEAKERS WILL BE INSTALLED IN SAME PLACE AS EXISTING, TEMPORARILY MOUNT EXISTING SPEAKER WHEN NEW SPEAKER IS INSTALLED. AFTER ACCEPTANCE OF NEW SPEAKER SYSTEM EXISTING SPEAKER, MOUNTING HARDWARE, CABLING, AND UNUSED RACEWAY SHALL BE DEMOLISHED BACK TO SOURCE.

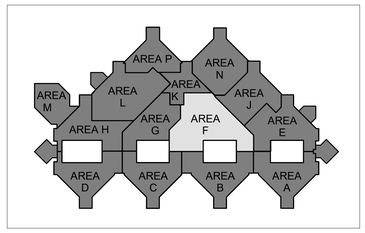

N

1 BLDG 100 - TELECOMMUNICATIONS DEMOLITION PLAN - LEVEL 2 - AREA F
3/32" = 1'-0"

FULLY SPRINKLERED

100% BID DOCUMENTS

No.	REVISION DESCRIPTION	DATE

CONSULTANTS:

ARCHITECT
SPUR DESIGN
312 SW 25TH STREET
OKLAHOMA CITY, OK 73109
(405) 842-6100

MECH / ELEC / PLUMB / TELECOM
SPUR DESIGN
2519 MADISON AVE., STE 100
KANSAS CITY, MO 64108
(913) 369-7200

FIRE PROTECTION ENGINEER
RATED ENGINEERING
609 S. KELLY AVENUE, STE H2
EDMOND, OK 73003
(405) 210-5814

INDUSTRIAL HYGENIST
RIVERFRONT SAFETY & HEALTH
11140 S TOWNE SQUARE, STE 100
ST. LOUIS, MO 63123
(314) 917-0148

PHYSICAL SECURITY
FORCE PROTECT
10901 FRONT BEACH RD, UNIT 1415
PANAMA CITY BEACH, FL 32407
(502) 836-4232

ENGINEER: H2B #: 23-133

H2B, INC.
1225 NORTH LOOP WEST, # 800
HOUSTON, TEXAS 77008
(713) 864-2900

TEXAS FIRM REGISTRATION #: 8856

STAMP:
REGISTERED COMMUNICATIONS DISTRIBUTION DESIGNER
Bicsi
KRISTOPHER G HETLAGE
BICSI ID # 329601
EXPIRES 12-31-27
RCDD
7/18/25

Drawing Title
TELECOMMUNICATIONS DEMOLITION PLANS - BUILDING 100 - LEVEL 2 - AREA F

VA Health Care System Approval:

Project Title
REPLACE/UPGRADE CAMPUS OVERHEAD PAGING SYSTEM

Location: MICHAEL E. DEBAKEY VAMC, 2002 HOLCOMBE BLVD, HOUSTON, TX 77030

Date: **07/21/2025** | Checked: KGH | Drawn: MDT

Project Number: **580-25-101**

Building Number:

Drawing Number: **TND232**

Drawing # 76 OF 231

Veterans Health Administration

VA | U.S. Department of Veterans Affairs

7/18/2025 17:11:58

VA FORM 08-6231

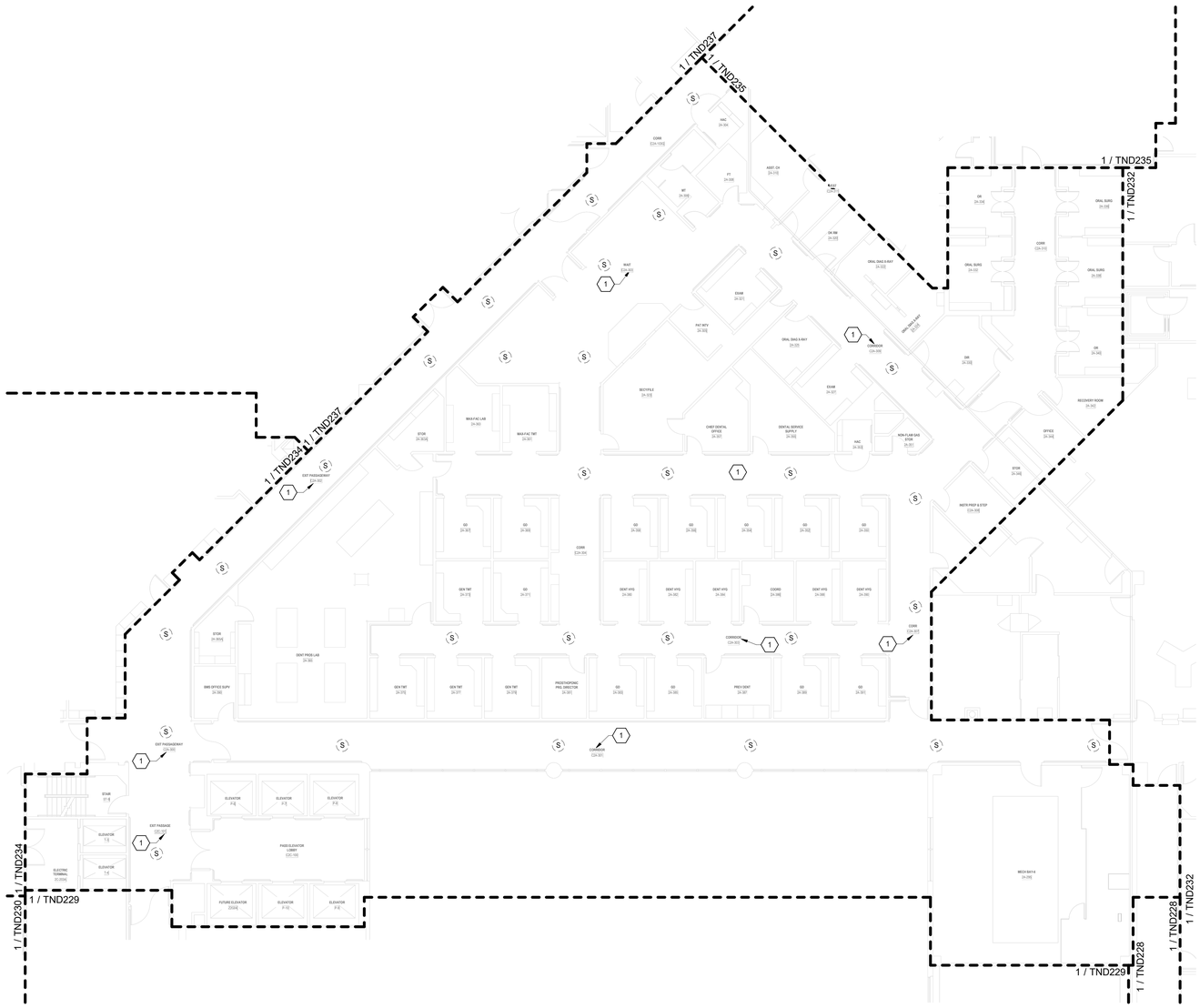

TELECOMMUNICATIONS GENERAL DEMOLIITON NOTES

A. DRAWING IS DIAGRAMMATIC IN NATURE AND IS NOT TO BE CONSTRUED AS ALL INCLUSIVE; FIELD VERIFY EXISTING CONDITIONS AND ADJUST WORK AS REQUIRED TO EXECUTE SPECIFIED WORK.

B. EXISTING CONDITIONS INDICATED ARE BASED ON GENERAL FIELD NOTES AND HISTORICAL DATA AND DOCUMENTATION AND ARE FOR REFERENCE PURPOSES ONLY TO DEFINE SCOPE OF WORK; FIELD VERIFY ALL CONDITIONS.

C. THIS SITE IS AN ACTIVE WORKING ENVIRONMENT; SYSTEMS SHALL NOT BE SHUTDOWN WITHOUT WRITTEN AUTHORIZATION; ALL REQUESTS SHALL BE SUBMITTED IN WRITING A MINIMUM OF TEN (10) WORKING-DAYS PRIOR TO PROPOSED ACTIVITY DATE OR NEED UNLESS DIRECTED OTHERWISE.

D. SEE T-001 TELECOMMUNICATIONS COVER SHEET FOR SYMBOLS DEFINITION:
1. SYMBOLS GRAYED/ HALFTONE: INDICATED FOR REFERENCE AND/OR INDICATING EXISTING UNLESS SPECIFICALLY NOTED OTHERWISE.
2. SYMBOLS DASHED OR SPECIFICALLY KEYED NOTED. INDICATES DEMOLITION WORK.

E. LOCATE EXISTING COMMUNICATIONS CABLE AND PATHWAYS THAT MAY BE AFFECTED BY DEMOLITION AND CONSTRUCTION PRIOR TO DEMOLITION, INCLUDING BUT NOT LIMITED TO SYSTEMS PATHWAYS AND SERVICE ENTRANCES.

F. VERIFY ACTUAL QUANTITIES AND LOCATIONS OF EXISTING EQUIPMENT TO BE DEMOLISHED WITH THE OWNER AND GENERAL CONTRACTOR PRIOR TO COMMENCEMENT OF DEMOLITION WORK.

G. PROVIDE PATCHING, PAINTING OR OTHER WORK NECESSARY TO REPAIR DAMAGE TO WALLS, CEILINGS, OR SIMILAR CAUSED BY THE DEMOLITION OF THE SYSTEM. COORDINATE REPAIR WORK WITH GENERAL CONTRACTOR AND OWNER.

H. PENETRATIONS IN FIRE RATED ASSEMBLIES RESULTING FROM THE REMOVAL OF EQUIPMENT, PATHWAYS, CABLING, OR OTHER EQUIPMENT SHALL BE FIRE STOPPED PER THE LATEST EDITION OF THE UL FIRE RESISTANCE DIRECTORY.

I. REFER TO ARCHITECTURAL PLANS FOR MORE INFORMATION REGARDING THE SCOPE OF DEMOLITION WORK.

J. DEMOLITION WORK INCLUDES REMOVAL OF OVERHEAD PA SYSTEM DEVICES, AND INFRASTRUCTURE INCLUDING EQUIPMENT MOUNTING, BACKBOXES, CABLING, PATHWAYS, HANGARS, AND OTHER SUPPORTS.

K. THE OWNER CLAIMS FIRST RIGHT OF REFUSAL FOR EXISTING EQUIPMENT. COORDINATE SALVAGE REQUIREMENTS WITH THE OWNER PRIOR TO DEMOLITION. IDENTIFY, TAG, AND CAREFULLY DECOMMISSION EQUIPMENT TO BE SALVAGED FOR THE OWNER. EQUIPMENT NOT WANTED BY THE OWNER SHALL BE REMOVED FROM THE SITE AT THE CONTRACTOR'S EXPENSE.

L. PROVIDE BLANK COVER PLATES MATCHING THE SURROUNDING SURFACES ON ALL BACKBOXES TO REMAIN IN PLACE.

M. A COMPLETELY NEW SYSTEM SHALL BE PROVIDED THROUGH THE VAMC CAMPUS. SEE SHEETS TN101 THROUGH TN420 FOR THE NEW SYSTEM DESIGN.

TELECOMMUNICATIONS KEYNOTES

#	
1	EXISTING SPEAKER(S) INDICATED IN THIS AREA SHALL BE REPLACED WITH NEW IP-BASED PAGING SYSTEM. EXISTING SPEAKER TO REMAIN FUNCTIONAL UNTIL NEW IP-BASED SPEAKER SYSTEM HAS BEEN INSTALLED, TESTED, AND APPROVED. WHERE NEW SPEAKERS WILL BE INSTALLED IN SAME PLACE AS EXISTING, TEMPORARILY MOUNT EXISTING SPEAKER WHEN NEW SPEAKER IS INSTALLED. AFTER ACCEPTANCE OF NEW SPEAKER SYSTEM EXISTING SPEAKER, MOUNTING HARDWARE, CABLING, AND UNUSED RACEWAY SHALL BE DEMOLISHED BACK TO SOURCE.

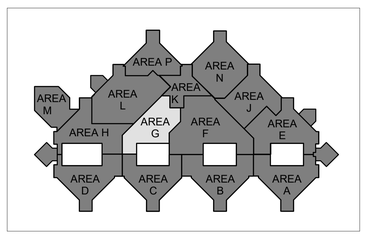

N

1 BLDG 100 - TELECOMMUNICATIONS DEMOLITION PLAN - LEVEL 2 - AREA G
3/32" = 1'-0"

FULLY SPRINKLERED

100% BID DOCUMENTS

No.	REVISION DESCRIPTION	DATE

CONSULTANTS:

ARCHITECT
SPUR DESIGN
312 SW 25TH STREET
OKLAHOMA CITY, OK 73109
(405) 842-6100

MECH / ELEC / PLUMB / TELECOM
SPUR DESIGN
2519 MADISON AVE., STE 100
KANSAS CITY, MO 64108
(913) 369-7200

FIRE PROTECTION ENGINEER
RATED ENGINEERING
609 S. KELLY AVENUE, STE H2
EDMOND, OK 73003
(405) 210-5814

INDUSTRIAL HYGENIST
RIVERFRONT SAFETY & HEALTH
11140 S TOWNE SQUARE, STE 100
ST. LOUIS, MO 63123
(314) 917-0148

PHYSICAL SECURITY
FORCE PROTECT
10901 FRONT BEACH RD, UNIT 1415
PANAMA CITY BEACH, FL 32407
(502) 836-4232

ENGINEER: H2B #: 23-133

H2B, INC.
1225 NORTH LOOP WEST, # 800
HOUSTON, TEXAS 77008
(713) 864-2900

TEXAS FIRM REGISTRATION #: 8856

STAMP:
REGISTERED COMMUNICATIONS DISTRIBUTION DESIGNER
Bicsi
KRISTOPHER G HETLAGE
BICSI ID # 328601
EXPIRES 12-31-27
RCDD
7/18/25

Drawing Title
TELECOMMUNICATIONS DEMOLITION PLANS - BUILDING 100 - LEVEL 2 - AREA G

VA Health Care System Approval:

Project Title
REPLACE/UPGRADE CAMPUS OVERHEAD PAGING SYSTEM

Location MICHAEL E. DEBAKEY VAMC
2002 HOLCOMBE BLVD
HOUSTON, TX 77030

Date	Checked	Drawn
07/21/2025	KGH	MDT

Project Number
580-25-101

Building Number

Drawing Number
TND233
Drawing # 77 OF 231

Veterans Health Administration

VA U.S. Department of Veterans Affairs

7/18/2025 17:12:04

VA FORM 08-6231

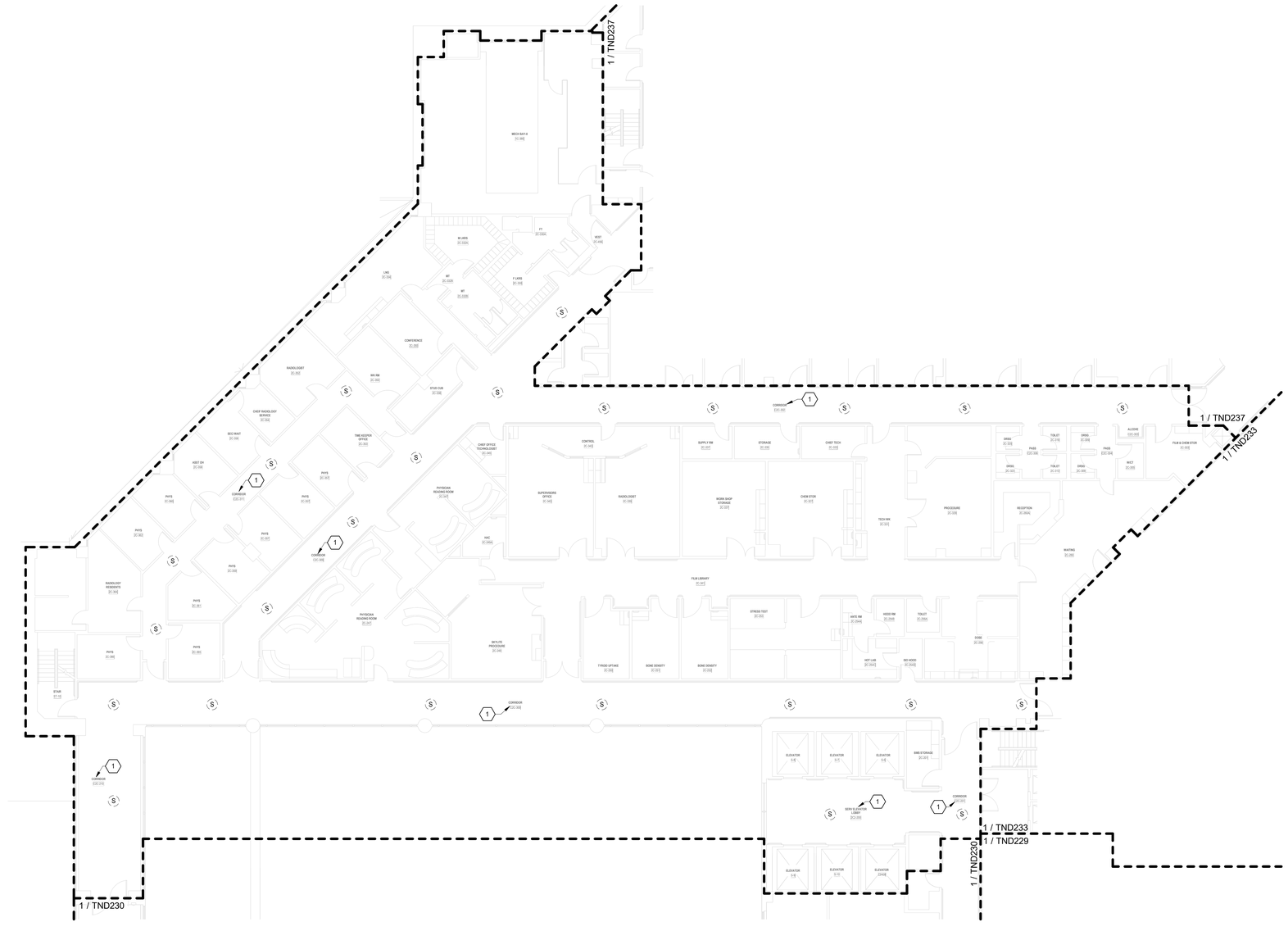

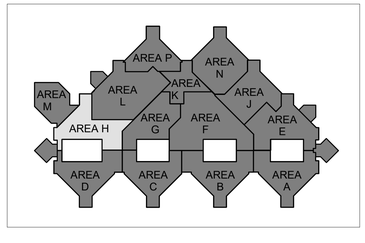

TELECOMMUNICATIONS GENERAL DEMOLIITON NOTES

A. DRAWING IS DIAGRAMMATIC IN NATURE AND IS NOT TO BE CONSTRUED AS ALL INCLUSIVE; FIELD VERIFY EXISTING CONDITIONS AND ADJUST WORK AS REQUIRED TO EXECUTE SPECIFIED WORK.

B. EXISTING CONDITIONS INDICATED ARE BASED ON GENERAL FIELD NOTES AND HISTORICAL DATA AND DOCUMENTATION AND ARE FOR REFERENCE PURPOSES ONLY TO DEFINE SCOPE OF WORK; FIELD VERIFY ALL CONDITIONS.

C. THIS SITE IS AN ACTIVE WORKING ENVIRONMENT; SYSTEMS SHALL NOT BE SHUTDOWN WITHOUT WRITTEN AUTHORIZATION; ALL REQUESTS SHALL BE SUBMITTED IN WRITING A MINIMUM OF TEN (10) WORKING-DAYS PRIOR TO PROPOSED ACTIVITY DATE OR NEED UNLESS DIRECTED OTHERWISE.

D. SEE T-001 TELECOMMUNICATIONS COVER SHEET FOR SYMBOLS DEFINITION:
1. SYMBOLS GRAYED/ HALFTONE: INDICATED FOR REFERENCE AND/OR INDICATING EXISTING UNLESS SPECIFICALLY NOTED OTHERWISE.
2. SYMBOLS DASHED OR SPECIFICALLY KEYED NOTED: INDICATES DEMOLITION WORK.

E. LOCATE EXISTING COMMUNICATIONS CABLE AND PATHWAYS THAT MAY BE AFFECTED BY DEMOLITION AND CONSTRUCTION PRIOR TO DEMOLITION, INCLUDING BUT NOT LIMITED TO SYSTEMS PATHWAYS AND SERVICE ENTRANCES.

F. VERIFY ACTUAL QUANTITIES AND LOCATIONS OF EXISTING EQUIPMENT TO BE DEMOLISHED WITH THE OWNER AND GENERAL CONTRACTOR PRIOR TO COMMENCEMENT OF DEMOLITION WORK.

G. PROVIDE PATCHING, PAINTING OR OTHER WORK.NECESSARY TO REPAIR DAMAGE TO WALLS, CEILINGS, OR SIMILAR CAUSED BY THE DEMOLITION OF THE SYSTEM. COORDINATE REPAIR WORK WITH GENERAL CONTRACTOR AND OWNER.

H. PENETRATIONS IN FIRE RATED ASSEMBLIES RESULTING FROM THE REMOVAL OF EQUIPMENT, PATHWAYS, CABLING, OR OTHER EQUIPMENT SHALL BE FIRE STOPPED PER THE LATEST EDITION OF THE UL FIRE RESISTANCE DIRECTORY.

I. REFER TO ARCHITECTURAL PLANS FOR MORE INFORMATION REGARDING THE SCOPE OF DEMOLITION WORK.

J. DEMOLITION WORK INCLUDES REMOVAL OF OVERHEAD PA SYSTEM DEVICES, AND INFRASTRUCTURE INCLUDING EQUIPMENT MOUNTING, BACKBOXES, CABLING, PATHWAYS, HANGARS, AND OTHER SUPPORTS.

K. THE OWNER CLAIMS FIRST RIGHT OF REFUSAL FOR EXISTING EQUIPMENT. COORDINATE SALVAGE REQUIREMENTS WITH THE OWNER PRIOR TO DEMOLITION. IDENTIFY, TAG, AND CAREFULLY DECOMMISSION EQUIPMENT TO BE SALVAGED FOR THE OWNER. EQUIPMENT NOT WANTED BY THE OWNER SHALL BE REMOVED FROM THE SITE AT THE CONTRACTOR'S EXPENSE.

L. PROVIDE BLANK COVER PLATES MATCHING THE SURROUNDING SURFACES ON ALL BACKBOXES TO REMAIN IN PLACE.

M. A COMPLETELY NEW SYSTEM SHALL BE PROVIDED THROUGH THE VAMC CAMPUS. SEE SHEETS TN101 THROUGH TN420 FOR THE NEW SYSTEM DESIGN.

TELECOMMUNICATIONS KEYNOTES

#	
1	EXISTING SPEAKER(S) INDICATED IN THIS AREA SHALL BE REPLACED WITH NEW IP-BASED PAGING SYSTEM. EXISTING SPEAKER TO REMAIN FUNCTIONAL UNTIL NEW IP-BASED SPEAKER SYSTEM HAS BEEN INSTALLED, TESTED, AND APPROVED. WHERE NEW SPEAKERS WILL BE INSTALLED IN SAME PLACE AS EXISTING, TEMPORARILY MOUNT EXISTING SPEAKER WHEN NEW SPEAKER IS INSTALLED. AFTER ACCEPTANCE OF NEW SPEAKER SYSTEM EXISTING SPEAKER, MOUNTING HARDWARE, CABLING, AND UNUSED RACEWAY SHALL BE DEMOLISHED BACK TO SOURCE.

N

1 BLDG 100 - TELECOMMUNICATIONS DEMOLITION PLAN - LEVEL 2 - AREA H
3/32" = 1'-0"

FULLY SPRINKLERED

100% BID DOCUMENTS

No.	REVISION DESCRIPTION	DATE

7/18/2025 17:12:09

CONSULTANTS:

ARCHITECT
SPUR DESIGN
312 SW 25TH STREET
OKLAHOMA CITY, OK 73109
(405) 842-6100

MECH / ELEC / PLUMB / TELECOM
SPUR DESIGN
2519 MADISON AVE., STE 100
KANSAS CITY, MO 64108
(913) 369-7200

FIRE PROTECTION ENGINEER
RATED ENGINEERING
609 S. KELLY AVENUE, STE H2
EDMOND, OK 73003
(405) 210-5814

INDUSTRIAL HYGENIST
RIVERFRONT SAFETY & HEALTH
11140 S TOWNE SQUARE, STE 100
ST. LOUIS, MO 63123
(314) 917-0148

PHYSICAL SECURITY
FORCE PROTECT
10901 FRONT BEACH RD, UNIT 1415
PANAMA CITY BEACH, FL 32407
(502) 836-4232

ENGINEER: H2B #: 23-133

H2B

H2B, INC.
1225 NORTH LOOP WEST, # 800
HOUSTON, TEXAS 77008
(713) 864-2900

TEXAS FIRM REGISTRATION #: 8856

STAMP:
REGISTERED COMMUNICATIONS DISTRIBUTION DESIGNER
Bicsi
KRISTOPHER G HETLAGE
BICSI ID # 339601
EXPIRES 12-31-27
RCDD
7/18/25

Drawing Title
TELECOMMUNICATIONS DEMOLITION PLANS - BUILDING 100 - LEVEL 2 - AREA H

VA Health Care System Approval:

Project Title
REPLACE/UPGRADE CAMPUS OVERHEAD PAGING SYSTEM

Location MICHAEL E. DEBAKEY VAMC
2002 HOLCOMBE BLVD
HOUSTON, TX 77030

Date	Checked	Drawn
07/21/2025	KGH	MDT

Project Number
580-25-101

Building Number

Drawing Number
TND234
Drawing # 78 OF 231

Veterans Health Administration

VA U.S. Department of Veterans Affairs

VA FORM 08-6231

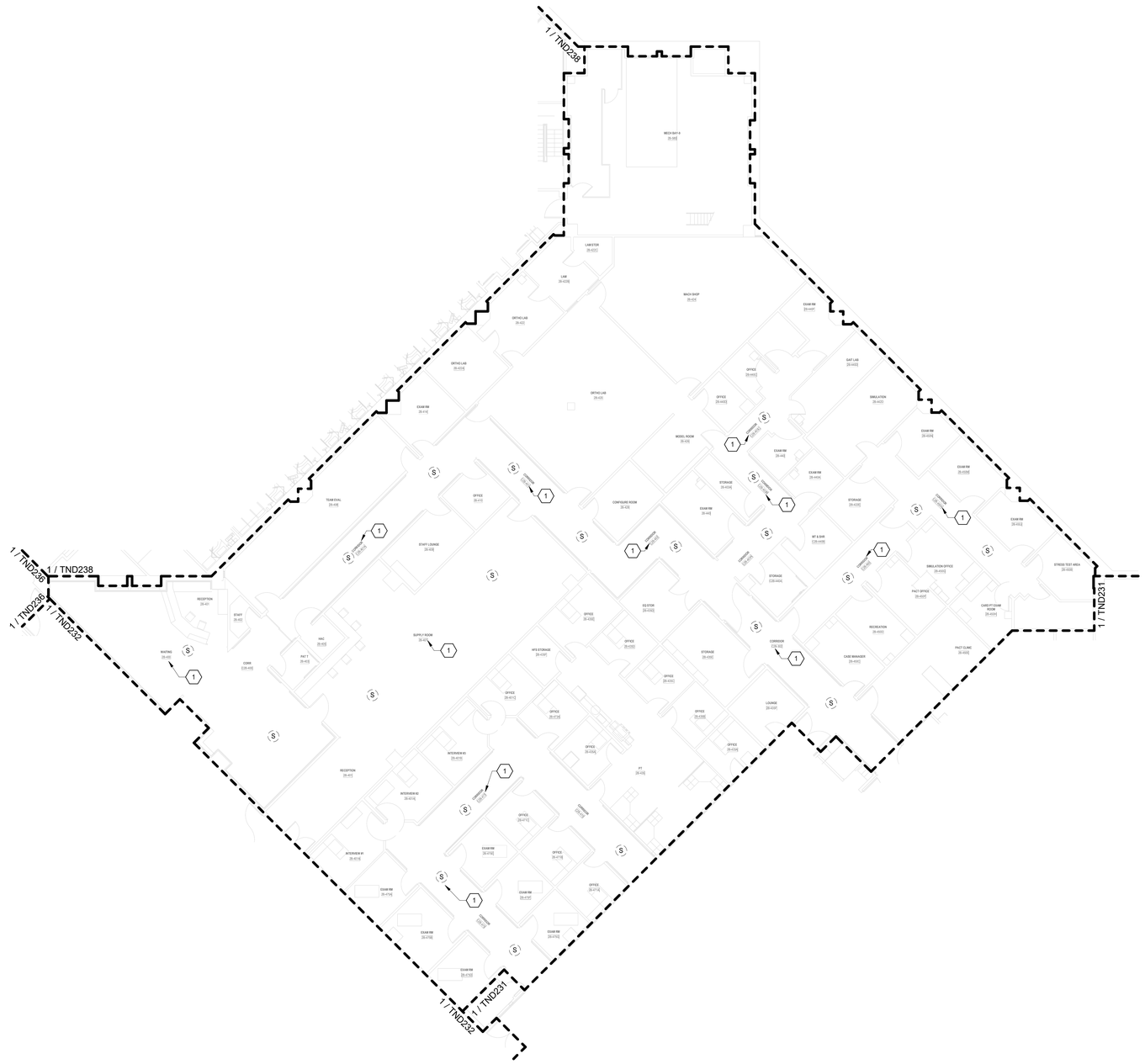
1 / TND238
1 / TND237
1 / TND236
1 / TND232
1 / TND231
MECH SKY-II
[B-008]
LAB STOR
[B-420C]
LAB
[B-420B]
MACH SHOP
[B-424]
ORTHO LAB
[B-422]
ORTHO LAB
[B-423]
ORTHO LAB
[B-425]
ORTHO LAB
[B-426]
EXAM RM
[B-427]
EAST LAB
[B-440B]
SIMULATION
[B-442C]
EXAM RM
[B-442D]
EXAM RM
[B-442E]
EXAM RM
[B-442G]
EXAM RM
[B-442H]
EXAM RM
[B-442J]
EXAM RM
[B-442K]
EXAM RM
[B-442L]
EXAM RM
[B-442M]
EXAM RM
[B-442N]
EXAM RM
[B-442P]
EXAM RM
[B-442Q]
EXAM RM
[B-442R]
EXAM RM
[B-442S]
EXAM RM
[B-442T]
EXAM RM
[B-442U]
EXAM RM
[B-442V]
EXAM RM
[B-442W]
EXAM RM
[B-442X]
EXAM RM
[B-442Y]
EXAM RM
[B-442Z]
EXAM RM
[B-442AA]
EXAM RM
[B-442AB]
EXAM RM
[B-442AC]
EXAM RM
[B-442AD]
EXAM RM
[B-442AE]
EXAM RM
[B-442AF]
EXAM RM
[B-442AG]
EXAM RM
[B-442AH]
EXAM RM
[B-442AJ]
EXAM RM
[B-442AK]
EXAM RM
[B-442AL]
EXAM RM
[B-442AM]
EXAM RM
[B-442AN]
EXAM RM
[B-442AP]
EXAM RM
[B-442AQ]
EXAM RM
[B-442AR]
EXAM RM
[B-442AS]
EXAM RM
[B-442AT]
EXAM RM
[B-442AU]
EXAM RM
[B-442AV]
EXAM RM
[B-442AW]
EXAM RM
[B-442AX]
EXAM RM
[B-442AY]
EXAM RM
[B-442AZ]
EXAM RM
[B-442BA]
EXAM RM
[B-442BB]
EXAM RM
[B-442BC]
EXAM RM
[B-442BD]
EXAM RM
[B-442BE]
EXAM RM
[B-442BF]
EXAM RM
[B-442BG]
EXAM RM
[B-442BH]
EXAM RM
[B-442BJ]
EXAM RM
[B-442BK]
EXAM RM
[B-442BL]
EXAM RM
[B-442BM]
EXAM RM
[B-442BN]
EXAM RM
[B-442BP]
EXAM RM
[B-442BQ]
EXAM RM
[B-442BR]
EXAM RM
[B-442BS]
EXAM RM
[B-442BT]
EXAM RM
[B-442BU]
EXAM RM
[B-442BV]
EXAM RM
[B-442BW]
EXAM RM
[B-442BX]
EXAM RM
[B-442BY]
EXAM RM
[B-442BZ]
EXAM RM
[B-442CA]
EXAM RM
[B-442CB]
EXAM RM
[B-442CC]
EXAM RM
[B-442CD]
EXAM RM
[B-442CE]
EXAM RM
[B-442CF]
EXAM RM
[B-442CG]
EXAM RM
[B-442CH]
EXAM RM
[B-442CJ]
EXAM RM
[B-442CK]
EXAM RM
[B-442CL]
EXAM RM
[B-442CM]
EXAM RM
[B-442CN]
EXAM RM
[B-442CP]
EXAM RM
[B-442CQ]
EXAM RM
[B-442CR]
EXAM RM
[B-442CS]
EXAM RM
[B-442CT]
EXAM RM
[B-442CU]
EXAM RM
[B-442CV]
EXAM RM
[B-442CW]
EXAM RM
[B-442CX]
EXAM RM
[B-442CY]
EXAM RM
[B-442CZ]
EXAM RM
[B-442DA]
EXAM RM
[B-442DB]
EXAM RM
[B-442DC]
EXAM RM
[B-442DD]
EXAM RM
[B-442DE]
EXAM RM
[B-442DF]
EXAM RM
[B-442DG]
EXAM RM
[B-442DH]
EXAM RM
[B-442DJ]
EXAM RM
[B-442DK]
EXAM RM
[B-442DL]
EXAM RM
[B-442DM]
EXAM RM
[B-442DN]
EXAM RM
[B-442DP]
EXAM RM
[B-442DQ]
EXAM RM
[B-442DR]
EXAM RM
[B-442DS]
EXAM RM
[B-442DT]
EXAM RM
[B-442DU]
EXAM RM
[B-442DV]
EXAM RM
[B-442DW]
EXAM RM
[B-442DX]
EXAM RM
[B-442DY]
EXAM RM
[B-442DZ]
EXAM RM
[B-442EA]
EXAM RM
[B-442EB]
EXAM RM
[B-442EC]
EXAM RM
[B-442ED]
EXAM RM
[B-442EE]
EXAM RM
[B-442EF]
EXAM RM
[B-442EG]
EXAM RM
[B-442EH]
EXAM RM
[B-442EJ]
EXAM RM
[B-442EK]
EXAM RM
[B-442EL]
EXAM RM
[B-442EM]
EXAM RM
[B-442EN]
EXAM RM
[B-442EP]
EXAM RM
[B-442EQ]
EXAM RM
[B-442ER]
EXAM RM
[B-442ES]
EXAM RM
[B-442ET]
EXAM RM
[B-442EU]
EXAM RM
[B-442EV]
EXAM RM
[B-442EW]
EXAM RM
[B-442EX]
EXAM RM
[B-442EY]
EXAM RM
[B-442EZ]
EXAM RM
[B-442FA]
EXAM RM
[B-442FB]
EXAM RM
[B-442FC]
EXAM RM
[B-442FD]
EXAM RM
[B-442FE]
EXAM RM
[B-442FF]
EXAM RM
[B-442FG]
EXAM RM
[B-442FH]
EXAM RM
[B-442FJ]
EXAM RM
[B-442FK]
EXAM RM
[B-442FL]
EXAM RM
[B-442FM]
EXAM RM
[B-442FN]
EXAM RM
[B-442FP]
EXAM RM
[B-442FQ]
EXAM RM
[B-442FR]
EXAM RM
[B-442FS]
EXAM RM
[B-442FT]
EXAM RM
[B-442FU]
EXAM RM
[B-442FV]
EXAM RM
[B-442FW]
EXAM RM
[B-442FX]
EXAM RM
[B-442FY]
EXAM RM
[B-442FZ]
EXAM RM
[B-442GA]
EXAM RM
[B-442GB]
EXAM RM
[B-442GC]
EXAM RM
[B-442GD]
EXAM RM
[B-442GE]
EXAM RM
[B-442GF]
EXAM RM
[B-442GG]
EXAM RM
[B-442GH]
EXAM RM
[B-442GJ]
EXAM RM
[B-442GK]
EXAM RM
[B-442GL]
EXAM RM
[B-442GM]
EXAM RM
[B-442GN]
EXAM RM
[B-442GP]
EXAM RM
[B-442GQ]
EXAM RM
[B-442GR]
EXAM RM
[B-442GS]
EXAM RM
[B-442GT]
EXAM RM
[B-442GU]
EXAM RM
[B-442GV]
EXAM RM
[B-442GW]
EXAM RM
[B-442GX]
EXAM RM
[B-442GY]
EXAM RM
[B-442GZ]
EXAM RM
[B-442HA]
EXAM RM
[B-442HB]
EXAM RM
[B-442HC]
EXAM RM
[B-442HD]
EXAM RM
[B-442HE]
EXAM RM
[B-442HF]
EXAM RM
[B-442HG]
EXAM RM
[B-442HH]
EXAM RM
[B-442HJ]
EXAM RM
[B-442HK]
EXAM RM
[B-442HL]
EXAM RM
[B-442HM]
EXAM RM
[B-442HN]
EXAM RM
[B-442HP]
EXAM RM
[B-442HQ]
EXAM RM
[B-442HR]
EXAM RM
[B-442HS]
EXAM RM
[B-442HT]
EXAM RM
[B-442HU]
EXAM RM
[B-442HV]
EXAM RM
[B-442HW]
EXAM RM
[B-442HX]
EXAM RM
[B-442HY]
EXAM RM
[B-442HZ]
EXAM RM
[B-442IA]
EXAM RM
[B-442IB]
EXAM RM
[B-442IC]
EXAM RM
[B-442ID]
EXAM RM
[B-442IE]
EXAM RM
[B-442IF]
EXAM RM
[B-442IG]
EXAM RM
[B-442IH]
EXAM RM
[B-442IJ]
EXAM RM
[B-442IK]
EXAM RM
[B-442IL]
EXAM RM
[B-442IM]
EXAM RM
[B-442IN]
EXAM RM
[B-442IP]
EXAM RM
[B-442IQ]
EXAM RM
[B-442IR]
EXAM RM
[B-442IS]
EXAM RM
[B-442IT]
EXAM RM
[B-442IU]
EXAM RM
[B-442IV]
EXAM RM
[B-442IW]
EXAM RM
[B-442IX]
EXAM RM
[B-442IY]
EXAM RM
[B-442IZ]
EXAM RM
[B-442JA]
EXAM RM
[B-442JB]
EXAM RM
[B-442JC]
EXAM RM
[B-442JD]
EXAM RM
[B-442JE]
EXAM RM
[B-442JF]
EXAM RM
[B-442JG]
EXAM RM
[B-442JH]
EXAM RM
[B-442JJ]
EXAM RM
[B-442JK]
EXAM RM
[B-442JL]
EXAM RM
[B-442JM]
EXAM RM
[B-442JN]
EXAM RM
[B-442JP]
EXAM RM
[B-442JQ]
EXAM RM
[B-442JR]
EXAM RM
[B-442JS]
EXAM RM
[B-442JT]
EXAM RM
[B-442JU]
EXAM RM
[B-442JV]
EXAM RM
[B-442JW]
EXAM RM
[B-442JX]
EXAM RM
[B-442JY]
EXAM RM
[B-442JZ]
EXAM RM
[B-442KA]
EXAM RM
[B-442KB]
EXAM RM
[B-442KC]
EXAM RM
[B-442KD]
EXAM RM
[B-442KE]
EXAM RM
[B-442KF]
EXAM RM
[B-442KG]
EXAM RM
[B-442KH]
EXAM RM
[B-442KJ]
EXAM RM
[B-442KK]
EXAM RM
[B-442KL]
EXAM RM
[B-442KM]
EXAM RM
[B-442KN]
EXAM RM
[B-442KP]
EXAM RM
[B-442KQ]
EXAM RM
[B-442KR]
EXAM RM
[B-442KS]
EXAM RM
[B-442KT]
EXAM RM
[B-442KU]
EXAM RM
[B-442KV]
EXAM RM
[B-442KW]
EXAM RM
[B-442KX]
EXAM RM
[B-442KY]
EXAM RM
[B-442KZ]
EXAM RM
[B-442LA]
EXAM RM
[B-442LB]
EXAM RM
[B-442LC]
EXAM RM
[B-442LD]
EXAM RM
[B-442LE]
EXAM RM
[B-442LF]
EXAM RM
[B-442LG]
EXAM RM
[B-442LH]
EXAM RM
[B-442LJ]
EXAM RM
[B-442LK]
EXAM RM
[B-442LL]
EXAM RM
[B-442LM]
EXAM RM
[B-442LN]
EXAM RM
[B-442LP]
EXAM RM
[B-442LQ]
EXAM RM
[B-442LR]
EXAM RM
[B-442LS]
EXAM RM
[B-442LT]
EXAM RM
[B-442LU]
EXAM RM
[B-442LV]
EXAM RM
[B-442LW]
EXAM RM
[B-442LX]
EXAM RM
[B-442LY]
EXAM RM
[B-442LZ]
EXAM RM
[B-442MA]
EXAM RM
[B-442MB]
EXAM RM
[B-442MC]
EXAM RM
[B-442MD]
EXAM RM
[B-442ME]
EXAM RM
[B-442MF]
EXAM RM
[B-442MG]
EXAM RM
[B-442MH]
EXAM RM
[B-442MJ]
EXAM RM
[B-442MK]
EXAM RM
[B-442ML]
EXAM RM
[B-442MM]
EXAM RM
[B-442MN]
EXAM RM
[B-442MP]
EXAM RM
[B-442MQ]
EXAM RM
[B-442MR]
EXAM RM
[B-442MS]
EXAM RM
[B-442MT]
EXAM RM
[B-442MU]
EXAM RM
[B-442MV]
EXAM RM
[B-442MW]
EXAM RM
[B-442MX]
EXAM RM
[B-442MY]
EXAM RM
[B-442MZ]
EXAM RM
[B-442NA]
EXAM RM
[B-442NB]
EXAM RM
[B-442NC]
EXAM RM
[B-442ND]
EXAM RM
[B-442NE]
EXAM RM
[B-442NF]
EXAM RM
[B-442NG]
EXAM RM
[B-442NH]
EXAM RM
[B-442NJ]
EXAM RM
[B-442NK]
EXAM RM
[B-442NL]
EXAM RM
[B-442NM]
EXAM RM
[B-442NN]
EXAM RM
[B-442NP]
EXAM RM
[B-442NQ]
EXAM RM
[B-442NR]
EXAM RM
[B-442NS]
EXAM RM
[B-442NT]
EXAM RM
[B-442NU]
EXAM RM
[B-442NV]
EXAM RM
[B-442NW]
EXAM RM
[B-442NX]
EXAM RM
[B-442NY]
EXAM RM
[B-442NZ]
EXAM RM
[B-442OA]
EXAM RM
[B-442OB]
EXAM RM
[B-442OC]
EXAM RM
[B-442OD]
EXAM RM
[B-442OE]
EXAM RM
[B-442OF]
EXAM RM
[B-442OG]
EXAM RM
[B-442OH]
EXAM RM
[B-442OJ]
EXAM RM
[B-442OK]
EXAM RM
[B-442OL]
EXAM RM
[B-442OM]
EXAM RM
[B-442ON]
EXAM RM
[B-442OP]
EXAM RM
[B-442OQ]
EXAM RM
[B-442OR]
EXAM RM
[B-442OS]
EXAM RM
[B-442OT]
EXAM RM
[B-442OU]
EXAM RM
[B-442OV]
EXAM RM
[B-442OW]
EXAM RM
[B-442OX]
EXAM RM
[B-442OY]
EXAM RM
[B-442OZ]
EXAM RM
[B-442PA]
EXAM RM
[B-442PB]
EXAM RM
[B-442PC]
EXAM RM
[B-442PD]
EXAM RM
[B-442PE]
EXAM RM
[B-442PF]
EXAM RM
[B-442PG]
EXAM RM
[B-442PH]
EXAM RM
[B-442PJ]
EXAM RM
[B-442PK]
EXAM RM
[B-442PL]
EXAM RM
[B-442PM]
EXAM RM
[B-442PN]
EXAM RM
[B-442PP]
EXAM RM
[B-442PQ]
EXAM RM
[B-442PR]
EXAM RM
[B-442PS]
EXAM RM
[B-442PT]
EXAM RM
[B-442PU]
EXAM RM
[B-442PV]
EXAM RM
[B-442PW]
EXAM RM
[B-442PX]
EXAM RM
[B-442PY]
EXAM RM
[B-442PZ]
EXAM RM
[B-442QA]
EXAM RM
[B-442QB]
EXAM RM
[B-442QC]
EXAM RM
[B-442QD]
EXAM RM
[B-442QE]
EXAM RM
[B-442QF]
EXAM RM
[B-442QG]
EXAM RM
[B-442QH]
EXAM RM
[B-442QJ]
EXAM RM
[B-442QK]
EXAM RM
[B-442QL]
EXAM RM
[B-442QM]
EXAM RM
[B-442QN]
EXAM RM
[B-442QP]
EXAM RM
[B-442QQ]
EXAM RM
[B-442QR]
EXAM RM
[B-442QS]
EXAM RM
[B-442QT]
EXAM RM
[B-442QU]
EXAM RM
[B-442QV]
EXAM RM
[B-442QW]
EXAM RM
[B-442QX]
EXAM RM
[B-442QY]
EXAM RM
[B-442QZ]
EXAM RM
[B-442RA]
EXAM RM
[B-442RB]
EXAM RM
[B-442RC]
EXAM RM
[B-442RD]
EXAM RM
[B-442RE]
EXAM RM
[B-442RF]
EXAM RM
[B-442RG]
EXAM RM
[B-442RH]
EXAM RM
[B-442RJ]
EXAM RM
[B-442RK]
EXAM RM
[B-442RL]
EXAM RM
[B-442RM]
EXAM RM
[B-442RN]
EXAM RM
[B-442RP]
EXAM RM
[B-442RQ]
EXAM RM
[B-442RR]
EXAM RM
[B-442RS]
EXAM RM
[B-442RT]
EXAM RM
[B-442RU]
EXAM RM
[B-442RV]
EXAM RM
[B-442RW]
EXAM RM
[B-442RX]
EXAM RM
[B-442RY]
EXAM RM
[B-442RZ]
EXAM RM
[B-442SA]
EXAM RM
[B-442SB]
EXAM RM
[B-442SC]
EXAM RM
[B-442SD]
EXAM RM
[B-442SE]
EXAM RM
[B-442SF]
EXAM RM
[B-442SG]
EXAM RM
[B-442SH]
EXAM RM
[B-442SJ]
EXAM RM
[B-442SK]
EXAM RM
[B-442SL]
EXAM RM
[B-442SM]
EXAM RM
[B-442SN]
EXAM RM
[B-442SP]
EXAM RM
[B-442SQ]
EXAM RM
[B-442SR]
EXAM RM
[B-442SS]
EXAM RM
[B-442ST]
EXAM RM
[B-442SU]
EXAM RM
[B-442SV]
EXAM RM
[B-442SW]
EXAM RM
[B-442SX]
EXAM RM
[B-442SY]
EXAM RM
[B-442SZ]
EXAM RM
[B-442TA]
EXAM RM
[B-442TB]
EXAM RM
[B-442TC]
EXAM RM
[B-442TD]
EXAM RM
[B-442TE]
EXAM RM
[B-442TF]
EXAM RM
[B-442TG]
EXAM RM
[B-442TH]
EXAM RM
[B-442TJ]
EXAM RM
[B-442TK]
EXAM RM
[B-442TL]
EXAM RM
[B-442TM]
EXAM RM
[B-442TN]
EXAM RM
[B-442TP]
EXAM RM
[B-442TQ]
EXAM RM
[B-442TR]
EXAM RM
[B-442TS]
EXAM RM
[B-442TT]
EXAM RM
[B-442TU]
EXAM RM
[B-442TV]
EXAM RM
[B-442TW]
EXAM RM
[B-442TX]
EXAM RM
[B-442TY]
EXAM RM
[B-442TZ]
EXAM RM
[B-442UA]
EXAM RM
[B-442UB]
EXAM RM
[B-442UC]
EXAM RM
[B-442UD]
EXAM RM
[B-442UE]
EXAM RM
[B-442UF]
EXAM RM
[B-442UG]
EXAM RM
[B-442UH]
EXAM RM
[B-442UJ]
EXAM RM
[B-442UK]
EXAM RM
[B-442UL]
EXAM RM
[B-442UM]
EXAM RM
[B-442UN]
EXAM RM
[B-442UP]
EXAM RM
[B-442UQ]
EXAM RM
[B-442UR]
EXAM RM
[B-442US]
EXAM RM
[B-442UT]
EXAM RM
[B-442UU]
EXAM RM
[B-442UV]
EXAM RM
[B-442UW]
EXAM RM
[B-442UX]
EXAM RM
[B-442UY]
EXAM RM
[B-442UZ]
EXAM RM
[B-442VA]
EXAM RM
[B-442VB]
EXAM RM
[B-442VC]
EXAM RM
[B-442VD]
EXAM RM
[B-442VE]
EXAM RM
[B-442VF]
EXAM RM
[B-442VG]
EXAM RM
[B-442VH]
EXAM RM
[B-442VJ]
EXAM RM
[B-442VK]
EXAM RM
[B-442VL]
EXAM RM
[B-442VM]
EXAM RM
[B-442VN]
EXAM RM
[B-442VP]
EXAM RM
[B-442VQ]
EXAM RM
[B-442VR]
EXAM RM
[B-442VS]
EXAM RM
[B-442VT]
EXAM RM
[B-442VU]
EXAM RM
[B-442VV]
EXAM RM
[B-442VW]
EXAM RM
[B-442VX]
EXAM RM
[B-442VY]
EXAM RM
[B-442VZ]
EXAM RM
[B-442WA]
EXAM RM
[B-442WB]
EXAM RM
[B-442WC]
EXAM RM
[B-442WD]
EXAM RM
[B-442WE]
EXAM RM
[B-442WF]
EXAM RM
[B-442WG]
EXAM RM
[B-442WH]
EXAM RM
[B-442WJ]
EXAM RM
[B-442WK]
EXAM RM
[B-442WL]
EXAM RM
[B-442WM]
EXAM RM
[B-442WN]
EXAM RM
[B-442WP]
EXAM RM
[B-442WQ]
EXAM RM
[B-442WR]
EXAM RM
[B-442WS]
EXAM RM
[B-442WT]
EXAM RM
[B-442WU]
EXAM RM
[B-442WV]
EXAM RM
[B-442WW]
EXAM RM
[B-442WX]
EXAM RM
[B-442WY]
EXAM RM
[B-442WZ]
EXAM RM
[B-442XA]
EXAM RM
[B-442XB]
EXAM RM
[B-442XC]
EXAM RM
[B-442XD]
EXAM RM
[B-442XE]
EXAM RM
[B-442XF]
EXAM RM
[B-442XG]
EXAM RM
[B-442XH]
EXAM RM
[B-442XJ]
EXAM RM
[B-442XK]
EXAM RM
[B-442XL]
EXAM RM
[B-442XM]
EXAM RM
[B-442XN]
EXAM RM
[B-442XP]
EXAM RM
[B-442XQ]
EXAM RM
[B-442XR]
EXAM RM
[B-442XS]
EXAM RM
[B-442XT]
EXAM RM
[B-442XU]
EXAM RM
[B-442XV]
EXAM RM
[B-442XW]
EXAM RM
[B-442XX]
EXAM RM
[B-442XY]
EXAM RM
[B-442XZ]
EXAM RM
[B-442YA]
EXAM RM
[B-442YB]
EXAM RM
[B-442YC]
EXAM RM
[B-442YD]
EXAM RM
[B-442YE]
EXAM RM
[B-442YF]
EXAM RM
[B-442YG]
EXAM RM
[B-442YH]
EXAM RM
[B-442YJ]
EXAM RM
[B-442YK]
EXAM RM
[B-442YL]
EXAM RM
[B-442YM]
EXAM RM
[B-442YN]
EXAM RM
[B-442YP]
EXAM RM
[B-442YQ]
EXAM RM
[B-442YR]
EXAM RM
[B-442YS]
EXAM RM
[B-442YT]
EXAM RM
[B-442YU]
EXAM RM
[B-442YV]
EXAM RM
[B-442YW]
EXAM RM
[B-442YX]
EXAM RM
[B-442YY]
EXAM RM
[B-442YZ]
EXAM RM
[B-442ZA]
EXAM RM
[B-442ZB]
EXAM RM
[B-442ZC]
EXAM RM
[B-442ZD]
EXAM RM
[B-442ZE]
EXAM RM
[B-442ZF]
EXAM RM
[B-442ZG]
EXAM RM
[B-442ZH]
EXAM RM
[B-442ZJ]
EXAM RM
[B-442ZK]
EXAM RM
[B-442ZL]
EXAM RM
[B-442ZM]
EXAM RM
[B-442ZN]
EXAM RM
[B-442ZP]
EXAM RM
[B-442ZQ]
EXAM RM
[B-442ZR]
EXAM RM
[B-442ZS]
EXAM RM
[B-442ZT]
EXAM RM
[B-442ZU]
EXAM RM
[B-442ZV]
EXAM RM
[B-442ZW]
EXAM RM
[B-442ZX]
EXAM RM
[B-442ZY]
EXAM RM
[B-442ZZ]
EXAM RM
[B-442AA]
EXAM RM
[B-442AB]
EXAM RM
[B-442AC]
EXAM RM
[B-442AD]
EXAM RM
[B-442AE]
EXAM RM
[B-442AF]
EXAM RM
[B-442AG]
EXAM RM
[B-442AH]
EXAM RM
[B-442AJ]
EXAM RM
[B-442AK]
EXAM RM
[B-442AL]
EXAM RM
[B-442AM]
EXAM RM
[B-442AN]
EXAM RM
[B-442AP]
EXAM RM
[B-442AQ]
EXAM RM
[B-442AR]
EXAM RM
[B-442AS]
EXAM RM
[B-442AT]
EXAM RM
[B-442AU]
EXAM RM
[B-442AV]
EXAM RM
[B-442AW]
EXAM RM
[B-442AX]
EXAM RM
[B-442AY]
EXAM RM
[B-442AZ]
EXAM RM
[B-442BA]
EXAM RM
[B-442BB]
EXAM RM
[B-442BC]
EXAM RM
[B-442BD]
EXAM RM
[B-442BE]
EXAM RM
[B-442BF]
EXAM RM
[B-442BG]
EXAM RM
[B-442BH]
EXAM RM
[B-442BJ]
EXAM RM
[B-442BK]
EXAM RM
[B-442BL]
EXAM RM
[B-442BM]
EXAM RM
[B-442BN]
EXAM RM
[B-442BP]
EXAM RM
[B-442BQ]
EXAM RM
[B-442BR]
EXAM RM
[B-442BS]
EXAM RM
[B-442BT]
EXAM RM
[B-442BU]
EXAM RM
[B-442BV]
EXAM RM
[B-442BW]
EXAM RM
[B-442BX]
EXAM RM
[B-442BY]
EXAM RM
[B-442BZ]
EXAM RM
[B-442CA]
EXAM RM
[B-442CB]
EXAM RM
[B-442CC]
EXAM RM
[B-442CD]
EXAM RM
[B-442CE]
EXAM RM
[B-442CF]
EXAM RM
[B-442CG]
EXAM RM
[B-442CH]
EXAM RM
[B-442CJ]
EXAM RM
[B-442CK]
EXAM RM
[B-442CL]
EXAM RM
[B-442CM]
EXAM RM
[B-442CN]
EXAM RM
[B-442CP]
EXAM RM
[B-442CQ]
EXAM RM
[B-442CR]
EXAM RM
[B-442CS]
EXAM RM
[B-442CT]
EXAM RM
[B-442CU]
EXAM RM
[B-442CV]
EXAM RM
[B-442CW]
EXAM RM
[B-442CX]
EXAM RM
[B-442CY]
EXAM RM
[B-442CZ]
EXAM RM
[B-442DA]
EXAM RM
[B-442DB]
EXAM RM
[B-442DC]
EXAM RM
[B-442DD]
EXAM RM
[B-442DE]
EXAM RM
[B-442DF]
EXAM RM
[B-442DG]
EXAM RM
[B-442DH]
EXAM RM
[B-442DJ]
EXAM RM
[B-442DK]
EXAM RM
[B-442DL]
EXAM RM
[B-442DM]
EXAM RM
[B-442DN]
EXAM RM
[B-442DP]
EXAM RM
[B-442DQ]
EXAM RM
[B-442DR]
EXAM RM
[B-442DS]
EXAM RM
[B-442DT]
EXAM RM
[B-442DU]
EXAM RM
[B-442DV]
EXAM RM
[B-442DW]
EXAM RM
[B-442DX]
EXAM RM
[B-442DY]
EXAM RM
[B-442DZ]
EXAM RM
[B-442EA]
EXAM RM
[B-442EB]
EXAM RM
[B-442EC]
EXAM RM
[B-442ED]
EXAM RM
[B-442EE]
EXAM RM
[B-442EF]
EXAM RM
[B-442EG]
EXAM RM
[B-442EH]
EXAM RM
[B-442EJ]
EXAM RM
[B-442EK]
EXAM RM
[B-442EL]
EXAM RM
[B-442EM]
EXAM RM
[B-442EN]
EXAM RM
[B-442EP]
EXAM RM
[B-442EQ]
EXAM RM
[B-442ER]
EXAM RM
[B-442ES]
EXAM RM
[B-442ET]
EXAM RM
[B-442EU]
EXAM RM
[B-442EV]
EXAM RM
[B-442EW]
EXAM RM
[B-442EX]
EXAM RM
[B-442EY]
EXAM RM
[B-442EZ]
EXAM RM
[B-442FA]
EXAM RM
[B-442FB]
EXAM RM
[B-442FC]
EXAM RM
[B-442FD]
EXAM RM
[B-442FE]
EXAM RM
[B-442FF]
EXAM RM
[B-442FG]
EXAM RM
[B-442FH]
EXAM RM
[B-442FJ]
EXAM RM
[B-442FK]
EXAM RM
[B-442FL]
EXAM RM
[B-442FM]
EXAM RM
[B-442FN]
EXAM RM
[B-442FP]
EXAM RM
[B-442FQ]
EXAM RM
[B-442FR]
EXAM RM
[B-442FS]
EXAM RM
[B-442FT]
EXAM RM
[B-442FU]
EXAM RM
[B-442FV]
EXAM RM
[B-442FW]
EXAM RM
[B-442FX]
EXAM RM
[B-442FY]
EXAM RM
[B-442FZ]
EXAM RM
[B-442GA]
EXAM RM
[B-442GB]
EXAM RM
[B-442GC]
EXAM RM
[B-442GD]
EXAM RM
[B-442GE]
EXAM RM
[B-442GF]
EXAM RM
[B-442GG]
EXAM RM
[B-442GH]
EXAM RM
[B-442GJ]
EXAM RM
[B-442GK]
EXAM RM
[B-442GL]
EXAM RM
[B-442GM]
EXAM RM
[B-442GN]
EXAM RM
[B-442GP]
EXAM RM
[B-442GQ]
EXAM RM
[B-442GR]
EXAM RM
[B-442GS]
EXAM RM
[B-442GT]
EXAM RM
[B-442GU]
EXAM RM
[B-442GV]
EXAM RM
[B-442GW]
EXAM RM
[B-442GX]
EXAM RM
[B-442GY]
EXAM RM
[B-442GZ]
EXAM RM
[B-442HA]
EXAM RM
[B-442HB]
EXAM RM
[B-442HC]
EXAM RM
[B-442HD]
EXAM RM
[B-442HE]
EXAM RM
[B-442HF]
EXAM RM
[B-442HG]
EXAM RM
[B-442HH]
EXAM RM
[B-442HJ]
EXAM RM
[B-442HK]
EXAM RM
[B-442HL]
EXAM RM
[B-442HM]
EXAM RM
[B-442HN]
EXAM RM
[B-442HP]
EXAM RM
[B-442HQ]
EXAM RM
[B-442HR]
EXAM RM
[B-442HS]
EXAM RM
[B-442HT]
EXAM RM
[B-442HU]
EXAM RM
[B-442HV]
EXAM RM
[B-442HW]
EXAM RM
[B-442HX]
EXAM RM
[B-442HY]
EXAM RM
[B-442HZ]
EXAM RM
[B-442IA]
EXAM RM
[B-442IB]
EXAM RM
[B-442IC]
EXAM RM
[B-442ID]
EXAM RM
[B-442IE]
EXAM RM
[B-442IF]
EXAM RM
[B-442IG]
EXAM RM
[B-442IH]
EXAM RM
[B-442IJ]
EXAM RM
[B-442IK]
EXAM RM
[B-442IL]
EXAM RM
[B-442IM]
EXAM RM
[B-442IN]
EXAM RM
[B-442IP]
EXAM RM
[B-442IQ]
EXAM RM
[B-442IR]
EXAM RM
[B-442IS]
EXAM RM
[B-442IT]
EXAM RM
[B-442IU]
EXAM RM
[B-442IV]
EXAM RM
[B-442IW]
EXAM RM
[B-442IX]
EXAM RM
[B-442IY]
EXAM RM
[B-442IZ]
EXAM RM
[B-442JA]
EXAM RM
[B-442JB]
EXAM RM
[B-442JC]
EXAM RM
[B-442JD]
EXAM RM
[B-442JE]
EXAM RM
[B-442JF]
EXAM RM
[B-442JG]
EXAM RM
[B-442JH]
EXAM RM
[B-442JJ]
EXAM RM
[B-442JK]
EXAM RM
[B-442JL]
EXAM RM
[B-442JM]
EXAM RM
[B-442JN]
EXAM RM
[B-442JP]
EXAM RM
[B-442JQ]
EXAM RM
[B-442JR]
EXAM RM
[B-442JS]
EXAM RM
[B-442JT]
EXAM RM
[B-442JU]
EXAM RM
[B-442JV]
EXAM RM
[B-442JW]
EXAM RM
[B-442JX]
EXAM RM
[B-442JY]
EXAM RM
[B-442JZ]
EXAM RM
[B-442KA]
EXAM RM
[B-442KB]
EXAM RM
[B-442KC]
EXAM RM
[B-442KD]
EXAM RM
[B-442KE]
EXAM RM
[B-442KF]
EXAM RM
[B-442KG]
EXAM RM
[B-442KH]
EXAM RM
[B-442KJ]
EXAM RM
[B-442KK]
EXAM RM
[B-442KL]
EXAM RM
[B-442KM]
EXAM RM
[B-442KN]
EXAM RM
[B-442KP]
EXAM RM
[B-442KQ]
EXAM RM
[B-442KR]
EXAM RM
[B-442KS]
EXAM RM
[B-442KT]
EXAM RM
[B-442KU]
EXAM RM
[B-442KV]
EXAM RM
[B-442KW]
EXAM RM
[B-442KX]
EXAM RM
[B-442KY]
EXAM RM
[B-442KZ]
EXAM RM
[B-442LA]
EXAM RM
[B-442LB]
EXAM RM
[B-442LC]
EXAM RM
[B-442LD]
EXAM RM
[B-442LE]
EXAM RM
[B-442LF]
EXAM RM
[B-442LG]
EXAM RM
[B-442LH]
EXAM RM
[B-442LJ]
EXAM RM
[B-442LK]
EXAM RM
[B-442LL]
EXAM RM
[B-442LM]
EXAM RM
[B-442LN]
EXAM RM
[B-442LP]
EXAM RM
[B-442LQ]
EXAM RM
[B-442LR]
EXAM RM
[B-442LS]
EXAM RM
[B-442LT]
EXAM RM
[B-442LU]
EXAM RM
[B-442LV]
EXAM RM
[B-442LW]
EXAM RM
[B-442LX]
EXAM RM
[B-442LY]
EXAM RM
[B-442LZ]
EXAM RM
[B-442MA]
EXAM RM
[B-442MB]
EXAM RM
[B-442MC]
EXAM RM
[B-442MD]
EXAM RM
[B-442ME]
EXAM RM
[B-442MF]
EXAM RM
[B-442MG]
EXAM RM
[B-442MH]
EXAM RM
[B-442MJ]
EXAM RM
[B-442MK]
EXAM RM
[B-442ML]
EXAM RM
[B-442MM]
EXAM RM
[B-442MN]
EXAM RM
[B-442MP]
EXAM RM
[B-442MQ]
EXAM RM
[B-442MR]
EXAM RM
[B-442MS]
EXAM RM
[B-442MT]
EXAM RM
[B-442MU]
EXAM RM
[B-442MV]
EXAM RM
[B-442MW]
EXAM RM
[B-442MX]
EXAM RM
[B-442MY]
EXAM RM
[B-442MZ]
EXAM RM
[B-442NA]
EXAM RM
[B-442NB]
EXAM RM
[B-442NC]
EXAM RM
[B-442ND]
EXAM RM
[B-442NE]
EXAM RM
[B-442NF]
EXAM RM
[B-442NG]
EXAM RM
[B-442NH]
EXAM RM
[B-442NJ]
EXAM RM
[B-442NK]
EXAM RM
[B-442NL]
EXAM RM
[B-442NM]
EXAM RM
[B-442NN]
EXAM RM
[B-442NP]
EXAM RM
[B-442NQ]
EXAM RM
[B-442NR]
EXAM RM
[B-442NS]
EXAM RM
[B-442NT]
EXAM RM
[B-442NU]
EXAM RM
[B-442NV]
EXAM RM
[B-442NW]
EXAM RM
[B-442NX]
EXAM RM
[B-442NY]
EXAM RM
[B-442NZ]
EXAM RM
[B-442OA]
EXAM RM
[B-442OB]
EXAM RM
[B-442OC]
EXAM RM
[B-442OD]
EXAM RM
[B-442OE]
EXAM RM
[B-442OF]
EXAM RM
[B-442OG]
EXAM RM
[B-442OH]
EXAM RM
[B-442OJ]
EXAM RM
[B-442OK]
EXAM RM
[B-442OL]
EXAM RM
[B-442OM]
EXAM RM
[B-442ON]
EXAM RM
[B-442OP]
EXAM RM
[B-442OQ]
EXAM RM
[B-442OR]
EXAM RM
[B-442OS]
EXAM RM
[B-442OT]
EXAM RM
[B-442OU]
EXAM RM
[B-442OV]
EXAM RM
[B-442OW]
EXAM RM
[B-442OX]
EXAM RM
[B-442OY]
EXAM RM
[B-442OZ]
EXAM RM
[B-442PA]
EXAM RM
[B-442PB]
EXAM RM
[B-442PC]
EXAM RM
[B-442PD]
EXAM RM
[B-442PE]
EXAM RM
[B-442PF]
EXAM RM
[B-442PG]
EXAM RM
[B-442PH]
EXAM RM
[B-442PJ]
EXAM RM
[B-442PK]
EXAM RM
[B-442PL]
EXAM RM
[B-442PM]
EXAM RM
[B-442PN]
EXAM RM
[B-442PP]
EXAM RM
[B-442PQ]
EXAM RM
[B-442PR]
EXAM RM
[B-442PS]
EXAM RM
[B-442PT]
EXAM RM
[B-442PU]
EXAM RM
[B-442PV]
EXAM RM
[B-442PW]
EXAM RM
[B-442PX]
EXAM RM
[B-442PY]
EXAM RM
[B-442PZ]
EXAM RM
[B-442QA]
EXAM RM
[B-442QB]
EXAM RM
[B-442QC]
EXAM RM
[B-442QD]
EXAM RM
[B-442QE]
EXAM RM
[B-442QF]
EXAM RM
[B-442QG]
EXAM RM
[B-442QH]
EXAM RM
[B-442QJ]
EXAM RM
[B-442QK]
EXAM RM
[B-442QL]
EXAM RM
[B-442QM]
EX

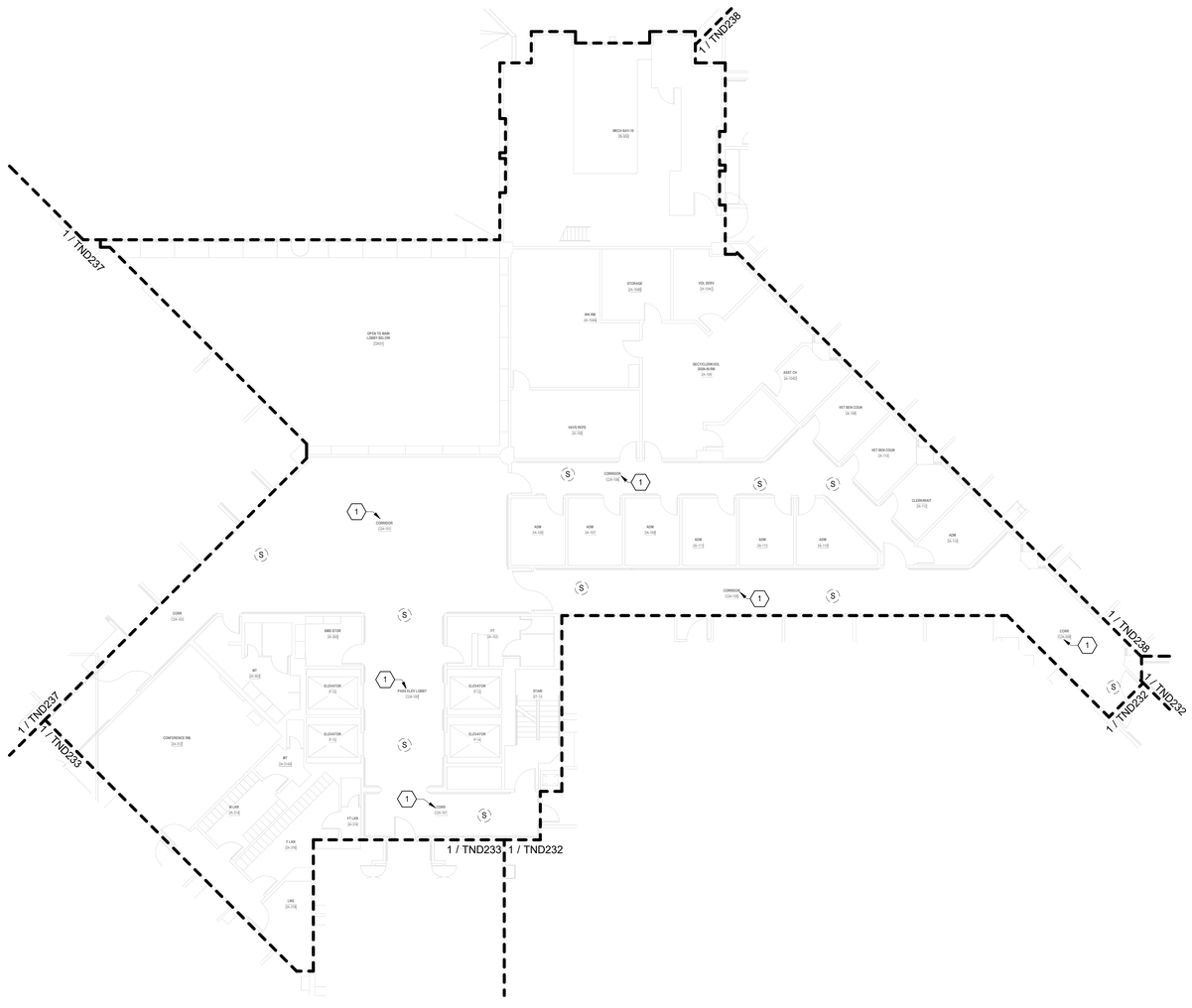
1 / TND238
1 / TND237
1 / TND237
1 / TND233
1 / TND233
1 / TND232
1 / TND238
1 / TND232
1 / TND232
MECH BAY 1B
STORAGE
VOL SERV
MIN RM
OPEN TO MAIN LOBBY BELOW
BIO FLUID/ANIMAL SUBJ ROOM
ASST CH
VAVS REPS
VET BEN COUN
VET BEN COUN
CORRIDOR
CLEANRMAT
ADM
ADM
ADM
ADM
ADM
ADM
ADM
CORRIDOR
CORRIDOR
CORRIDOR

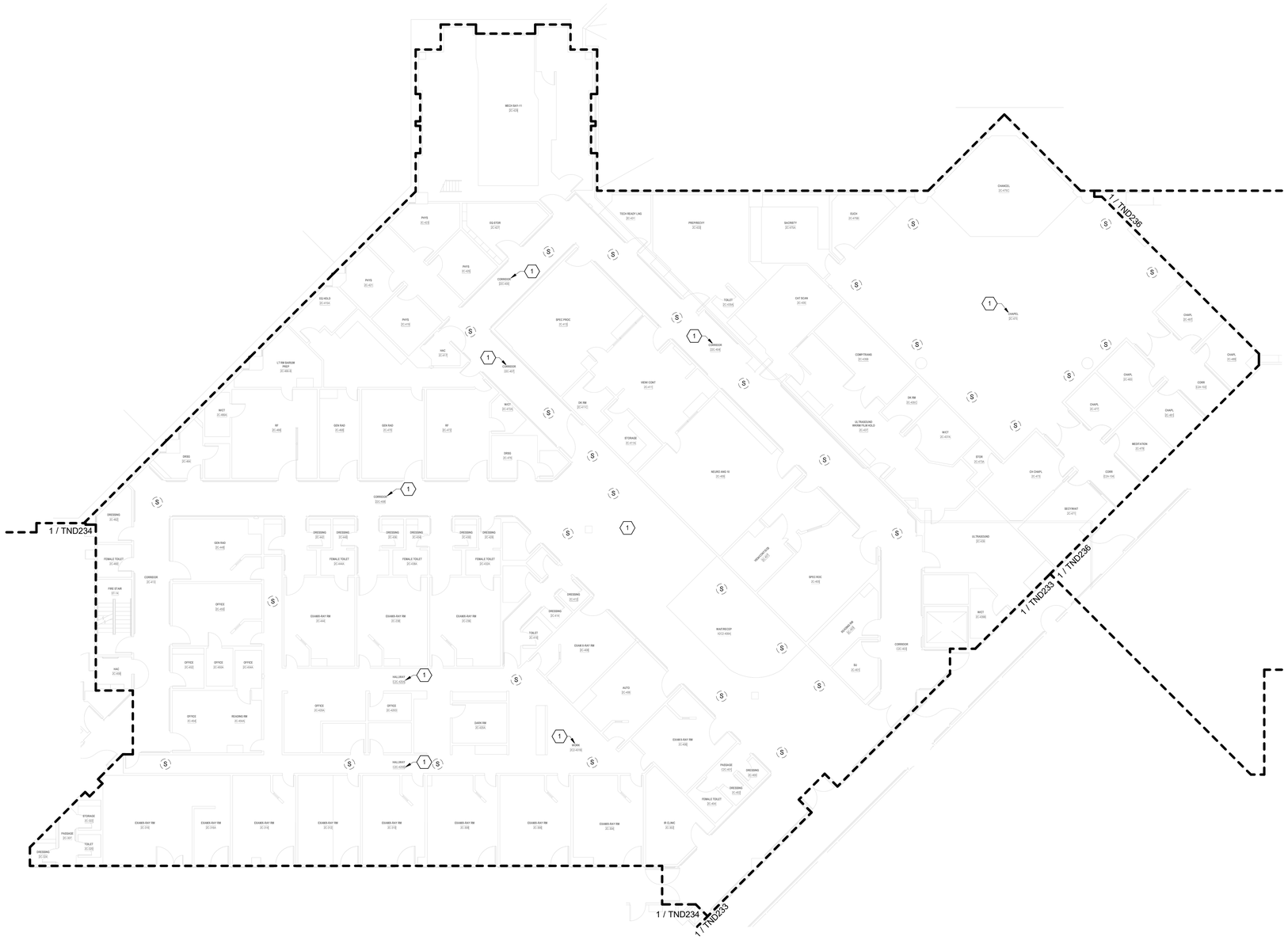

TELECOMMUNICATIONS GENERAL DEMOLIITON NOTES

A. DRAWING IS DIAGRAMMATIC IN NATURE AND IS NOT TO BE CONSTRUED AS ALL INCLUSIVE; FIELD VERIFY EXISTING CONDITIONS AND ADJUST WORK AS REQUIRED TO EXECUTE SPECIFIED WORK.

B. EXISTING CONDITIONS INDICATED ARE BASED ON GENERAL FIELD NOTES AND HISTORICAL DATA AND DOCUMENTATION AND ARE FOR REFERENCE PURPOSES ONLY TO DEFINE SCOPE OF WORK; FIELD VERIFY ALL CONDITIONS.

C. THIS SITE IS AN ACTIVE WORKING ENVIRONMENT; SYSTEMS SHALL NOT BE SHUTDOWN WITHOUT WRITTEN AUTHORIZATION; ALL REQUESTS SHALL BE SUBMITTED IN WRITING A MINIMUM OF TEN (10) WORKING-DAYS PRIOR TO PROPOSED ACTIVITY DATE OR NEED UNLESS DIRECTED OTHERWISE.

D. SEE T-001 TELECOMMUNICATIONS COVER SHEET FOR SYMBOLS DEFINITION:
1. SYMBOLS GRAYED/ HALFTONE: INDICATED FOR REFERENCE AND/OR INDICATING EXISTING UNLESS SPECIFICALLY NOTED OTHERWISE.
2. SYMBOLS DASHED OR SPECIFICALLY KEYED NOTED: INDICATES DEMOLITION WORK.

E. LOCATE EXISTING COMMUNICATIONS CABLE AND PATHWAYS THAT MAY BE AFFECTED BY DEMOLITION AND CONSTRUCTION PRIOR TO DEMOLITION, INCLUDING BUT NOT LIMITED TO SYSTEMS PATHWAYS AND SERVICE ENTRANCES.

F. VERIFY ACTUAL QUANTITIES AND LOCATIONS OF EXISTING EQUIPMENT TO BE DEMOLISHED WITH THE OWNER AND GENERAL CONTRACTOR PRIOR TO COMMENCEMENT OF DEMOLITION WORK.

G. PROVIDE PATCHING, PAINTING OR OTHER WORK NECESSARY TO REPAIR DAMAGE TO WALLS, CEILINGS, OR SIMILAR CAUSED BY THE DEMOLITION OF THE SYSTEM. COORDINATE REPAIR WORK WITH GENERAL CONTRACTOR AND OWNER.

H. PENETRATIONS IN FIRE RATED ASSEMBLIES RESULTING FROM THE REMOVAL OF EQUIPMENT, PATHWAYS, CABLING, OR OTHER EQUIPMENT SHALL BE FIRE STOPPED PER THE LATEST EDITION OF THE UL FIRE RESISTANCE DIRECTORY.

I. REFER TO ARCHITECTURAL PLANS FOR MORE INFORMATION REGARDING THE SCOPE OF DEMOLITION WORK.

J. DEMOLITION WORK INCLUDES REMOVAL OF OVERHEAD PA SYSTEM DEVICES, AND INFRASTRUCTURE INCLUDING EQUIPMENT MOUNTING, BACKBOXES, CABLING, PATHWAYS, HANGARS, AND OTHER SUPPORTS.

K. THE OWNER CLAIMS FIRST RIGHT OF REFUSAL FOR EXISTING EQUIPMENT. COORDINATE SALVAGE REQUIREMENTS WITH THE OWNER PRIOR TO DEMOLITION. IDENTIFY, TAG, AND CAREFULLY DECOMMISSION EQUIPMENT TO BE SALVAGED FOR THE OWNER. EQUIPMENT NOT WANTED BY THE OWNER SHALL BE REMOVED FROM THE SITE AT THE CONTRACTOR'S EXPENSE.

L. PROVIDE BLANK COVER PLATES MATCHING THE SURROUNDING SURFACES ON ALL BACKBOXES TO REMAIN IN PLACE.

M. A COMPLETELY NEW SYSTEM SHALL BE PROVIDED THROUGH THE VAMC CAMPUS. SEE SHEETS TN101 THROUGH TN420 FOR THE NEW SYSTEM DESIGN.

TELECOMMUNICATIONS KEYNOTES

#	
1	EXISTING SPEAKER(S) INDICATED IN THIS AREA SHALL BE REPLACED WITH NEW IP-BASED PAGING SYSTEM. EXISTING SPEAKER TO REMAIN FUNCTIONAL UNTIL NEW IP-BASED SPEAKER SYSTEM HAS BEEN INSTALLED, TESTED, AND APPROVED. WHERE NEW SPEAKERS WILL BE INSTALLED IN SAME PLACE AS EXISTING, TEMPORARILY MOUNT EXISTING SPEAKER WHEN NEW SPEAKER IS INSTALLED. AFTER ACCEPTANCE OF NEW SPEAKER SYSTEM EXISTING SPEAKER, MOUNTING HARDWARE, CABLING, AND UNUSED RACEWAY SHALL BE DEMOLISHED BACK TO SOURCE.

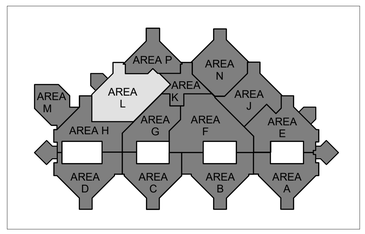

N

1 BLDG 100 - TELECOMMUNICATIONS DEMOLITION PLAN - LEVEL 2 - AREA L
3/32" = 1'-0"

FULLY SPRINKLERED

100% BID DOCUMENTS

No.	REVISION DESCRIPTION	DATE

CONSULTANTS:

ARCHITECT
SPUR DESIGN
312 SW 25TH STREET
OKLAHOMA CITY, OK 73109
(405) 842-6100

MECH / ELEC / PLUMB / TELECOM
SPUR DESIGN
2519 MADISON AVE., STE 100
KANSAS CITY, MO 64108
(913) 369-7200

FIRE PROTECTION ENGINEER
RATED ENGINEERING
609 S. KELLY AVENUE, STE H2
EDMOND, OK 73003
(405) 210-5814

INDUSTRIAL HYGENIST
RIVERFRONT SAFETY & HEALTH
11140 S TOWNE SQUARE, STE 100
ST. LOUIS, MO 63123
(314) 917-0148

PHYSICAL SECURITY
FORCE PROTECT
10901 FRONT BEACH RD, UNIT 1415
PANAMA CITY BEACH, FL 32407
(502) 836-4232

ENGINEER: H2B #: 23-133

H2B

H2B, INC.
1225 NORTH LOOP WEST, # 800
HOUSTON, TEXAS 77008
(713) 864-2900

TEXAS FIRM REGISTRATION #: 8856

STAMP:
REGISTERED COMMUNICATIONS DISTRIBUTION DESIGNER
Bicsi
KRISTOPHER G HETLAGE
BICSI ID # 329601
EXPIRES 12-31-27
RCDD
7/16/25

Drawing Title
TELECOMMUNICATIONS DEMOLITION PLANS - BUILDING 100 - LEVEL 2 - AREA L

VA Health Care System Approval:

Project Title
REPLACE/UPGRADE CAMPUS OVERHEAD PAGING SYSTEM

Location: MICHAEL E. DEBAKEY VAMC, 2002 HOLCOMBE BLVD, HOUSTON, TX 77030

Date	Checked	Drawn
07/21/2025	KGH	MDT

Project Number: **580-25-101**

Building Number:

Drawing Number: **TND237**

Drawing # 81 OF 231

Veterans Health Administration

VA U.S. Department of Veterans Affairs

7/18/2025 17:12:24

VA FORM 08-6231

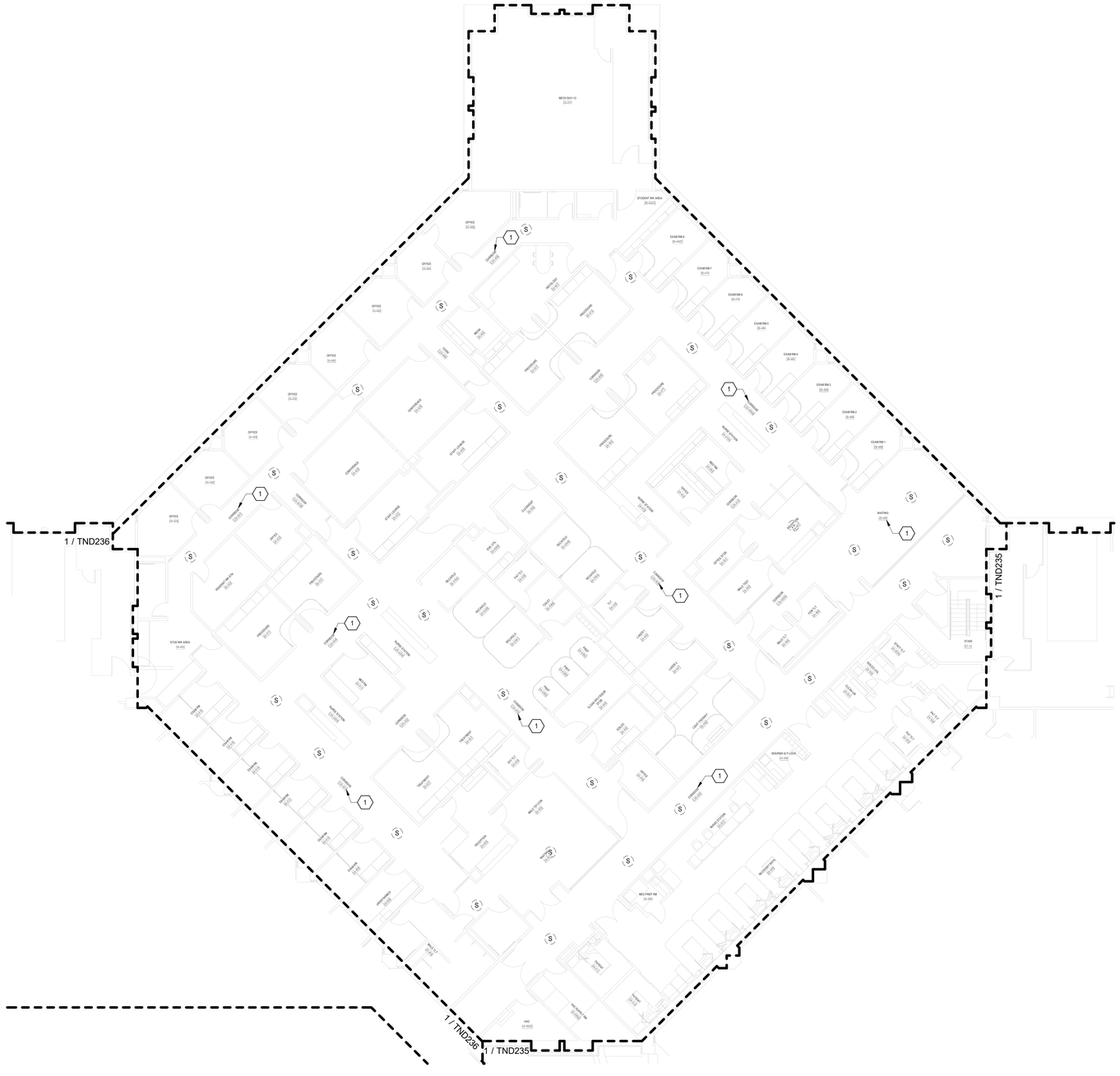

TELECOMMUNICATIONS GENERAL DEMOLIITON NOTES

A. DRAWING IS DIAGRAMMATIC IN NATURE AND IS NOT TO BE CONSTRUED AS ALL INCLUSIVE; FIELD VERIFY EXISTING CONDITIONS AND ADJUST WORK AS REQUIRED TO EXECUTE SPECIFIED WORK.

B. EXISTING CONDITIONS INDICATED ARE BASED ON GENERAL FIELD NOTES AND HISTORICAL DATA AND DOCUMENTATION AND ARE FOR REFERENCE PURPOSES ONLY TO DEFINE SCOPE OF WORK; FIELD VERIFY ALL CONDITIONS.

C. THIS SITE IS AN ACTIVE WORKING ENVIRONMENT; SYSTEMS SHALL NOT BE SHUTDOWN WITHOUT WRITTEN AUTHORIZATION; ALL REQUESTS SHALL BE SUBMITTED IN WRITING A MINIMUM OF TEN (10) WORKING-DAYS PRIOR TO PROPOSED ACTIVITY DATE OR NEED UNLESS DIRECTED OTHERWISE.

D. SEE T-001 TELECOMMUNICATIONS COVER SHEET FOR SYMBOLS DEFINITION:
1. SYMBOLS GRAYED/ HALFTONE: INDICATED FOR REFERENCE AND/OR INDICATING EXISTING UNLESS SPECIFICALLY NOTED OTHERWISE.
2. SYMBOLS DASHED OR SPECIFICALLY KEYED NOTED. INDICATES DEMOLITION WORK.

E. LOCATE EXISTING COMMUNICATIONS CABLE AND PATHWAYS THAT MAY BE AFFECTED BY DEMOLITION AND CONSTRUCTION PRIOR TO DEMOLITION, INCLUDING BUT NOT LIMITED TO SYSTEMS PATHWAYS AND SERVICE ENTRANCES.

F. VERIFY ACTUAL QUANTITIES AND LOCATIONS OF EXISTING EQUIPMENT TO BE DEMOLISHED WITH THE OWNER AND GENERAL CONTRACTOR PRIOR TO COMMENCEMENT OF DEMOLITION WORK.

G. PROVIDE PATCHING, PAINTING OR OTHER WORK.NECESSARY TO REPAIR DAMAGE TO WALLS, CEILINGS, OR SIMILAR CAUSED BY THE DEMOLITION OF THE SYSTEM. COORDINATE REPAIR WORK WITH GENERAL CONTRACTOR AND OWNER.

H. PENETRATIONS IN FIRE RATED ASSEMBLIES RESULTING FROM THE REMOVAL OF EQUIPMENT, PATHWAYS, CABLING, OR OTHER EQUIPMENT SHALL BE FIRE STOPPED PER THE LATEST EDITION OF THE UL FIRE RESISTANCE DIRECTORY.

I. REFER TO ARCHITECTURAL PLANS FOR MORE INFORMATION REGARDING THE SCOPE OF DEMOLITION WORK.

J. DEMOLITION WORK INCLUDES REMOVAL OF OVERHEAD PA SYSTEM DEVICES, AND INFRASTRUCTURE INCLUDING EQUIPMENT MOUNTING, BACKBOXES, CABLING, PATHWAYS, HANGARS, AND OTHER SUPPORTS.

K. THE OWNER CLAIMS FIRST RIGHT OF REFUSAL FOR EXISTING EQUIPMENT. COORDINATE SALVAGE REQUIREMENTS WITH THE OWNER PRIOR TO DEMOLITION. IDENTIFY, TAG, AND CAREFULLY DECOMMISSION EQUIPMENT TO BE SALVAGED FOR THE OWNER. EQUIPMENT NOT WANTED BY THE OWNER SHALL BE REMOVED FROM THE SITE AT THE CONTRACTOR'S EXPENSE.

L. PROVIDE BLANK COVER PLATES MATCHING THE SURROUNDING SURFACES ON ALL BACKBOXES TO REMAIN IN PLACE.

M. A COMPLETELY NEW SYSTEM SHALL BE PROVIDED THROUGH THE VAMC CAMPUS. SEE SHEETS TN101 THROUGH TN420 FOR THE NEW SYSTEM DESIGN.

TELECOMMUNICATIONS KEYNOTES

#	
1	EXISTING SPEAKER(S) INDICATED IN THIS AREA SHALL BE REPLACED WITH NEW IP-BASED PAGING SYSTEM. EXISTING SPEAKER TO REMAIN FUNCTIONAL UNTIL NEW IP-BASED SPEAKER SYSTEM HAS BEEN INSTALLED, TESTED, AND APPROVED. WHERE NEW SPEAKERS WILL BE INSTALLED IN SAME PLACE AS EXISTING, TEMPORARILY MOUNT EXISTING SPEAKER WHEN NEW SPEAKER IS INSTALLED. AFTER ACCEPTANCE OF NEW SPEAKER SYSTEM EXISTING SPEAKER, MOUNTING HARDWARE, CABLING, AND UNUSED RACEWAY SHALL BE DEMOLISHED BACK TO SOURCE.

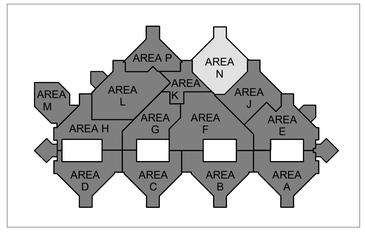

N

1 BLDG 100 - TELECOMMUNICATIONS DEMOLITION PLAN - LEVEL 2 - AREA N
3/32" = 1'-0"

FULLY SPRINKLERED

100% BID DOCUMENTS

No.	REVISION DESCRIPTION	DATE

CONSULTANTS:

ARCHITECT
SPUR DESIGN
312 SW 25TH STREET
OKLAHOMA CITY, OK 73109
(405) 842-6100

MECH / ELEC / PLUMB / TELECOM
SPUR DESIGN
2519 MADISON AVE., STE 100
KANSAS CITY, MO 64108
(913) 369-7200

FIRE PROTECTION ENGINEER
RATED ENGINEERING
609 S. KELLY AVENUE, STE H2
EDMOND, OK 73003
(405) 210-5814

INDUSTRIAL HYGENIST
RIVERFRONT SAFETY & HEALTH
11140 S TOWNE SQUARE, STE 100
ST. LOUIS, MO 63123
(314) 917-0148

PHYSICAL SECURITY
FORCE PROTECT
10901 FRONT BEACH RD, UNIT 1415
PANAMA CITY BEACH, FL 32407
(502) 836-4232

ENGINEER: H2B #: 23-133

H2B

H2B, INC.
1225 NORTH LOOP WEST, # 800
HOUSTON, TEXAS 77008
(713) 864-2900

TEXAS FIRM REGISTRATION #: 8856

STAMP:
REGISTERED COMMUNICATIONS DISTRIBUTION DESIGNER
Bicsi
KRISTOPHER G HETLAGE
BICSI ID # 328601
EXPIRES 12-31-27
RCDD
8/6/25

Drawing Title
TELECOMMUNICATIONS DEMOLITION PLANS - BUILDING 100 - LEVEL 2 - AREA N

VA Health Care System Approval:

Project Title
REPLACE/UPGRADE CAMPUS OVERHEAD PAGING SYSTEM

Location MICHAEL E. DEBAKEY VAMC
2002 HOLCOMBE BLVD
HOUSTON, TX 77030

Date	Checked	Drawn
07/21/2025	KGH	MDT

Project Number **580-25-101**

Building Number 100

Drawing Number
TND238
Drawing # 82 OF 231

Veterans Health Administration

VA U.S. Department of Veterans Affairs

7/18/2025 17:12:29

VA FORM 08-6231

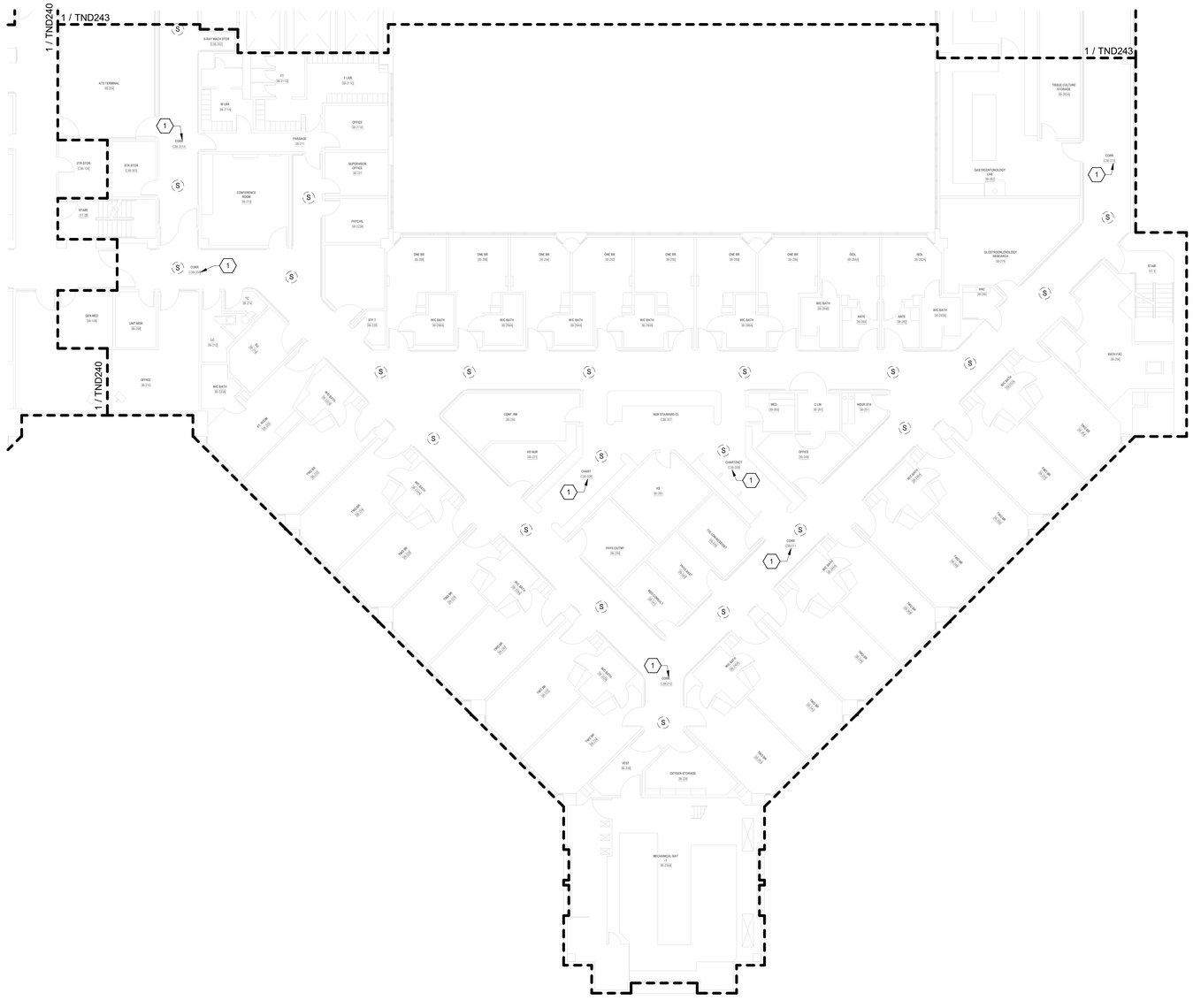

TELECOMMUNICATIONS GENERAL DEMOLIITON NOTES

A. DRAWING IS DIAGRAMMATIC IN NATURE AND IS NOT TO BE CONSTRUED AS ALL INCLUSIVE; FIELD VERIFY EXISTING CONDITIONS AND ADJUST WORK AS REQUIRED TO EXECUTE SPECIFIED WORK.

B. EXISTING CONDITIONS INDICATED ARE BASED ON GENERAL FIELD NOTES AND HISTORICAL DATA AND DOCUMENTATION AND ARE FOR REFERENCE PURPOSES ONLY TO DEFINE SCOPE OF WORK; FIELD VERIFY ALL CONDITIONS.

C. THIS SITE IS AN ACTIVE WORKING ENVIRONMENT; SYSTEMS SHALL NOT BE SHUTDOWN WITHOUT WRITTEN AUTHORIZATION; ALL REQUESTS SHALL BE SUBMITTED IN WRITING A MINIMUM OF TEN (10) WORKING-DAYS PRIOR TO PROPOSED ACTIVITY DATE OR NEED UNLESS DIRECTED OTHERWISE.

D. SEE T-001 TELECOMMUNICATIONS COVER SHEET FOR SYMBOLS DEFINITION:
1. SYMBOLS GRAYED/ HALFTONE: INDICATED FOR REFERENCE AND/OR INDICATING EXISTING UNLESS SPECIFICALLY NOTED OTHERWISE.
2. SYMBOLS DASHED OR SPECIFICALLY KEYED NOTED: INDICATES DEMOLITION WORK.

E. LOCATE EXISTING COMMUNICATIONS CABLE AND PATHWAYS THAT MAY BE AFFECTED BY DEMOLITION AND CONSTRUCTION PRIOR TO DEMOLITION, INCLUDING BUT NOT LIMITED TO SYSTEMS PATHWAYS AND SERVICE ENTRANCES.

F. VERIFY ACTUAL QUANTITIES AND LOCATIONS OF EXISTING EQUIPMENT TO BE DEMOLISHED WITH THE OWNER AND GENERAL CONTRACTOR PRIOR TO COMMENCEMENT OF DEMOLITION WORK.

G. PROVIDE PATCHING, PAINTING OR OTHER WORK NECESSARY TO REPAIR DAMAGE TO WALLS, CEILINGS, OR SIMILAR CAUSED BY THE DEMOLITION OF THE SYSTEM. COORDINATE REPAIR WORK WITH GENERAL CONTRACTOR AND OWNER.

H. PENETRATIONS IN FIRE RATED ASSEMBLIES RESULTING FROM THE REMOVAL OF EQUIPMENT, PATHWAYS, CABLING, OR OTHER EQUIPMENT SHALL BE FIRE STOPPED PER THE LATEST EDITION OF THE UL FIRE RESISTANCE DIRECTORY.

I. REFER TO ARCHITECTURAL PLANS FOR MORE INFORMATION REGARDING THE SCOPE OF DEMOLITION WORK.

J. DEMOLITION WORK INCLUDES REMOVAL OF OVERHEAD PA SYSTEM DEVICES, AND INFRASTRUCTURE INCLUDING EQUIPMENT MOUNTING, BACKBOXES, CABLING, PATHWAYS, HANGARS, AND OTHER SUPPORTS.

K. THE OWNER CLAIMS FIRST RIGHT OF REFUSAL FOR EXISTING EQUIPMENT. COORDINATE SALVAGE REQUIREMENTS WITH THE OWNER PRIOR TO DEMOLITION. IDENTIFY, TAG, AND CAREFULLY DECOMMISSION EQUIPMENT TO BE SALVAGED FOR THE OWNER. EQUIPMENT NOT WANTED BY THE OWNER SHALL BE REMOVED FROM THE SITE AT THE CONTRACTOR'S EXPENSE.

L. PROVIDE BLANK COVER PLATES MATCHING THE SURROUNDING SURFACES ON ALL BACKBOXES TO REMAIN IN PLACE.

M. A COMPLETELY NEW SYSTEM SHALL BE PROVIDED THROUGH THE VAMC CAMPUS. SEE SHEETS TN101 THROUGH TN420 FOR THE NEW SYSTEM DESIGN.

TELECOMMUNICATIONS KEYNOTES

#	
1	EXISTING SPEAKER(S) INDICATED IN THIS AREA SHALL BE REPLACED WITH NEW IP-BASED PAGING SYSTEM. EXISTING SPEAKER TO REMAIN FUNCTIONAL UNTIL NEW IP-BASED SPEAKER SYSTEM HAS BEEN INSTALLED, TESTED, AND APPROVED. WHERE NEW SPEAKERS WILL BE INSTALLED IN SAME PLACE AS EXISTING, TEMPORARILY MOUNT EXISTING SPEAKER WHEN NEW SPEAKER IS INSTALLED. AFTER ACCEPTANCE OF NEW SPEAKER SYSTEM EXISTING SPEAKER, MOUNTING HARDWARE, CABLING, AND UNUSED RACEWAY SHALL BE DEMOLISHED BACK TO SOURCE.

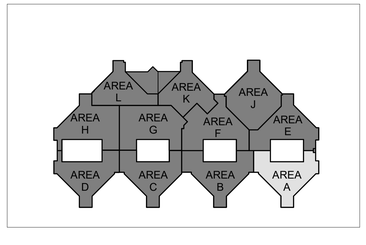

N

1 BLDG 100 - TELECOMMUNICATIONS DEMOLITION PLAN - LEVEL 3 - AREA A
3/32" = 1'-0"

FULLY SPRINKLERED

100% BID DOCUMENTS

No.	REVISION DESCRIPTION	DATE

7/18/2025 17:12:35

CONSULTANTS:

ARCHITECT
SPUR DESIGN
312 SW 25TH STREET
OKLAHOMA CITY, OK 73109
(405) 842-6100

MECH / ELEC / PLUMB / TELECOM
SPUR DESIGN
2519 MADISON AVE., STE 100
KANSAS CITY, MO 64108
(913) 369-7200

FIRE PROTECTION ENGINEER
RATED ENGINEERING
609 S. KELLY AVENUE, STE H2
EDMOND, OK 73003
(405) 210-5814

INDUSTRIAL HYGENIST
RIVERFRONT SAFETY & HEALTH
11140 S TOWNE SQUARE, STE 100
ST. LOUIS, MO 63123
(314) 917-0148

PHYSICAL SECURITY
FORCE PROTECT
10901 FRONT BEACH RD, UNIT 1415
PANAMA CITY BEACH, FL 32407
(502) 836-4232

ENGINEER: H2B #: 23-133

H2B

H2B, INC.
1225 NORTH LOOP WEST, # 800
HOUSTON, TEXAS 77008
(713) 864-2900

TEXAS FIRM REGISTRATION #: 8856

STAMP:
REGISTERED COMMUNICATIONS DISTRIBUTION DESIGNER
Bicsi
KRISTOPHER G HETLAGE
BICSI ID # 328600
EXPIRES 12-31-27
RCDD
7/21/25

Drawing Title
TELECOMMUNICATIONS DEMOLITION PLANS - BUILDING 100 - LEVEL 3 - AREA A

VA Health Care System Approval:

Project Title
REPLACE/UPGRADE CAMPUS OVERHEAD PAGING SYSTEM

Location MICHAEL E. DEBAKEY VAMC
2002 HOLCOMBE BLVD
HOUSTON, TX 77030

Date	Checked	Drawn
07/21/2025	KGH	MDT

Project Number
580-25-101

Building Number
100

Drawing Number
TND239
Drawing # 83 OF 231

Veterans Health Administration

VA | U.S. Department of Veterans Affairs

VA FORM 08-6231

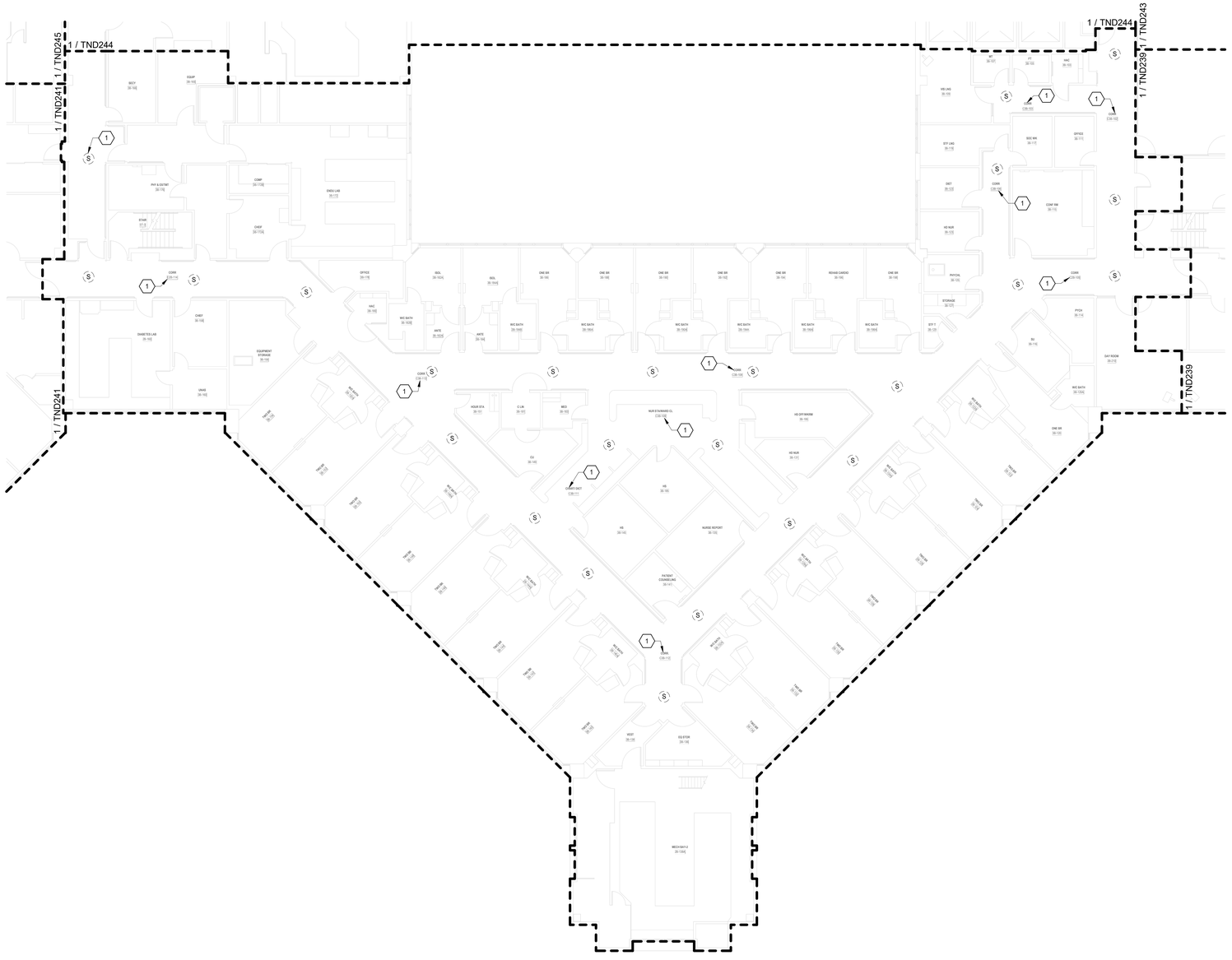

TELECOMMUNICATIONS GENERAL DEMOLIITON NOTES

A. DRAWING IS DIAGRAMMATIC IN NATURE AND IS NOT TO BE CONSTRUED AS ALL INCLUSIVE; FIELD VERIFY EXISTING CONDITIONS AND ADJUST WORK AS REQUIRED TO EXECUTE SPECIFIED WORK.

B. EXISTING CONDITIONS INDICATED ARE BASED ON GENERAL FIELD NOTES AND HISTORICAL DATA AND DOCUMENTATION AND ARE FOR REFERENCE PURPOSES ONLY TO DEFINE SCOPE OF WORK; FIELD VERIFY ALL CONDITIONS.

C. THIS SITE IS AN ACTIVE WORKING ENVIRONMENT; SYSTEMS SHALL NOT BE SHUTDOWN WITHOUT WRITTEN AUTHORIZATION; ALL REQUESTS SHALL BE SUBMITTED IN WRITING A MINIMUM OF TEN (10) WORKING-DAYS PRIOR TO PROPOSED ACTIVITY DATE OR NEED UNLESS DIRECTED OTHERWISE.

D. SEE T-001 TELECOMMUNICATIONS COVER SHEET FOR SYMBOLS DEFINITION:
1. SYMBOLS GRAYED/ HALFTONE: INDICATED FOR REFERENCE AND/OR INDICATING EXISTING UNLESS SPECIFICALLY NOTED OTHERWISE.
2. SYMBOLS DASHED OR SPECIFICALLY KEYED NOTED. INDICATES DEMOLITION WORK.

E. LOCATE EXISTING COMMUNICATIONS CABLE AND PATHWAYS THAT MAY BE AFFECTED BY DEMOLITION AND CONSTRUCTION PRIOR TO DEMOLITION, INCLUDING BUT NOT LIMITED TO SYSTEMS PATHWAYS AND SERVICE ENTRANCES.

F. VERIFY ACTUAL QUANTITIES AND LOCATIONS OF EXISTING EQUIPMENT TO BE DEMOLISHED WITH THE OWNER AND GENERAL CONTRACTOR PRIOR TO COMMENCEMENT OF DEMOLITION WORK.

G. PROVIDE PATCHING, PAINTING OR OTHER WORK.NECESSARY TO REPAIR DAMAGE TO WALLS, CEILINGS, OR SIMILAR CAUSED BY THE DEMOLITION OF THE SYSTEM. COORDINATE REPAIR WORK WITH GENERAL CONTRACTOR AND OWNER.

H. PENETRATIONS IN FIRE RATED ASSEMBLIES RESULTING FROM THE REMOVAL OF EQUIPMENT, PATHWAYS, CABLING, OR OTHER EQUIPMENT SHALL BE FIRE STOPPED PER THE LATEST EDITION OF THE UL FIRE RESISTANCE DIRECTORY.

I. REFER TO ARCHITECTURAL PLANS FOR MORE INFORMATION REGARDING THE SCOPE OF DEMOLITION WORK.

J. DEMOLITION WORK INCLUDES REMOVAL OF OVERHEAD PA SYSTEM DEVICES, AND INFRASTRUCTURE INCLUDING EQUIPMENT MOUNTING, BACKBOXES, CABLING, PATHWAYS, HANGARS, AND OTHER SUPPORTS.

K. THE OWNER CLAIMS FIRST RIGHT OF REFUSAL FOR EXISTING EQUIPMENT. COORDINATE SALVAGE REQUIREMENTS WITH THE OWNER PRIOR TO DEMOLITION. IDENTIFY, TAG, AND CAREFULLY DECOMMISSION EQUIPMENT TO BE SALVAGED FOR THE OWNER. EQUIPMENT NOT WANTED BY THE OWNER SHALL BE REMOVED FROM THE SITE AT THE CONTRACTOR'S EXPENSE.

L. PROVIDE BLANK COVER PLATES MATCHING THE SURROUNDING SURFACES ON ALL BACKBOXES TO REMAIN IN PLACE.

M. A COMPLETELY NEW SYSTEM SHALL BE PROVIDED THROUGH THE VAMC CAMPUS. SEE SHEETS TN101 THROUGH TN420 FOR THE NEW SYSTEM DESIGN.

TELECOMMUNICATIONS KEYNOTES

#	
1	EXISTING SPEAKER(S) INDICATED IN THIS AREA SHALL BE REPLACED WITH NEW IP-BASED PAGING SYSTEM. EXISTING SPEAKER TO REMAIN FUNCTIONAL UNTIL NEW IP-BASED SPEAKER SYSTEM HAS BEEN INSTALLED, TESTED, AND APPROVED. WHERE NEW SPEAKERS WILL BE INSTALLED IN SAME PLACE AS EXISTING, TEMPORARILY MOUNT EXISTING SPEAKER WHEN NEW SPEAKER IS INSTALLED. AFTER ACCEPTANCE OF NEW SPEAKER SYSTEM EXISTING SPEAKER, MOUNTING HARDWARE, CABLING, AND UNUSED RACEWAY SHALL BE DEMOLISHED BACK TO SOURCE.

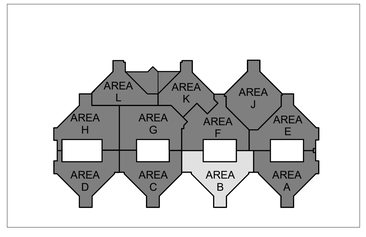

N

1 BLDG 100 - TELECOMMUNICATIONS DEMOLITION PLAN - LEVEL 3 - AREA B
3/32" = 1'-0"

FULLY SPRINKLERED

100% BID DOCUMENTS

No.	REVISION DESCRIPTION	DATE

CONSULTANTS:

ARCHITECT
SPUR DESIGN
312 SW 25TH STREET
OKLAHOMA CITY, OK 73109
(405) 842-6100

MECH / ELEC / PLUMB / TELECOM
SPUR DESIGN
2519 MADISON AVE., STE 100
KANSAS CITY, MO 64108
(913) 369-7200

FIRE PROTECTION ENGINEER
RATED ENGINEERING
609 S. KELLY AVENUE, STE H2
EDMOND, OK 73003
(405) 210-5814

INDUSTRIAL HYGENIST
RIVERFRONT SAFETY & HEALTH
11140 S TOWNE SQUARE, STE 100
ST. LOUIS, MO 63123
(314) 917-0148

PHYSICAL SECURITY
FORCE PROTECT
10901 FRONT BEACH RD, UNIT 1415
PANAMA CITY BEACH, FL 32407
(502) 836-4232

ENGINEER: H2B #: 23-133

H2B, INC.
1225 NORTH LOOP WEST, # 800
HOUSTON, TEXAS 77008
(713) 864-2900

TEXAS FIRM REGISTRATION #: 8856

STAMP:
REGISTERED COMMUNICATIONS DISTRIBUTION DESIGNER
BICSI
KRISTOPHER Q. HETLAGE
BICSI ID # 328601
EXPIRES 12-31-27
RCDD
7/14/25

Drawing Title
TELECOMMUNICATIONS DEMOLITION PLANS - BUILDING 100 - LEVEL 3 - AREA B

VA Health Care System Approval:

Project Title
REPLACE/UPGRADE CAMPUS OVERHEAD PAGING SYSTEM

Location MICHAEL E. DEBAKEY VAMC
2002 HOLCOMBE BLVD
HOUSTON, TX 77030

Date	Checked	Drawn
07/21/2025	KGH	MDT

Project Number **580-25-101**

Building Number 100

Drawing Number **TND240**

Drawing # 84 OF 231

Veterans Health Administration

VA U.S. Department of Veterans Affairs

7/18/2025 17:12:40

VA FORM 08-6231

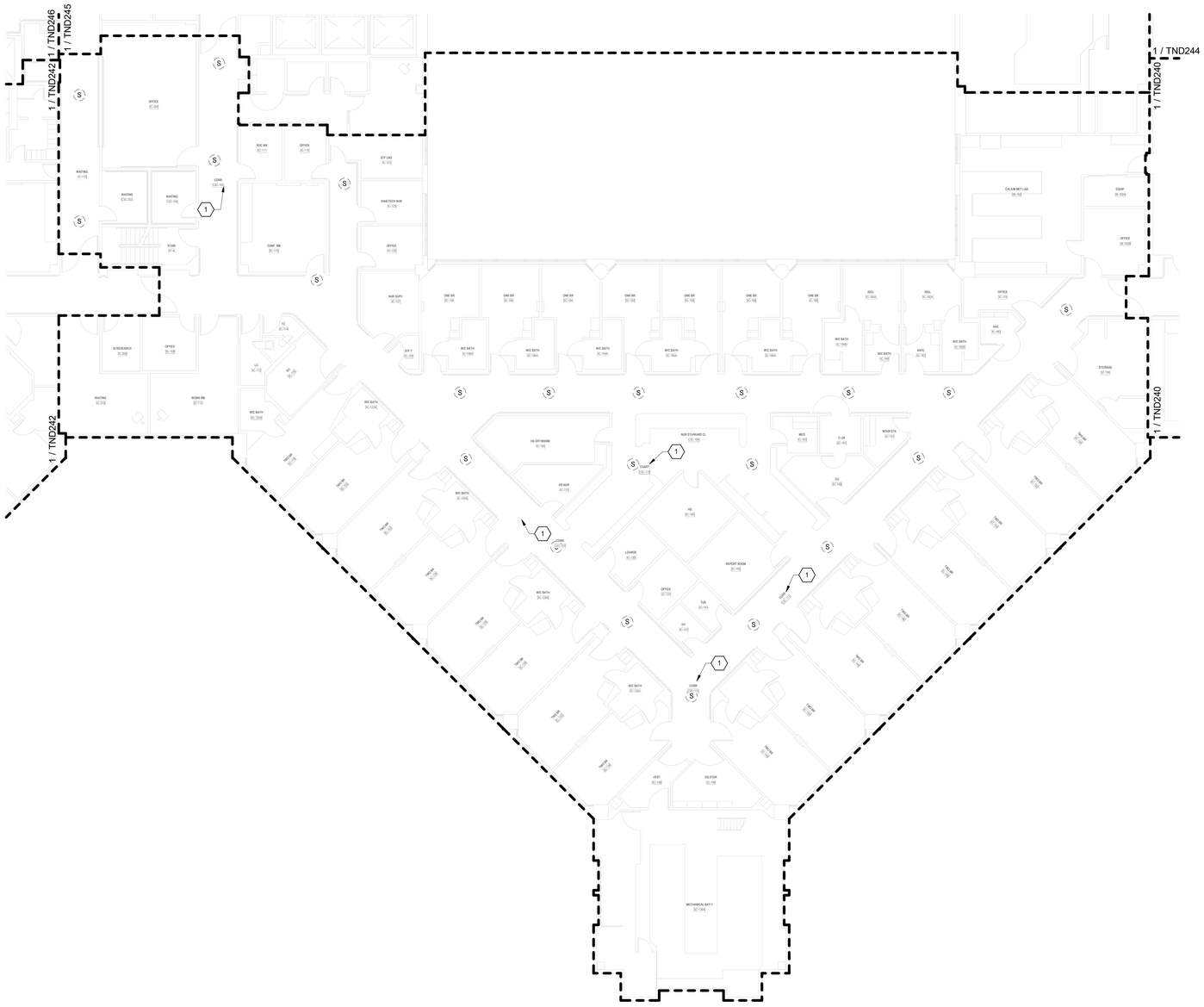

TELECOMMUNICATIONS GENERAL DEMOLIITON NOTES

A. DRAWING IS DIAGRAMMATIC IN NATURE AND IS NOT TO BE CONSTRUED AS ALL INCLUSIVE; FIELD VERIFY EXISTING CONDITIONS AND ADJUST WORK AS REQUIRED TO EXECUTE SPECIFIED WORK.

B. EXISTING CONDITIONS INDICATED ARE BASED ON GENERAL FIELD NOTES AND HISTORICAL DATA AND DOCUMENTATION AND ARE FOR REFERENCE PURPOSES ONLY TO DEFINE SCOPE OF WORK; FIELD VERIFY ALL CONDITIONS.

C. THIS SITE IS AN ACTIVE WORKING ENVIRONMENT; SYSTEMS SHALL NOT BE SHUTDOWN WITHOUT WRITTEN AUTHORIZATION; ALL REQUESTS SHALL BE SUBMITTED IN WRITING A MINIMUM OF TEN (10) WORKING-DAYS PRIOR TO PROPOSED ACTIVITY DATE OR NEED UNLESS DIRECTED OTHERWISE.

D. SEE T-001 TELECOMMUNICATIONS COVER SHEET FOR SYMBOLS DEFINITION:
1. SYMBOLS GRAYED/ HALFTONE: INDICATED FOR REFERENCE AND/OR INDICATING EXISTING UNLESS SPECIFICALLY NOTED OTHERWISE.
2. SYMBOLS DASHED OR SPECIFICALLY KEYED NOTED: INDICATES DEMOLITION WORK.

E. LOCATE EXISTING COMMUNICATIONS CABLE AND PATHWAYS THAT MAY BE AFFECTED BY DEMOLITION AND CONSTRUCTION PRIOR TO DEMOLITION, INCLUDING BUT NOT LIMITED TO SYSTEMS PATHWAYS AND SERVICE ENTRANCES.

F. VERIFY ACTUAL QUANTITIES AND LOCATIONS OF EXISTING EQUIPMENT TO BE DEMOLISHED WITH THE OWNER AND GENERAL CONTRACTOR PRIOR TO COMMENCEMENT OF DEMOLITION WORK.

G. PROVIDE PATCHING, PAINTING OR OTHER WORK NECESSARY TO REPAIR DAMAGE TO WALLS, CEILINGS, OR SIMILAR CAUSED BY THE DEMOLITION OF THE SYSTEM. COORDINATE REPAIR WORK WITH GENERAL CONTRACTOR AND OWNER.

H. PENETRATIONS IN FIRE RATED ASSEMBLIES RESULTING FROM THE REMOVAL OF EQUIPMENT, PATHWAYS, CABLING, OR OTHER EQUIPMENT SHALL BE FIRE STOPPED PER THE LATEST EDITION OF THE UL FIRE RESISTANCE DIRECTORY.

I. REFER TO ARCHITECTURAL PLANS FOR MORE INFORMATION REGARDING THE SCOPE OF DEMOLITION WORK.

J. DEMOLITION WORK INCLUDES REMOVAL OF OVERHEAD PA SYSTEM DEVICES, AND INFRASTRUCTURE INCLUDING EQUIPMENT MOUNTING, BACKBOXES, CABLING, PATHWAYS, HANGARS, AND OTHER SUPPORTS.

K. THE OWNER CLAIMS FIRST RIGHT OF REFUSAL FOR EXISTING EQUIPMENT. COORDINATE SALVAGE REQUIREMENTS WITH THE OWNER PRIOR TO DEMOLITION. IDENTIFY, TAG, AND CAREFULLY DECOMMISSION EQUIPMENT TO BE SALVAGED FOR THE OWNER. EQUIPMENT NOT WANTED BY THE OWNER SHALL BE REMOVED FROM THE SITE AT THE CONTRACTOR'S EXPENSE.

L. PROVIDE BLANK COVER PLATES MATCHING THE SURROUNDING SURFACES ON ALL BACKBOXES TO REMAIN IN PLACE.

M. A COMPLETELY NEW SYSTEM SHALL BE PROVIDED THROUGH THE VAMC CAMPUS. SEE SHEETS TN101 THROUGH TN420 FOR THE NEW SYSTEM DESIGN.

TELECOMMUNICATIONS KEYNOTES

#	
1	EXISTING SPEAKER(S) INDICATED IN THIS AREA SHALL BE REPLACED WITH NEW IP-BASED PAGING SYSTEM. EXISTING SPEAKER TO REMAIN FUNCTIONAL UNTIL NEW IP-BASED SPEAKER SYSTEM HAS BEEN INSTALLED, TESTED, AND APPROVED. WHERE NEW SPEAKERS WILL BE INSTALLED IN SAME PLACE AS EXISTING, TEMPORARILY MOUNT EXISTING SPEAKER WHEN NEW SPEAKER IS INSTALLED. AFTER ACCEPTANCE OF NEW SPEAKER SYSTEM EXISTING SPEAKER, MOUNTING HARDWARE, CABLING, AND UNUSED RACEWAY SHALL BE DEMOLISHED BACK TO SOURCE.

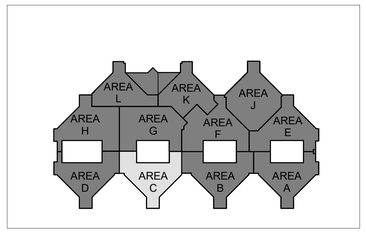

N

1 BLDG 100 - TELECOMMUNICATIONS DEMOLITION PLAN - LEVEL 3 - AREA C
3/32" = 1'-0"

FULLY SPRINKLERED

100% BID DOCUMENTS

No.	REVISION DESCRIPTION	DATE

CONSULTANTS:

ARCHITECT
SPUR DESIGN
312 SW 25TH STREET
OKLAHOMA CITY, OK 73109
(405) 842-6100

MECH / ELEC / PLUMB / TELECOM
SPUR DESIGN
2519 MADISON AVE., STE 100
KANSAS CITY, MO 64108
(913) 369-7200

FIRE PROTECTION ENGINEER
RATED ENGINEERING
609 S. KELLY AVENUE, STE H2
EDMOND, OK 73003
(405) 210-5814

INDUSTRIAL HYGENIST
RIVERFRONT SAFETY & HEALTH
11140 S TOWNE SQUARE, STE 100
ST. LOUIS, MO 63123
(314) 917-0148

PHYSICAL SECURITY
FORCE PROTECT
10901 FRONT BEACH RD, UNIT 1415
PANAMA CITY BEACH, FL 32407
(502) 836-4232

ENGINEER: H2B #: 23-133

H2B, INC.
1225 NORTH LOOP WEST, # 800
HOUSTON, TEXAS 77008
(713) 864-2900

TEXAS FIRM REGISTRATION #: 8856

STAMP:
REGISTERED COMMUNICATIONS DISTRIBUTION DESIGNER
Bicsi
KRISTOPHER G HETLAGE
BICSI ID # 325601
EXPIRES 12-31-27
RCDD
7/18/25

Drawing Title
TELECOMMUNICATIONS DEMOLITION PLANS - BUILDING 100 - LEVEL 3 - AREA C

VA Health Care System Approval:

Project Title
REPLACE/UPGRADE CAMPUS OVERHEAD PAGING SYSTEM

Location: MICHAEL E. DEBAKEY VAMC, 2002 HOLCOMBE BLVD, HOUSTON, TX 77030

Date: **07/21/2025** | Checked: KGH | Drawn: MDT

Project Number: **580-25-101**

Building Number: 100

Drawing Number: **TND241**

Drawing # 85 OF 231

Veterans Health Administration

VA | U.S. Department of Veterans Affairs

7/18/2025 17:12:45

VA FORM 08-6231

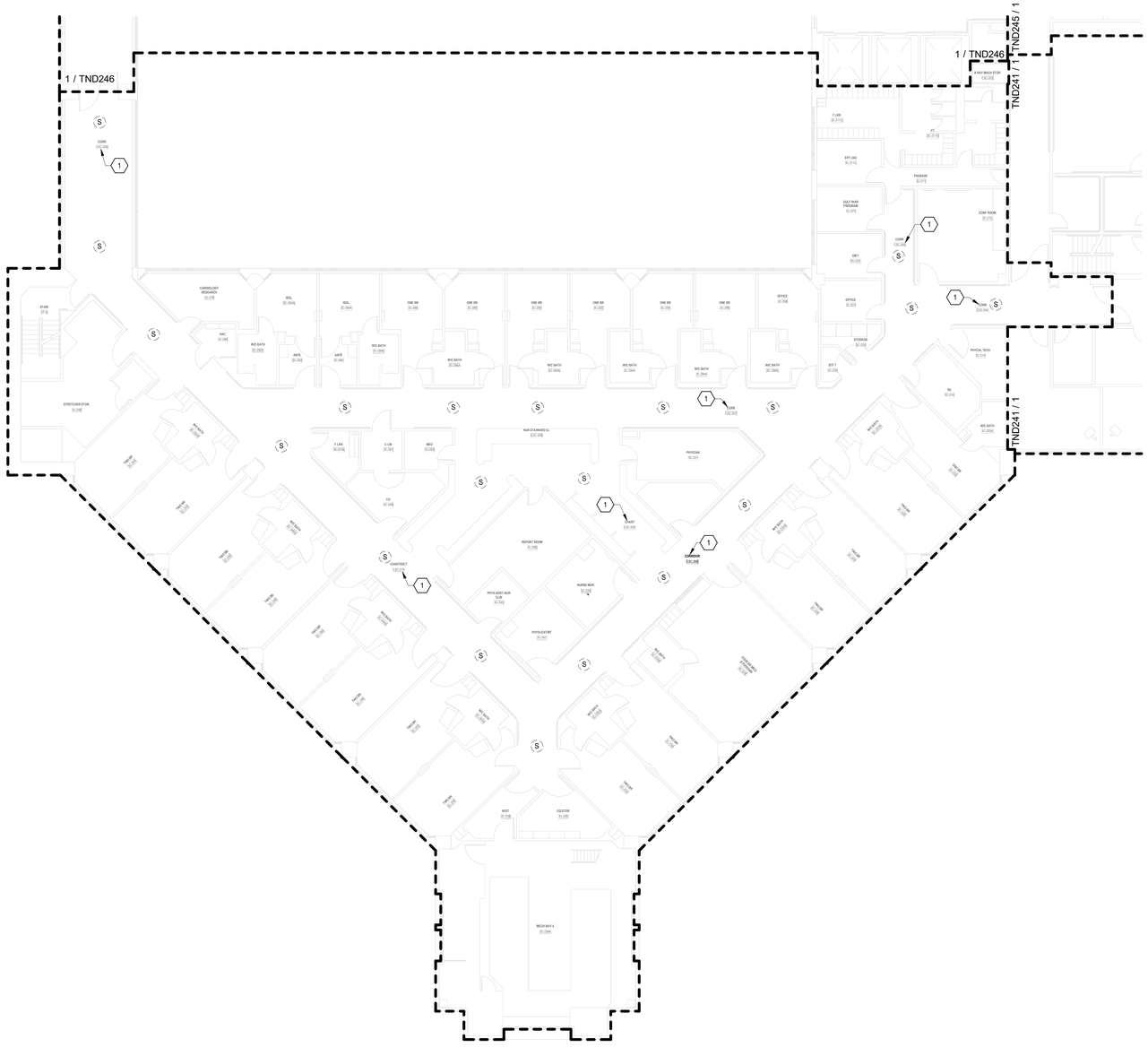

TELECOMMUNICATIONS GENERAL DEMOLIITON NOTES

A. DRAWING IS DIAGRAMMATIC IN NATURE AND IS NOT TO BE CONSTRUED AS ALL INCLUSIVE; FIELD VERIFY EXISTING CONDITIONS AND ADJUST WORK AS REQUIRED TO EXECUTE SPECIFIED WORK.

B. EXISTING CONDITIONS INDICATED ARE BASED ON GENERAL FIELD NOTES AND HISTORICAL DATA AND DOCUMENTATION AND ARE FOR REFERENCE PURPOSES ONLY TO DEFINE SCOPE OF WORK; FIELD VERIFY ALL CONDITIONS.

C. THIS SITE IS AN ACTIVE WORKING ENVIRONMENT; SYSTEMS SHALL NOT BE SHUTDOWN WITHOUT WRITTEN AUTHORIZATION; ALL REQUESTS SHALL BE SUBMITTED IN WRITING A MINIMUM OF TEN (10) WORKING-DAYS PRIOR TO PROPOSED ACTIVITY DATE OR NEED UNLESS DIRECTED OTHERWISE.

D. SEE T-001 TELECOMMUNICATIONS COVER SHEET FOR SYMBOLS DEFINITION:
1. SYMBOLS GRAYED/ HALFTONE: INDICATED FOR REFERENCE AND/OR INDICATING EXISTING UNLESS SPECIFICALLY NOTED OTHERWISE.
2. SYMBOLS DASHED OR SPECIFICALLY KEYED NOTED: INDICATES DEMOLITION WORK.

E. LOCATE EXISTING COMMUNICATIONS CABLE AND PATHWAYS THAT MAY BE AFFECTED BY DEMOLITION AND CONSTRUCTION PRIOR TO DEMOLITION, INCLUDING BUT NOT LIMITED TO SYSTEMS PATHWAYS AND SERVICE ENTRANCES.

F. VERIFY ACTUAL QUANTITIES AND LOCATIONS OF EXISTING EQUIPMENT TO BE DEMOLISHED WITH THE OWNER AND GENERAL CONTRACTOR PRIOR TO COMMENCEMENT OF DEMOLITION WORK.

G. PROVIDE PATCHING, PAINTING OR OTHER WORK.NECESSARY TO REPAIR DAMAGE TO WALLS, CEILINGS, OR SIMILAR CAUSED BY THE DEMOLITION OF THE SYSTEM. COORDINATE REPAIR WORK WITH GENERAL CONTRACTOR AND OWNER.

H. PENETRATIONS IN FIRE RATED ASSEMBLIES RESULTING FROM THE REMOVAL OF EQUIPMENT, PATHWAYS, CABLING, OR OTHER EQUIPMENT SHALL BE FIRE STOPPED PER THE LATEST EDITION OF THE UL FIRE RESISTANCE DIRECTORY.

I. REFER TO ARCHITECTURAL PLANS FOR MORE INFORMATION REGARDING THE SCOPE OF DEMOLITION WORK.

J. DEMOLITION WORK INCLUDES REMOVAL OF OVERHEAD PA SYSTEM DEVICES, AND INFRASTRUCTURE INCLUDING EQUIPMENT MOUNTING, BACKBOXES, CABLING, PATHWAYS, HANGARS, AND OTHER SUPPORTS.

K. THE OWNER CLAIMS FIRST RIGHT OF REFUSAL FOR EXISTING EQUIPMENT. COORDINATE SALVAGE REQUIREMENTS WITH THE OWNER PRIOR TO DEMOLITION. IDENTIFY, TAG, AND CAREFULLY DECOMMISSION EQUIPMENT TO BE SALVAGED FOR THE OWNER. EQUIPMENT NOT WANTED BY THE OWNER SHALL BE REMOVED FROM THE SITE AT THE CONTRACTOR'S EXPENSE.

L. PROVIDE BLANK COVER PLATES MATCHING THE SURROUNDING SURFACES ON ALL BACKBOXES TO REMAIN IN PLACE.

M. A COMPLETELY NEW SYSTEM SHALL BE PROVIDED THROUGH THE VAMC CAMPUS. SEE SHEETS TN101 THROUGH TN420 FOR THE NEW SYSTEM DESIGN.

TELECOMMUNICATIONS KEYNOTES

#	
1	EXISTING SPEAKER(S) INDICATED IN THIS AREA SHALL BE REPLACED WITH NEW IP-BASED PAGING SYSTEM. EXISTING SPEAKER TO REMAIN FUNCTIONAL UNTIL NEW IP-BASED SPEAKER SYSTEM HAS BEEN INSTALLED, TESTED, AND APPROVED. WHERE NEW SPEAKERS WILL BE INSTALLED IN SAME PLACE AS EXISTING, TEMPORARILY MOUNT EXISTING SPEAKER WHEN NEW SPEAKER IS INSTALLED. AFTER ACCEPTANCE OF NEW SPEAKER SYSTEM EXISTING SPEAKER, MOUNTING HARDWARE, CABLING, AND UNUSED RACEWAY SHALL BE DEMOLISHED BACK TO SOURCE.

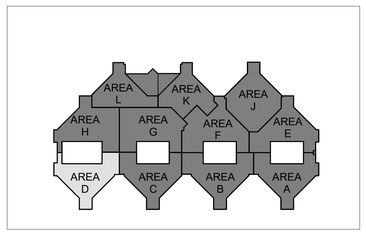

N

1 BLDG 100 - TELECOMMUNICATIONS DEMOLITION PLAN - LEVEL 3 - AREA D
3/32" = 1'-0"

FULLY SPRINKLERED

100% BID DOCUMENTS

No.	REVISION DESCRIPTION	DATE

CONSULTANTS:

ARCHITECT
SPUR DESIGN
312 SW 25TH STREET
OKLAHOMA CITY, OK 73109
(405) 842-6100

MECH / ELEC / PLUMB / TELECOM
SPUR DESIGN
2519 MADISON AVE., STE 100
KANSAS CITY, MO 64108
(913) 369-7200

FIRE PROTECTION ENGINEER
RATED ENGINEERING
609 S. KELLY AVENUE, STE H2
EDMOND, OK 73003
(405) 210-5814

INDUSTRIAL HYGENIST
RIVERFRONT SAFETY & HEALTH
11140 S TOWNE SQUARE, STE 100
ST. LOUIS, MO 63123
(314) 917-0148

PHYSICAL SECURITY
FORCE PROTECT
10901 FRONT BEACH RD, UNIT 1415
PANAMA CITY BEACH, FL 32407
(502) 836-4232

ENGINEER: H2B #: 23-133

H2B, INC.
1225 NORTH LOOP WEST, # 800
HOUSTON, TEXAS 77008
(713) 864-2900

TEXAS FIRM REGISTRATION #: 8856

STAMP:
REGISTERED COMMUNICATIONS DISTRIBUTION DESIGNER
BICSI
KRISTOPHER G HETLAGE
BICSI ID # 328601
EXPIRES 12-31-27
RCDD
9/4/25

Drawing Title
TELECOMMUNICATIONS DEMOLITION PLANS - BUILDING 100 - LEVEL 3 - AREA D

VA Health Care System Approval:

Project Title
REPLACE/UPGRADE CAMPUS OVERHEAD PAGING SYSTEM

Location MICHAEL E. DEBAKEY VAMC
2002 HOLCOMBE BLVD
HOUSTON, TX 77030

Date	Checked	Drawn
07/21/2025	KGH	MDT

Project Number
580-25-101

Building Number
100

Drawing Number
TND242
Drawing # 86 OF 231

Veterans Health Administration

U.S. Department of Veterans Affairs

7/18/2025 17:12:50

VA FORM 08-6231

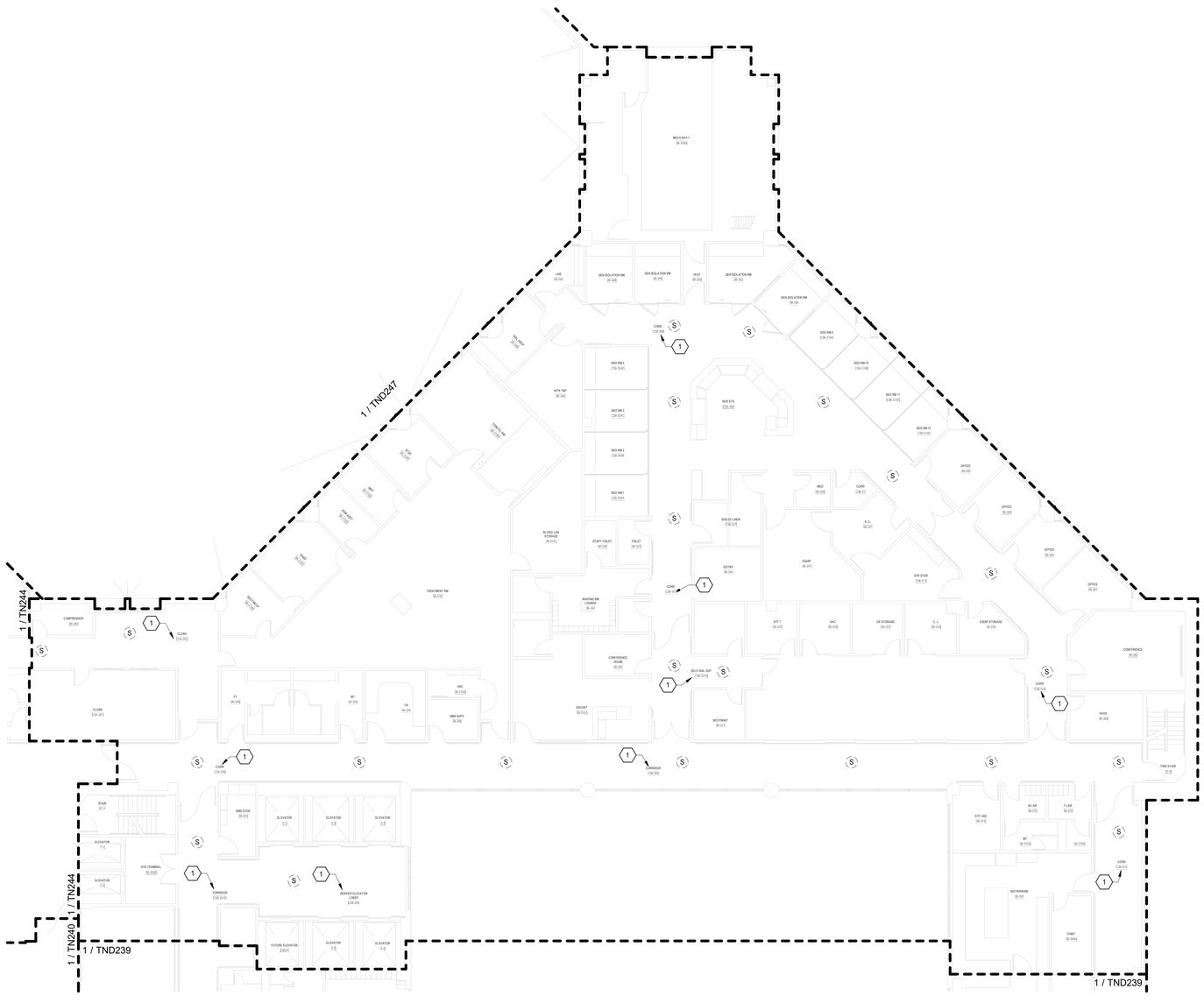

TELECOMMUNICATIONS GENERAL DEMOLIITON NOTES

A. DRAWING IS DIAGRAMMATIC IN NATURE AND IS NOT TO BE CONSTRUED AS ALL INCLUSIVE; FIELD VERIFY EXISTING CONDITIONS AND ADJUST WORK AS REQUIRED TO EXECUTE SPECIFIED WORK.

B. EXISTING CONDITIONS INDICATED ARE BASED ON GENERAL FIELD NOTES AND HISTORICAL DATA AND DOCUMENTATION AND ARE FOR REFERENCE PURPOSES ONLY TO DEFINE SCOPE OF WORK; FIELD VERIFY ALL CONDITIONS.

C. THIS SITE IS AN ACTIVE WORKING ENVIRONMENT; SYSTEMS SHALL NOT BE SHUTDOWN WITHOUT WRITTEN AUTHORIZATION; ALL REQUESTS SHALL BE SUBMITTED IN WRITING A MINIMUM OF TEN (10) WORKING-DAYS PRIOR TO PROPOSED ACTIVITY DATE OR NEED UNLESS DIRECTED OTHERWISE.

D. SEE T-001 TELECOMMUNICATIONS COVER SHEET FOR SYMBOLS DEFINITION:
1. SYMBOLS GRAYED/ HALFTONE: INDICATED FOR REFERENCE AND/OR INDICATING EXISTING UNLESS SPECIFICALLY NOTED OTHERWISE.
2. SYMBOLS DASHED OR SPECIFICALLY KEYED NOTED: INDICATES DEMOLITION WORK.

E. LOCATE EXISTING COMMUNICATIONS CABLE AND PATHWAYS THAT MAY BE AFFECTED BY DEMOLITION AND CONSTRUCTION PRIOR TO DEMOLITION, INCLUDING BUT NOT LIMITED TO SYSTEMS PATHWAYS AND SERVICE ENTRANCES.

F. VERIFY ACTUAL QUANTITIES AND LOCATIONS OF EXISTING EQUIPMENT TO BE DEMOLISHED WITH THE OWNER AND GENERAL CONTRACTOR PRIOR TO COMMENCEMENT OF DEMOLITION WORK.

G. PROVIDE PATCHING, PAINTING OR OTHER WORK NECESSARY TO REPAIR DAMAGE TO WALLS, CEILINGS, OR SIMILAR CAUSED BY THE DEMOLITION OF THE SYSTEM. COORDINATE REPAIR WORK WITH GENERAL CONTRACTOR AND OWNER.

H. PENETRATIONS IN FIRE RATED ASSEMBLIES RESULTING FROM THE REMOVAL OF EQUIPMENT, PATHWAYS, CABLING, OR OTHER EQUIPMENT SHALL BE FIRE STOPPED PER THE LATEST EDITION OF THE UL FIRE RESISTANCE DIRECTORY.

I. REFER TO ARCHITECTURAL PLANS FOR MORE INFORMATION REGARDING THE SCOPE OF DEMOLITION WORK.

J. DEMOLITION WORK INCLUDES REMOVAL OF OVERHEAD PA SYSTEM DEVICES, AND INFRASTRUCTURE INCLUDING EQUIPMENT MOUNTING, BACKBOXES, CABLING, PATHWAYS, HANGARS, AND OTHER SUPPORTS.

K. THE OWNER CLAIMS FIRST RIGHT OF REFUSAL FOR EXISTING EQUIPMENT. COORDINATE SALVAGE REQUIREMENTS WITH THE OWNER PRIOR TO DEMOLITION. IDENTIFY, TAG, AND CAREFULLY DECOMMISSION EQUIPMENT TO BE SALVAGED FOR THE OWNER. EQUIPMENT NOT WANTED BY THE OWNER SHALL BE REMOVED FROM THE SITE AT THE CONTRACTOR'S EXPENSE.

L. PROVIDE BLANK COVER PLATES MATCHING THE SURROUNDING SURFACES ON ALL BACKBOXES TO REMAIN IN PLACE.

M. A COMPLETELY NEW SYSTEM SHALL BE PROVIDED THROUGH THE VAMC CAMPUS. SEE SHEETS TN101 THROUGH TN420 FOR THE NEW SYSTEM DESIGN.

TELECOMMUNICATIONS KEYNOTES

#	
1	EXISTING SPEAKER(S) INDICATED IN THIS AREA SHALL BE REPLACED WITH NEW IP-BASED PAGING SYSTEM. EXISTING SPEAKER TO REMAIN FUNCTIONAL UNTIL NEW IP-BASED SPEAKER SYSTEM HAS BEEN INSTALLED, TESTED, AND APPROVED. WHERE NEW SPEAKERS WILL BE INSTALLED IN SAME PLACE AS EXISTING, TEMPORARILY MOUNT EXISTING SPEAKER WHEN NEW SPEAKER IS INSTALLED. AFTER ACCEPTANCE OF NEW SPEAKER SYSTEM EXISTING SPEAKER, MOUNTING HARDWARE, CABLING, AND UNUSED RACEWAY SHALL BE DEMOLISHED BACK TO SOURCE.

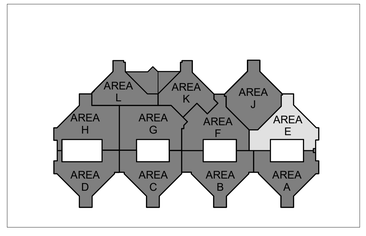

N

1 BLDG 100 - TELECOMMUNICATIONS DEMOLITION PLAN - LEVEL 3 - AREA E
3/32" = 1'-0"

FULLY SPRINKLERED

100% BID DOCUMENTS

No.	REVISION DESCRIPTION	DATE

7/18/2025 17:12:55

CONSULTANTS:

ARCHITECT
SPUR DESIGN
312 SW 25TH STREET
OKLAHOMA CITY, OK 73109
(405) 842-6100

MECH / ELEC / PLUMB / TELECOM
SPUR DESIGN
2519 MADISON AVE., STE 100
KANSAS CITY, MO 64108
(913) 369-7200

FIRE PROTECTION ENGINEER
RATED ENGINEERING
609 S. KELLY AVENUE, STE H2
EDMOND, OK 73003
(405) 210-5814

INDUSTRIAL HYGENIST
RIVERFRONT SAFETY & HEALTH
11140 S TOWNE SQUARE, STE 100
ST. LOUIS, MO 63123
(314) 917-0148

PHYSICAL SECURITY
FORCE PROTECT
10901 FRONT BEACH RD, UNIT 1415
PANAMA CITY BEACH, FL 32407
(502) 636-4232

ENGINEER: H2B #: 23-133

H2B

H2B, INC.
1225 NORTH LOOP WEST, # 800
HOUSTON, TEXAS 77008
(713) 864-2900

TEXAS FIRM REGISTRATION #: 8856

STAMP:
REGISTERED COMMUNICATIONS DISTRIBUTION DESIGNER
BICSI
KRISTOPHER G HETLAGE
BICSI ID # 329601
EXPIRES 12-31-27
RCDD
7/16/25

Drawing Title
TELECOMMUNICATIONS DEMOLITION PLANS - BUILDING 100 - LEVEL 3 - AREA E

VA Health Care System Approval:

Project Title
REPLACE/UPGRADE CAMPUS OVERHEAD PAGING SYSTEM

Location MICHAEL E. DEBAKEY VAMC
2002 HOLCOMBE BLVD
HOUSTON, TX 77030

Date	Checked	Drawn
07/21/2025	KGH	MDT

Project Number **580-25-101**

Building Number

Drawing Number
TND243
Drawing # 87 OF 231

Veterans Health Administration

VA | U.S. Department of Veterans Affairs

VA FORM 08-6231

TELECOMMUNICATIONS GENERAL DEMOLIITON NOTES

A. DRAWING IS DIAGRAMMATIC IN NATURE AND IS NOT TO BE CONSTRUED AS ALL INCLUSIVE; FIELD VERIFY EXISTING CONDITIONS AND ADJUST WORK AS REQUIRED TO EXECUTE SPECIFIED WORK.

B. EXISTING CONDITIONS INDICATED ARE BASED ON GENERAL FIELD NOTES AND HISTORICAL DATA AND DOCUMENTATION AND ARE FOR REFERENCE PURPOSES ONLY TO DEFINE SCOPE OF WORK; FIELD VERIFY ALL CONDITIONS.

C. THIS SITE IS AN ACTIVE WORKING ENVIRONMENT; SYSTEMS SHALL NOT BE SHUTDOWN WITHOUT WRITTEN AUTHORIZATION; ALL REQUESTS SHALL BE SUBMITTED IN WRITING A MINIMUM OF TEN (10) WORKING-DAYS PRIOR TO PROPOSED ACTIVITY DATE OR NEED UNLESS DIRECTED OTHERWISE.

D. SEE T-001 TELECOMMUNICATIONS COVER SHEET FOR SYMBOLS DEFINITION:
1. SYMBOLS GRAYED/ HALFTONE: INDICATED FOR REFERENCE AND/OR INDICATING EXISTING UNLESS SPECIFICALLY NOTED OTHERWISE.
2. SYMBOLS DASHED OR SPECIFICALLY KEYED NOTED. INDICATES DEMOLITION WORK.

E. LOCATE EXISTING COMMUNICATIONS CABLE AND PATHWAYS THAT MAY BE AFFECTED BY DEMOLITION AND CONSTRUCTION PRIOR TO DEMOLITION, INCLUDING BUT NOT LIMITED TO SYSTEMS PATHWAYS AND SERVICE ENTRANCES.

F. VERIFY ACTUAL QUANTITIES AND LOCATIONS OF EXISTING EQUIPMENT TO BE DEMOLISHED WITH THE OWNER AND GENERAL CONTRACTOR PRIOR TO COMMENCEMENT OF DEMOLITION WORK.

G. PROVIDE PATCHING, PAINTING OR OTHER WORK NECESSARY TO REPAIR DAMAGE TO WALLS, CEILINGS, OR SIMILAR CAUSED BY THE DEMOLITION OF THE SYSTEM. COORDINATE REPAIR WORK WITH GENERAL CONTRACTOR AND OWNER.

H. PENETRATIONS IN FIRE RATED ASSEMBLIES RESULTING FROM THE REMOVAL OF EQUIPMENT, PATHWAYS, CABLING, OR OTHER EQUIPMENT SHALL BE FIRE STOPPED PER THE LATEST EDITION OF THE UL FIRE RESISTANCE DIRECTORY.

I. REFER TO ARCHITECTURAL PLANS FOR MORE INFORMATION REGARDING THE SCOPE OF DEMOLITION WORK.

J. DEMOLITION WORK INCLUDES REMOVAL OF OVERHEAD PA SYSTEM DEVICES, AND INFRASTRUCTURE INCLUDING EQUIPMENT MOUNTING, BACKBOXES, CABLING, PATHWAYS, HANGARS, AND OTHER SUPPORTS.

K. THE OWNER CLAIMS FIRST RIGHT OF REFUSAL FOR EXISTING EQUIPMENT. COORDINATE SALVAGE REQUIREMENTS WITH THE OWNER PRIOR TO DEMOLITION. IDENTIFY, TAG, AND CAREFULLY DECOMMISSION EQUIPMENT TO BE SALVAGED FOR THE OWNER. EQUIPMENT NOT WANTED BY THE OWNER SHALL BE REMOVED FROM THE SITE AT THE CONTRACTOR'S EXPENSE.

L. PROVIDE BLANK COVER PLATES MATCHING THE SURROUNDING SURFACES ON ALL BACKBOXES TO REMAIN IN PLACE.

M. A COMPLETELY NEW SYSTEM SHALL BE PROVIDED THROUGH THE VAMC CAMPUS. SEE SHEETS TN101 THROUGH TN420 FOR THE NEW SYSTEM DESIGN.

TELECOMMUNICATIONS KEYNOTES

#	
1	EXISTING SPEAKER(S) INDICATED IN THIS AREA SHALL BE REPLACED WITH NEW IP-BASED PAGING SYSTEM. EXISTING SPEAKER TO REMAIN FUNCTIONAL UNTIL NEW IP-BASED SPEAKER SYSTEM HAS BEEN INSTALLED, TESTED, AND APPROVED. WHERE NEW SPEAKERS WILL BE INSTALLED IN SAME PLACE AS EXISTING, TEMPORARILY MOUNT EXISTING SPEAKER WHEN NEW SPEAKER IS INSTALLED. AFTER ACCEPTANCE OF NEW SPEAKER SYSTEM EXISTING SPEAKER, MOUNTING HARDWARE, CABLING, AND UNUSED RACEWAY SHALL BE DEMOLISHED BACK TO SOURCE.

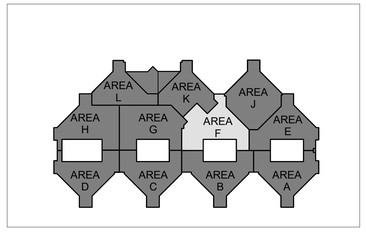

N

1 BLDG 100 - TELECOMMUNICATIONS DEMOLITION PLAN - LEVEL 3 - AREA F
3/32" = 1'-0"

FULLY SPRINKLERED

100% BID DOCUMENTS

No.	REVISION DESCRIPTION	DATE

7/18/2025 17:13:01

CONSULTANTS:

ARCHITECT
SPUR DESIGN
312 SW 25TH STREET
OKLAHOMA CITY, OK 73109
(405) 842-6100

MECH / ELEC / PLUMB / TELECOM
SPUR DESIGN
2519 MADISON AVE., STE 100
KANSAS CITY, MO 64108
(913) 369-7200

FIRE PROTECTION ENGINEER
RATED ENGINEERING
609 S. KELLY AVENUE, STE H2
EDMOND, OK 73003
(405) 210-5814

INDUSTRIAL HYGENIST
RIVERFRONT SAFETY & HEALTH
11140 S TOWNE SQUARE, STE 100
ST. LOUIS, MO 63123
(314) 917-0148

PHYSICAL SECURITY
FORCE PROTECT
10901 FRONT BEACH RD, UNIT 1415
PANAMA CITY BEACH, FL 32407
(502) 836-4232

ENGINEER: H2B #: 23-133

H2B, INC.
1225 NORTH LOOP WEST, # 800
HOUSTON, TEXAS 77008
(713) 864-2900

TEXAS FIRM REGISTRATION #: 8856

STAMP:
REGISTERED COMMUNICATIONS DISTRIBUTION DESIGNER
Bicsi
KRISTOPHER G HETLAGE
BICSI ID # 328601
EXPIRES 12-31-27
RCDD
7/18/25

Drawing Title
TELECOMMUNICATIONS DEMOLITION PLANS - BUILDING 100 - LEVEL 3 - AREA F

VA Health Care System Approval:

Project Title
REPLACE/UPGRADE CAMPUS OVERHEAD PAGING SYSTEM

Location MICHAEL E. DEBAKEY VAMC
2002 HOLCOMBE BLVD
HOUSTON, TX 77030

Date **07/21/2025** | Checked KGH | Drawn MDT

Project Number **580-25-101**

Building Number

Drawing Number
TND244
Drawing # 88 OF 231

Veterans Health Administration

VA U.S. Department of Veterans Affairs

VA FORM 08-6231

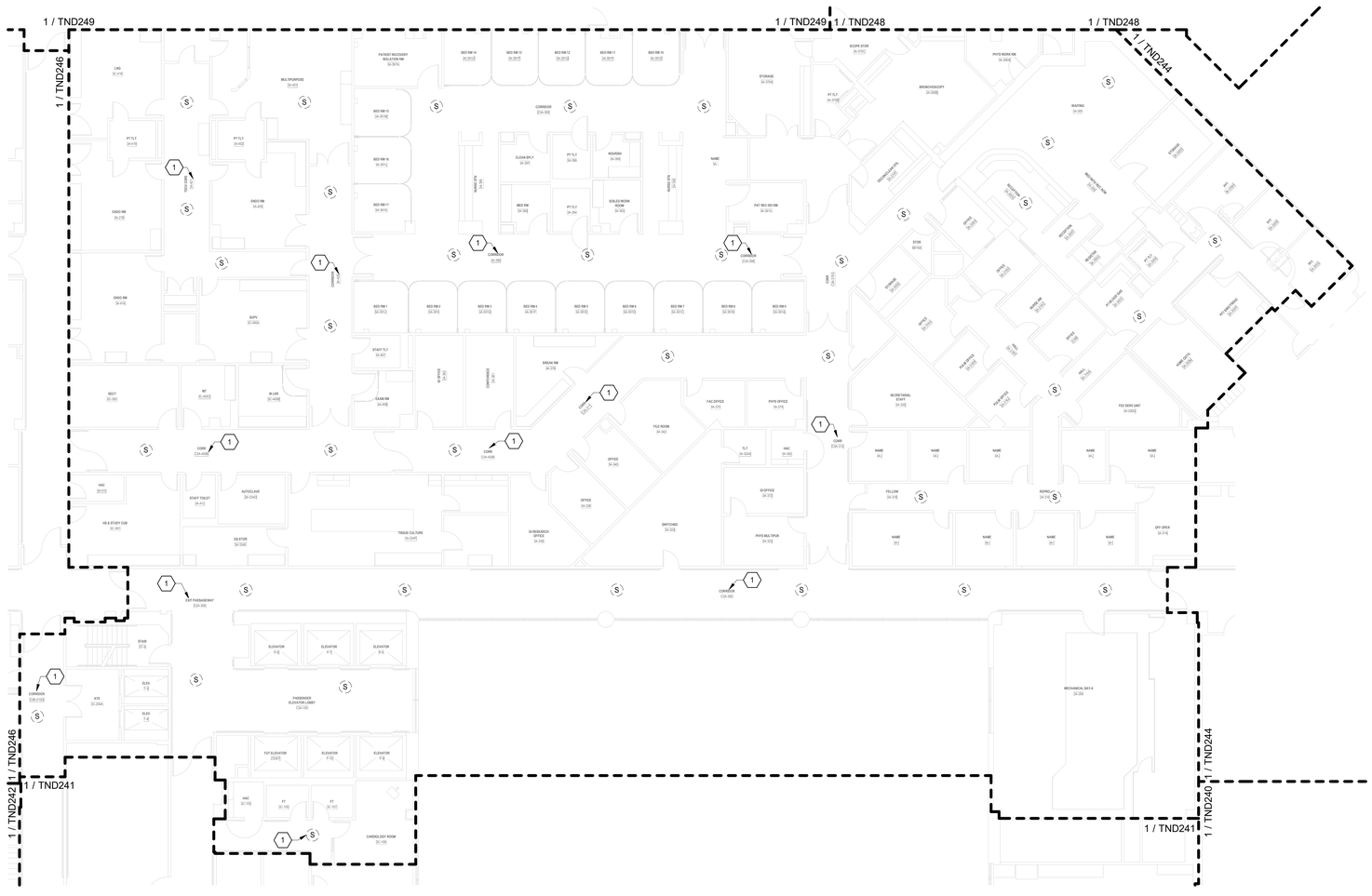

TELECOMMUNICATIONS GENERAL DEMOLIITON NOTES

A. DRAWING IS DIAGRAMMATIC IN NATURE AND IS NOT TO BE CONSTRUED AS ALL INCLUSIVE; FIELD VERIFY EXISTING CONDITIONS AND ADJUST WORK AS REQUIRED TO EXECUTE SPECIFIED WORK.

B. EXISTING CONDITIONS INDICATED ARE BASED ON GENERAL FIELD NOTES AND HISTORICAL DATA AND DOCUMENTATION AND ARE FOR REFERENCE PURPOSES ONLY TO DEFINE SCOPE OF WORK; FIELD VERIFY ALL CONDITIONS.

C. THIS SITE IS AN ACTIVE WORKING ENVIRONMENT; SYSTEMS SHALL NOT BE SHUTDOWN WITHOUT WRITTEN AUTHORIZATION; ALL REQUESTS SHALL BE SUBMITTED IN WRITING A MINIMUM OF TEN (10) WORKING-DAYS PRIOR TO PROPOSED ACTIVITY DATE OR NEED UNLESS DIRECTED OTHERWISE.

D. SEE T-001 TELECOMMUNICATIONS COVER SHEET FOR SYMBOLS DEFINITION:
1. SYMBOLS GRAYED/ HALFTONE: INDICATED FOR REFERENCE AND/OR INDICATING EXISTING UNLESS SPECIFICALLY NOTED OTHERWISE.
2. SYMBOLS DASHED OR SPECIFICALLY KEYED NOTED: INDICATES DEMOLITION WORK.

E. LOCATE EXISTING COMMUNICATIONS CABLE AND PATHWAYS THAT MAY BE AFFECTED BY DEMOLITION AND CONSTRUCTION PRIOR TO DEMOLITION, INCLUDING BUT NOT LIMITED TO SYSTEMS PATHWAYS AND SERVICE ENTRANCES.

F. VERIFY ACTUAL QUANTITIES AND LOCATIONS OF EXISTING EQUIPMENT TO BE DEMOLISHED WITH THE OWNER AND GENERAL CONTRACTOR PRIOR TO COMMENCEMENT OF DEMOLITION WORK.

G. PROVIDE PATCHING, PAINTING OR OTHER WORK.NECESSARY TO REPAIR DAMAGE TO WALLS, CEILINGS, OR SIMILAR CAUSED BY THE DEMOLITION OF THE SYSTEM. COORDINATE REPAIR WORK WITH GENERAL CONTRACTOR AND OWNER.

H. PENETRATIONS IN FIRE RATED ASSEMBLIES RESULTING FROM THE REMOVAL OF EQUIPMENT, PATHWAYS, CABLING, OR OTHER EQUIPMENT SHALL BE FIRE STOPPED PER THE LATEST EDITION OF THE UL FIRE RESISTANCE DIRECTORY.

I. REFER TO ARCHITECTURAL PLANS FOR MORE INFORMATION REGARDING THE SCOPE OF DEMOLITION WORK.

J. DEMOLITION WORK INCLUDES REMOVAL OF OVERHEAD PA SYSTEM DEVICES, AND INFRASTRUCTURE INCLUDING EQUIPMENT MOUNTING, BACKBOXES, CABLING, PATHWAYS, HANGARS, AND OTHER SUPPORTS.

K. THE OWNER CLAIMS FIRST RIGHT OF REFUSAL FOR EXISTING EQUIPMENT. COORDINATE SALVAGE REQUIREMENTS WITH THE OWNER PRIOR TO DEMOLITION. IDENTIFY, TAG, AND CAREFULLY DECOMMISSION EQUIPMENT TO BE SALVAGED FOR THE OWNER. EQUIPMENT NOT WANTED BY THE OWNER SHALL BE REMOVED FROM THE SITE AT THE CONTRACTOR'S EXPENSE.

L. PROVIDE BLANK COVER PLATES MATCHING THE SURROUNDING SURFACES ON ALL BACKBOXES TO REMAIN IN PLACE.

M. A COMPLETELY NEW SYSTEM SHALL BE PROVIDED THROUGH THE VAMC CAMPUS. SEE SHEETS TN101 THROUGH TN420 FOR THE NEW SYSTEM DESIGN.

TELECOMMUNICATIONS KEYNOTES

#	
1	EXISTING SPEAKER(S) INDICATED IN THIS AREA SHALL BE REPLACED WITH NEW IP-BASED PAGING SYSTEM. EXISTING SPEAKER TO REMAIN FUNCTIONAL UNTIL NEW IP-BASED SPEAKER SYSTEM HAS BEEN INSTALLED, TESTED, AND APPROVED. WHERE NEW SPEAKERS WILL BE INSTALLED IN SAME PLACE AS EXISTING, TEMPORARILY MOUNT EXISTING SPEAKER WHEN NEW SPEAKER IS INSTALLED. AFTER ACCEPTANCE OF NEW SPEAKER SYSTEM EXISTING SPEAKER, MOUNTING HARDWARE, CABLING, AND UNUSED RACEWAY SHALL BE DEMOLISHED BACK TO SOURCE.

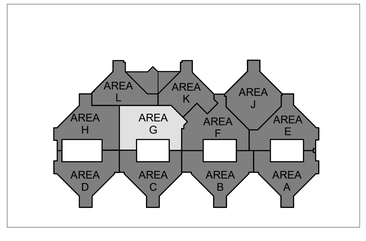

N

1 BLDG 100 - TELECOMMUNICATIONS DEMOLITION PLAN - LEVEL 3 - AREA G
3/32" = 1'-0"

FULLY SPRINKLERED

100% BID DOCUMENTS

No.	REVISION DESCRIPTION	DATE

7/18/2025 17:13:07

CONSULTANTS:

ARCHITECT
SPUR DESIGN
312 SW 25TH STREET
OKLAHOMA CITY, OK 73109
(405) 842-6100

MECH / ELEC / PLUMB / TELECOM
SPUR DESIGN
2519 MADISON AVE., STE 100
KANSAS CITY, MO 64108
(913) 369-7200

FIRE PROTECTION ENGINEER
RATED ENGINEERING
609 S. KELLY AVENUE, STE H2
EDMOND, OK 73003
(405) 210-5814

INDUSTRIAL HYGENIST
RIVERFRONT SAFETY & HEALTH
11140 S TOWNE SQUARE, STE 100
ST. LOUIS, MO 63123
(314) 917-0148

PHYSICAL SECURITY
FORCE PROTECT
10901 FRONT BEACH RD, UNIT 1415
PANAMA CITY BEACH, FL 32407
(502) 836-4232

ENGINEER: H2B #: 23-133

H2B, INC.
1225 NORTH LOOP WEST, # 800
HOUSTON, TEXAS 77008
(713) 864-2900

TEXAS FIRM REGISTRATION #: 8856

STAMP:
REGISTERED COMMUNICATIONS DISTRIBUTION DESIGNER
Bicsi
KRISTOPHER G HETLAGE
BICSI ID # 328601
EXPIRES 12-31-27
RCDD
7/18/25

Drawing Title
TELECOMMUNICATIONS DEMOLITION PLANS - BUILDING 100 - LEVEL 3 - AREA G

VA Health Care System Approval:

Project Title
REPLACE/UPGRADE CAMPUS OVERHEAD PAGING SYSTEM

Location MICHAEL E. DEBAKEY VAMC
2002 HOLCOMBE BLVD
HOUSTON, TX 77030

Date	Checked	Drawn
07/21/2025	KGH	MDT

Project Number **580-25-101**

Building Number

Drawing Number
TND245
Drawing # 89 OF 231

Veterans Health Administration

U.S. Department of Veterans Affairs

VA FORM 08-6231

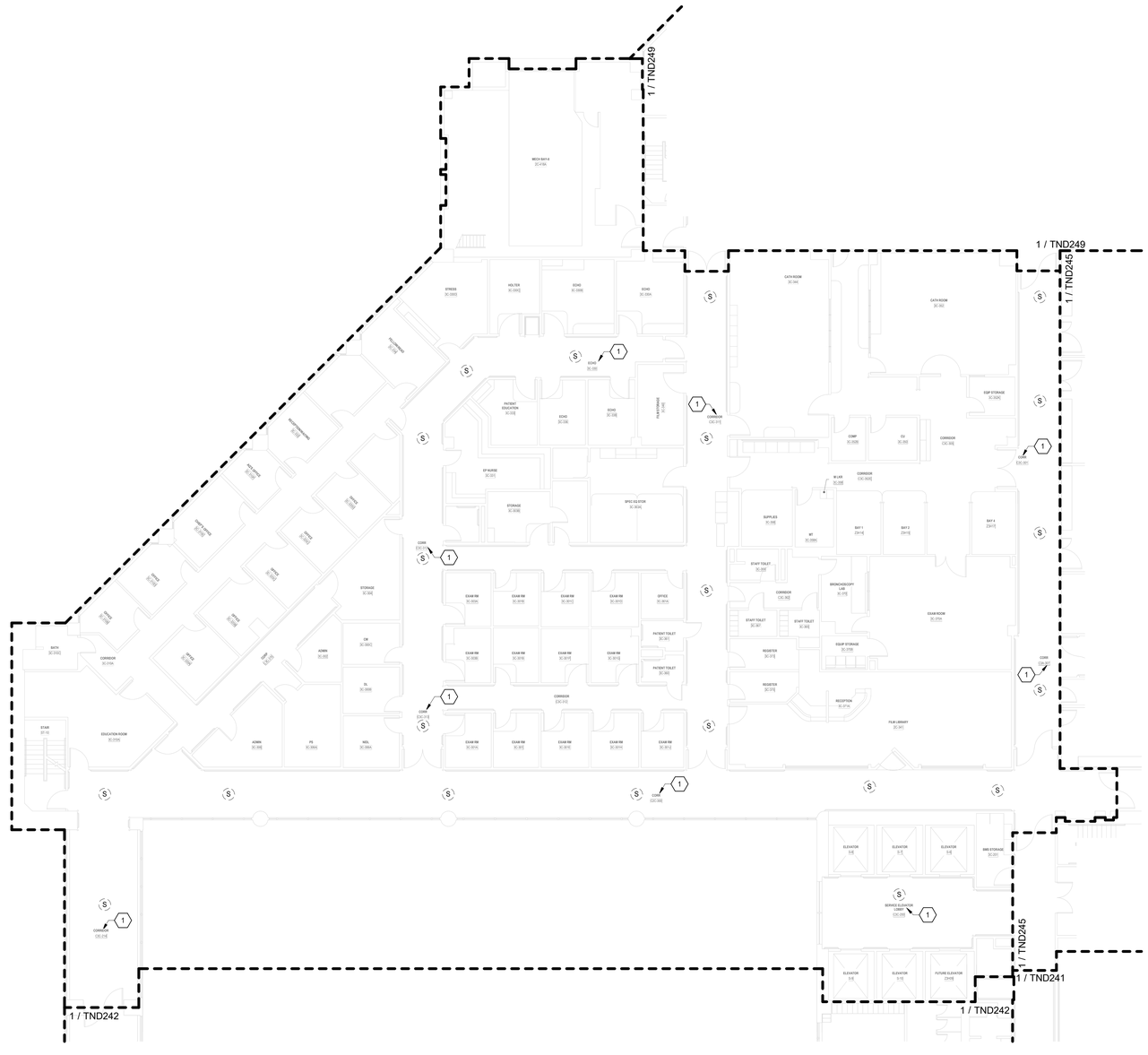

TELECOMMUNICATIONS GENERAL DEMOLIITON NOTES

A. DRAWING IS DIAGRAMMATIC IN NATURE AND IS NOT TO BE CONSTRUED AS ALL INCLUSIVE; FIELD VERIFY EXISTING CONDITIONS AND ADJUST WORK AS REQUIRED TO EXECUTE SPECIFIED WORK.

B. EXISTING CONDITIONS INDICATED ARE BASED ON GENERAL FIELD NOTES AND HISTORICAL DATA AND DOCUMENTATION AND ARE FOR REFERENCE PURPOSES ONLY TO DEFINE SCOPE OF WORK; FIELD VERIFY ALL CONDITIONS.

C. THIS SITE IS AN ACTIVE WORKING ENVIRONMENT; SYSTEMS SHALL NOT BE SHUTDOWN WITHOUT WRITTEN AUTHORIZATION; ALL REQUESTS SHALL BE SUBMITTED IN WRITING A MINIMUM OF TEN (10) WORKING-DAYS PRIOR TO PROPOSED ACTIVITY DATE OR NEED UNLESS DIRECTED OTHERWISE.

D. SEE T-001 TELECOMMUNICATIONS COVER SHEET FOR SYMBOLS DEFINITION:
1. SYMBOLS GRAYED/ HALFTONE: INDICATED FOR REFERENCE AND/OR INDICATING EXISTING UNLESS SPECIFICALLY NOTED OTHERWISE.
2. SYMBOLS DASHED OR SPECIFICALLY KEYED NOTED. INDICATES DEMOLITION WORK.

E. LOCATE EXISTING COMMUNICATIONS CABLE AND PATHWAYS THAT MAY BE AFFECTED BY DEMOLITION AND CONSTRUCTION PRIOR TO DEMOLITION, INCLUDING BUT NOT LIMITED TO SYSTEMS PATHWAYS AND SERVICE ENTRANCES.

F. VERIFY ACTUAL QUANTITIES AND LOCATIONS OF EXISTING EQUIPMENT TO BE DEMOLISHED WITH THE OWNER AND GENERAL CONTRACTOR PRIOR TO COMMENCEMENT OF DEMOLITION WORK.

G. PROVIDE PATCHING, PAINTING OR OTHER WORK NECESSARY TO REPAIR DAMAGE TO WALLS, CEILINGS, OR SIMILAR CAUSED BY THE DEMOLITION OF THE SYSTEM. COORDINATE REPAIR WORK WITH GENERAL CONTRACTOR AND OWNER.

H. PENETRATIONS IN FIRE RATED ASSEMBLIES RESULTING FROM THE REMOVAL OF EQUIPMENT, PATHWAYS, CABLING, OR OTHER EQUIPMENT SHALL BE FIRE STOPPED PER THE LATEST EDITION OF THE UL FIRE RESISTANCE DIRECTORY.

I. REFER TO ARCHITECTURAL PLANS FOR MORE INFORMATION REGARDING THE SCOPE OF DEMOLITION WORK.

J. DEMOLITION WORK INCLUDES REMOVAL OF OVERHEAD PA SYSTEM DEVICES, AND INFRASTRUCTURE INCLUDING EQUIPMENT MOUNTING, BACKBOXES, CABLING, PATHWAYS, HANGARS, AND OTHER SUPPORTS.

K. THE OWNER CLAIMS FIRST RIGHT OF REFUSAL FOR EXISTING EQUIPMENT. COORDINATE SALVAGE REQUIREMENTS WITH THE OWNER PRIOR TO DEMOLITION. IDENTIFY, TAG, AND CAREFULLY DECOMMISSION EQUIPMENT TO BE SALVAGED FOR THE OWNER. EQUIPMENT NOT WANTED BY THE OWNER SHALL BE REMOVED FROM THE SITE AT THE CONTRACTOR'S EXPENSE.

L. PROVIDE BLANK COVER PLATES MATCHING THE SURROUNDING SURFACES ON ALL BACKBOXES TO REMAIN IN PLACE.

M. A COMPLETELY NEW SYSTEM SHALL BE PROVIDED THROUGH THE VAMC CAMPUS. SEE SHEETS TN101 THROUGH TN420 FOR THE NEW SYSTEM DESIGN.

TELECOMMUNICATIONS KEYNOTES

#	
1	EXISTING SPEAKER(S) INDICATED IN THIS AREA SHALL BE REPLACED WITH NEW IP-BASED PAGING SYSTEM. EXISTING SPEAKER TO REMAIN FUNCTIONAL UNTIL NEW IP-BASED SPEAKER SYSTEM HAS BEEN INSTALLED, TESTED, AND APPROVED. WHERE NEW SPEAKERS WILL BE INSTALLED IN SAME PLACE AS EXISTING, TEMPORARILY MOUNT EXISTING SPEAKER WHEN NEW SPEAKER IS INSTALLED. AFTER ACCEPTANCE OF NEW SPEAKER SYSTEM EXISTING SPEAKER, MOUNTING HARDWARE, CABLING, AND UNUSED RACEWAY SHALL BE DEMOLISHED BACK TO SOURCE.

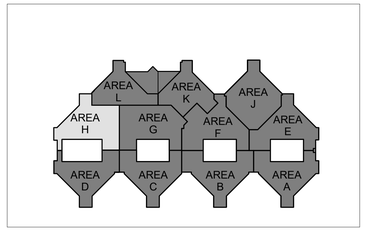

N

1 BLDG 100 - TELECOMMUNICATIONS DEMOLITION PLAN - LEVEL 3 - AREA H
3/32" = 1'-0"

FULLY SPRINKLERED

100% BID DOCUMENTS

No.	REVISION DESCRIPTION	DATE

7/18/2025 17:13:12

CONSULTANTS:

ARCHITECT
SPUR DESIGN
312 SW 25TH STREET
OKLAHOMA CITY, OK 73109
(405) 842-6100

MECH / ELEC / PLUMB / TELECOM
SPUR DESIGN
2519 MADISON AVE., STE 100
KANSAS CITY, MO 64108
(913) 369-7200

FIRE PROTECTION ENGINEER
RATED ENGINEERING
609 S. KELLY AVENUE, STE H2
EDMOND, OK 73003
(405) 210-5814

INDUSTRIAL HYGENIST
RIVERFRONT SAFETY & HEALTH
11140 S TOWNE SQUARE, STE 100
ST. LOUIS, MO 63123
(314) 917-0148

PHYSICAL SECURITY
FORCE PROTECT
10901 FRONT BEACH RD, UNIT 1415
PANAMA CITY BEACH, FL 32407
(502) 636-4232

ENGINEER: H2B #: 23-133

H2B, INC.
1225 NORTH LOOP WEST, # 800
HOUSTON, TEXAS 77008
(713) 864-2900

TEXAS FIRM REGISTRATION #: 8856

STAMP:
REGISTERED COMMUNICATIONS DISTRIBUTION DESIGNER
BICSI
KRISTOPHER G HETLAGE
BICSI ID # 329601
EXPIRES 12-31-27
RCDD
7/16/25

Drawing Title
TELECOMMUNICATIONS DEMOLITION PLANS - BUILDING 100 - LEVEL 3 - AREA H

VA Health Care System Approval:

Project Title
REPLACE/UPGRADE CAMPUS OVERHEAD PAGING SYSTEM

Location MICHAEL E. DEBAKEY VAMC
2002 HOLCOMBE BLVD
HOUSTON, TX 77030

Date	Checked	Drawn
07/21/2025	KGH	MDT

Project Number **580-25-101**

Building Number

Drawing Number
TND246
Drawing # 90 OF 231

Veterans Health Administration

VA | U.S. Department of Veterans Affairs

VA FORM 08-6231

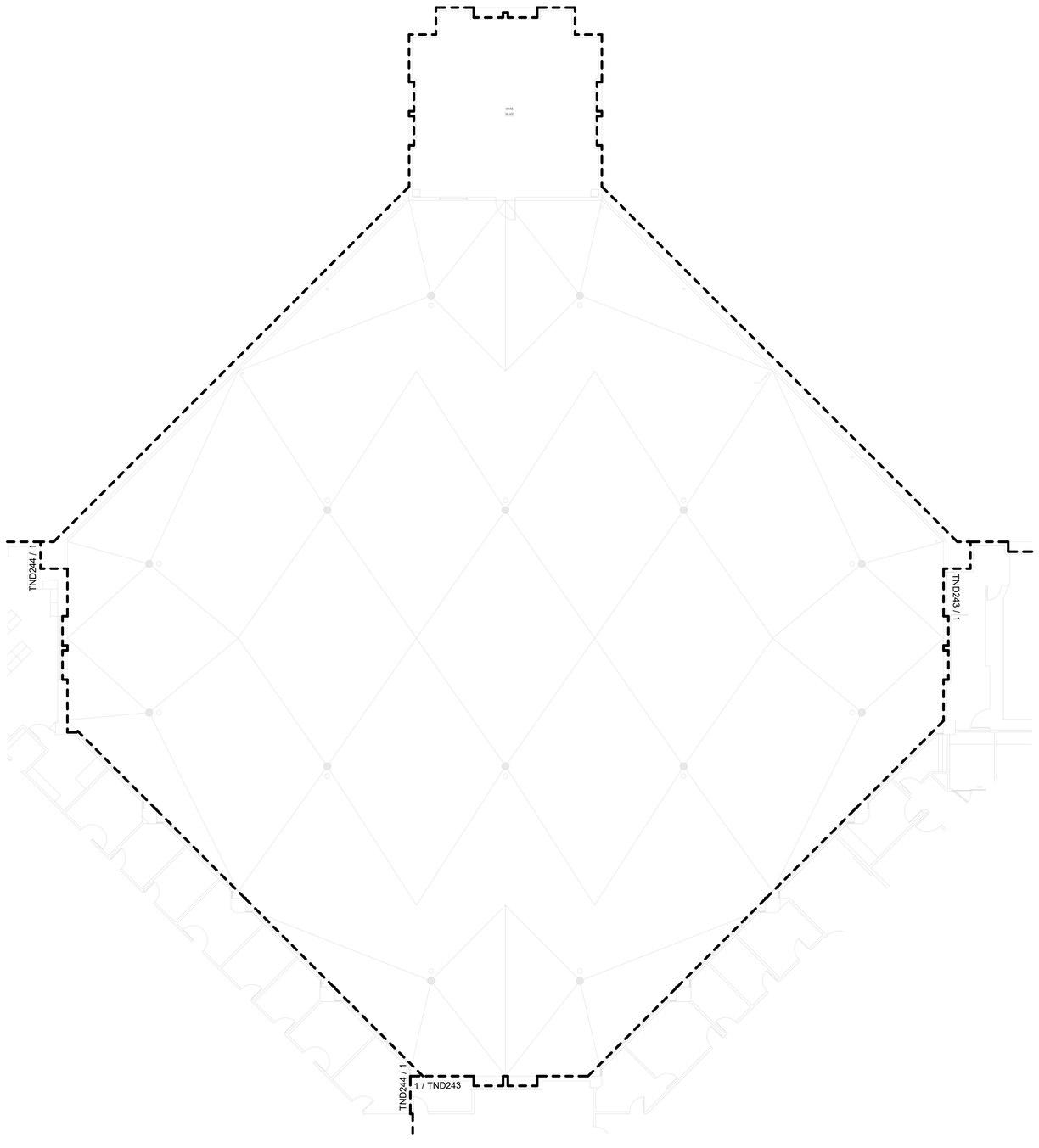

TELECOMMUNICATIONS GENERAL DEMOLIITON NOTES

A. DRAWING IS DIAGRAMMATIC IN NATURE AND IS NOT TO BE CONSTRUED AS ALL INCLUSIVE; FIELD VERIFY EXISTING CONDITIONS AND ADJUST WORK AS REQUIRED TO EXECUTE SPECIFIED WORK.

B. EXISTING CONDITIONS INDICATED ARE BASED ON GENERAL FIELD NOTES AND HISTORICAL DATA AND DOCUMENTATION AND ARE FOR REFERENCE PURPOSES ONLY TO DEFINE SCOPE OF WORK; FIELD VERIFY ALL CONDITIONS.

C. THIS SITE IS AN ACTIVE WORKING ENVIRONMENT; SYSTEMS SHALL NOT BE SHUTDOWN WITHOUT WRITTEN AUTHORIZATION; ALL REQUESTS SHALL BE SUBMITTED IN WRITING A MINIMUM OF TEN (10) WORKING-DAYS PRIOR TO PROPOSED ACTIVITY DATE OR NEED UNLESS DIRECTED OTHERWISE.

D. SEE T-001 TELECOMMUNICATIONS COVER SHEET FOR SYMBOLS DEFINITION:
1. SYMBOLS GRAYED/ HALFTONE: INDICATED FOR REFERENCE AND/OR INDICATING EXISTING UNLESS SPECIFICALLY NOTED OTHERWISE.
2. SYMBOLS DASHED OR SPECIFICALLY KEYED NOTED: INDICATES DEMOLITION WORK.

E. LOCATE EXISTING COMMUNICATIONS CABLE AND PATHWAYS THAT MAY BE AFFECTED BY DEMOLITION AND CONSTRUCTION PRIOR TO DEMOLITION, INCLUDING BUT NOT LIMITED TO SYSTEMS PATHWAYS AND SERVICE ENTRANCES.

F. VERIFY ACTUAL QUANTITIES AND LOCATIONS OF EXISTING EQUIPMENT TO BE DEMOLISHED WITH THE OWNER AND GENERAL CONTRACTOR PRIOR TO COMMENCEMENT OF DEMOLITION WORK.

G. PROVIDE PATCHING, PAINTING OR OTHER WORK NECESSARY TO REPAIR DAMAGE TO WALLS, CEILINGS, OR SIMILAR CAUSED BY THE DEMOLITION OF THE SYSTEM. COORDINATE REPAIR WORK WITH GENERAL CONTRACTOR AND OWNER.

H. PENETRATIONS IN FIRE RATED ASSEMBLIES RESULTING FROM THE REMOVAL OF EQUIPMENT, PATHWAYS, CABLING, OR OTHER EQUIPMENT SHALL BE FIRE STOPPED PER THE LATEST EDITION OF THE UL FIRE RESISTANCE DIRECTORY.

I. REFER TO ARCHITECTURAL PLANS FOR MORE INFORMATION REGARDING THE SCOPE OF DEMOLITION WORK.

J. DEMOLITION WORK INCLUDES REMOVAL OF OVERHEAD PA SYSTEM DEVICES, AND INFRASTRUCTURE INCLUDING EQUIPMENT MOUNTING, BACKBOXES, CABLING, PATHWAYS, HANGARS, AND OTHER SUPPORTS.

K. THE OWNER CLAIMS FIRST RIGHT OF REFUSAL FOR EXISTING EQUIPMENT. COORDINATE SALVAGE REQUIREMENTS WITH THE OWNER PRIOR TO DEMOLITION. IDENTIFY, TAG, AND CAREFULLY DECOMMISSION EQUIPMENT TO BE SALVAGED FOR THE OWNER. EQUIPMENT NOT WANTED BY THE OWNER SHALL BE REMOVED FROM THE SITE AT THE CONTRACTOR'S EXPENSE.

L. PROVIDE BLANK COVER PLATES MATCHING THE SURROUNDING SURFACES ON ALL BACKBOXES TO REMAIN IN PLACE.

M. A COMPLETELY NEW SYSTEM SHALL BE PROVIDED THROUGH THE VAMC CAMPUS. SEE SHEETS TN101 THROUGH TN420 FOR THE NEW SYSTEM DESIGN.

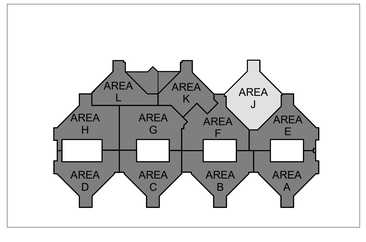

N

1 BLDG 100 - TELECOMMUNICATIONS DEMOLITION PLAN - LEVEL 3 - AREA J
3/32" = 1'-0"

FULLY SPRINKLERED

100% BID DOCUMENTS

No.	REVISION DESCRIPTION	DATE

7/18/2025 17:13:14

CONSULTANTS:

ARCHITECT
SPUR DESIGN
312 SW 25TH STREET
OKLAHOMA CITY, OK 73109
(405) 842-6100

MECH / ELEC / PLUMB / TELECOM
SPUR DESIGN
2519 MADISON AVE., STE 100
KANSAS CITY, MO 64108
(913) 369-7200

FIRE PROTECTION ENGINEER
RATED ENGINEERING
609 S. KELLY AVENUE, STE H2
EDMOND, OK 73003
(405) 210-5814

INDUSTRIAL HYGENIST
RIVERFRONT SAFETY & HEALTH
11140 S TOWNE SQUARE, STE 100
ST. LOUIS, MO 63123
(314) 917-0148

PHYSICAL SECURITY
FORCE PROTECT
10901 FRONT BEACH RD, UNIT 1415
PANAMA CITY BEACH, FL 32407
(502) 836-4232

ENGINEER: H2B #: 23-133

H2B, INC.
1225 NORTH LOOP WEST, # 800
HOUSTON, TEXAS 77008
(713) 864-2900

TEXAS FIRM REGISTRATION #: 8856

STAMP:
REGISTERED COMMUNICATIONS DISTRIBUTION DESIGNER
Bicsi
KRISTOPHER G HETLAGE
BICSI ID # 328601
EXPIRES 12-31-27
RCDD
7/21/25

Drawing Title
TELECOMMUNICATIONS DEMOLITION PLANS - BUILDING 100 - LEVEL 3 - AREA J

VA Health Care System Approval:

Project Title
REPLACE/UPGRADE CAMPUS OVERHEAD PAGING SYSTEM

Location: MICHAEL E. DEBAKEY VAMC, 2002 HOLCOMBE BLVD, HOUSTON, TX 77030

Date	Checked	Drawn
07/21/2025	KGH	MDT

Project Number: **580-25-101**

Building Number:

Drawing Number: **TND247**

Drawing # 91 OF 231

Veterans Health Administration

VA | U.S. Department of Veterans Affairs

VA FORM 08-6231

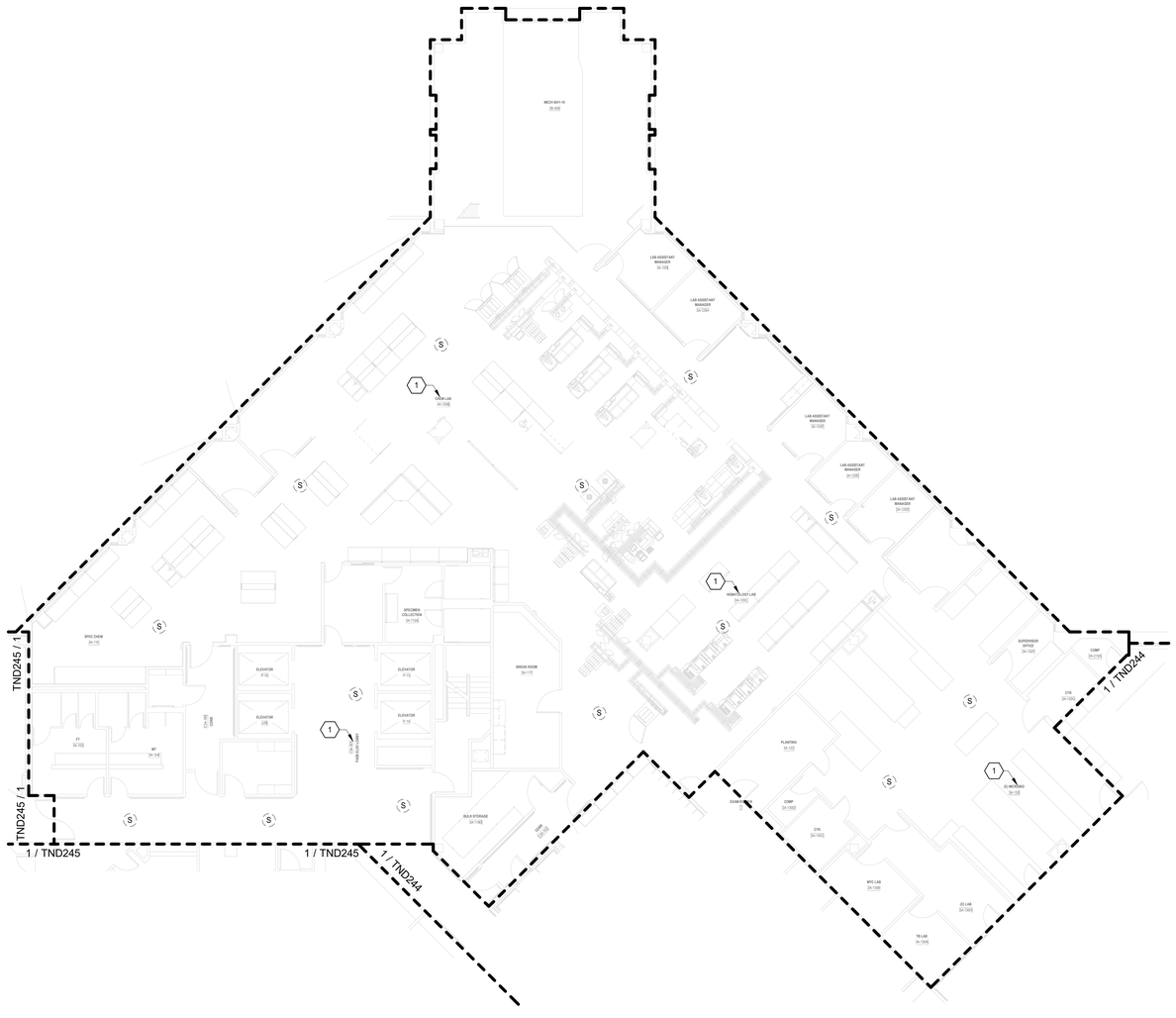

TELECOMMUNICATIONS GENERAL DEMOLIITON NOTES

A. DRAWING IS DIAGRAMMATIC IN NATURE AND IS NOT TO BE CONSTRUED AS ALL INCLUSIVE; FIELD VERIFY EXISTING CONDITIONS AND ADJUST WORK AS REQUIRED TO EXECUTE SPECIFIED WORK.

B. EXISTING CONDITIONS INDICATED ARE BASED ON GENERAL FIELD NOTES AND HISTORICAL DATA AND DOCUMENTATION AND ARE FOR REFERENCE PURPOSES ONLY TO DEFINE SCOPE OF WORK; FIELD VERIFY ALL CONDITIONS.

C. THIS SITE IS AN ACTIVE WORKING ENVIRONMENT; SYSTEMS SHALL NOT BE SHUTDOWN WITHOUT WRITTEN AUTHORIZATION; ALL REQUESTS SHALL BE SUBMITTED IN WRITING A MINIMUM OF TEN (10) WORKING-DAYS PRIOR TO PROPOSED ACTIVITY DATE OR NEED UNLESS DIRECTED OTHERWISE.

D. SEE T-001 TELECOMMUNICATIONS COVER SHEET FOR SYMBOLS DEFINITION:
1. SYMBOLS GRAYED/ HALFTONE: INDICATED FOR REFERENCE AND/OR INDICATING EXISTING UNLESS SPECIFICALLY NOTED OTHERWISE.
2. SYMBOLS DASHED OR SPECIFICALLY KEYED NOTED. INDICATES DEMOLITION WORK.

E. LOCATE EXISTING COMMUNICATIONS CABLE AND PATHWAYS THAT MAY BE AFFECTED BY DEMOLITION AND CONSTRUCTION PRIOR TO DEMOLITION, INCLUDING BUT NOT LIMITED TO SYSTEMS PATHWAYS AND SERVICE ENTRANCES.

F. VERIFY ACTUAL QUANTITIES AND LOCATIONS OF EXISTING EQUIPMENT TO BE DEMOLISHED WITH THE OWNER AND GENERAL CONTRACTOR PRIOR TO COMMENCEMENT OF DEMOLITION WORK.

G. PROVIDE PATCHING, PAINTING OR OTHER WORK.NECESSARY TO REPAIR DAMAGE TO WALLS, CEILINGS, OR SIMILAR CAUSED BY THE DEMOLITION OF THE SYSTEM. COORDINATE REPAIR WORK WITH GENERAL CONTRACTOR AND OWNER.

H. PENETRATIONS IN FIRE RATED ASSEMBLIES RESULTING FROM THE REMOVAL OF EQUIPMENT, PATHWAYS, CABLING, OR OTHER EQUIPMENT SHALL BE FIRE STOPPED PER THE LATEST EDITION OF THE UL FIRE RESISTANCE DIRECTORY.

I. REFER TO ARCHITECTURAL PLANS FOR MORE INFORMATION REGARDING THE SCOPE OF DEMOLITION WORK.

J. DEMOLITION WORK INCLUDES REMOVAL OF OVERHEAD PA SYSTEM DEVICES, AND INFRASTRUCTURE INCLUDING EQUIPMENT MOUNTING, BACKBOXES, CABLING, PATHWAYS, HANGARS, AND OTHER SUPPORTS.

K. THE OWNER CLAIMS FIRST RIGHT OF REFUSAL FOR EXISTING EQUIPMENT. COORDINATE SALVAGE REQUIREMENTS WITH THE OWNER PRIOR TO DEMOLITION. IDENTIFY, TAG, AND CAREFULLY DECOMMISSION EQUIPMENT TO BE SALVAGED FOR THE OWNER. EQUIPMENT NOT WANTED BY THE OWNER SHALL BE REMOVED FROM THE SITE AT THE CONTRACTOR'S EXPENSE.

L. PROVIDE BLANK COVER PLATES MATCHING THE SURROUNDING SURFACES ON ALL BACKBOXES TO REMAIN IN PLACE.

M. A COMPLETELY NEW SYSTEM SHALL BE PROVIDED THROUGH THE VAMC CAMPUS. SEE SHEETS TN101 THROUGH TN420 FOR THE NEW SYSTEM DESIGN.

TELECOMMUNICATIONS KEYNOTES

#	
1	EXISTING SPEAKER(S) INDICATED IN THIS AREA SHALL BE REPLACED WITH NEW IP-BASED PAGING SYSTEM. EXISTING SPEAKER TO REMAIN FUNCTIONAL UNTIL NEW IP-BASED SPEAKER SYSTEM HAS BEEN INSTALLED, TESTED, AND APPROVED. WHERE NEW SPEAKERS WILL BE INSTALLED IN SAME PLACE AS EXISTING, TEMPORARILY MOUNT EXISTING SPEAKER WHEN NEW SPEAKER IS INSTALLED. AFTER ACCEPTANCE OF NEW SPEAKER SYSTEM EXISTING SPEAKER, MOUNTING HARDWARE, CABLING, AND UNUSED RACEWAY SHALL BE DEMOLISHED BACK TO SOURCE.

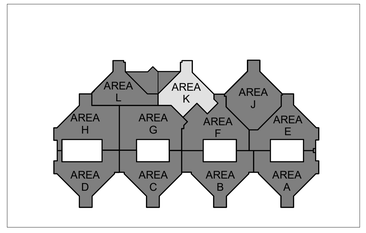

N

1 BLDG 100 - TELECOMMUNICATIONS DEMOLITION PLAN - LEVEL 3 - AREA K
3/32" = 1'-0"

FULLY SPRINKLERED

100% BID DOCUMENTS

No.	REVISION DESCRIPTION	DATE

7/18/2025 17:13:21

CONSULTANTS:

ARCHITECT
SPUR DESIGN
312 SW 25TH STREET
OKLAHOMA CITY, OK 73109
(405) 842-6100

MECH / ELEC / PLUMB / TELECOM
SPUR DESIGN
2519 MADISON AVE., STE 100
KANSAS CITY, MO 64108
(913) 369-7200

FIRE PROTECTION ENGINEER
RATED ENGINEERING
609 S. KELLY AVENUE, STE H2
EDMOND, OK 73003
(405) 210-5814

INDUSTRIAL HYGENIST
RIVERFRONT SAFETY & HEALTH
11140 S TOWNE SQUARE, STE 100
ST. LOUIS, MO 63123
(314) 917-0148

PHYSICAL SECURITY
FORCE PROTECT
10901 FRONT BEACH RD, UNIT 1415
PANAMA CITY BEACH, FL 32407
(502) 836-4232

ENGINEER: H2B #: 23-133

H2B, INC.
1225 NORTH LOAD LOOP WEST, # 800
HOUSTON, TEXAS 77008
(713) 864-2900

TEXAS FIRM REGISTRATION #: 8856

STAMP:
REGISTERED COMMUNICATIONS DISTRIBUTION DESIGNER
Bicsi
KRISTOPHER G HETLAGE
BICSI ID # 328601
EXPIRES 12-31-27
RCDD
7/17/25

Drawing Title
TELECOMMUNICATIONS DEMOLITION PLANS - BUILDING 100 - LEVEL 3 - AREA K

VA Health Care System Approval:

Project Title
REPLACE/UPGRADE CAMPUS OVERHEAD PAGING SYSTEM

Location MICHAEL E. DEBAKEY VAMC
2002 HOLCOMBE BLVD
HOUSTON, TX 77030

Date **07/21/2025** | Checked KGH | Drawn MDT

Project Number **580-25-101**

Building Number

Drawing Number
TND248
Drawing # 92 OF 231

Veterans Health Administration

VA U.S. Department of Veterans Affairs

VA FORM 08-6231

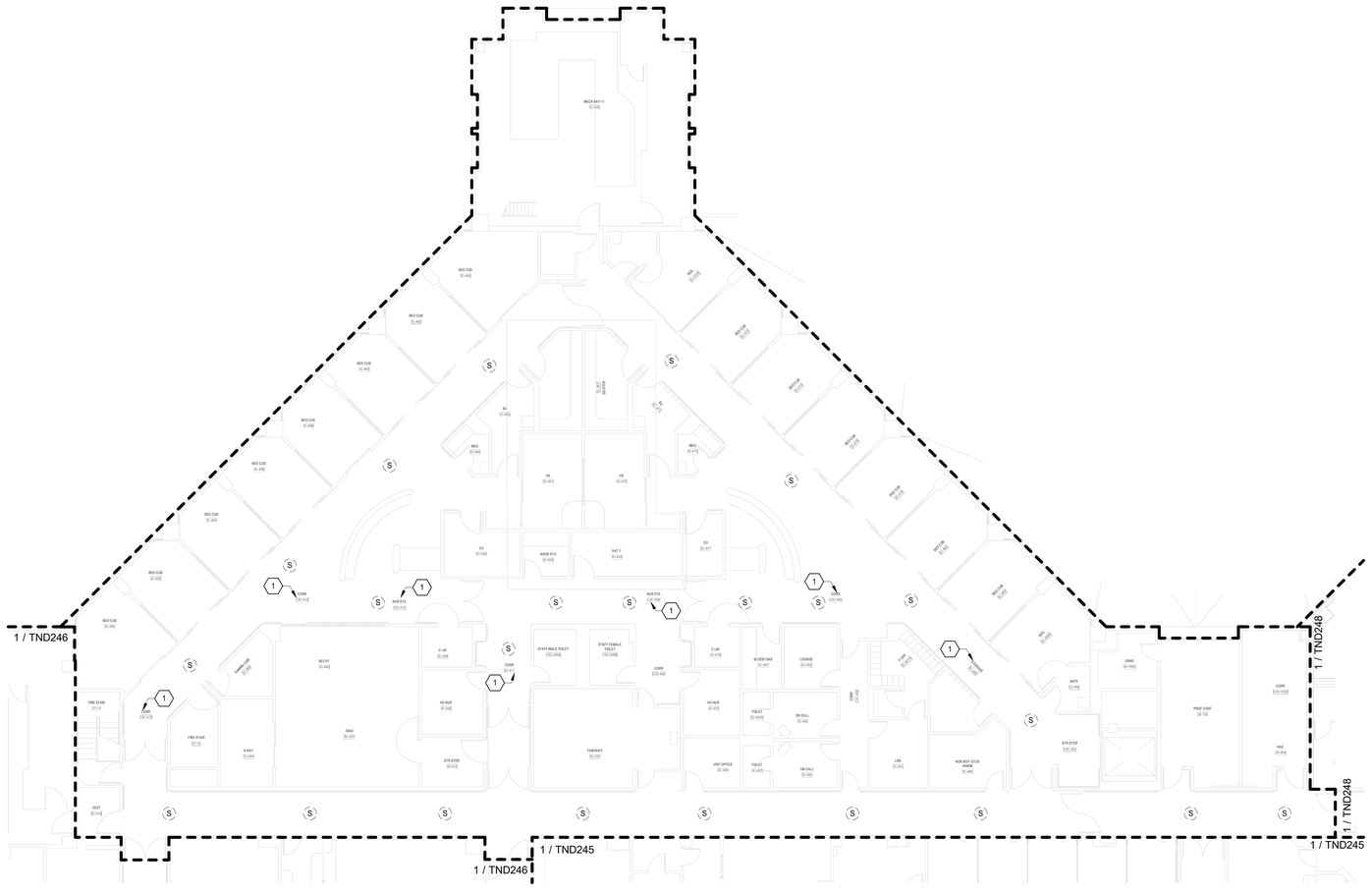

TELECOMMUNICATIONS GENERAL DEMOLIITON NOTES

A. DRAWING IS DIAGRAMMATIC IN NATURE AND IS NOT TO BE CONSTRUED AS ALL INCLUSIVE; FIELD VERIFY EXISTING CONDITIONS AND ADJUST WORK AS REQUIRED TO EXECUTE SPECIFIED WORK.

B. EXISTING CONDITIONS INDICATED ARE BASED ON GENERAL FIELD NOTES AND HISTORICAL DATA AND DOCUMENTATION AND ARE FOR REFERENCE PURPOSES ONLY TO DEFINE SCOPE OF WORK; FIELD VERIFY ALL CONDITIONS.

C. THIS SITE IS AN ACTIVE WORKING ENVIRONMENT; SYSTEMS SHALL NOT BE SHUTDOWN WITHOUT WRITTEN AUTHORIZATION; ALL REQUESTS SHALL BE SUBMITTED IN WRITING A MINIMUM OF TEN (10) WORKING-DAYS PRIOR TO PROPOSED ACTIVITY DATE OR NEED UNLESS DIRECTED OTHERWISE.

D. SEE T-001 TELECOMMUNICATIONS COVER SHEET FOR SYMBOLS DEFINITION:
1. SYMBOLS GRAYED/ HALFTONE: INDICATED FOR REFERENCE AND/OR INDICATING EXISTING UNLESS SPECIFICALLY NOTED OTHERWISE.
2. SYMBOLS DASHED OR SPECIFICALLY KEYED NOTED. INDICATES DEMOLITION WORK.

E. LOCATE EXISTING COMMUNICATIONS CABLE AND PATHWAYS THAT MAY BE AFFECTED BY DEMOLITION AND CONSTRUCTION PRIOR TO DEMOLITION, INCLUDING BUT NOT LIMITED TO SYSTEMS PATHWAYS AND SERVICE ENTRANCES.

F. VERIFY ACTUAL QUANTITIES AND LOCATIONS OF EXISTING EQUIPMENT TO BE DEMOLISHED WITH THE OWNER AND GENERAL CONTRACTOR PRIOR TO COMMENCEMENT OF DEMOLITION WORK.

G. PROVIDE PATCHING, PAINTING OR OTHER WORK NECESSARY TO REPAIR DAMAGE TO WALLS, CEILINGS, OR SIMILAR CAUSED BY THE DEMOLITION OF THE SYSTEM. COORDINATE REPAIR WORK WITH GENERAL CONTRACTOR AND OWNER.

H. PENETRATIONS IN FIRE RATED ASSEMBLIES RESULTING FROM THE REMOVAL OF EQUIPMENT, PATHWAYS, CABLING, OR OTHER EQUIPMENT SHALL BE FIRE STOPPED PER THE LATEST EDITION OF THE UL FIRE RESISTANCE DIRECTORY.

I. REFER TO ARCHITECTURAL PLANS FOR MORE INFORMATION REGARDING THE SCOPE OF DEMOLITION WORK.

J. DEMOLITION WORK INCLUDES REMOVAL OF OVERHEAD PA SYSTEM DEVICES, AND INFRASTRUCTURE INCLUDING EQUIPMENT MOUNTING, BACKBOXES, CABLING, PATHWAYS, HANGARS, AND OTHER SUPPORTS.

K. THE OWNER CLAIMS FIRST RIGHT OF REFUSAL FOR EXISTING EQUIPMENT. COORDINATE SALVAGE REQUIREMENTS WITH THE OWNER PRIOR TO DEMOLITION. IDENTIFY, TAG, AND CAREFULLY DECOMMISSION EQUIPMENT TO BE SALVAGED FOR THE OWNER. EQUIPMENT NOT WANTED BY THE OWNER SHALL BE REMOVED FROM THE SITE AT THE CONTRACTOR'S EXPENSE.

L. PROVIDE BLANK COVER PLATES MATCHING THE SURROUNDING SURFACES ON ALL BACKBOXES TO REMAIN IN PLACE.

M. A COMPLETELY NEW SYSTEM SHALL BE PROVIDED THROUGH THE VAMC CAMPUS. SEE SHEETS TN101 THROUGH TN420 FOR THE NEW SYSTEM DESIGN.

TELECOMMUNICATIONS KEYNOTES

#	
1	EXISTING SPEAKER(S) INDICATED IN THIS AREA SHALL BE REPLACED WITH NEW IP-BASED PAGING SYSTEM. EXISTING SPEAKER TO REMAIN FUNCTIONAL UNTIL NEW IP-BASED SPEAKER SYSTEM HAS BEEN INSTALLED, TESTED, AND APPROVED. WHERE NEW SPEAKERS WILL BE INSTALLED IN SAME PLACE AS EXISTING, TEMPORARILY MOUNT EXISTING SPEAKER WHEN NEW SPEAKER IS INSTALLED. AFTER ACCEPTANCE OF NEW SPEAKER SYSTEM EXISTING SPEAKER, MOUNTING HARDWARE, CABLING, AND UNUSED RACEWAY SHALL BE DEMOLISHED BACK TO SOURCE.

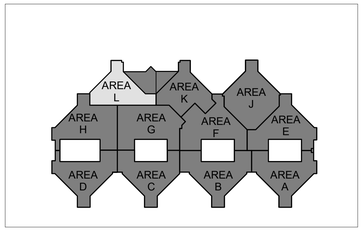

N

1 BLDG 100 - TELECOMMUNICATIONS DEMOLITION PLAN - LEVEL 3 - AREA L
3/32" = 1'-0"

FULLY SPRINKLERED

100% BID DOCUMENTS

No.	REVISION DESCRIPTION	DATE

CONSULTANTS:

ARCHITECT
SPUR DESIGN
312 SW 25TH STREET
OKLAHOMA CITY, OK 73109
(405) 842-6100

MECH / ELEC / PLUMB / TELECOM
SPUR DESIGN
2519 MADISON AVE., STE 100
KANSAS CITY, MO 64108
(913) 369-7200

FIRE PROTECTION ENGINEER
RATED ENGINEERING
609 S. KELLY AVENUE, STE H2
EDMOND, OK 73003
(405) 210-5814

INDUSTRIAL HYGENIST
RIVERFRONT SAFETY & HEALTH
11140 S TOWNE SQUARE, STE 100
ST. LOUIS, MO 63123
(314) 917-0148

PHYSICAL SECURITY
FORCE PROTECT
10901 FRONT BEACH RD, UNIT 1415
PANAMA CITY BEACH, FL 32407
(502) 836-4232

ENGINEER: H2B #: 23-133

H2B, INC.
1225 NORTH LOOP WEST, # 800
HOUSTON, TEXAS 77008
(713) 864-2900

TEXAS FIRM REGISTRATION #: 8856

STAMP:
REGISTERED COMMUNICATIONS DISTRIBUTION DESIGNER
BICSI
KRISTOPHER G HETLAGE
BICSI ID # 328601
EXPIRES 12-31-27
RCDD
9/4/25

Drawing Title
TELECOMMUNICATIONS DEMOLITION PLANS - BUILDING 100 - LEVEL 3 - AREA L

VA Health Care System Approval:

Project Title
REPLACE/UPGRADE CAMPUS OVERHEAD PAGING SYSTEM

Location MICHAEL E. DEBAKEY VAMC
2002 HOLCOMBE BLVD
HOUSTON, TX 77030

Date **07/21/2025** | Checked KGH | Drawn MDT

Project Number **580-25-101**

Building Number

Drawing Number
TND249
Drawing # 93 OF 231

Veterans Health Administration

VA U.S. Department of Veterans Affairs

7/18/2025 17:13:26

VA FORM 08-6231

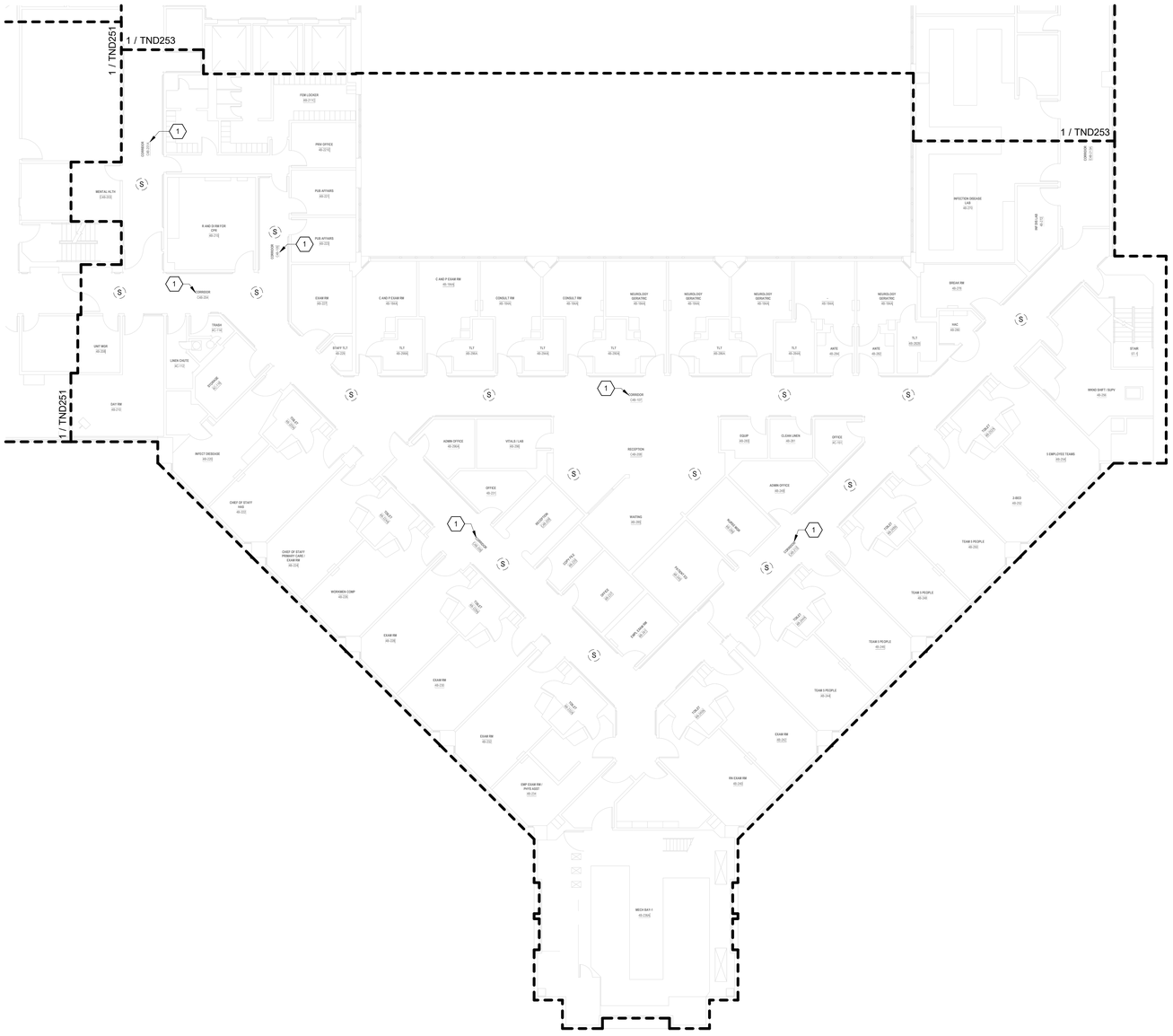

TELECOMMUNICATIONS GENERAL DEMOLIITON NOTES

A. DRAWING IS DIAGRAMMATIC IN NATURE AND IS NOT TO BE CONSTRUED AS ALL INCLUSIVE; FIELD VERIFY EXISTING CONDITIONS AND ADJUST WORK AS REQUIRED TO EXECUTE SPECIFIED WORK.

B. EXISTING CONDITIONS INDICATED ARE BASED ON GENERAL FIELD NOTES AND HISTORICAL DATA AND DOCUMENTATION AND ARE FOR REFERENCE PURPOSES ONLY TO DEFINE SCOPE OF WORK; FIELD VERIFY ALL CONDITIONS.

C. THIS SITE IS AN ACTIVE WORKING ENVIRONMENT; SYSTEMS SHALL NOT BE SHUTDOWN WITHOUT WRITTEN AUTHORIZATION; ALL REQUESTS SHALL BE SUBMITTED IN WRITING A MINIMUM OF TEN (10) WORKING-DAYS PRIOR TO PROPOSED ACTIVITY DATE OR NEED UNLESS DIRECTED OTHERWISE.

D. SEE T-001 TELECOMMUNICATIONS COVER SHEET FOR SYMBOLS DEFINITION:
1. SYMBOLS GRAYED/ HALFTONE: INDICATED FOR REFERENCE AND/OR INDICATING EXISTING UNLESS SPECIFICALLY NOTED OTHERWISE.
2. SYMBOLS DASHED OR SPECIFICALLY KEYED NOTED: INDICATES DEMOLITION WORK.

E. LOCATE EXISTING COMMUNICATIONS CABLE AND PATHWAYS THAT MAY BE AFFECTED BY DEMOLITION AND CONSTRUCTION PRIOR TO DEMOLITION, INCLUDING BUT NOT LIMITED TO SYSTEMS PATHWAYS AND SERVICE ENTRANCES.

F. VERIFY ACTUAL QUANTITIES AND LOCATIONS OF EXISTING EQUIPMENT TO BE DEMOLISHED WITH THE OWNER AND GENERAL CONTRACTOR PRIOR TO COMMENCEMENT OF DEMOLITION WORK.

G. PROVIDE PATCHING, PAINTING OR OTHER WORK NECESSARY TO REPAIR DAMAGE TO WALLS, CEILINGS, OR SIMILAR CAUSED BY THE DEMOLITION OF THE SYSTEM. COORDINATE REPAIR WORK WITH GENERAL CONTRACTOR AND OWNER.

H. PENETRATIONS IN FIRE RATED ASSEMBLIES RESULTING FROM THE REMOVAL OF EQUIPMENT, PATHWAYS, CABLING, OR OTHER EQUIPMENT SHALL BE FIRE STOPPED PER THE LATEST EDITION OF THE UL FIRE RESISTANCE DIRECTORY.

I. REFER TO ARCHITECTURAL PLANS FOR MORE INFORMATION REGARDING THE SCOPE OF DEMOLITION WORK.

J. DEMOLITION WORK INCLUDES REMOVAL OF OVERHEAD PA SYSTEM DEVICES, AND INFRASTRUCTURE INCLUDING EQUIPMENT MOUNTING, BACKBOXES, CABLING, PATHWAYS, HANGARS, AND OTHER SUPPORTS.

K. THE OWNER CLAIMS FIRST RIGHT OF REFUSAL FOR EXISTING EQUIPMENT. COORDINATE SALVAGE REQUIREMENTS WITH THE OWNER PRIOR TO DEMOLITION. IDENTIFY, TAG, AND CAREFULLY DECOMMISSION EQUIPMENT TO BE SALVAGED FOR THE OWNER. EQUIPMENT NOT WANTED BY THE OWNER SHALL BE REMOVED FROM THE SITE AT THE CONTRACTOR'S EXPENSE.

L. PROVIDE BLANK COVER PLATES MATCHING THE SURROUNDING SURFACES ON ALL BACKBOXES TO REMAIN IN PLACE.

M. A COMPLETELY NEW SYSTEM SHALL BE PROVIDED THROUGH THE VAMC CAMPUS. SEE SHEETS TN101 THROUGH TN420 FOR THE NEW SYSTEM DESIGN.

TELECOMMUNICATIONS KEYNOTES

#	
1	EXISTING SPEAKER(S) INDICATED IN THIS AREA SHALL BE REPLACED WITH NEW IP-BASED PAGING SYSTEM. EXISTING SPEAKER TO REMAIN FUNCTIONAL UNTIL NEW IP-BASED SPEAKER SYSTEM HAS BEEN INSTALLED, TESTED, AND APPROVED. WHERE NEW SPEAKERS WILL BE INSTALLED IN SAME PLACE AS EXISTING, TEMPORARILY MOUNT EXISTING SPEAKER WHEN NEW SPEAKER IS INSTALLED. AFTER ACCEPTANCE OF NEW SPEAKER SYSTEM EXISTING SPEAKER, MOUNTING HARDWARE, CABLING, AND UNUSED RACEWAY SHALL BE DEMOLISHED BACK TO SOURCE.

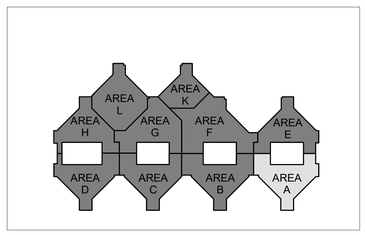

N

1 BLDG 100 - TELECOMMUNICATIONS DEMOLITION PLAN - LEVEL 4 - AREA A
3/32" = 1'-0"

FULLY SPRINKLERED

100% BID DOCUMENTS

No.	REVISION DESCRIPTION	DATE

CONSULTANTS:

ARCHITECT
SPUR DESIGN
312 SW 25TH STREET
OKLAHOMA CITY, OK 73109
(405) 842-6100

MECH / ELEC / PLUMB / TELECOM
SPUR DESIGN
2519 MADISON AVE., STE 100
KANSAS CITY, MO 64108
(913) 369-7200

FIRE PROTECTION ENGINEER
RATED ENGINEERING
609 S. KELLY AVENUE, STE H2
EDMOND, OK 73003
(405) 210-5814

INDUSTRIAL HYGENIST
RIVERFRONT SAFETY & HEALTH
11140 S TOWNE SQUARE, STE 100
ST. LOUIS, MO 63123
(314) 917-0148

PHYSICAL SECURITY
FORCE PROTECT
10901 FRONT BEACH RD, UNIT 1415
PANAMA CITY BEACH, FL 32407
(502) 836-4232

ENGINEER: H2B #: 23-133

H2B, INC.
1225 NORTH LOOP WEST, # 800
HOUSTON, TEXAS 77008
(713) 864-2900

TEXAS FIRM REGISTRATION #: 8856

STAMP:
REGISTERED COMMUNICATIONS DISTRIBUTION DESIGNER
Bicsi
KRISTOPHER G HETLAGE
BICSI ID # 339601
EXPIRES 12-31-27
RCDD
7/18/25

Drawing Title
TELECOMMUNICATIONS DEMOLITION PLANS - BUILDING 100 - LEVEL 4 - AREA A

VA Health Care System Approval:

Project Title
REPLACE/UPGRADE CAMPUS OVERHEAD PAGING SYSTEM

Location: MICHAEL E. DEBAKEY VAMC, 2002 HOLCOMBE BLVD, HOUSTON, TX 77030

Date: **07/21/2025** | Checked: KGH | Drawn: MDT

Project Number: **580-25-101**

Building Number: 100

Drawing Number: **TND250**

Drawing # 94 OF 231

Veterans Health Administration

VA | U.S. Department of Veterans Affairs

7/18/2025 17:13:31

VA FORM 08-6231

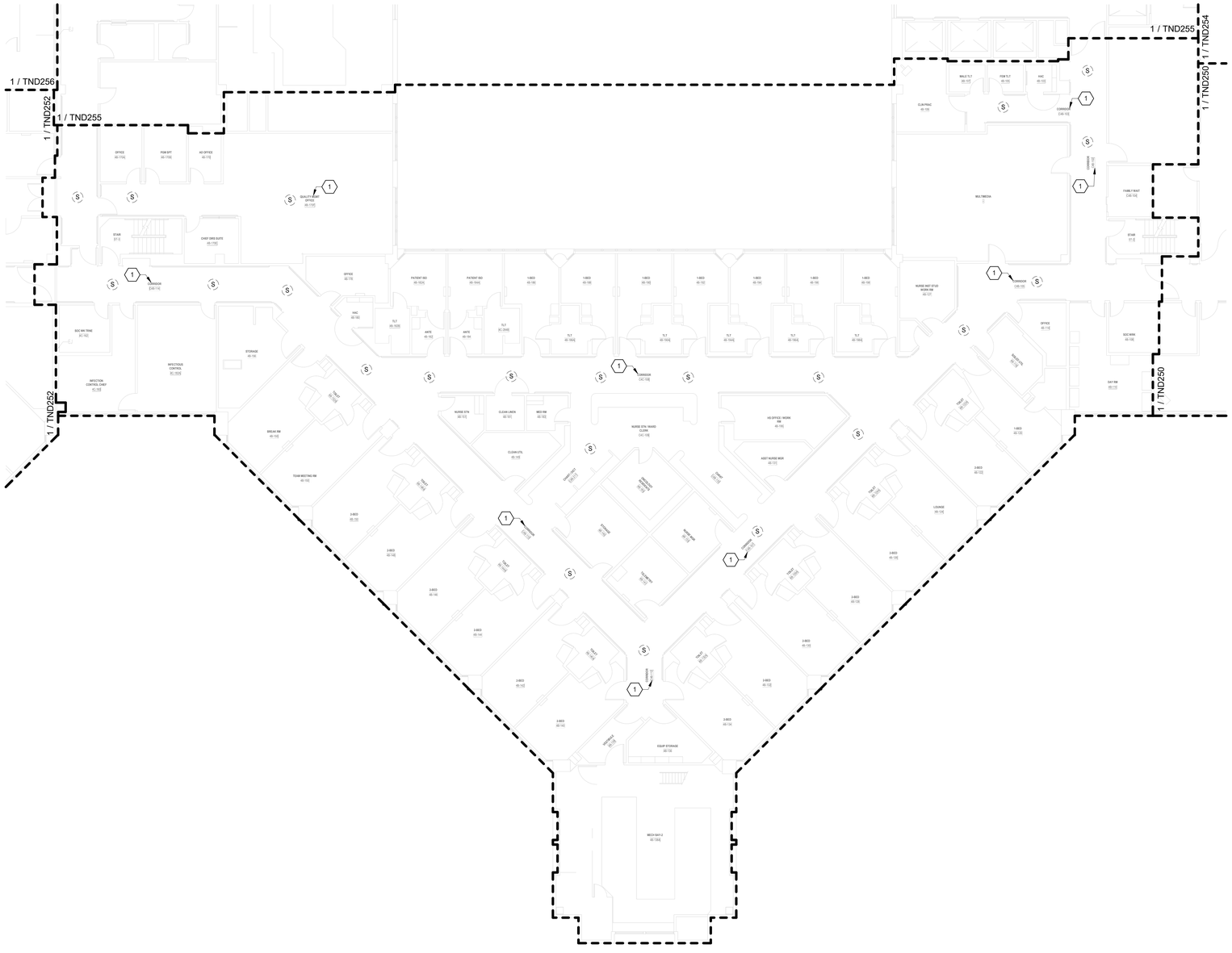

TELECOMMUNICATIONS GENERAL DEMOLIITON NOTES

A. DRAWING IS DIAGRAMMATIC IN NATURE AND IS NOT TO BE CONSTRUED AS ALL INCLUSIVE; FIELD VERIFY EXISTING CONDITIONS AND ADJUST WORK AS REQUIRED TO EXECUTE SPECIFIED WORK.

B. EXISTING CONDITIONS INDICATED ARE BASED ON GENERAL FIELD NOTES AND HISTORICAL DATA AND DOCUMENTATION AND ARE FOR REFERENCE PURPOSES ONLY TO DEFINE SCOPE OF WORK; FIELD VERIFY ALL CONDITIONS.

C. THIS SITE IS AN ACTIVE WORKING ENVIRONMENT; SYSTEMS SHALL NOT BE SHUTDOWN WITHOUT WRITTEN AUTHORIZATION; ALL REQUESTS SHALL BE SUBMITTED IN WRITING A MINIMUM OF TEN (10) WORKING-DAYS PRIOR TO PROPOSED ACTIVITY DATE OR NEED UNLESS DIRECTED OTHERWISE.

D. SEE T-001 TELECOMMUNICATIONS COVER SHEET FOR SYMBOLS DEFINITION:
1. SYMBOLS GRAYED/ HALFTONE: INDICATED FOR REFERENCE AND/OR INDICATING EXISTING UNLESS SPECIFICALLY NOTED OTHERWISE.
2. SYMBOLS DASHED OR SPECIFICALLY KEYED NOTED. INDICATES DEMOLITION WORK.

E. LOCATE EXISTING COMMUNICATIONS CABLE AND PATHWAYS THAT MAY BE AFFECTED BY DEMOLITION AND CONSTRUCTION PRIOR TO DEMOLITION, INCLUDING BUT NOT LIMITED TO SYSTEMS PATHWAYS AND SERVICE ENTRANCES.

F. VERIFY ACTUAL QUANTITIES AND LOCATIONS OF EXISTING EQUIPMENT TO BE DEMOLISHED WITH THE OWNER AND GENERAL CONTRACTOR PRIOR TO COMMENCEMENT OF DEMOLITION WORK.

G. PROVIDE PATCHING, PAINTING OR OTHER WORK.NECESSARY TO REPAIR DAMAGE TO WALLS, CEILINGS, OR SIMILAR CAUSED BY THE DEMOLITION OF THE SYSTEM. COORDINATE REPAIR WORK WITH GENERAL CONTRACTOR AND OWNER.

H. PENETRATIONS IN FIRE RATED ASSEMBLIES RESULTING FROM THE REMOVAL OF EQUIPMENT, PATHWAYS, CABLING, OR OTHER EQUIPMENT SHALL BE FIRE STOPPED PER THE LATEST EDITION OF THE UL FIRE RESISTANCE DIRECTORY.

I. REFER TO ARCHITECTURAL PLANS FOR MORE INFORMATION REGARDING THE SCOPE OF DEMOLITION WORK.

J. DEMOLITION WORK INCLUDES REMOVAL OF OVERHEAD PA SYSTEM DEVICES, AND INFRASTRUCTURE INCLUDING EQUIPMENT MOUNTING, BACKBOXES, CABLING, PATHWAYS, HANGARS, AND OTHER SUPPORTS.

K. THE OWNER CLAIMS FIRST RIGHT OR REFUSAL FOR EXISTING EQUIPMENT. COORDINATE SALVAGE REQUIREMENTS WITH THE OWNER PRIOR TO DEMOLITION. IDENTIFY, TAG, AND CAREFULLY DECOMMISSION EQUIPMENT TO BE SALVAGED FOR THE OWNER. EQUIPMENT NOT WANTED BY THE OWNER SHALL BE REMOVED FROM THE SITE AT THE CONTRACTOR'S EXPENSE.

L. PROVIDE BLANK COVER PLATES MATCHING THE SURROUNDING SURFACES ON ALL BACKBOXES TO REMAIN IN PLACE.

M. A COMPLETELY NEW SYSTEM SHALL BE PROVIDED THROUGH THE VAMC CAMPUS. SEE SHEETS TN101 THROUGH TN420 FOR THE NEW SYSTEM DESIGN.

TELECOMMUNICATIONS KEYNOTES

#	
1	EXISTING SPEAKER(S) INDICATED IN THIS AREA SHALL BE REPLACED WITH NEW IP-BASED PAGING SYSTEM. EXISTING SPEAKER TO REMAIN FUNCTIONAL UNTIL NEW IP-BASED SPEAKER SYSTEM HAS BEEN INSTALLED, TESTED, AND APPROVED. WHERE NEW SPEAKERS WILL BE INSTALLED IN SAME PLACE AS EXISTING, TEMPORARILY MOUNT EXISTING SPEAKER WHEN NEW SPEAKER IS INSTALLED. AFTER ACCEPTANCE OF NEW SPEAKER SYSTEM EXISTING SPEAKER, MOUNTING HARDWARE, CABLING, AND UNUSED RACEWAY SHALL BE DEMOLISHED BACK TO SOURCE.

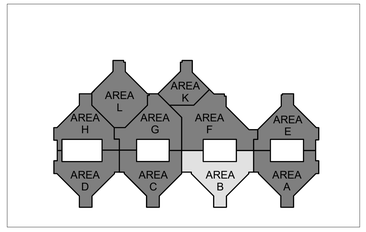

N

1 BLDG 100 - TELECOMMUNICATIONS DEMOLITION PLAN - LEVEL 4 - AREA B
3/32" = 1'-0"

FULLY SPRINKLERED

100% BID DOCUMENTS

No.	REVISION DESCRIPTION	DATE

CONSULTANTS:

ARCHITECT
SPUR DESIGN
312 SW 25TH STREET
OKLAHOMA CITY, OK 73109
(405) 842-6100

MECH / ELEC / PLUMB / TELECOM
SPUR DESIGN
2519 MADISON AVE., STE 100
KANSAS CITY, MO 64108
(913) 369-7200

FIRE PROTECTION ENGINEER
RATED ENGINEERING
609 S. KELLY AVENUE, STE H2
EDMOND, OK 73003
(405) 210-5814

INDUSTRIAL HYGENIST
RIVERFRONT SAFETY & HEALTH
11140 S TOWNE SQUARE, STE 100
ST. LOUIS, MO 63123
(314) 917-0148

PHYSICAL SECURITY
FORCE PROTECT
10901 FRONT BEACH RD, UNIT 1415
PANAMA CITY BEACH, FL 32407
(502) 836-4232

ENGINEER: H2B #: 23-133

H2B, INC.
1225 NORTH LOOP WEST, # 800
HOUSTON, TEXAS 77008
(713) 864-2900

TEXAS FIRM REGISTRATION #: 8856

STAMP:
REGISTERED COMMUNICATIONS DISTRIBUTION DESIGNER
BICSI
KRISTOPHER Q. HETLAGE
BICSI ID # 328601
EXPIRES 12-31-27
RCDD
7/14/25

Drawing Title
TELECOMMUNICATIONS DEMOLITION PLANS - BUILDING 100 - LEVEL 4 - AREA B

VA Health Care System Approval:

Project Title
REPLACE/UPGRADE CAMPUS OVERHEAD PAGING SYSTEM
100

Location MICHAEL E. DEBAKEY VAMC
2002 HOLCOMBE BLVD
HOUSTON, TX 77030

Date	Checked	Drawn
07/21/2025	KGH	MDT

Project Number
580-25-101

Building Number

Drawing Number
TND251
Drawing # 95 OF 231

Veterans Health Administration

VA U.S. Department of Veterans Affairs

7/18/2025 17:13:36

VA FORM 08-6231

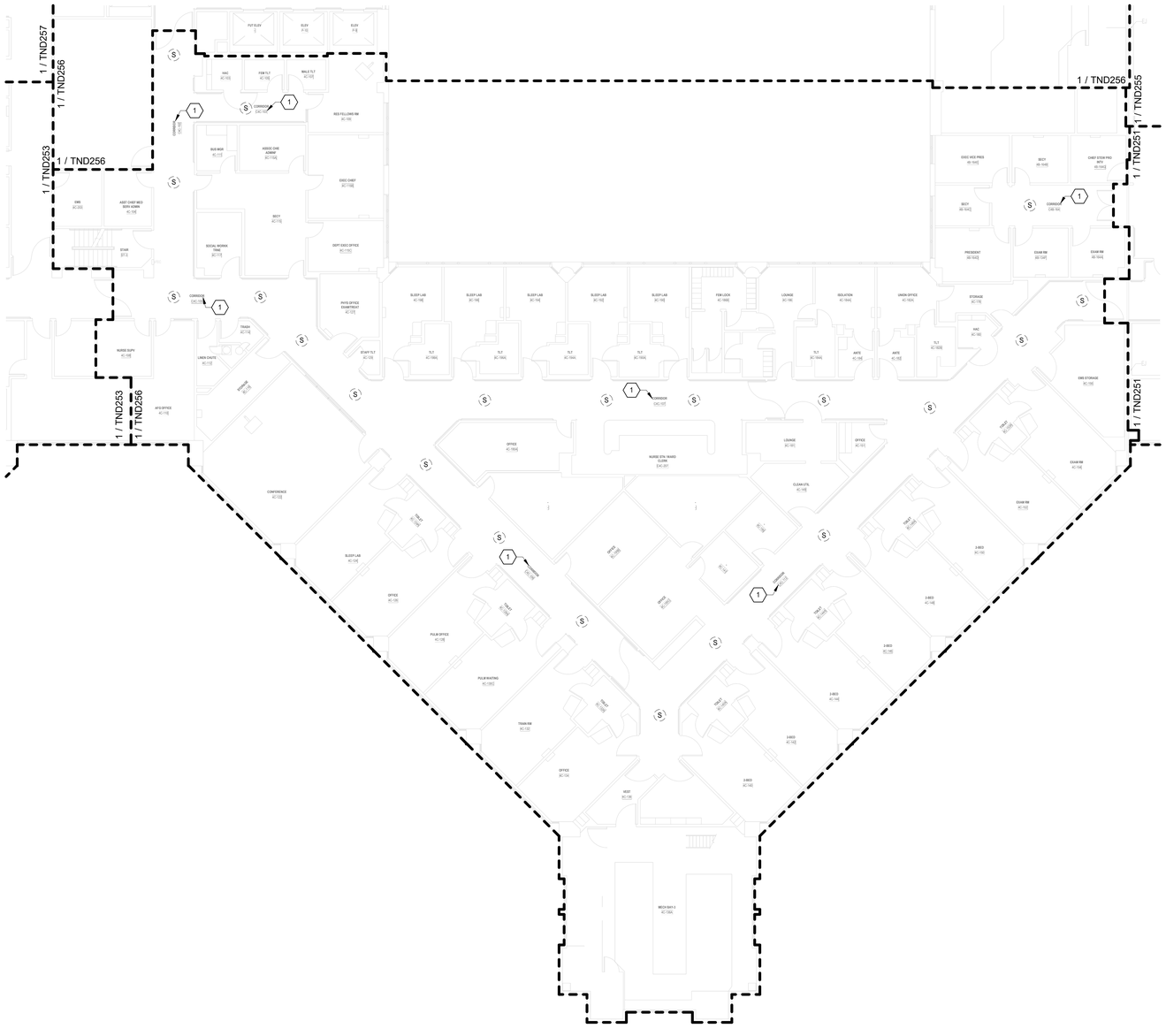

TELECOMMUNICATIONS GENERAL DEMOLIITON NOTES

A. DRAWING IS DIAGRAMMATIC IN NATURE AND IS NOT TO BE CONSTRUED AS ALL INCLUSIVE; FIELD VERIFY EXISTING CONDITIONS AND ADJUST WORK AS REQUIRED TO EXECUTE SPECIFIED WORK.

B. EXISTING CONDITIONS INDICATED ARE BASED ON GENERAL FIELD NOTES AND HISTORICAL DATA AND DOCUMENTATION AND ARE FOR REFERENCE PURPOSES ONLY TO DEFINE SCOPE OF WORK; FIELD VERIFY ALL CONDITIONS.

C. THIS SITE IS AN ACTIVE WORKING ENVIRONMENT; SYSTEMS SHALL NOT BE SHUTDOWN WITHOUT WRITTEN AUTHORIZATION; ALL REQUESTS SHALL BE SUBMITTED IN WRITING A MINIMUM OF TEN (10) WORKING-DAYS PRIOR TO PROPOSED ACTIVITY DATE OR NEED UNLESS DIRECTED OTHERWISE.

D. SEE T-001 TELECOMMUNICATIONS COVER SHEET FOR SYMBOLS DEFINITION:
1. SYMBOLS GRAYED/ HALFTONE: INDICATED FOR REFERENCE AND/OR INDICATING EXISTING UNLESS SPECIFICALLY NOTED OTHERWISE.
2. SYMBOLS DASHED OR SPECIFICALLY KEYED NOTED. INDICATES DEMOLITION WORK.

E. LOCATE EXISTING COMMUNICATIONS CABLE AND PATHWAYS THAT MAY BE AFFECTED BY DEMOLITION AND CONSTRUCTION PRIOR TO DEMOLITION, INCLUDING BUT NOT LIMITED TO SYSTEMS PATHWAYS AND SERVICE ENTRANCES.

F. VERIFY ACTUAL QUANTITIES AND LOCATIONS OF EXISTING EQUIPMENT TO BE DEMOLISHED WITH THE OWNER AND GENERAL CONTRACTOR PRIOR TO COMMENCEMENT OF DEMOLITION WORK.

G. PROVIDE PATCHING, PAINTING OR OTHER WORK.NECESSARY TO REPAIR DAMAGE TO WALLS, CEILINGS, OR SIMILAR CAUSED BY THE DEMOLITION OF THE SYSTEM. COORDINATE REPAIR WORK WITH GENERAL CONTRACTOR AND OWNER.

H. PENETRATIONS IN FIRE RATED ASSEMBLIES RESULTING FROM THE REMOVAL OF EQUIPMENT, PATHWAYS, CABLING, OR OTHER EQUIPMENT SHALL BE FIRE STOPPED PER THE LATEST EDITION OF THE UL FIRE RESISTANCE DIRECTORY.

I. REFER TO ARCHITECTURAL PLANS FOR MORE INFORMATION REGARDING THE SCOPE OF DEMOLITION WORK.

J. DEMOLITION WORK INCLUDES REMOVAL OF OVERHEAD PA SYSTEM DEVICES, AND INFRASTRUCTURE INCLUDING EQUIPMENT MOUNTING, BACKBOXES, CABLING, PATHWAYS, HANGARS, AND OTHER SUPPORTS.

K. THE OWNER CLAIMS FIRST RIGHT OF REFUSAL FOR EXISTING EQUIPMENT. COORDINATE SALVAGE REQUIREMENTS WITH THE OWNER PRIOR TO DEMOLITION. IDENTIFY, TAG, AND CAREFULLY DECOMMISSION EQUIPMENT TO BE SALVAGED FOR THE OWNER. EQUIPMENT NOT WANTED BY THE OWNER SHALL BE REMOVED FROM THE SITE AT THE CONTRACTOR'S EXPENSE.

L. PROVIDE BLANK COVER PLATES MATCHING THE SURROUNDING SURFACES ON ALL BACKBOXES TO REMAIN IN PLACE.

M. A COMPLETELY NEW SYSTEM SHALL BE PROVIDED THROUGH THE VAMC CAMPUS. SEE SHEETS TN101 THROUGH TN420 FOR THE NEW SYSTEM DESIGN.

TELECOMMUNICATIONS KEYNOTES

#	
1	EXISTING SPEAKER(S) INDICATED IN THIS AREA SHALL BE REPLACED WITH NEW IP-BASED PAGING SYSTEM. EXISTING SPEAKER TO REMAIN FUNCTIONAL UNTIL NEW IP-BASED SPEAKER SYSTEM HAS BEEN INSTALLED, TESTED, AND APPROVED. WHERE NEW SPEAKERS WILL BE INSTALLED IN SAME PLACE AS EXISTING, TEMPORARILY MOUNT EXISTING SPEAKER WHEN NEW SPEAKER IS INSTALLED. AFTER ACCEPTANCE OF NEW SPEAKER SYSTEM EXISTING SPEAKER, MOUNTING HARDWARE, CABLING, AND UNUSED RACEWAY SHALL BE DEMOLISHED BACK TO SOURCE.

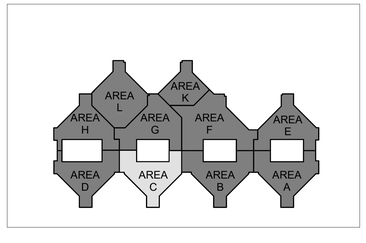

N

1 BLDG 100 - TELECOMMUNICATIONS DEMOLITION PLAN - LEVEL 4 - AREA C
3/32" = 1'-0"

FULLY SPRINKLERED

100% BID DOCUMENTS

No.	REVISION DESCRIPTION	DATE

CONSULTANTS:

ARCHITECT
SPUR DESIGN
312 SW 25TH STREET
OKLAHOMA CITY, OK 73109
(405) 842-6100

MECH / ELEC / PLUMB / TELECOM
SPUR DESIGN
2519 MADISON AVE., STE 100
KANSAS CITY, MO 64108
(913) 369-7200

FIRE PROTECTION ENGINEER
RATED ENGINEERING
609 S. KELLY AVENUE, STE H2
EDMOND, OK 73003
(405) 210-5814

INDUSTRIAL HYGENIST
RIVERFRONT SAFETY & HEALTH
11140 S TOWNE SQUARE, STE 100
ST. LOUIS, MO 63123
(314) 917-0148

PHYSICAL SECURITY
FORCE PROTECT
10901 FRONT BEACH RD, UNIT 1415
PANAMA CITY BEACH, FL 32407
(502) 836-4232

ENGINEER: H2B #: 23-133

H2B, INC.
1225 NORTH LOOP WEST, # 800
HOUSTON, TEXAS 77008
(713) 864-2900

TEXAS FIRM REGISTRATION #: 8856

STAMP:
REGISTERED COMMUNICATIONS DISTRIBUTION DESIGNER
BICSI
KRISTOPHER G HETLAGE
BICSI ID # 328501
EXPIRES 12-31-27
RCDD
7/16/25

Drawing Title
TELECOMMUNICATIONS DEMOLITION PLANS - BUILDING 100 - LEVEL 4 - AREA C

VA Health Care System Approval:

Project Title
REPLACE/UPGRADE CAMPUS OVERHEAD PAGING SYSTEM

Location MICHAEL E. DEBAKEY VAMC
2002 HOLCOMBE BLVD
HOUSTON, TX 77030

Date	Checked	Drawn
07/21/2025	KGH	MDT

Project Number
580-25-101

Building Number
100

Drawing Number
TND252
Drawing # 96 OF 231

Veterans Health Administration

U.S. Department of Veterans Affairs

7/18/2025 17:13:41

VA FORM 08-6231

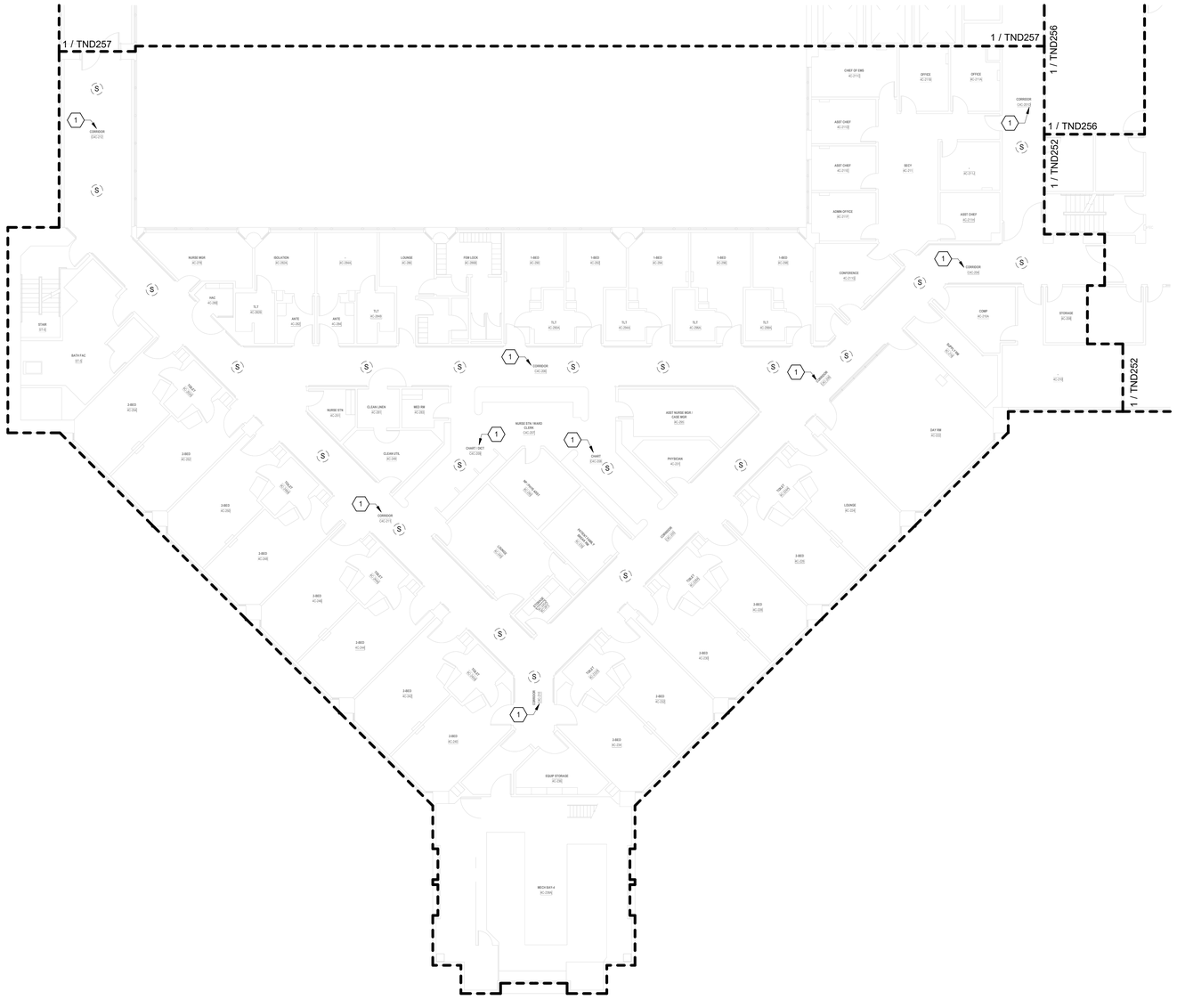

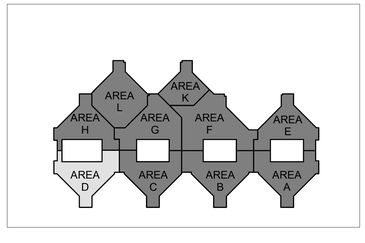

N

1 BLDG 100 - TELECOMMUNICATIONS DEMOLITION PLAN - LEVEL 4 - AREA D
3/32" = 1'-0"

TELECOMMUNICATIONS GENERAL DEMOLIITON NOTES

A. DRAWING IS DIAGRAMMATIC IN NATURE AND IS NOT TO BE CONSTRUED AS ALL INCLUSIVE; FIELD VERIFY EXISTING CONDITIONS AND ADJUST WORK AS REQUIRED TO EXECUTE SPECIFIED WORK.

B. EXISTING CONDITIONS INDICATED ARE BASED ON GENERAL FIELD NOTES AND HISTORICAL DATA AND DOCUMENTATION AND ARE FOR REFERENCE PURPOSES ONLY TO DEFINE SCOPE OF WORK; FIELD VERIFY ALL CONDITIONS.

C. THIS SITE IS AN ACTIVE WORKING ENVIRONMENT; SYSTEMS SHALL NOT BE SHUTDOWN WITHOUT WRITTEN AUTHORIZATION; ALL REQUESTS SHALL BE SUBMITTED IN WRITING A MINIMUM OF TEN (10) WORKING-DAYS PRIOR TO PROPOSED ACTIVITY DATE OR NEED UNLESS DIRECTED OTHERWISE.

D. SEE T-001 TELECOMMUNICATIONS COVER SHEET FOR SYMBOLS DEFINITION:
1. SYMBOLS GRAYED/ HALFTONE: INDICATED FOR REFERENCE AND/OR INDICATING EXISTING UNLESS SPECIFICALLY NOTED OTHERWISE.
2. SYMBOLS DASHED OR SPECIFICALLY KEYED NOTED: INDICATES DEMOLITION WORK.

E. LOCATE EXISTING COMMUNICATIONS CABLE AND PATHWAYS THAT MAY BE AFFECTED BY DEMOLITION AND CONSTRUCTION PRIOR TO DEMOLITION, INCLUDING BUT NOT LIMITED TO SYSTEMS PATHWAYS AND SERVICE ENTRANCES.

F. VERIFY ACTUAL QUANTITIES AND LOCATIONS OF EXISTING EQUIPMENT TO BE DEMOLISHED WITH THE OWNER AND GENERAL CONTRACTOR PRIOR TO COMMENCEMENT OF DEMOLITION WORK.

G. PROVIDE PATCHING, PAINTING OR OTHER WORK NECESSARY TO REPAIR DAMAGE TO WALLS, CEILINGS, OR SIMILAR CAUSED BY THE DEMOLITION OF THE SYSTEM. COORDINATE REPAIR WORK WITH GENERAL CONTRACTOR AND OWNER.

H. PENETRATIONS IN FIRE RATED ASSEMBLIES RESULTING FROM THE REMOVAL OF EQUIPMENT, PATHWAYS, CABLING, OR OTHER EQUIPMENT SHALL BE FIRE STOPPED PER THE LATEST EDITION OF THE UL FIRE RESISTANCE DIRECTORY.

I. REFER TO ARCHITECTURAL PLANS FOR MORE INFORMATION REGARDING THE SCOPE OF DEMOLITION WORK.

J. DEMOLITION WORK INCLUDES REMOVAL OF OVERHEAD PA SYSTEM DEVICES, AND INFRASTRUCTURE INCLUDING EQUIPMENT MOUNTING, BACKBOXES, CABLING, PATHWAYS, HANGARS, AND OTHER SUPPORTS.

K. THE OWNER CLAIMS FIRST RIGHT OF REFUSAL FOR EXISTING EQUIPMENT. COORDINATE SALVAGE REQUIREMENTS WITH THE OWNER PRIOR TO DEMOLITION. IDENTIFY, TAG, AND CAREFULLY DECOMMISSION EQUIPMENT TO BE SALVAGED FOR THE OWNER. EQUIPMENT NOT WANTED BY THE OWNER SHALL BE REMOVED FROM THE SITE AT THE CONTRACTOR'S EXPENSE.

L. PROVIDE BLANK COVER PLATES MATCHING THE SURROUNDING SURFACES ON ALL BACKBOXES TO REMAIN IN PLACE.

M. A COMPLETELY NEW SYSTEM SHALL BE PROVIDED THROUGH THE VAMC CAMPUS. SEE SHEETS TN101 THROUGH TN420 FOR THE NEW SYSTEM DESIGN.

TELECOMMUNICATIONS KEYNOTES

#	
1	EXISTING SPEAKER(S) INDICATED IN THIS AREA SHALL BE REPLACED WITH NEW IP-BASED PAGING SYSTEM. EXISTING SPEAKER TO REMAIN FUNCTIONAL UNTIL NEW IP-BASED SPEAKER SYSTEM HAS BEEN INSTALLED, TESTED, AND APPROVED. WHERE NEW SPEAKERS WILL BE INSTALLED IN SAME PLACE AS EXISTING, TEMPORARILY MOUNT EXISTING SPEAKER WHEN NEW SPEAKER IS INSTALLED. AFTER ACCEPTANCE OF NEW SPEAKER SYSTEM EXISTING SPEAKER, MOUNTING HARDWARE, CABLING, AND UNUSED RACEWAY SHALL BE DEMOLISHED BACK TO SOURCE.

FULLY SPRINKLERED

100% BID DOCUMENTS

No.	REVISION DESCRIPTION	DATE

7/18/2025 17:13:46

CONSULTANTS:

ARCHITECT
SPUR DESIGN
312 SW 25TH STREET
OKLAHOMA CITY, OK 73109
(405) 842-6100

MECH / ELEC / PLUMB / TELECOM
SPUR DESIGN
2519 MADISON AVE., STE 100
KANSAS CITY, MO 64108
(913) 369-7200

FIRE PROTECTION ENGINEER
RATED ENGINEERING
609 S. KELLY AVENUE, STE H2
EDMOND, OK 73003
(405) 210-5814

INDUSTRIAL HYGENIST
RIVERFRONT SAFETY & HEALTH
11140 S TOWNE SQUARE, STE 100
ST. LOUIS, MO 63123
(314) 917-0148

PHYSICAL SECURITY
FORCE PROTECT
10901 FRONT BEACH RD, UNIT 1415
PANAMA CITY BEACH, FL 32407
(502) 836-4232

ENGINEER: H2B #: 23-133

H2B

H2B, INC.
1225 NORTH LOOP WEST, # 800
HOUSTON, TEXAS 77008
(713) 864-2900

TEXAS FIRM REGISTRATION #: 8856

STAMP:
REGISTERED COMMUNICATIONS DISTRIBUTION DESIGNER
Bicsi
KRISTOPHER G HETLAGE
BICSI ID # 325601
EXPIRES 12-31-27
RCDD
7/21/25

Drawing Title
TELECOMMUNICATIONS DEMOLITION PLANS - BUILDING 100 - LEVEL 4 - AREA D

VA Health Care System Approval:

Project Title
REPLACE/UPGRADE CAMPUS OVERHEAD PAGING SYSTEM

Location: MICHAEL E. DEBAKEY VAMC, 2002 HOLCOMBE BLVD, HOUSTON, TX 77030

Date	Checked	Drawn
07/21/2025	KGH	MDT

Project Number: **580-25-101**

Building Number: 100

Drawing Number: **TND253**

Drawing # 97 OF 231

Veterans Health Administration

VA | U.S. Department of Veterans Affairs

VA FORM 08-6231

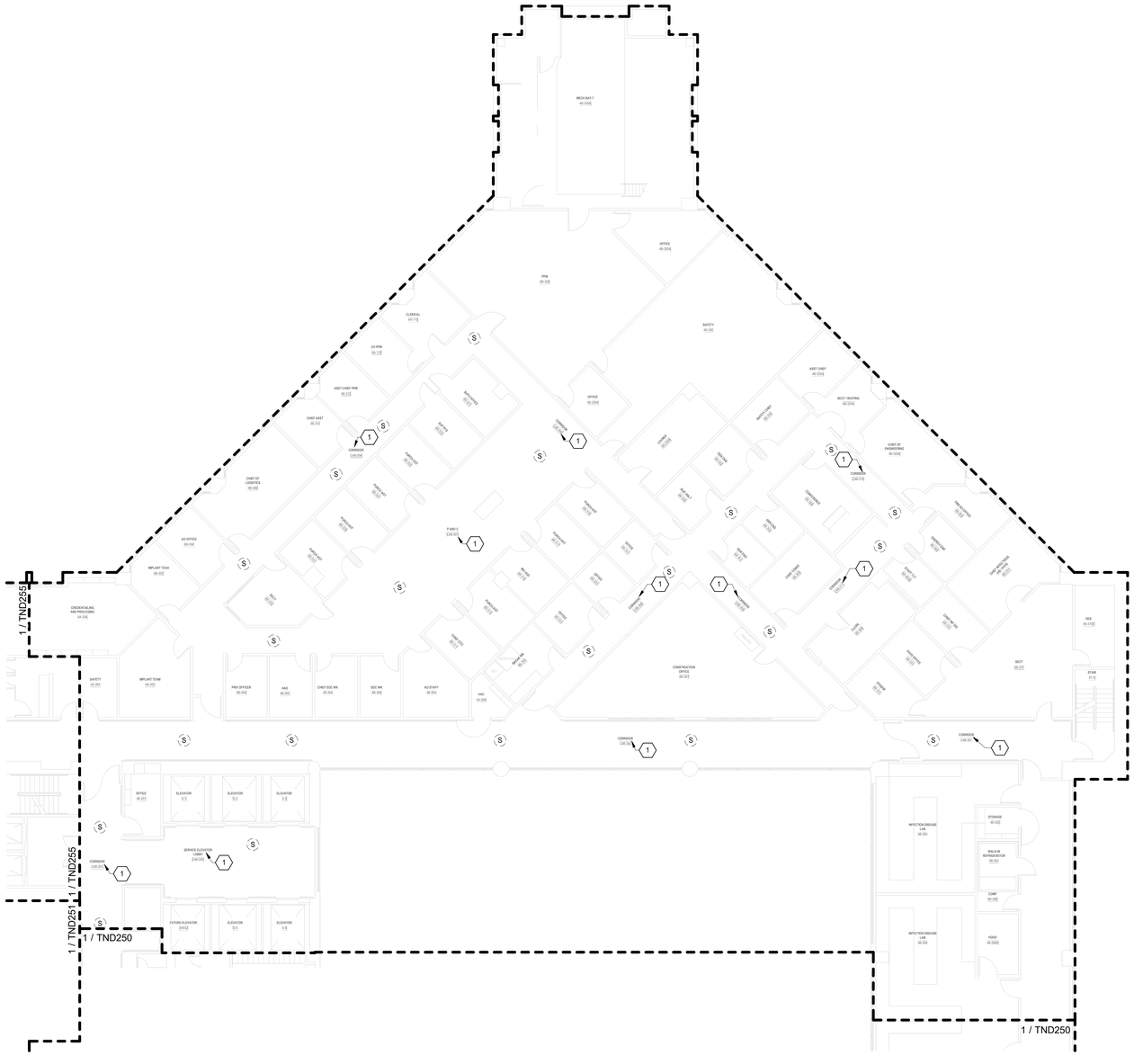

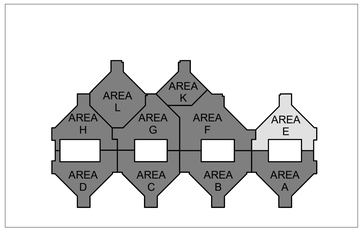

TELECOMMUNICATIONS GENERAL DEMOLIITON NOTES

A. DRAWING IS DIAGRAMMATIC IN NATURE AND IS NOT TO BE CONSTRUED AS ALL INCLUSIVE; FIELD VERIFY EXISTING CONDITIONS AND ADJUST WORK AS REQUIRED TO EXECUTE SPECIFIED WORK.

B. EXISTING CONDITIONS INDICATED ARE BASED ON GENERAL FIELD NOTES AND HISTORICAL DATA AND DOCUMENTATION AND ARE FOR REFERENCE PURPOSES ONLY TO DEFINE SCOPE OF WORK; FIELD VERIFY ALL CONDITIONS.

C. THIS SITE IS AN ACTIVE WORKING ENVIRONMENT; SYSTEMS SHALL NOT BE SHUTDOWN WITHOUT WRITTEN AUTHORIZATION; ALL REQUESTS SHALL BE SUBMITTED IN WRITING A MINIMUM OF TEN (10) WORKING-DAYS PRIOR TO PROPOSED ACTIVITY DATE OR NEED UNLESS DIRECTED OTHERWISE.

D. SEE T-001 TELECOMMUNICATIONS COVER SHEET FOR SYMBOLS DEFINITION:
1. SYMBOLS GRAYED/ HALFTONE: INDICATED FOR REFERENCE AND/OR INDICATING EXISTING UNLESS SPECIFICALLY NOTED OTHERWISE.
2. SYMBOLS DASHED OR SPECIFICALLY KEYED NOTED: INDICATES DEMOLITION WORK.

E. LOCATE EXISTING COMMUNICATIONS CABLE AND PATHWAYS THAT MAY BE AFFECTED BY DEMOLITION AND CONSTRUCTION PRIOR TO DEMOLITION, INCLUDING BUT NOT LIMITED TO SYSTEMS PATHWAYS AND SERVICE ENTRANCES.

F. VERIFY ACTUAL QUANTITIES AND LOCATIONS OF EXISTING EQUIPMENT TO BE DEMOLISHED WITH THE OWNER AND GENERAL CONTRACTOR PRIOR TO COMMENCEMENT OF DEMOLITION WORK.

G. PROVIDE PATCHING, PAINTING OR OTHER WORK NECESSARY TO REPAIR DAMAGE TO WALLS, CEILINGS, OR SIMILAR CAUSED BY THE DEMOLITION OF THE SYSTEM. COORDINATE REPAIR WORK WITH GENERAL CONTRACTOR AND OWNER.

H. PENETRATIONS IN FIRE RATED ASSEMBLIES RESULTING FROM THE REMOVAL OF EQUIPMENT, PATHWAYS, CABLING, OR OTHER EQUIPMENT SHALL BE FIRE STOPPED PER THE LATEST EDITION OF THE UL FIRE RESISTANCE DIRECTORY.

I. REFER TO ARCHITECTURAL PLANS FOR MORE INFORMATION REGARDING THE SCOPE OF DEMOLITION WORK.

J. DEMOLITION WORK INCLUDES REMOVAL OF OVERHEAD PA SYSTEM DEVICES, AND INFRASTRUCTURE INCLUDING EQUIPMENT MOUNTING, BACKBOXES, CABLING, PATHWAYS, HANGARS, AND OTHER SUPPORTS.

K. THE OWNER CLAIMS FIRST RIGHT OF REFUSAL FOR EXISTING EQUIPMENT. COORDINATE SALVAGE REQUIREMENTS WITH THE OWNER PRIOR TO DEMOLITION. IDENTIFY, TAG, AND CAREFULLY DECOMMISSION EQUIPMENT TO BE SALVAGED FOR THE OWNER. EQUIPMENT NOT WANTED BY THE OWNER SHALL BE REMOVED FROM THE SITE AT THE CONTRACTOR'S EXPENSE.

L. PROVIDE BLANK COVER PLATES MATCHING THE SURROUNDING SURFACES ON ALL BACKBOXES TO REMAIN IN PLACE.

M. A COMPLETELY NEW SYSTEM SHALL BE PROVIDED THROUGH THE VAMC CAMPUS. SEE SHEETS TN101 THROUGH TN420 FOR THE NEW SYSTEM DESIGN.

TELECOMMUNICATIONS KEYNOTES

#	
1	EXISTING SPEAKER(S) INDICATED IN THIS AREA SHALL BE REPLACED WITH NEW IP-BASED PAGING SYSTEM. EXISTING SPEAKER TO REMAIN FUNCTIONAL UNTIL NEW IP-BASED SPEAKER SYSTEM HAS BEEN INSTALLED, TESTED, AND APPROVED. WHERE NEW SPEAKERS WILL BE INSTALLED IN SAME PLACE AS EXISTING, TEMPORARILY MOUNT EXISTING SPEAKER WHEN NEW SPEAKER IS INSTALLED. AFTER ACCEPTANCE OF NEW SPEAKER SYSTEM EXISTING SPEAKER, MOUNTING HARDWARE, CABLING, AND UNUSED RACEWAY SHALL BE DEMOLISHED BACK TO SOURCE.

N

1 BLDG 100 - TELECOMMUNICATIONS DEMOLITION PLAN - LEVEL 4 - AREA E
3/32" = 1'-0"

FULLY SPRINKLERED

100% BID DOCUMENTS

No.	REVISION DESCRIPTION	DATE

CONSULTANTS:

ARCHITECT
SPUR DESIGN
312 SW 25TH STREET
OKLAHOMA CITY, OK 73109
(405) 842-6100

MECH / ELEC / PLUMB / TELECOM
SPUR DESIGN
2519 MADISON AVE., STE 100
KANSAS CITY, MO 64108
(913) 369-7200

FIRE PROTECTION ENGINEER
RATED ENGINEERING
609 S. KELLY AVENUE, STE H2
EDMOND, OK 73003
(405) 210-5814

INDUSTRIAL HYGENIST
RIVERFRONT SAFETY & HEALTH
11140 S TOWNE SQUARE, STE 100
ST. LOUIS, MO 63123
(314) 917-0148

PHYSICAL SECURITY
FORCE PROTECT
10901 FRONT BEACH RD, UNIT 1415
PANAMA CITY BEACH, FL 32407
(502) 836-4232

ENGINEER: H2B #: 23-133

H2B

H2B, INC.
1225 NORTH LOOP WEST, # 800
HOUSTON, TEXAS 77008
(713) 864-2900

TEXAS FIRM REGISTRATION #: 8856

STAMP:
REGISTERED COMMUNICATIONS DISTRIBUTION DESIGNER
BICSI
KRISTOPHER G HETLAGE
BICSI ID # 328601
EXPIRES 12-31-27
RCDD
9/4/25

Drawing Title
TELECOMMUNICATIONS DEMOLITION PLANS - BUILDING 100 - LEVEL 4 - AREA E

VA Health Care System Approval:

Project Title
REPLACE/UPGRADE CAMPUS OVERHEAD PAGING SYSTEM

Location MICHAEL E. DEBAKEY VAMC
2002 HOLCOMBE BLVD
HOUSTON, TX 77030

Date **07/21/2025** | Checked KGH | Drawn MDT

Project Number **580-25-101**

Building Number

Drawing Number
TND254
Drawing # 98 OF 231

Veterans Health Administration

VA U.S. Department of Veterans Affairs

7/18/2025 17:13:50

VA FORM 08-6231

TELECOMMUNICATIONS GENERAL DEMOLIITON NOTES

A. DRAWING IS DIAGRAMMATIC IN NATURE AND IS NOT TO BE CONSTRUED AS ALL INCLUSIVE; FIELD VERIFY EXISTING CONDITIONS AND ADJUST WORK AS REQUIRED TO EXECUTE SPECIFIED WORK.

B. EXISTING CONDITIONS INDICATED ARE BASED ON GENERAL FIELD NOTES AND HISTORICAL DATA AND DOCUMENTATION AND ARE FOR REFERENCE PURPOSES ONLY TO DEFINE SCOPE OF WORK; FIELD VERIFY ALL CONDITIONS.

C. THIS SITE IS AN ACTIVE WORKING ENVIRONMENT; SYSTEMS SHALL NOT BE SHUTDOWN WITHOUT WRITTEN AUTHORIZATION; ALL REQUESTS SHALL BE SUBMITTED IN WRITING A MINIMUM OF TEN (10) WORKING-DAYS PRIOR TO PROPOSED ACTIVITY DATE OR NEED UNLESS DIRECTED OTHERWISE.

D. SEE T-001 TELECOMMUNICATIONS COVER SHEET FOR SYMBOLS DEFINITION:
1. SYMBOLS GRAYED/ HALFTONE: INDICATED FOR REFERENCE AND/OR INDICATING EXISTING UNLESS SPECIFICALLY NOTED OTHERWISE.
2. SYMBOLS DASHED OR SPECIFICALLY KEYED NOTED. INDICATES DEMOLITION WORK.

E. LOCATE EXISTING COMMUNICATIONS CABLE AND PATHWAYS THAT MAY BE AFFECTED BY DEMOLITION AND CONSTRUCTION PRIOR TO DEMOLITION, INCLUDING BUT NOT LIMITED TO SYSTEMS PATHWAYS AND SERVICE ENTRANCES.

F. VERIFY ACTUAL QUANTITIES AND LOCATIONS OF EXISTING EQUIPMENT TO BE DEMOLISHED WITH THE OWNER AND GENERAL CONTRACTOR PRIOR TO COMMENCEMENT OF DEMOLITION WORK.

G. PROVIDE PATCHING, PAINTING OR OTHER WORK NECESSARY TO REPAIR DAMAGE TO WALLS, CEILINGS, OR SIMILAR CAUSED BY THE DEMOLITION OF THE SYSTEM. COORDINATE REPAIR WORK WITH GENERAL CONTRACTOR AND OWNER.

H. PENETRATIONS IN FIRE RATED ASSEMBLIES RESULTING FROM THE REMOVAL OF EQUIPMENT, PATHWAYS, CABLING, OR OTHER EQUIPMENT SHALL BE FIRE STOPPED PER THE LATEST EDITION OF THE UL FIRE RESISTANCE DIRECTORY.

I. REFER TO ARCHITECTURAL PLANS FOR MORE INFORMATION REGARDING THE SCOPE OF DEMOLITION WORK.

J. DEMOLITION WORK INCLUDES REMOVAL OF OVERHEAD PA SYSTEM DEVICES, AND INFRASTRUCTURE INCLUDING EQUIPMENT MOUNTING, BACKBOXES, CABLING, PATHWAYS, HANGARS, AND OTHER SUPPORTS.

K. THE OWNER CLAIMS FIRST RIGHT OF REFUSAL FOR EXISTING EQUIPMENT. COORDINATE SALVAGE REQUIREMENTS WITH THE OWNER PRIOR TO DEMOLITION. IDENTIFY, TAG, AND CAREFULLY DECOMMISSION EQUIPMENT TO BE SALVAGED FOR THE OWNER. EQUIPMENT NOT WANTED BY THE OWNER SHALL BE REMOVED FROM THE SITE AT THE CONTRACTOR'S EXPENSE.

L. PROVIDE BLANK COVER PLATES MATCHING THE SURROUNDING SURFACES ON ALL BACKBOXES TO REMAIN IN PLACE.

M. A COMPLETELY NEW SYSTEM SHALL BE PROVIDED THROUGH THE VAMC CAMPUS. SEE SHEETS TN101 THROUGH TN420 FOR THE NEW SYSTEM DESIGN.

TELECOMMUNICATIONS KEYNOTES

#	
1	EXISTING SPEAKER(S) INDICATED IN THIS AREA SHALL BE REPLACED WITH NEW IP-BASED PAGING SYSTEM. EXISTING SPEAKER TO REMAIN FUNCTIONAL UNTIL NEW IP-BASED SPEAKER SYSTEM HAS BEEN INSTALLED, TESTED, AND APPROVED. WHERE NEW SPEAKERS WILL BE INSTALLED IN SAME PLACE AS EXISTING, TEMPORARILY MOUNT EXISTING SPEAKER WHEN NEW SPEAKER IS INSTALLED. AFTER ACCEPTANCE OF NEW SPEAKER SYSTEM EXISTING SPEAKER, MOUNTING HARDWARE, CABLING, AND UNUSED RACEWAY SHALL BE DEMOLISHED BACK TO SOURCE.

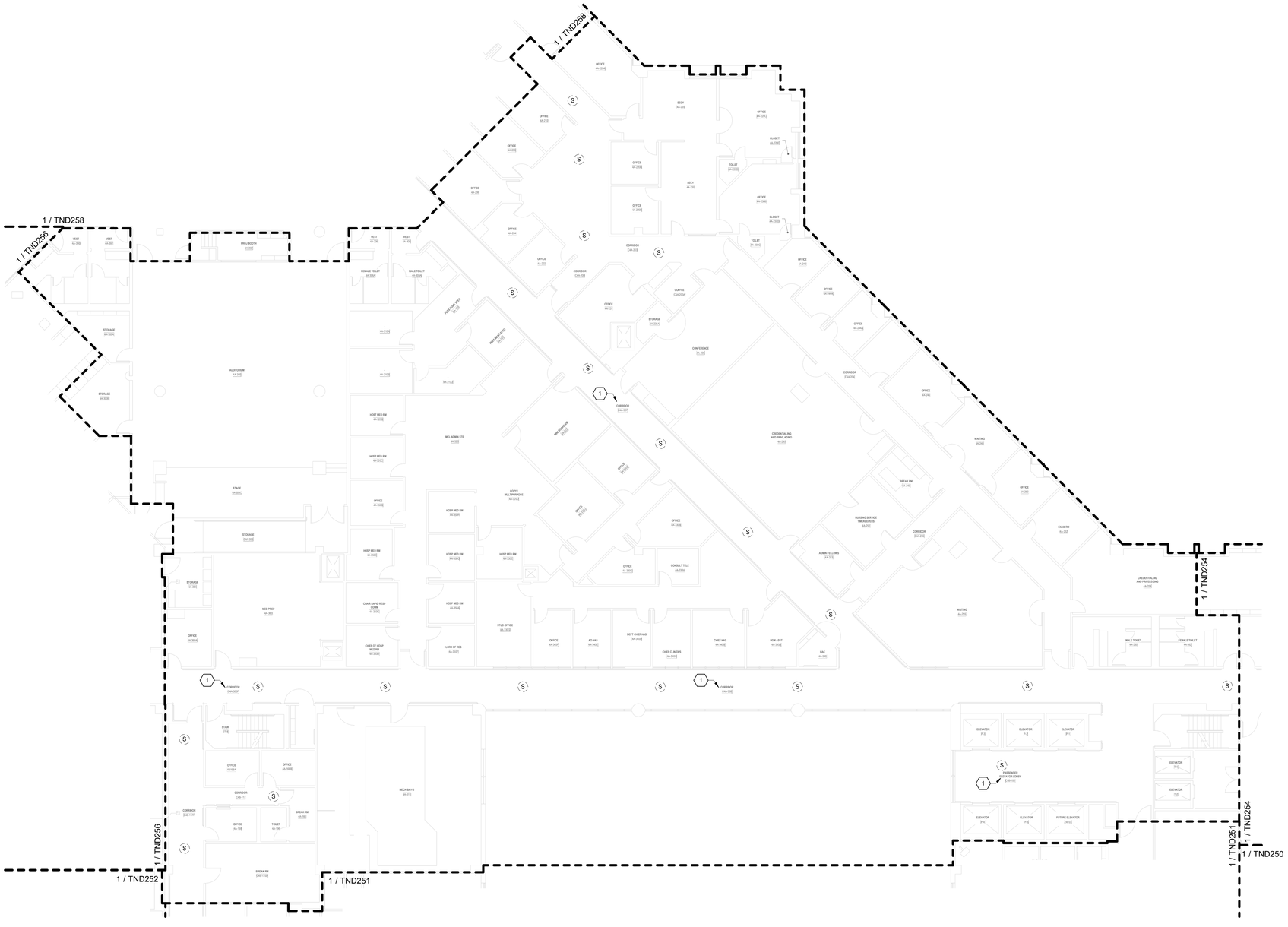

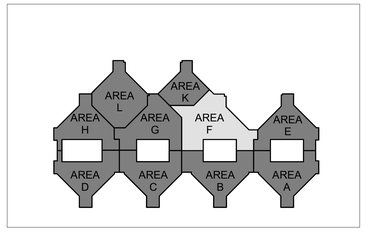

N

1 BLDG 100 - TELECOMMUNICATIONS DEMOLITION PLAN - LEVEL 4 - AREA F
3/32" = 1'-0"

FULLY SPRINKLERED

100% BID DOCUMENTS

No.	REVISION DESCRIPTION	DATE

CONSULTANTS:

ARCHITECT
SPUR DESIGN
312 SW 25TH STREET
OKLAHOMA CITY, OK 73109
(405) 842-6100

MECH / ELEC / PLUMB / TELECOM
SPUR DESIGN
2519 MADISON AVE., STE 100
KANSAS CITY, MO 64108
(913) 369-7200

FIRE PROTECTION ENGINEER
RATED ENGINEERING
609 S. KELLY AVENUE, STE H2
EDMOND, OK 73003
(405) 210-5814

INDUSTRIAL HYGENIST
RIVERFRONT SAFETY & HEALTH
11140 S TOWNE SQUARE, STE 100
ST. LOUIS, MO 63123
(314) 917-0148

PHYSICAL SECURITY
FORCE PROTECT
10901 FRONT BEACH RD, UNIT 1415
PANAMA CITY BEACH, FL 32407
(502) 836-4232

ENGINEER: H2B #: 23-133

H2B, INC.
1225 NORTH LOOP WEST, # 800
HOUSTON, TEXAS 77008
(713) 864-2900

TEXAS FIRM REGISTRATION #: 8856

STAMP:
REGISTERED COMMUNICATIONS DISTRIBUTION DESIGNER
BICSI
KRISTOPHER G HETLAGE
BICSI ID # 328601
EXPIRES 12-31-27
RCDD
7/18/25

Drawing Title
TELECOMMUNICATIONS DEMOLITION PLANS - BUILDING 100 - LEVEL 4 - AREA F

VA Health Care System Approval:

Project Title
REPLACE/UPGRADE CAMPUS OVERHEAD PAGING SYSTEM

Location MICHAEL E. DEBAKEY VAMC
2002 HOLCOMBE BLVD
HOUSTON, TX 77030

Date	Checked	Drawn
07/21/2025	KGH	MDT

Project Number **580-25-101**

Building Number

Drawing Number
TND255
Drawing # 99 OF 231

Veterans Health Administration

VA U.S. Department of Veterans Affairs

7/18/2025 17:13:56

VA FORM 08-6231

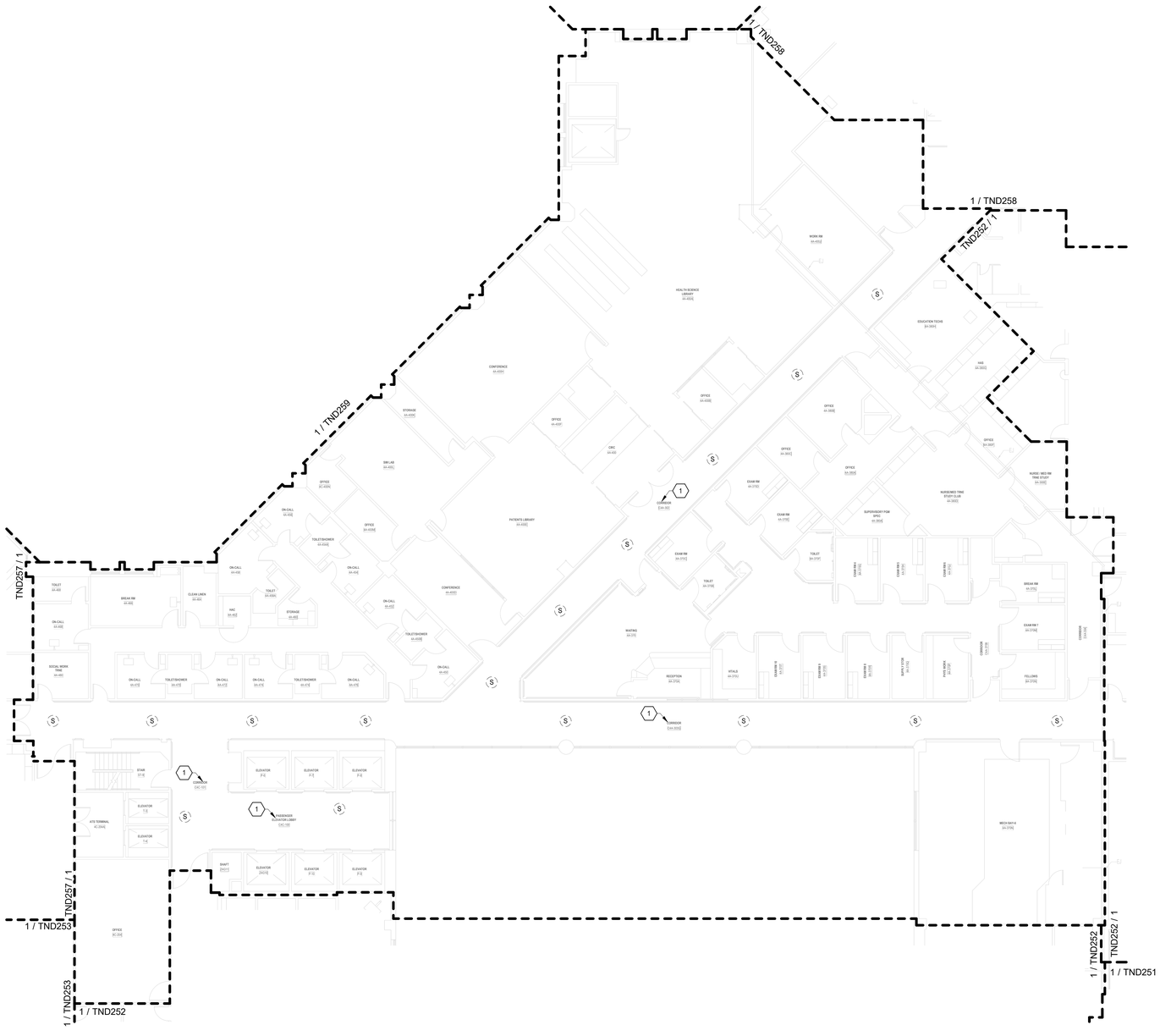

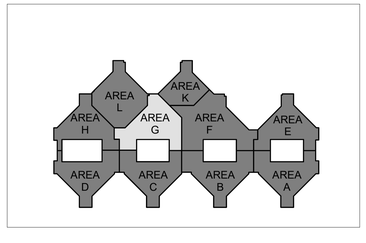

N

1 BLDG 100 - TELECOMMUNICATIONS DEMOLITION PLAN - LEVEL 4 - AREA G
3/32" = 1'-0"

TELECOMMUNICATIONS GENERAL DEMOLIITON NOTES

A. DRAWING IS DIAGRAMMATIC IN NATURE AND IS NOT TO BE CONSTRUED AS ALL INCLUSIVE; FIELD VERIFY EXISTING CONDITIONS AND ADJUST WORK AS REQUIRED TO EXECUTE SPECIFIED WORK.

B. EXISTING CONDITIONS INDICATED ARE BASED ON GENERAL FIELD NOTES AND HISTORICAL DATA AND DOCUMENTATION AND ARE FOR REFERENCE PURPOSES ONLY TO DEFINE SCOPE OF WORK; FIELD VERIFY ALL CONDITIONS.

C. THIS SITE IS AN ACTIVE WORKING ENVIRONMENT; SYSTEMS SHALL NOT BE SHUTDOWN WITHOUT WRITTEN AUTHORIZATION; ALL REQUESTS SHALL BE SUBMITTED IN WRITING A MINIMUM OF TEN (10) WORKING-DAYS PRIOR TO PROPOSED ACTIVITY DATE OR NEED UNLESS DIRECTED OTHERWISE.

D. SEE T-001 TELECOMMUNICATIONS COVER SHEET FOR SYMBOLS DEFINITION:
1. SYMBOLS GRAYED/ HALFTONE: INDICATED FOR REFERENCE AND/OR INDICATING EXISTING UNLESS SPECIFICALLY NOTED OTHERWISE.
2. SYMBOLS DASHED OR SPECIFICALLY KEYED NOTED: INDICATES DEMOLITION WORK.

E. LOCATE EXISTING COMMUNICATIONS CABLE AND PATHWAYS THAT MAY BE AFFECTED BY DEMOLITION AND CONSTRUCTION PRIOR TO DEMOLITION, INCLUDING BUT NOT LIMITED TO SYSTEMS PATHWAYS AND SERVICE ENTRANCES.

F. VERIFY ACTUAL QUANTITIES AND LOCATIONS OF EXISTING EQUIPMENT TO BE DEMOLISHED WITH THE OWNER AND GENERAL CONTRACTOR PRIOR TO COMMENCEMENT OF DEMOLITION WORK.

G. PROVIDE PATCHING, PAINTING OR OTHER WORK NECESSARY TO REPAIR DAMAGE TO WALLS, CEILINGS, OR SIMILAR CAUSED BY THE DEMOLITION OF THE SYSTEM. COORDINATE REPAIR WORK WITH GENERAL CONTRACTOR AND OWNER.

H. PENETRATIONS IN FIRE RATED ASSEMBLIES RESULTING FROM THE REMOVAL OF EQUIPMENT, PATHWAYS, CABLING, OR OTHER EQUIPMENT SHALL BE FIRE STOPPED PER THE LATEST EDITION OF THE UL FIRE RESISTANCE DIRECTORY.

I. REFER TO ARCHITECTURAL PLANS FOR MORE INFORMATION REGARDING THE SCOPE OF DEMOLITION WORK.

J. DEMOLITION WORK INCLUDES REMOVAL OF OVERHEAD PA SYSTEM DEVICES, AND INFRASTRUCTURE INCLUDING EQUIPMENT MOUNTING, BACKBOXES, CABLING, PATHWAYS, HANGARS, AND OTHER SUPPORTS.

K. THE OWNER CLAIMS FIRST RIGHT OF REFUSAL FOR EXISTING EQUIPMENT. COORDINATE SALVAGE REQUIREMENTS WITH THE OWNER PRIOR TO DEMOLITION. IDENTIFY, TAG, AND CAREFULLY DECOMMISSION EQUIPMENT TO BE SALVAGED FOR THE OWNER. EQUIPMENT NOT WANTED BY THE OWNER SHALL BE REMOVED FROM THE SITE AT THE CONTRACTOR'S EXPENSE.

L. PROVIDE BLANK COVER PLATES MATCHING THE SURROUNDING SURFACES ON ALL BACKBOXES TO REMAIN IN PLACE.

M. A COMPLETELY NEW SYSTEM SHALL BE PROVIDED THROUGH THE VAMC CAMPUS. SEE SHEETS TN101 THROUGH TN420 FOR THE NEW SYSTEM DESIGN.

TELECOMMUNICATIONS KEYNOTES

#	
1	EXISTING SPEAKER(S) INDICATED IN THIS AREA SHALL BE REPLACED WITH NEW IP-BASED PAGING SYSTEM. EXISTING SPEAKER TO REMAIN FUNCTIONAL UNTIL NEW IP-BASED SPEAKER SYSTEM HAS BEEN INSTALLED, TESTED, AND APPROVED. WHERE NEW SPEAKERS WILL BE INSTALLED IN SAME PLACE AS EXISTING, TEMPORARILY MOUNT EXISTING SPEAKER WHEN NEW SPEAKER IS INSTALLED. AFTER ACCEPTANCE OF NEW SPEAKER SYSTEM EXISTING SPEAKER, MOUNTING HARDWARE, CABLING, AND UNUSED RACEWAY SHALL BE DEMOLISHED BACK TO SOURCE.

FULLY SPRINKLERED

100% BID DOCUMENTS

No.	REVISION DESCRIPTION	DATE

7/18/2025 17:14:01

CONSULTANTS:

ARCHITECT
SPUR DESIGN
312 SW 25TH STREET
OKLAHOMA CITY, OK 73109
(405) 842-6100

MECH / ELEC / PLUMB / TELECOM
SPUR DESIGN
2519 MADISON AVE., STE 100
KANSAS CITY, MO 64108
(913) 369-7200

FIRE PROTECTION ENGINEER
RATED ENGINEERING
609 S. KELLY AVENUE, STE H2
EDMOND, OK 73003
(405) 210-5814

INDUSTRIAL HYGENIST
RIVERFRONT SAFETY & HEALTH
11140 S TOWNE SQUARE, STE 100
ST. LOUIS, MO 63123
(314) 917-0148

PHYSICAL SECURITY
FORCE PROTECT
10901 FRONT BEACH RD, UNIT 1415
PANAMA CITY BEACH, FL 32407
(502) 836-4232

ENGINEER: H2B #: 23-133

H2B

H2B, INC.
1225 NORTH LOOP WEST, # 800
HOUSTON, TEXAS 77008
(713) 864-2900

TEXAS FIRM REGISTRATION #: 8856

STAMP:
REGISTERED COMMUNICATIONS DISTRIBUTION DESIGNER
BICSI
KRISTOPHER G HETLAGE
BICSI ID # 328601
EXPIRES 12-31-27
RCDD
7/16/25

Drawing Title
TELECOMMUNICATIONS DEMOLITION PLANS - BUILDING 100 - LEVEL 4 - AREA G

VA Health Care System Approval:

Project Title
REPLACE/UPGRADE CAMPUS OVERHEAD PAGING SYSTEM

Location MICHAEL E. DEBAKEY VAMC
2002 HOLCOMBE BLVD
HOUSTON, TX 77030

Date	Checked	Drawn
07/21/2025	KGH	MDT

Project Number **580-25-101**

Building Number

Drawing Number
TND256
Drawing # 100 OF 231

Veterans Health Administration

VA U.S. Department of Veterans Affairs

VA FORM 08-6231

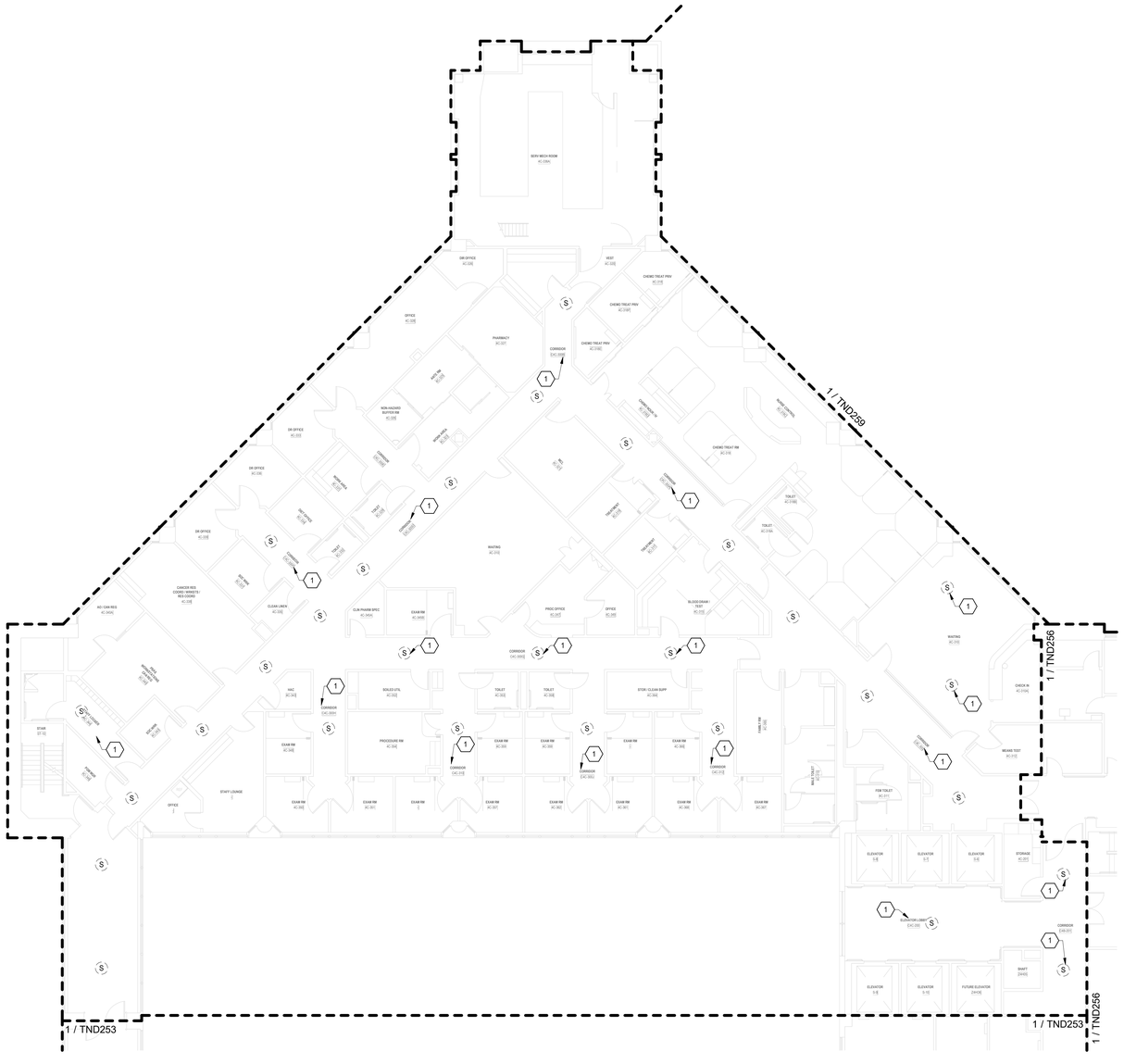

TELECOMMUNICATIONS GENERAL DEMOLIITON NOTES

A. DRAWING IS DIAGRAMMATIC IN NATURE AND IS NOT TO BE CONSTRUED AS ALL INCLUSIVE; FIELD VERIFY EXISTING CONDITIONS AND ADJUST WORK AS REQUIRED TO EXECUTE SPECIFIED WORK.

B. EXISTING CONDITIONS INDICATED ARE BASED ON GENERAL FIELD NOTES AND HISTORICAL DATA AND DOCUMENTATION AND ARE FOR REFERENCE PURPOSES ONLY TO DEFINE SCOPE OF WORK; FIELD VERIFY ALL CONDITIONS.

C. THIS SITE IS AN ACTIVE WORKING ENVIRONMENT; SYSTEMS SHALL NOT BE SHUTDOWN WITHOUT WRITTEN AUTHORIZATION; ALL REQUESTS SHALL BE SUBMITTED IN WRITING A MINIMUM OF TEN (10) WORKING-DAYS PRIOR TO PROPOSED ACTIVITY DATE OR NEED UNLESS DIRECTED OTHERWISE.

D. SEE T-001 TELECOMMUNICATIONS COVER SHEET FOR SYMBOLS DEFINITION:
1. SYMBOLS GRAYED/ HALFTONE: INDICATED FOR REFERENCE AND/OR INDICATING EXISTING UNLESS SPECIFICALLY NOTED OTHERWISE.
2. SYMBOLS DASHED OR SPECIFICALLY KEYED NOTED: INDICATES DEMOLITION WORK.

E. LOCATE EXISTING COMMUNICATIONS CABLE AND PATHWAYS THAT MAY BE AFFECTED BY DEMOLITION AND CONSTRUCTION PRIOR TO DEMOLITION, INCLUDING BUT NOT LIMITED TO SYSTEMS PATHWAYS AND SERVICE ENTRANCES.

F. VERIFY ACTUAL QUANTITIES AND LOCATIONS OF EXISTING EQUIPMENT TO BE DEMOLISHED WITH THE OWNER AND GENERAL CONTRACTOR PRIOR TO COMMENCEMENT OF DEMOLITION WORK.

G. PROVIDE PATCHING, PAINTING OR OTHER WORK NECESSARY TO REPAIR DAMAGE TO WALLS, CEILINGS, OR SIMILAR CAUSED BY THE DEMOLITION OF THE SYSTEM. COORDINATE REPAIR WORK WITH GENERAL CONTRACTOR AND OWNER.

H. PENETRATIONS IN FIRE RATED ASSEMBLIES RESULTING FROM THE REMOVAL OF EQUIPMENT, PATHWAYS, CABLING, OR OTHER EQUIPMENT SHALL BE FIRE STOPPED PER THE LATEST EDITION OF THE UL FIRE RESISTANCE DIRECTORY.

I. REFER TO ARCHITECTURAL PLANS FOR MORE INFORMATION REGARDING THE SCOPE OF DEMOLITION WORK.

J. DEMOLITION WORK INCLUDES REMOVAL OF OVERHEAD PA SYSTEM DEVICES, AND INFRASTRUCTURE INCLUDING EQUIPMENT MOUNTING, BACKBOXES, CABLING, PATHWAYS, HANGARS, AND OTHER SUPPORTS.

K. THE OWNER CLAIMS FIRST RIGHT OF REFUSAL FOR EXISTING EQUIPMENT. COORDINATE SALVAGE REQUIREMENTS WITH THE OWNER PRIOR TO DEMOLITION. IDENTIFY, TAG, AND CAREFULLY DECOMMISSION EQUIPMENT TO BE SALVAGED FOR THE OWNER. EQUIPMENT NOT WANTED BY THE OWNER SHALL BE REMOVED FROM THE SITE AT THE CONTRACTOR'S EXPENSE.

L. PROVIDE BLANK COVER PLATES MATCHING THE SURROUNDING SURFACES ON ALL BACKBOXES TO REMAIN IN PLACE.

M. A COMPLETELY NEW SYSTEM SHALL BE PROVIDED THROUGH THE VAMC CAMPUS. SEE SHEETS TN101 THROUGH TN420 FOR THE NEW SYSTEM DESIGN.

TELECOMMUNICATIONS KEYNOTES

#	
1	EXISTING SPEAKER(S) INDICATED IN THIS AREA SHALL BE REPLACED WITH NEW IP-BASED PAGING SYSTEM. EXISTING SPEAKER TO REMAIN FUNCTIONAL UNTIL NEW IP-BASED SPEAKER SYSTEM HAS BEEN INSTALLED, TESTED, AND APPROVED. WHERE NEW SPEAKERS WILL BE INSTALLED IN SAME PLACE AS EXISTING, TEMPORARILY MOUNT EXISTING SPEAKER WHEN NEW SPEAKER IS INSTALLED. AFTER ACCEPTANCE OF NEW SPEAKER SYSTEM EXISTING SPEAKER, MOUNTING HARDWARE, CABLING, AND UNUSED RACEWAY SHALL BE DEMOLISHED BACK TO SOURCE.

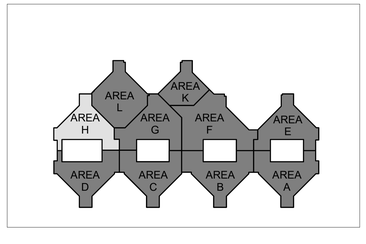

N

1 BLDG 100 - TELECOMMUNICATIONS DEMOLITION PLAN - LEVEL 4 - AREA H
3/32" = 1'-0"

FULLY SPRINKLERED

100% BID DOCUMENTS

No.	REVISION DESCRIPTION	DATE

7/18/2025 17:14:06

CONSULTANTS:

ARCHITECT
SPUR DESIGN
312 SW 25TH STREET
OKLAHOMA CITY, OK 73109
(405) 842-6100

MECH / ELEC / PLUMB / TELECOM
SPUR DESIGN
2519 MADISON AVE., STE 100
KANSAS CITY, MO 64108
(913) 369-7200

FIRE PROTECTION ENGINEER
RATED ENGINEERING
609 S. KELLY AVENUE, STE H2
EDMOND, OK 73003
(405) 210-5814

INDUSTRIAL HYGENIST
RIVERFRONT SAFETY & HEALTH
11140 S TOWNE SQUARE, STE 100
ST. LOUIS, MO 63123
(314) 917-0148

PHYSICAL SECURITY
FORCE PROTECT
10901 FRONT BEACH RD, UNIT 1415
PANAMA CITY BEACH, FL 32407
(502) 836-4232

ENGINEER: H2B #: 23-133

H2B, INC.
1225 NORTH LOOP WEST, # 800
HOUSTON, TEXAS 77008
(713) 864-2900

TEXAS FIRM REGISTRATION #: 8856

STAMP:
REGISTERED COMMUNICATIONS DISTRIBUTION DESIGNER
BICSI
KRISTOPHER G HETLAGE
BICSI ID # 328601
EXPIRES 12-31-27
RCDD
7/16/25

Drawing Title
TELECOMMUNICATIONS DEMOLITION PLANS - BUILDING 100 - LEVEL 4 - AREA H

VA Health Care System Approval:

Project Title
REPLACE/UPGRADE CAMPUS OVERHEAD PAGING SYSTEM

Location MICHAEL E. DEBAKEY VAMC
2002 HOLCOMBE BLVD
HOUSTON, TX 77030

Date	Checked	Drawn
07/21/2025	KGH	MDT

Project Number **580-25-101**

Building Number

Drawing Number
TND257
Drawing # 101 OF 231

Veterans Health Administration

VA U.S. Department of Veterans Affairs

VA FORM 08-6231

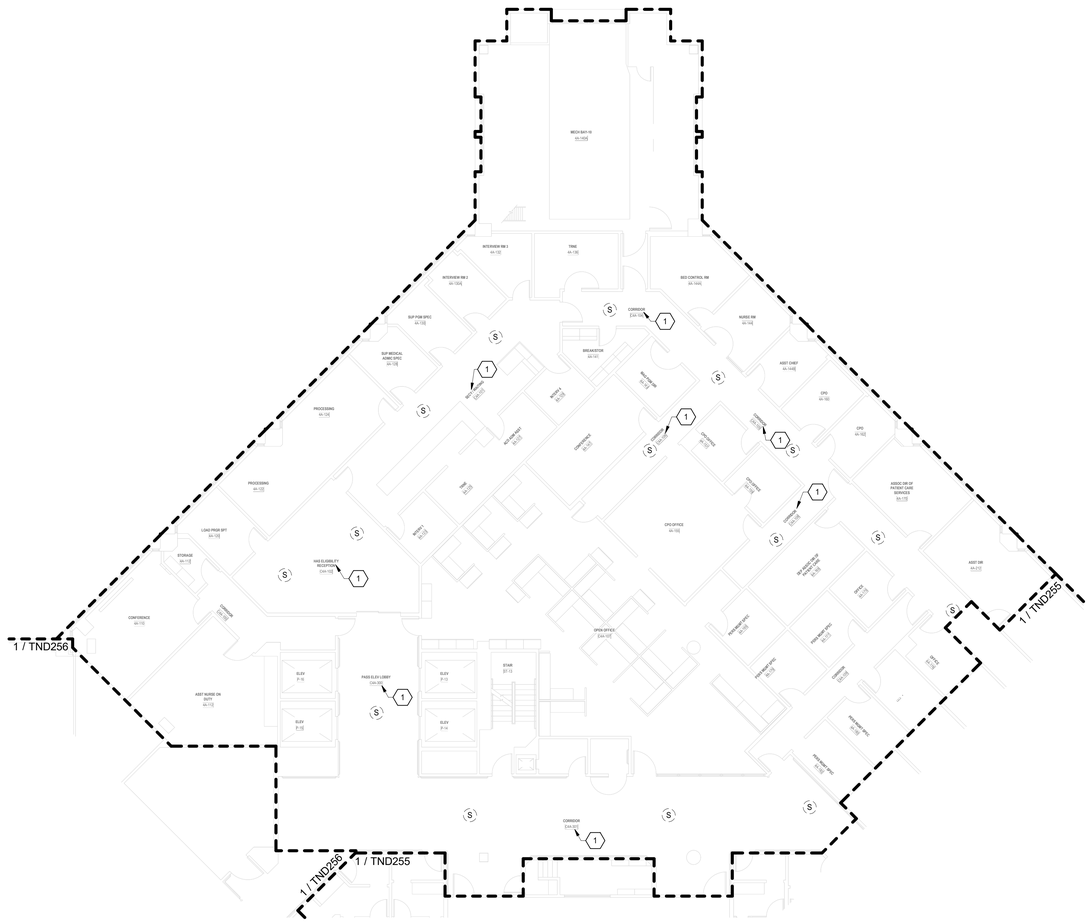

TELECOMMUNICATIONS GENERAL DEMOLIITON NOTES

A. DRAWING IS DIAGRAMMATIC IN NATURE AND IS NOT TO BE CONSTRUED AS ALL INCLUSIVE; FIELD VERIFY EXISTING CONDITIONS AND ADJUST WORK AS REQUIRED TO EXECUTE SPECIFIED WORK.

B. EXISTING CONDITIONS INDICATED ARE BASED ON GENERAL FIELD NOTES AND HISTORICAL DATA AND DOCUMENTATION AND ARE FOR REFERENCE PURPOSES ONLY TO DEFINE SCOPE OF WORK; FIELD VERIFY ALL CONDITIONS.

C. THIS SITE IS AN ACTIVE WORKING ENVIRONMENT; SYSTEMS SHALL NOT BE SHUTDOWN WITHOUT WRITTEN AUTHORIZATION; ALL REQUESTS SHALL BE SUBMITTED IN WRITING A MINIMUM OF TEN (10) WORKING-DAYS PRIOR TO PROPOSED ACTIVITY DATE OR NEED UNLESS DIRECTED OTHERWISE.

D. SEE T-001 TELECOMMUNICATIONS COVER SHEET FOR SYMBOLS DEFINITION:
1. SYMBOLS GRAYED/ HALFTONE: INDICATED FOR REFERENCE AND/OR INDICATING EXISTING UNLESS SPECIFICALLY NOTED OTHERWISE.
2. SYMBOLS DASHED OR SPECIFICALLY KEYED NOTED. INDICATES DEMOLITION WORK.

E. LOCATE EXISTING COMMUNICATIONS CABLE AND PATHWAYS THAT MAY BE AFFECTED BY DEMOLITION AND CONSTRUCTION PRIOR TO DEMOLITION, INCLUDING BUT NOT LIMITED TO SYSTEMS PATHWAYS AND SERVICE ENTRANCES.

F. VERIFY ACTUAL QUANTITIES AND LOCATIONS OF EXISTING EQUIPMENT TO BE DEMOLISHED WITH THE OWNER AND GENERAL CONTRACTOR PRIOR TO COMMENCEMENT OF DEMOLITION WORK.

G. PROVIDE PATCHING, PAINTING OR OTHER WORK.NECESSARY TO REPAIR DAMAGE TO WALLS, CEILINGS, OR SIMILAR CAUSED BY THE DEMOLITION OF THE SYSTEM. COORDINATE REPAIR WORK WITH GENERAL CONTRACTOR AND OWNER.

H. PENETRATIONS IN FIRE RATED ASSEMBLIES RESULTING FROM THE REMOVAL OF EQUIPMENT, PATHWAYS, CABLING, OR OTHER EQUIPMENT SHALL BE FIRE STOPPED PER THE LATEST EDITION OF THE UL FIRE RESISTANCE DIRECTORY.

I. REFER TO ARCHITECTURAL PLANS FOR MORE INFORMATION REGARDING THE SCOPE OF DEMOLITION WORK.

J. DEMOLITION WORK INCLUDES REMOVAL OF OVERHEAD PA SYSTEM DEVICES, AND INFRASTRUCTURE INCLUDING EQUIPMENT MOUNTING, BACKBOXES, CABLING, PATHWAYS, HANGARS, AND OTHER SUPPORTS.

K. THE OWNER CLAIMS FIRST RIGHT OF REFUSAL FOR EXISTING EQUIPMENT. COORDINATE SALVAGE REQUIREMENTS WITH THE OWNER PRIOR TO DEMOLITION. IDENTIFY, TAG, AND CAREFULLY DECOMMISSION EQUIPMENT TO BE SALVAGED FOR THE OWNER. EQUIPMENT NOT WANTED BY THE OWNER SHALL BE REMOVED FROM THE SITE AT THE CONTRACTOR'S EXPENSE.

L. PROVIDE BLANK COVER PLATES MATCHING THE SURROUNDING SURFACES ON ALL BACKBOXES TO REMAIN IN PLACE.

M. A COMPLETELY NEW SYSTEM SHALL BE PROVIDED THROUGH THE VAMC CAMPUS. SEE SHEETS TN101 THROUGH TN420 FOR THE NEW SYSTEM DESIGN.

TELECOMMUNICATIONS KEYNOTES

#	
1	EXISTING SPEAKER(S) INDICATED IN THIS AREA SHALL BE REPLACED WITH NEW IP-BASED PAGING SYSTEM. EXISTING SPEAKER TO REMAIN FUNCTIONAL UNTIL NEW IP-BASED SPEAKER SYSTEM HAS BEEN INSTALLED, TESTED, AND APPROVED. WHERE NEW SPEAKERS WILL BE INSTALLED IN SAME PLACE AS EXISTING, TEMPORARILY MOUNT EXISTING SPEAKER WHEN NEW SPEAKER IS INSTALLED. AFTER ACCEPTANCE OF NEW SPEAKER SYSTEM EXISTING SPEAKER, MOUNTING HARDWARE, CABLING, AND UNUSED RACEWAY SHALL BE DEMOLISHED BACK TO SOURCE.

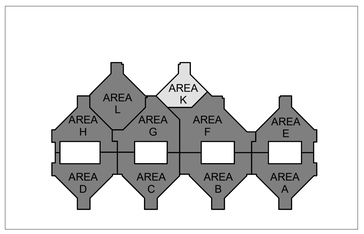

N

1 BLDG 100 - TELECOMMUNICATIONS DEMOLITION PLAN - LEVEL 4 - AREA K
3/32" = 1'-0"

FULLY SPRINKLERED

100% BID DOCUMENTS

No.	REVISION DESCRIPTION	DATE

CONSULTANTS:

ARCHITECT
SPUR DESIGN
312 SW 25TH STREET
OKLAHOMA CITY, OK 73109
(405) 842-6100

MECH / ELEC / PLUMB / TELECOM
SPUR DESIGN
2519 MADISON AVE., STE 100
KANSAS CITY, MO 64108
(913) 369-7200

FIRE PROTECTION ENGINEER
RATED ENGINEERING
609 S. KELLY AVENUE, STE H2
EDMOND, OK 73003
(405) 210-5814

INDUSTRIAL HYGIENIST
RIVERFRONT SAFETY & HEALTH
11140 S TOWNE SQUARE, STE 100
ST. LOUIS, MO 63123
(314) 917-0148

PHYSICAL SECURITY
FORCE PROTECT
10901 FRONT BEACH RD, UNIT 1415
PANAMA CITY BEACH, FL 32407
(502) 836-4232

ENGINEER: H2B #: 23-133

H2B, INC.
1225 NORTH LOOP WEST, # 800
HOUSTON, TEXAS 77008
(713) 864-2900

TEXAS FIRM REGISTRATION #: 8856

STAMP:
REGISTERED COMMUNICATIONS DISTRIBUTION DESIGNER
BICSI
KRISTOPHER G HETLAGE
BICSI ID # 328601
EXPIRES 12-31-27
RCDD
7/14/25

Drawing Title
TELECOMMUNICATIONS DEMOLITION PLANS - BUILDING 100 - LEVEL 4 - AREA K

VA Health Care System Approval:

Project Title
REPLACE/UPGRADE CAMPUS OVERHEAD PAGING SYSTEM

Location MICHAEL E. DEBAKEY VAMC
2002 HOLCOMBE BLVD
HOUSTON, TX 77030

Date	Checked	Drawn
07/21/2025	KGH	MDT

Project Number
580-25-101

Building Number

Drawing Number
TND258
Drawing # 102 OF 231

Veterans Health Administration

VA U.S. Department of Veterans Affairs

7/18/2025 17:14:10

VA FORM 08-6231

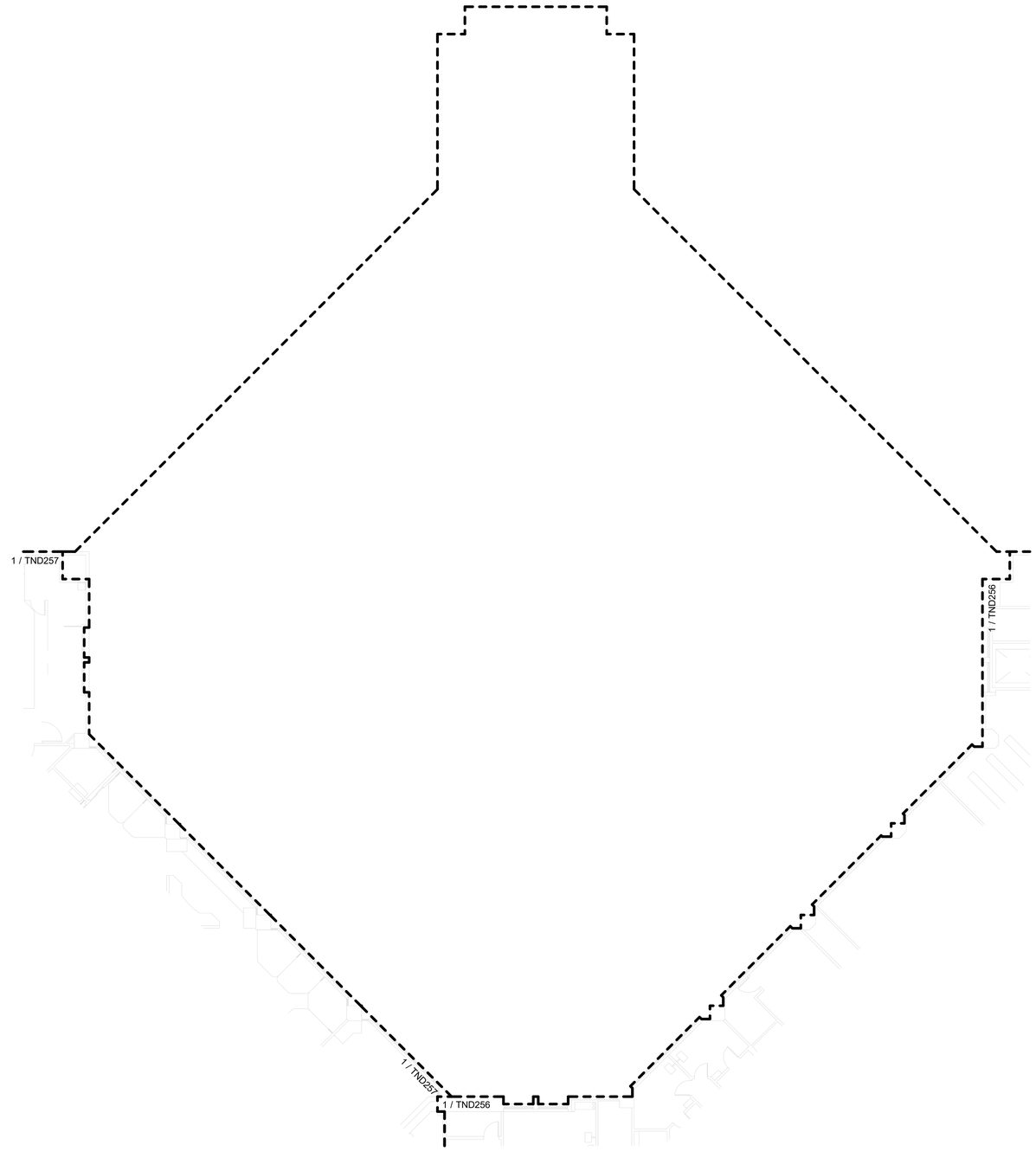

TELECOMMUNICATIONS GENERAL DEMOLIITON NOTES

A. DRAWING IS DIAGRAMMATIC IN NATURE AND IS NOT TO BE CONSTRUED AS ALL INCLUSIVE; FIELD VERIFY EXISTING CONDITIONS AND ADJUST WORK AS REQUIRED TO EXECUTE SPECIFIED WORK.

B. EXISTING CONDITIONS INDICATED ARE BASED ON GENERAL FIELD NOTES AND HISTORICAL DATA AND DOCUMENTATION AND ARE FOR REFERENCE PURPOSES ONLY TO DEFINE SCOPE OF WORK; FIELD VERIFY ALL CONDITIONS.

C. THIS SITE IS AN ACTIVE WORKING ENVIRONMENT; SYSTEMS SHALL NOT BE SHUTDOWN WITHOUT WRITTEN AUTHORIZATION; ALL REQUESTS SHALL BE SUBMITTED IN WRITING A MINIMUM OF TEN (10) WORKING-DAYS PRIOR TO PROPOSED ACTIVITY DATE OR NEED UNLESS DIRECTED OTHERWISE.

D. SEE T-001 TELECOMMUNICATIONS COVER SHEET FOR SYMBOLS DEFINITION:
1. SYMBOLS GRAYED/ HALFTONE: INDICATED FOR REFERENCE AND/OR INDICATING EXISTING UNLESS SPECIFICALLY NOTED OTHERWISE.
2. SYMBOLS DASHED OR SPECIFICALLY KEYED NOTED: INDICATES DEMOLITION WORK.

E. LOCATE EXISTING COMMUNICATIONS CABLE AND PATHWAYS THAT MAY BE AFFECTED BY DEMOLITION AND CONSTRUCTION PRIOR TO DEMOLITION, INCLUDING BUT NOT LIMITED TO SYSTEMS PATHWAYS AND SERVICE ENTRANCES.

F. VERIFY ACTUAL QUANTITIES AND LOCATIONS OF EXISTING EQUIPMENT TO BE DEMOLISHED WITH THE OWNER AND GENERAL CONTRACTOR PRIOR TO COMMENCEMENT OF DEMOLITION WORK.

G. PROVIDE PATCHING, PAINTING OR OTHER WORK NECESSARY TO REPAIR DAMAGE TO WALLS, CEILINGS, OR SIMILAR CAUSED BY THE DEMOLITION OF THE SYSTEM. COORDINATE REPAIR WORK WITH GENERAL CONTRACTOR AND OWNER.

H. PENETRATIONS IN FIRE RATED ASSEMBLIES RESULTING FROM THE REMOVAL OF EQUIPMENT, PATHWAYS, CABLING, OR OTHER EQUIPMENT SHALL BE FIRE STOPPED PER THE LATEST EDITION OF THE UL FIRE RESISTANCE DIRECTORY.

I. REFER TO ARCHITECTURAL PLANS FOR MORE INFORMATION REGARDING THE SCOPE OF DEMOLITION WORK.

J. DEMOLITION WORK INCLUDES REMOVAL OF OVERHEAD PA SYSTEM DEVICES, AND INFRASTRUCTURE INCLUDING EQUIPMENT MOUNTING, BACKBOXES, CABLING, PATHWAYS, HANGARS, AND OTHER SUPPORTS.

K. THE OWNER CLAIMS FIRST RIGHT OF REFUSAL FOR EXISTING EQUIPMENT. COORDINATE SALVAGE REQUIREMENTS WITH THE OWNER PRIOR TO DEMOLITION. IDENTIFY, TAG, AND CAREFULLY DECOMMISSION EQUIPMENT TO BE SALVAGED FOR THE OWNER. EQUIPMENT NOT WANTED BY THE OWNER SHALL BE REMOVED FROM THE SITE AT THE CONTRACTOR'S EXPENSE.

L. PROVIDE BLANK COVER PLATES MATCHING THE SURROUNDING SURFACES ON ALL BACKBOXES TO REMAIN IN PLACE.

M. A COMPLETELY NEW SYSTEM SHALL BE PROVIDED THROUGH THE VAMC CAMPUS. SEE SHEETS TN101 THROUGH TN420 FOR THE NEW SYSTEM DESIGN.

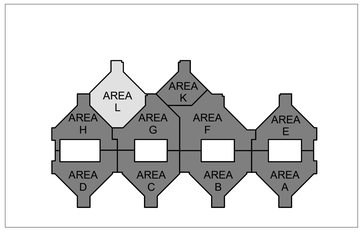

N

1 BLDG 100 - TELECOMMUNICATIONS DEMOLITION PLAN - LEVEL 4 - AREA L
3/32" = 1'-0"

FULLY SPRINKLERED

100% BID DOCUMENTS

No.	REVISION DESCRIPTION	DATE

CONSULTANTS:

ARCHITECT
SPUR DESIGN
312 SW 25TH STREET
OKLAHOMA CITY, OK 73109
(405) 842-6100

MECH / ELEC / PLUMB / TELECOM
SPUR DESIGN
2519 MADISON AVE., STE 100
KANSAS CITY, MO 64108
(913) 369-7200

FIRE PROTECTION ENGINEER
RATED ENGINEERING
609 S. KELLY AVENUE, STE H2
EDMOND, OK 73003
(405) 210-5814

INDUSTRIAL HYGENIST
RIVERFRONT SAFETY & HEALTH
11140 S TOWNE SQUARE, STE 100
ST. LOUIS, MO 63123
(314) 917-0148

PHYSICAL SECURITY
FORCE PROTECT
10901 FRONT BEACH RD, UNIT 1415
PANAMA CITY BEACH, FL 32407
(502) 836-4232

ENGINEER: H2B #: 23-133

H2B

H2B, INC.
1225 NORTH LOOP WEST, # 800
HOUSTON, TEXAS 77008
(713) 864-2900

TEXAS FIRM REGISTRATION #: 8856

STAMP:
REGISTERED COMMUNICATIONS DISTRIBUTION DESIGNER
Bicsi
KRISTOPHER G HETLAGE
BICSI ID # 329601
EXPIRES 12-31-27
RCDD
7/16/25

Drawing Title
TELECOMMUNICATIONS DEMOLITION PLANS - BUILDING 100 - LEVEL 4 - AREA L

VA Health Care System Approval:

Project Title
REPLACE/UPGRADE CAMPUS OVERHEAD PAGING SYSTEM

Location MICHAEL E. DEBAKEY VAMC
2002 HOLCOMBE BLVD
HOUSTON, TX 77030

Date **07/21/2025** | Checked KGH | Drawn MDT

Project Number **580-25-101**

Building Number

Drawing Number
TND259
Drawing # 103 OF 231

Veterans Health Administration

VA U.S. Department of Veterans Affairs

7/18/2025 17:14:12

VA FORM 08-6231

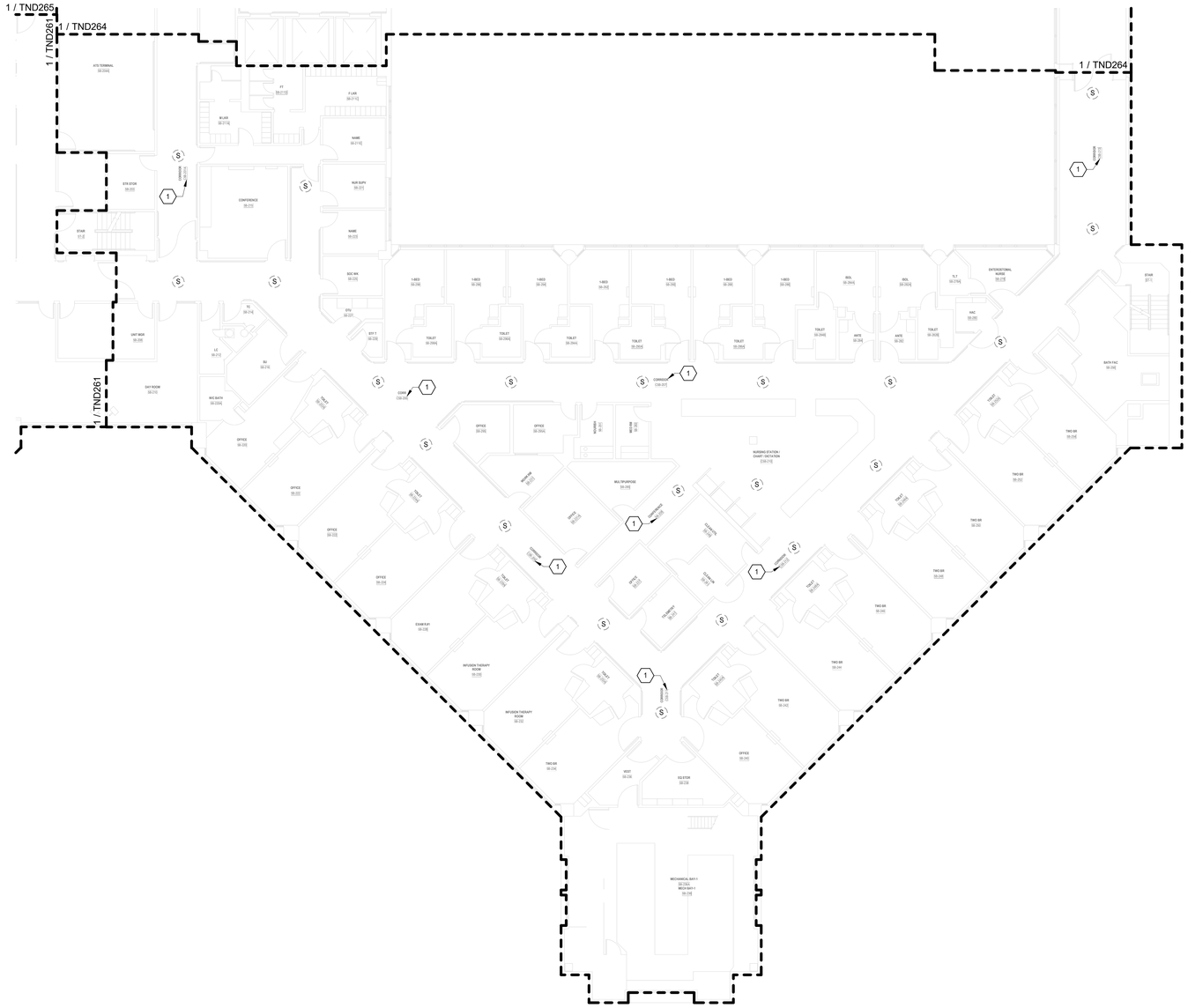

TELECOMMUNICATIONS GENERAL DEMOLIITON NOTES

A. DRAWING IS DIAGRAMMATIC IN NATURE AND IS NOT TO BE CONSTRUED AS ALL INCLUSIVE; FIELD VERIFY EXISTING CONDITIONS AND ADJUST WORK AS REQUIRED TO EXECUTE SPECIFIED WORK.

B. EXISTING CONDITIONS INDICATED ARE BASED ON GENERAL FIELD NOTES AND HISTORICAL DATA AND DOCUMENTATION AND ARE FOR REFERENCE PURPOSES ONLY TO DEFINE SCOPE OF WORK; FIELD VERIFY ALL CONDITIONS.

C. THIS SITE IS AN ACTIVE WORKING ENVIRONMENT; SYSTEMS SHALL NOT BE SHUTDOWN WITHOUT WRITTEN AUTHORIZATION; ALL REQUESTS SHALL BE SUBMITTED IN WRITING A MINIMUM OF TEN (10) WORKING-DAYS PRIOR TO PROPOSED ACTIVITY DATE OR NEED UNLESS DIRECTED OTHERWISE.

D. SEE T-001 TELECOMMUNICATIONS COVER SHEET FOR SYMBOLS DEFINITION:
1. SYMBOLS GRAYED/ HALFTONE: INDICATED FOR REFERENCE AND/OR INDICATING EXISTING UNLESS SPECIFICALLY NOTED OTHERWISE.
2. SYMBOLS DASHED OR SPECIFICALLY KEYED NOTED. INDICATES DEMOLITION WORK.

E. LOCATE EXISTING COMMUNICATIONS CABLE AND PATHWAYS THAT MAY BE AFFECTED BY DEMOLITION AND CONSTRUCTION PRIOR TO DEMOLITION, INCLUDING BUT NOT LIMITED TO SYSTEMS PATHWAYS AND SERVICE ENTRANCES.

F. VERIFY ACTUAL QUANTITIES AND LOCATIONS OF EXISTING EQUIPMENT TO BE DEMOLISHED WITH THE OWNER AND GENERAL CONTRACTOR PRIOR TO COMMENCEMENT OF DEMOLITION WORK.

G. PROVIDE PATCHING, PAINTING OR OTHER WORK.NECESSARY TO REPAIR DAMAGE TO WALLS, CEILINGS, OR SIMILAR CAUSED BY THE DEMOLITION OF THE SYSTEM. COORDINATE REPAIR WORK WITH GENERAL CONTRACTOR AND OWNER.

H. PENETRATIONS IN FIRE RATED ASSEMBLIES RESULTING FROM THE REMOVAL OF EQUIPMENT, PATHWAYS, CABLING, OR OTHER EQUIPMENT SHALL BE FIRE STOPPED PER THE LATEST EDITION OF THE UL FIRE RESISTANCE DIRECTORY.

I. REFER TO ARCHITECTURAL PLANS FOR MORE INFORMATION REGARDING THE SCOPE OF DEMOLITION WORK.

J. DEMOLITION WORK INCLUDES REMOVAL OF OVERHEAD PA SYSTEM DEVICES, AND INFRASTRUCTURE INCLUDING EQUIPMENT MOUNTING, BACKBOXES, CABLING, PATHWAYS, HANGARS, AND OTHER SUPPORTS.

K. THE OWNER CLAIMS FIRST RIGHT OF REFUSAL FOR EXISTING EQUIPMENT. COORDINATE SALVAGE REQUIREMENTS WITH THE OWNER PRIOR TO DEMOLITION. IDENTIFY, TAG, AND CAREFULLY DECOMMISSION EQUIPMENT TO BE SALVAGED FOR THE OWNER. EQUIPMENT NOT WANTED BY THE OWNER SHALL BE REMOVED FROM THE SITE AT THE CONTRACTOR'S EXPENSE.

L. PROVIDE BLANK COVER PLATES MATCHING THE SURROUNDING SURFACES ON ALL BACKBOXES TO REMAIN IN PLACE.

M. A COMPLETELY NEW SYSTEM SHALL BE PROVIDED THROUGH THE VAMC CAMPUS. SEE SHEETS TN101 THROUGH TN420 FOR THE NEW SYSTEM DESIGN.

TELECOMMUNICATIONS KEYNOTES

#	
1	EXISTING SPEAKER(S) INDICATED IN THIS AREA SHALL BE REPLACED WITH NEW IP-BASED PAGING SYSTEM. EXISTING SPEAKER TO REMAIN FUNCTIONAL UNTIL NEW IP-BASED SPEAKER SYSTEM HAS BEEN INSTALLED, TESTED, AND APPROVED. WHERE NEW SPEAKERS WILL BE INSTALLED IN SAME PLACE AS EXISTING, TEMPORARILY MOUNT EXISTING SPEAKER WHEN NEW SPEAKER IS INSTALLED. AFTER ACCEPTANCE OF NEW SPEAKER SYSTEM EXISTING SPEAKER, MOUNTING HARDWARE, CABLING, AND UNUSED RACEWAY SHALL BE DEMOLISHED BACK TO SOURCE.

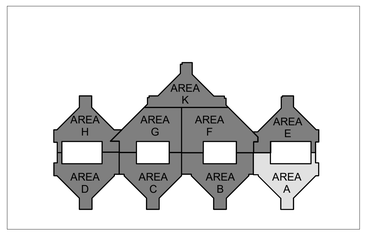

N

1 BLDG 100 - TELECOMMUNICATIONS DEMOLITION PLAN - LEVEL 5 - AREA A
3/32" = 1'-0"

FULLY SPRINKLERED

100% BID DOCUMENTS

No.	REVISION DESCRIPTION	DATE

CONSULTANTS:

ARCHITECT
SPUR DESIGN
312 SW 25TH STREET
OKLAHOMA CITY, OK 73109
(405) 842-6100

MECH / ELEC / PLUMB / TELECOM
SPUR DESIGN
2519 MADISON AVE., STE 100
KANSAS CITY, MO 64108
(913) 369-7200

FIRE PROTECTION ENGINEER
RATED ENGINEERING
609 S. KELLY AVENUE, STE H2
EDMOND, OK 73003
(405) 210-5814

INDUSTRIAL HYGENIST
RIVERFRONT SAFETY & HEALTH
11140 S TOWNE SQUARE, STE 100
ST. LOUIS, MO 63123
(314) 917-0148

PHYSICAL SECURITY
FORCE PROTECT
10901 FRONT BEACH RD, UNIT 1415
PANAMA CITY BEACH, FL 32407
(502) 836-4232

ENGINEER: H2B #: 23-133

H2B, INC.
1225 NORTH LOOP WEST, # 800
HOUSTON, TEXAS 77008
(713) 864-2900

TEXAS FIRM REGISTRATION #: 8856

STAMP:
REGISTERED COMMUNICATIONS DISTRIBUTION DESIGNER
BICSI
KRISTOPHER G HETLAGE
BICSI ID # 328601
EXPIRES 12-31-27
RCDD
9/4/25

Drawing Title
TELECOMMUNICATIONS DEMOLITION PLANS - BUILDING 100 - LEVEL 5 - AREA A

VA Health Care System Approval:

Project Title
REPLACE/UPGRADE CAMPUS OVERHEAD PAGING SYSTEM

Location MICHAEL E. DEBAKEY VAMC
2002 HOLCOMBE BLVD
HOUSTON, TX 77030

Date **07/21/2025** | Checked KGH | Drawn MDT

Project Number **580-25-101**

Building Number 100

Drawing Number
TND260
Drawing # 104 OF 231

Veterans Health Administration

VA U.S. Department of Veterans Affairs

7/18/2025 17:14:17

VA FORM 08-6231

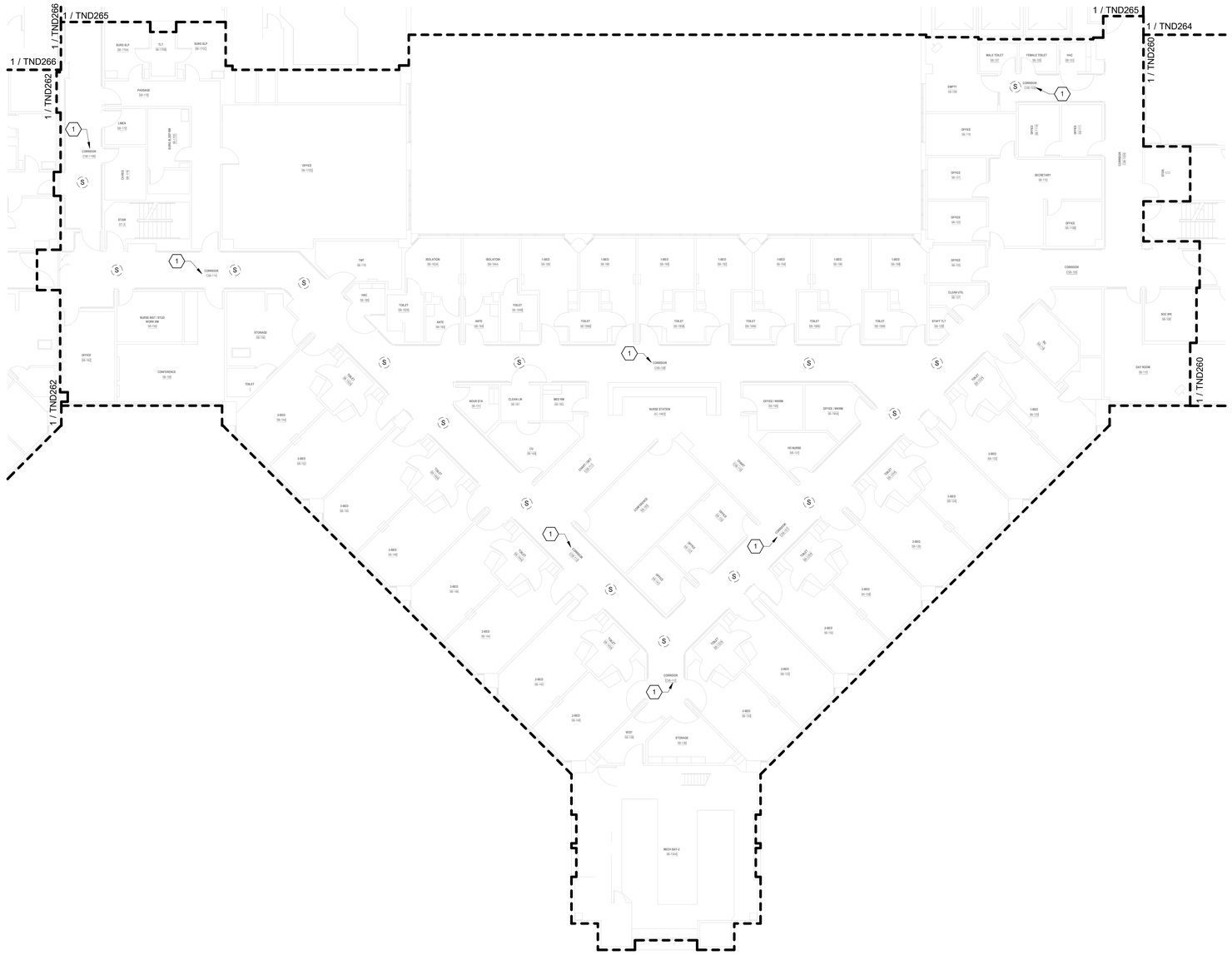

TELECOMMUNICATIONS GENERAL DEMOLIITON NOTES

A. DRAWING IS DIAGRAMMATIC IN NATURE AND IS NOT TO BE CONSTRUED AS ALL INCLUSIVE; FIELD VERIFY EXISTING CONDITIONS AND ADJUST WORK AS REQUIRED TO EXECUTE SPECIFIED WORK.

B. EXISTING CONDITIONS INDICATED ARE BASED ON GENERAL FIELD NOTES AND HISTORICAL DATA AND DOCUMENTATION AND ARE FOR REFERENCE PURPOSES ONLY TO DEFINE SCOPE OF WORK; FIELD VERIFY ALL CONDITIONS.

C. THIS SITE IS AN ACTIVE WORKING ENVIRONMENT; SYSTEMS SHALL NOT BE SHUTDOWN WITHOUT WRITTEN AUTHORIZATION; ALL REQUESTS SHALL BE SUBMITTED IN WRITING A MINIMUM OF TEN (10) WORKING-DAYS PRIOR TO PROPOSED ACTIVITY DATE OR NEED UNLESS DIRECTED OTHERWISE.

D. SEE T-001 TELECOMMUNICATIONS COVER SHEET FOR SYMBOLS DEFINITION:
1. SYMBOLS GRAYED/ HALFTONE: INDICATED FOR REFERENCE AND/OR INDICATING EXISTING UNLESS SPECIFICALLY NOTED OTHERWISE.
2. SYMBOLS DASHED OR SPECIFICALLY KEYED NOTED: INDICATES DEMOLITION WORK.

E. LOCATE EXISTING COMMUNICATIONS CABLE AND PATHWAYS THAT MAY BE AFFECTED BY DEMOLITION AND CONSTRUCTION PRIOR TO DEMOLITION, INCLUDING BUT NOT LIMITED TO SYSTEMS PATHWAYS AND SERVICE ENTRANCES.

F. VERIFY ACTUAL QUANTITIES AND LOCATIONS OF EXISTING EQUIPMENT TO BE DEMOLISHED WITH THE OWNER AND GENERAL CONTRACTOR PRIOR TO COMMENCEMENT OF DEMOLITION WORK.

G. PROVIDE PATCHING, PAINTING OR OTHER WORK NECESSARY TO REPAIR DAMAGE TO WALLS, CEILINGS, OR SIMILAR CAUSED BY THE DEMOLITION OF THE SYSTEM. COORDINATE REPAIR WORK WITH GENERAL CONTRACTOR AND OWNER.

H. PENETRATIONS IN FIRE RATED ASSEMBLIES RESULTING FROM THE REMOVAL OF EQUIPMENT, PATHWAYS, CABLING, OR OTHER EQUIPMENT SHALL BE FIRE STOPPED PER THE LATEST EDITION OF THE UL FIRE RESISTANCE DIRECTORY.

I. REFER TO ARCHITECTURAL PLANS FOR MORE INFORMATION REGARDING THE SCOPE OF DEMOLITION WORK.

J. DEMOLITION WORK INCLUDES REMOVAL OF OVERHEAD PA SYSTEM DEVICES, AND INFRASTRUCTURE INCLUDING EQUIPMENT MOUNTING, BACKBOXES, CABLING, PATHWAYS, HANGARS, AND OTHER SUPPORTS.

K. THE OWNER CLAIMS FIRST RIGHT OF REFUSAL FOR EXISTING EQUIPMENT. COORDINATE SALVAGE REQUIREMENTS WITH THE OWNER PRIOR TO DEMOLITION. IDENTIFY, TAG, AND CAREFULLY DECOMMISSION EQUIPMENT TO BE SALVAGED FOR THE OWNER. EQUIPMENT NOT WANTED BY THE OWNER SHALL BE REMOVED FROM THE SITE AT THE CONTRACTOR'S EXPENSE.

L. PROVIDE BLANK COVER PLATES MATCHING THE SURROUNDING SURFACES ON ALL BACKBOXES TO REMAIN IN PLACE.

M. A COMPLETELY NEW SYSTEM SHALL BE PROVIDED THROUGH THE VAMC CAMPUS. SEE SHEETS TN101 THROUGH TN420 FOR THE NEW SYSTEM DESIGN.

TELECOMMUNICATIONS KEYNOTES

#	
1	EXISTING SPEAKER(S) INDICATED IN THIS AREA SHALL BE REPLACED WITH NEW IP-BASED PAGING SYSTEM. EXISTING SPEAKER TO REMAIN FUNCTIONAL UNTIL NEW IP-BASED SPEAKER SYSTEM HAS BEEN INSTALLED, TESTED, AND APPROVED. WHERE NEW SPEAKERS WILL BE INSTALLED IN SAME PLACE AS EXISTING, TEMPORARILY MOUNT EXISTING SPEAKER WHEN NEW SPEAKER IS INSTALLED. AFTER ACCEPTANCE OF NEW SPEAKER SYSTEM EXISTING SPEAKER, MOUNTING HARDWARE, CABLING, AND UNUSED RACEWAY SHALL BE DEMOLISHED BACK TO SOURCE.

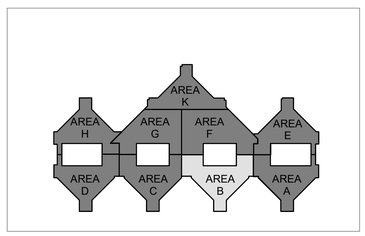

N

1 BLDG 100 - TELECOMMUNICATIONS DEMOLITION PLAN - LEVEL 5 - AREA B
3/32" = 1'-0"

FULLY SPRINKLERED

100% BID DOCUMENTS

No.	REVISION DESCRIPTION	DATE

CONSULTANTS:

ARCHITECT
SPUR DESIGN
312 SW 25TH STREET
OKLAHOMA CITY, OK 73109
(405) 842-6100

MECH / ELEC / PLUMB / TELECOM
SPUR DESIGN
2519 MADISON AVE., STE 100
KANSAS CITY, MO 64108
(913) 369-7200

FIRE PROTECTION ENGINEER
RATED ENGINEERING
609 S. KELLY AVENUE, STE H2
EDMOND, OK 73003
(405) 210-5814

INDUSTRIAL HYGENIST
RIVERFRONT SAFETY & HEALTH
11140 S TOWNE SQUARE, STE 100
ST. LOUIS, MO 63123
(314) 917-0148

PHYSICAL SECURITY
FORCE PROTECT
10901 FRONT BEACH RD, UNIT 1415
PANAMA CITY BEACH, FL 32407
(502) 836-4232

ENGINEER: H2B #: 23-133

H2B, INC.
1225 NORTH LOOP WEST, # 800
HOUSTON, TEXAS 77008
(713) 864-2900

TEXAS FIRM REGISTRATION #: 8856

STAMP:
REGISTERED COMMUNICATIONS DISTRIBUTION DESIGNER
BICSI
KRISTOPHER G HETLAGE
BICSI ID # 328600
EXPIRES 12-31-27
RCDD
7/21/25

Drawing Title
TELECOMMUNICATIONS DEMOLITION PLANS - BUILDING 100 - LEVEL 5 - AREA B

VA Health Care System Approval:

Project Title
REPLACE/UPGRADE CAMPUS OVERHEAD PAGING SYSTEM

Location: MICHAEL E. DEBAKEY VAMC, 2002 HOLCOMBE BLVD, HOUSTON, TX 77030

Date: **07/21/2025** | Checked: KGH | Drawn: MDT

Project Number: **580-25-101**
Building Number: 100
Drawing Number: **TND261**
Drawing # 105 OF 231

Veterans Health Administration
VA | U.S. Department of Veterans Affairs

7/18/2025 17:14:22

VA FORM 08-6231

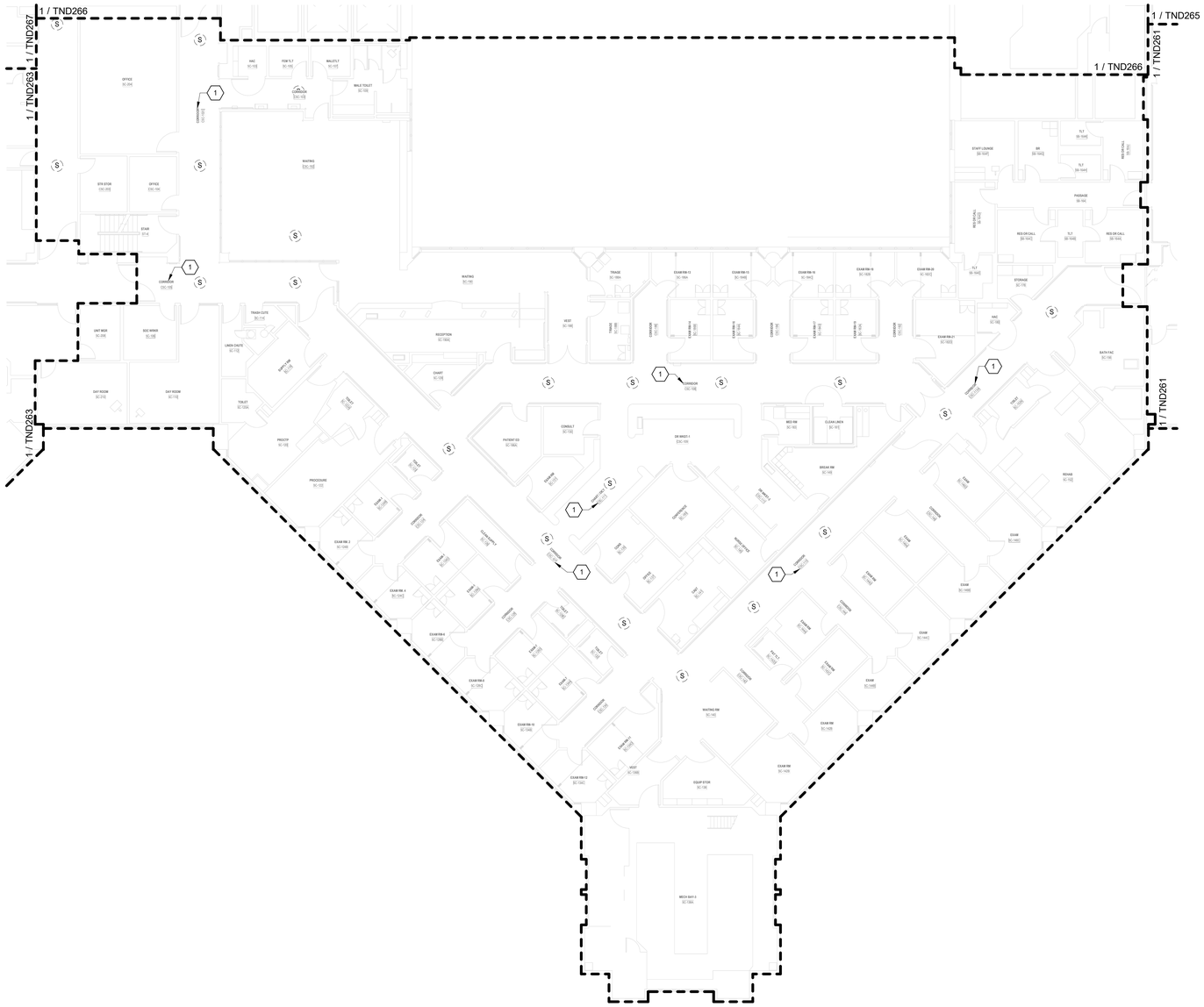
1 / TND266
1 / TND267
1 / TND263
1 / TND263
1 / TND265
1 / TND261
1 / TND266
1 / TND261
1 / TND263
OFFICE
STR STOR
OFFICE
START
CORRIDOR
WAITING
UNIT MGR
SOC WRKR
DAY ROOM
DAY ROOM
TRASH CHUTE
LINEN CHUTE
TOILET
RECEPTION
CHART
PROCEDURE
EXAM RM 2
EXAM RM 4
EXAM RM 6
EXAM RM 8
EXAM RM 10
EXAM RM 12
MECH SHFT 2
EQUIP STOR
WAITING RM
EXAM RM
EXAM
EXAM
EXA

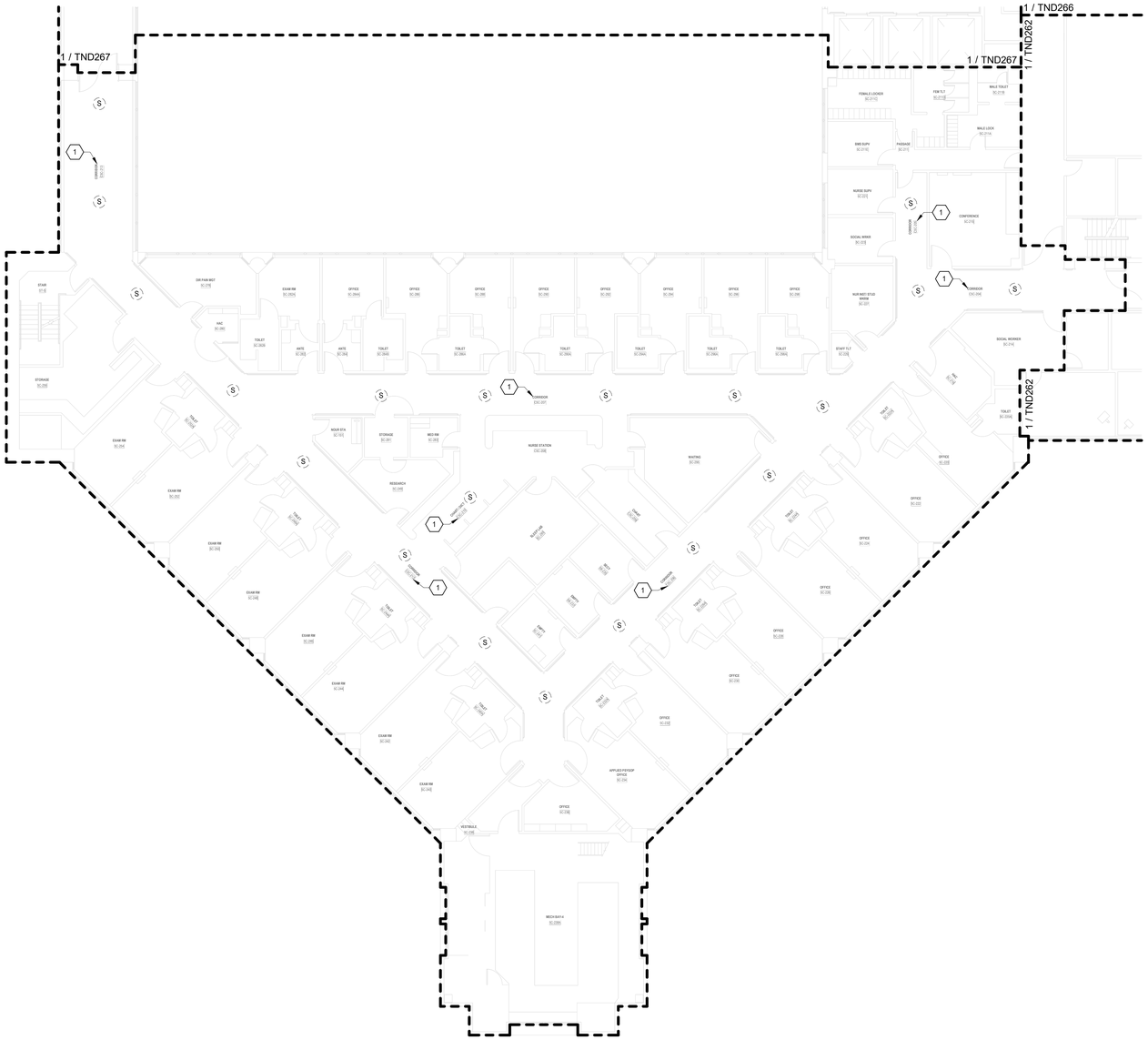

TELECOMMUNICATIONS GENERAL DEMOLIITON NOTES

A. DRAWING IS DIAGRAMMATIC IN NATURE AND IS NOT TO BE CONSTRUED AS ALL INCLUSIVE; FIELD VERIFY EXISTING CONDITIONS AND ADJUST WORK AS REQUIRED TO EXECUTE SPECIFIED WORK.

B. EXISTING CONDITIONS INDICATED ARE BASED ON GENERAL FIELD NOTES AND HISTORICAL DATA AND DOCUMENTATION AND ARE FOR REFERENCE PURPOSES ONLY TO DEFINE SCOPE OF WORK; FIELD VERIFY ALL CONDITIONS.

C. THIS SITE IS AN ACTIVE WORKING ENVIRONMENT; SYSTEMS SHALL NOT BE SHUTDOWN WITHOUT WRITTEN AUTHORIZATION; ALL REQUESTS SHALL BE SUBMITTED IN WRITING A MINIMUM OF TEN (10) WORKING-DAYS PRIOR TO PROPOSED ACTIVITY DATE OR NEED UNLESS DIRECTED OTHERWISE.

D. SEE T-001 TELECOMMUNICATIONS COVER SHEET FOR SYMBOLS DEFINITION:
1. SYMBOLS GRAYED/ HALFTONE: INDICATED FOR REFERENCE AND/OR INDICATING EXISTING UNLESS SPECIFICALLY NOTED OTHERWISE.
2. SYMBOLS DASHED OR SPECIFICALLY KEYED NOTED: INDICATES DEMOLITION WORK.

E. LOCATE EXISTING COMMUNICATIONS CABLE AND PATHWAYS THAT MAY BE AFFECTED BY DEMOLITION AND CONSTRUCTION PRIOR TO DEMOLITION, INCLUDING BUT NOT LIMITED TO SYSTEMS PATHWAYS AND SERVICE ENTRANCES.

F. VERIFY ACTUAL QUANTITIES AND LOCATIONS OF EXISTING EQUIPMENT TO BE DEMOLISHED WITH THE OWNER AND GENERAL CONTRACTOR PRIOR TO COMMENCEMENT OF DEMOLITION WORK.

G. PROVIDE PATCHING, PAINTING OR OTHER WORK NECESSARY TO REPAIR DAMAGE TO WALLS, CEILINGS, OR SIMILAR CAUSED BY THE DEMOLITION OF THE SYSTEM. COORDINATE REPAIR WORK WITH GENERAL CONTRACTOR AND OWNER.

H. PENETRATIONS IN FIRE RATED ASSEMBLIES RESULTING FROM THE REMOVAL OF EQUIPMENT, PATHWAYS, CABLING, OR OTHER EQUIPMENT SHALL BE FIRE STOPPED PER THE LATEST EDITION OF THE UL FIRE RESISTANCE DIRECTORY.

I. REFER TO ARCHITECTURAL PLANS FOR MORE INFORMATION REGARDING THE SCOPE OF DEMOLITION WORK.

J. DEMOLITION WORK INCLUDES REMOVAL OF OVERHEAD PA SYSTEM DEVICES, AND INFRASTRUCTURE INCLUDING EQUIPMENT MOUNTING, BACKBOXES, CABLING, PATHWAYS, HANGARS, AND OTHER SUPPORTS.

K. THE OWNER CLAIMS FIRST RIGHT OF REFUSAL FOR EXISTING EQUIPMENT. COORDINATE SALVAGE REQUIREMENTS WITH THE OWNER PRIOR TO DEMOLITION. IDENTIFY, TAG, AND CAREFULLY DECOMMISSION EQUIPMENT TO BE SALVAGED FOR THE OWNER. EQUIPMENT NOT WANTED BY THE OWNER SHALL BE REMOVED FROM THE SITE AT THE CONTRACTOR'S EXPENSE.

L. PROVIDE BLANK COVER PLATES MATCHING THE SURROUNDING SURFACES ON ALL BACKBOXES TO REMAIN IN PLACE.

M. A COMPLETELY NEW SYSTEM SHALL BE PROVIDED THROUGH THE VAMC CAMPUS. SEE SHEETS TN101 THROUGH TN420 FOR THE NEW SYSTEM DESIGN.

TELECOMMUNICATIONS KEYNOTES

#	
1	EXISTING SPEAKER(S) INDICATED IN THIS AREA SHALL BE REPLACED WITH NEW IP-BASED PAGING SYSTEM. EXISTING SPEAKER TO REMAIN FUNCTIONAL UNTIL NEW IP-BASED SPEAKER SYSTEM HAS BEEN INSTALLED, TESTED, AND APPROVED. WHERE NEW SPEAKERS WILL BE INSTALLED IN SAME PLACE AS EXISTING, TEMPORARILY MOUNT EXISTING SPEAKER WHEN NEW SPEAKER IS INSTALLED. AFTER ACCEPTANCE OF NEW SPEAKER SYSTEM EXISTING SPEAKER, MOUNTING HARDWARE, CABLING, AND UNUSED RACEWAY SHALL BE DEMOLISHED BACK TO SOURCE.

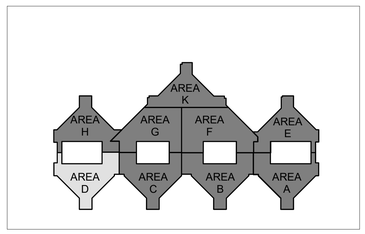

N

1 BLDG 100 - TELECOMMUNICATIONS DEMOLITION PLAN - LEVEL 5 - AREA D
3/32" = 1'-0"

FULLY SPRINKLERED

100% BID DOCUMENTS

No.	REVISION DESCRIPTION	DATE

CONSULTANTS:

ARCHITECT
SPUR DESIGN
312 SW 25TH STREET
OKLAHOMA CITY, OK 73109
(405) 842-6100

MECH / ELEC / PLUMB / TELECOM
SPUR DESIGN
2519 MADISON AVE., STE 100
KANSAS CITY, MO 64108
(913) 369-7200

FIRE PROTECTION ENGINEER
RATED ENGINEERING
609 S. KELLY AVENUE, STE H2
EDMOND, OK 73003
(405) 210-5814

INDUSTRIAL HYGENIST
RIVERFRONT SAFETY & HEALTH
11140 S TOWNE SQUARE, STE 100
ST. LOUIS, MO 63123
(314) 917-0148

PHYSICAL SECURITY
FORCE PROTECT
10901 FRONT BEACH RD, UNIT 1415
PANAMA CITY BEACH, FL 32407
(502) 836-4232

ENGINEER: H2B #: 23-133

H2B, INC.
1225 NORTH LOOP WEST, # 800
HOUSTON, TEXAS 77008
(713) 864-2900

TEXAS FIRM REGISTRATION #: 8856

STAMP:
REGISTERED COMMUNICATIONS DISTRIBUTION DESIGNER
BICSI
KRISTOPHER G HETLAGE
BICSI ID # 328601
EXPIRES 12-31-27
RCDD
7/14/25

Drawing Title
TELECOMMUNICATIONS DEMOLITION PLANS - BUILDING 100 - LEVEL 5 - AREA D

VA Health Care System Approval:

Project Title
REPLACE/UPGRADE CAMPUS OVERHEAD PAGING SYSTEM

Location MICHAEL E. DEBAKEY VAMC
2002 HOLCOMBE BLVD
HOUSTON, TX 77030

Date	Checked	Drawn
07/21/2025	KGH	MDT

Project Number
580-25-101

Building Number
100

Drawing Number
TND263
Drawing # 107 OF 231

Veterans Health Administration

U.S. Department of Veterans Affairs

7/18/2025 17:14:33

VA FORM 08-6231

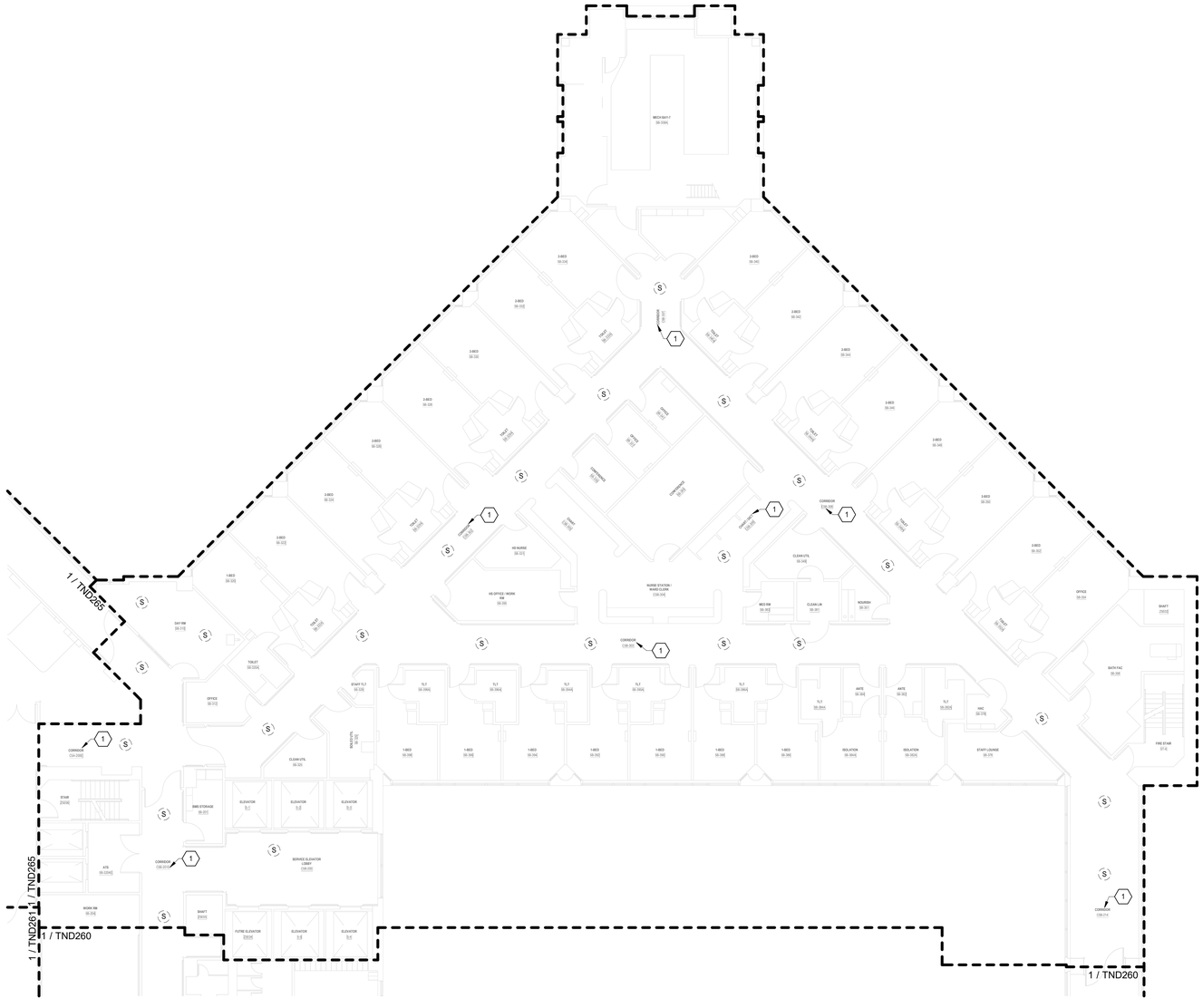

TELECOMMUNICATIONS GENERAL DEMOLIITON NOTES

A. DRAWING IS DIAGRAMMATIC IN NATURE AND IS NOT TO BE CONSTRUED AS ALL INCLUSIVE; FIELD VERIFY EXISTING CONDITIONS AND ADJUST WORK AS REQUIRED TO EXECUTE SPECIFIED WORK.

B. EXISTING CONDITIONS INDICATED ARE BASED ON GENERAL FIELD NOTES AND HISTORICAL DATA AND DOCUMENTATION AND ARE FOR REFERENCE PURPOSES ONLY TO DEFINE SCOPE OF WORK; FIELD VERIFY ALL CONDITIONS.

C. THIS SITE IS AN ACTIVE WORKING ENVIRONMENT; SYSTEMS SHALL NOT BE SHUTDOWN WITHOUT WRITTEN AUTHORIZATION; ALL REQUESTS SHALL BE SUBMITTED IN WRITING A MINIMUM OF TEN (10) WORKING-DAYS PRIOR TO PROPOSED ACTIVITY DATE OR NEED UNLESS DIRECTED OTHERWISE.

D. SEE T-001 TELECOMMUNICATIONS COVER SHEET FOR SYMBOLS DEFINITION:
1. SYMBOLS GRAYED/ HALFTONE: INDICATED FOR REFERENCE AND/OR INDICATING EXISTING UNLESS SPECIFICALLY NOTED OTHERWISE.
2. SYMBOLS DASHED OR SPECIFICALLY KEYED NOTED: INDICATES DEMOLITION WORK.

E. LOCATE EXISTING COMMUNICATIONS CABLE AND PATHWAYS THAT MAY BE AFFECTED BY DEMOLITION AND CONSTRUCTION PRIOR TO DEMOLITION, INCLUDING BUT NOT LIMITED TO SYSTEMS PATHWAYS AND SERVICE ENTRANCES.

F. VERIFY ACTUAL QUANTITIES AND LOCATIONS OF EXISTING EQUIPMENT TO BE DEMOLISHED WITH THE OWNER AND GENERAL CONTRACTOR PRIOR TO COMMENCEMENT OF DEMOLITION WORK.

G. PROVIDE PATCHING, PAINTING OR OTHER WORK NECESSARY TO REPAIR DAMAGE TO WALLS, CEILINGS, OR SIMILAR CAUSED BY THE DEMOLITION OF THE SYSTEM. COORDINATE REPAIR WORK WITH GENERAL CONTRACTOR AND OWNER.

H. PENETRATIONS IN FIRE RATED ASSEMBLIES RESULTING FROM THE REMOVAL OF EQUIPMENT, PATHWAYS, CABLING, OR OTHER EQUIPMENT SHALL BE FIRE STOPPED PER THE LATEST EDITION OF THE UL FIRE RESISTANCE DIRECTORY.

I. REFER TO ARCHITECTURAL PLANS FOR MORE INFORMATION REGARDING THE SCOPE OF DEMOLITION WORK.

J. DEMOLITION WORK INCLUDES REMOVAL OF OVERHEAD PA SYSTEM DEVICES, AND INFRASTRUCTURE INCLUDING EQUIPMENT MOUNTING, BACKBOXES, CABLING, PATHWAYS, HANGARS, AND OTHER SUPPORTS.

K. THE OWNER CLAIMS FIRST RIGHT OF REFUSAL FOR EXISTING EQUIPMENT. COORDINATE SALVAGE REQUIREMENTS WITH THE OWNER PRIOR TO DEMOLITION. IDENTIFY, TAG, AND CAREFULLY DECOMMISSION EQUIPMENT TO BE SALVAGED FOR THE OWNER. EQUIPMENT NOT WANTED BY THE OWNER SHALL BE REMOVED FROM THE SITE AT THE CONTRACTOR'S EXPENSE.

L. PROVIDE BLANK COVER PLATES MATCHING THE SURROUNDING SURFACES ON ALL BACKBOXES TO REMAIN IN PLACE.

M. A COMPLETELY NEW SYSTEM SHALL BE PROVIDED THROUGH THE VAMC CAMPUS. SEE SHEETS TN101 THROUGH TN420 FOR THE NEW SYSTEM DESIGN.

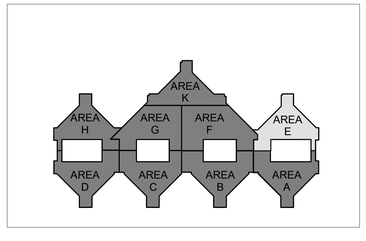

N

1 BLDG 100 - TELECOMMUNICATIONS DEMOLITION PLAN - LEVEL 5 - AREA E
3/32" = 1'-0"

FULLY SPRINKLERED

100% BID DOCUMENTS

No.	REVISION DESCRIPTION	DATE

CONSULTANTS:

ARCHITECT
SPUR DESIGN
312 SW 25TH STREET
OKLAHOMA CITY, OK 73109
(405) 842-6100

MECH / ELEC / PLUMB / TELECOM
SPUR DESIGN
2519 MADISON AVE., STE 100
KANSAS CITY, MO 64108
(913) 369-7200

FIRE PROTECTION ENGINEER
RATED ENGINEERING
609 S. KELLY AVENUE, STE H2
EDMOND, OK 73003
(405) 210-5814

INDUSTRIAL HYGENIST
RIVERFRONT SAFETY & HEALTH
11140 S TOWNE SQUARE, STE 100
ST. LOUIS, MO 63123
(314) 917-0148

PHYSICAL SECURITY
FORCE PROTECT
10901 FRONT BEACH RD, UNIT 1415
PANAMA CITY BEACH, FL 32407
(502) 836-4232

ENGINEER: H2B #: 23-133

H2B, INC.
1225 NORTH LOOP WEST, # 800
HOUSTON, TEXAS 77008
(713) 864-2900

TEXAS FIRM REGISTRATION #: 8856

STAMP:
REGISTERED COMMUNICATIONS DISTRIBUTION DESIGNER
Bicsi
KRISTOPHER G HETLAGE
BICSI ID # 328601
EXPIRES 12-31-27
RCDD
7/18/25

Drawing Title
TELECOMMUNICATIONS DEMOLITION PLANS - BUILDING 100 - LEVEL 5 - AREA E

VA Health Care System Approval:

Project Title
REPLACE/UPGRADE CAMPUS OVERHEAD PAGING SYSTEM

Location: MICHAEL E. DEBAKEY VAMC, 2002 HOLCOMBE BLVD, HOUSTON, TX 77030

Date: **07/21/2025** | Checked: KGH | Drawn: MDT

Project Number: **580-25-101**

Building Number:

Drawing Number
TND264
Drawing # 108 OF 231

Veterans Health Administration

U.S. Department of Veterans Affairs

7/18/2025 17:14:36

VA FORM 08-6231

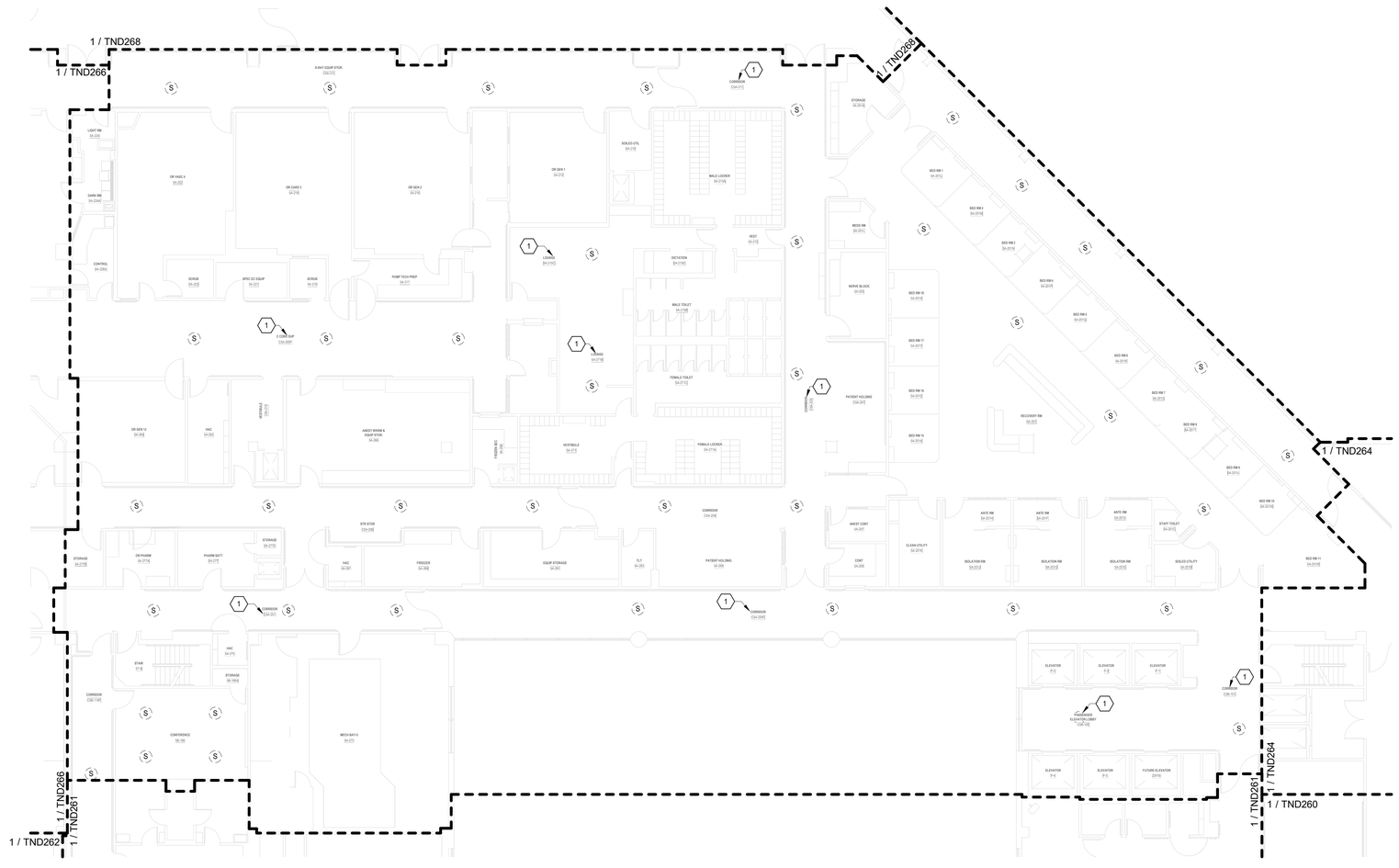

TELECOMMUNICATIONS GENERAL DEMOLIITON NOTES

A. DRAWING IS DIAGRAMMATIC IN NATURE AND IS NOT TO BE CONSTRUED AS ALL INCLUSIVE; FIELD VERIFY EXISTING CONDITIONS AND ADJUST WORK AS REQUIRED TO EXECUTE SPECIFIED WORK.

B. EXISTING CONDITIONS INDICATED ARE BASED ON GENERAL FIELD NOTES AND HISTORICAL DATA AND DOCUMENTATION AND ARE FOR REFERENCE PURPOSES ONLY TO DEFINE SCOPE OF WORK; FIELD VERIFY ALL CONDITIONS.

C. THIS SITE IS AN ACTIVE WORKING ENVIRONMENT; SYSTEMS SHALL NOT BE SHUTDOWN WITHOUT WRITTEN AUTHORIZATION; ALL REQUESTS SHALL BE SUBMITTED IN WRITING A MINIMUM OF TEN (10) WORKING-DAYS PRIOR TO PROPOSED ACTIVITY DATE OR NEED UNLESS DIRECTED OTHERWISE.

D. SEE T-001 TELECOMMUNICATIONS COVER SHEET FOR SYMBOLS DEFINITION:
1. SYMBOLS GRAYED/ HALFTONE: INDICATED FOR REFERENCE AND/OR INDICATING EXISTING UNLESS SPECIFICALLY NOTED OTHERWISE.
2. SYMBOLS DASHED OR SPECIFICALLY KEYED NOTED: INDICATES DEMOLITION WORK.

E. LOCATE EXISTING COMMUNICATIONS CABLE AND PATHWAYS THAT MAY BE AFFECTED BY DEMOLITION AND CONSTRUCTION PRIOR TO DEMOLITION, INCLUDING BUT NOT LIMITED TO SYSTEMS PATHWAYS AND SERVICE ENTRANCES.

F. VERIFY ACTUAL QUANTITIES AND LOCATIONS OF EXISTING EQUIPMENT TO BE DEMOLISHED WITH THE OWNER AND GENERAL CONTRACTOR PRIOR TO COMMENCEMENT OF DEMOLITION WORK.

G. PROVIDE PATCHING, PAINTING OR OTHER WORK NECESSARY TO REPAIR DAMAGE TO WALLS, CEILINGS, OR SIMILAR CAUSED BY THE DEMOLITION OF THE SYSTEM. COORDINATE REPAIR WORK WITH GENERAL CONTRACTOR AND OWNER.

H. PENETRATIONS IN FIRE RATED ASSEMBLIES RESULTING FROM THE REMOVAL OF EQUIPMENT, PATHWAYS, CABLING, OR OTHER EQUIPMENT SHALL BE FIRE STOPPED PER THE LATEST EDITION OF THE UL FIRE RESISTANCE DIRECTORY.

I. REFER TO ARCHITECTURAL PLANS FOR MORE INFORMATION REGARDING THE SCOPE OF DEMOLITION WORK.

J. DEMOLITION WORK INCLUDES REMOVAL OF OVERHEAD PA SYSTEM DEVICES, AND INFRASTRUCTURE INCLUDING EQUIPMENT MOUNTING, BACKBOXES, CABLING, PATHWAYS, HANGARS, AND OTHER SUPPORTS.

K. THE OWNER CLAIMS FIRST RIGHT OF REFUSAL FOR EXISTING EQUIPMENT. COORDINATE SALVAGE REQUIREMENTS WITH THE OWNER PRIOR TO DEMOLITION. IDENTIFY, TAG, AND CAREFULLY DECOMMISSION EQUIPMENT TO BE SALVAGED FOR THE OWNER. EQUIPMENT NOT WANTED BY THE OWNER SHALL BE REMOVED FROM THE SITE AT THE CONTRACTOR'S EXPENSE.

L. PROVIDE BLANK COVER PLATES MATCHING THE SURROUNDING SURFACES ON ALL BACKBOXES TO REMAIN IN PLACE.

M. A COMPLETELY NEW SYSTEM SHALL BE PROVIDED THROUGH THE VAMC CAMPUS. SEE SHEETS TN101 THROUGH TN420 FOR THE NEW SYSTEM DESIGN.

TELECOMMUNICATIONS KEYNOTES

#	
1	EXISTING SPEAKER(S) INDICATED IN THIS AREA SHALL BE REPLACED WITH NEW IP-BASED PAGING SYSTEM. EXISTING SPEAKER TO REMAIN FUNCTIONAL UNTIL NEW IP-BASED SPEAKER SYSTEM HAS BEEN INSTALLED, TESTED, AND APPROVED. WHERE NEW SPEAKERS WILL BE INSTALLED IN SAME PLACE AS EXISTING, TEMPORARILY MOUNT EXISTING SPEAKER WHEN NEW SPEAKER IS INSTALLED. AFTER ACCEPTANCE OF NEW SPEAKER SYSTEM EXISTING SPEAKER, MOUNTING HARDWARE, CABLING, AND UNUSED RACEWAY SHALL BE DEMOLISHED BACK TO SOURCE.

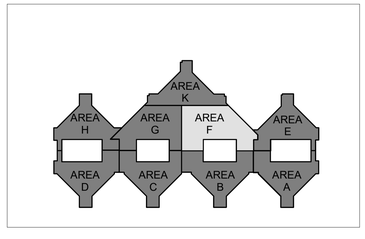

N

1 BLDG 100 - TELECOMMUNICATIONS DEMOLITION PLAN - LEVEL 5 - AREA F
3/32" = 1'-0"

FULLY SPRINKLERED

100% BID DOCUMENTS

No.	REVISION DESCRIPTION	DATE

CONSULTANTS:

ARCHITECT
SPUR DESIGN
312 SW 25TH STREET
OKLAHOMA CITY, OK 73109
(405) 842-6100

MECH / ELEC / PLUMB / TELECOM
SPUR DESIGN
2519 MADISON AVE., STE 100
KANSAS CITY, MO 64108
(913) 369-7200

FIRE PROTECTION ENGINEER
RATED ENGINEERING
609 S. KELLY AVENUE, STE H2
EDMOND, OK 73003
(405) 210-5814

INDUSTRIAL HYGENIST
RIVERFRONT SAFETY & HEALTH
11140 S TOWNE SQUARE, STE 100
ST. LOUIS, MO 63123
(314) 917-0148

PHYSICAL SECURITY
FORCE PROTECT
10901 FRONT BEACH RD, UNIT 1415
PANAMA CITY BEACH, FL 32407
(502) 836-4232

ENGINEER: H2B #: 23-133

H2B

H2B, INC.
1225 NORTH LOOP WEST, # 800
HOUSTON, TEXAS 77008
(713) 864-2900

TEXAS FIRM REGISTRATION #: 8856

STAMP:
REGISTERED COMMUNICATIONS DISTRIBUTION DESIGNER
BICSI
KRISTOPHER D HETLAGE
BICSI ID # 328601
EXPIRES 12-31-27
RCDD
7/14/25

Drawing Title
TELECOMMUNICATIONS DEMOLITION PLANS - BUILDING 100 - LEVEL 5 - AREA F

VA Health Care System Approval:

Project Title
REPLACE/UPGRADE CAMPUS OVERHEAD PAGING SYSTEM

Location MICHAEL E. DEBAKEY VAMC
2002 HOLCOMBE BLVD
HOUSTON, TX 77030

Date	Checked	Drawn
07/21/2025	KGH	MDT

Project Number
580-25-101

Building Number

Drawing Number
TND265
Drawing # 109 OF 231

Veterans Health Administration

VA U.S. Department of Veterans Affairs

7/18/2025 17:14:41

VA FORM 08-6231

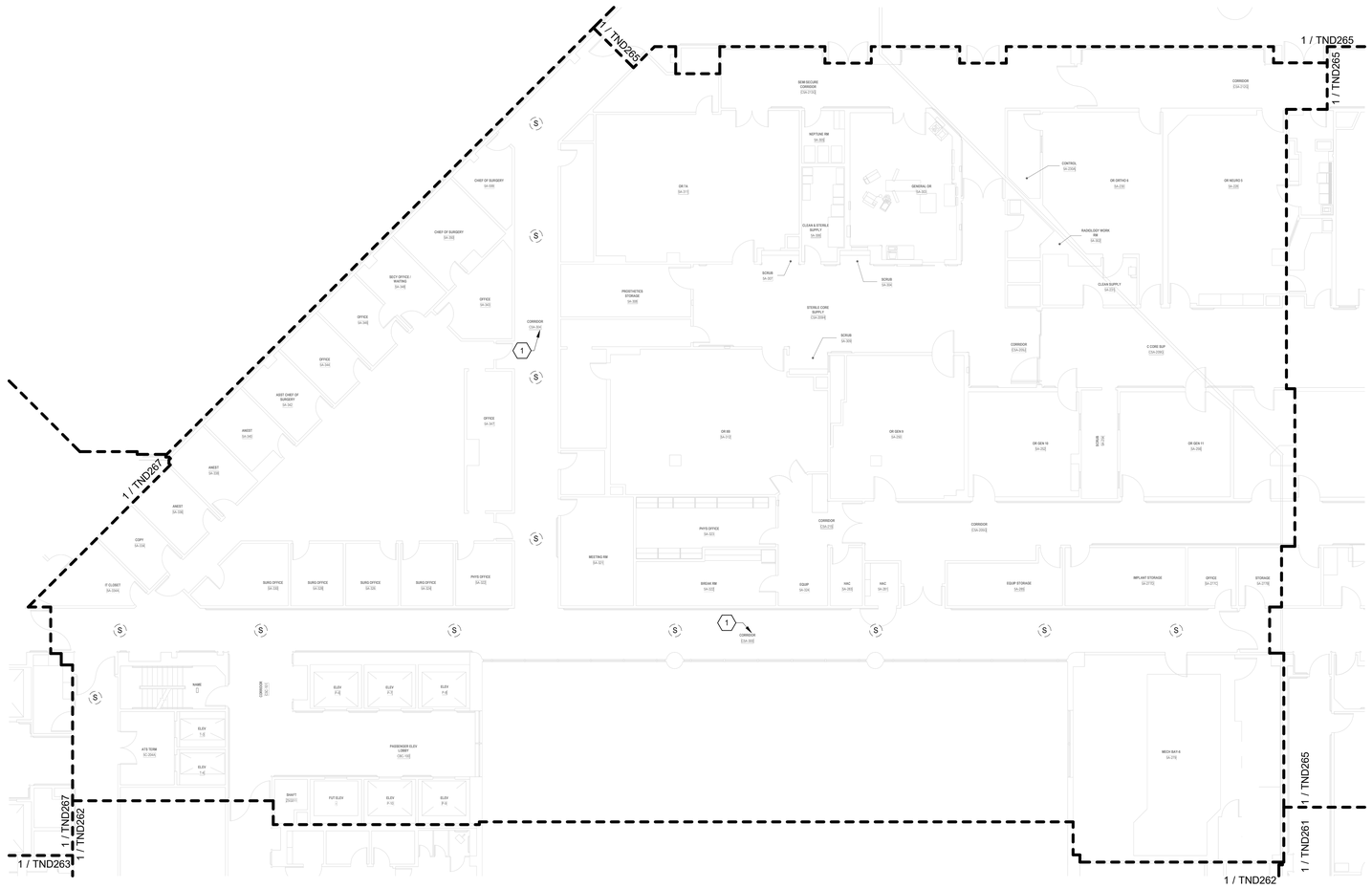

TELECOMMUNICATIONS GENERAL DEMOLIITON NOTES

A. DRAWING IS DIAGRAMMATIC IN NATURE AND IS NOT TO BE CONSTRUED AS ALL INCLUSIVE; FIELD VERIFY EXISTING CONDITIONS AND ADJUST WORK AS REQUIRED TO EXECUTE SPECIFIED WORK.

B. EXISTING CONDITIONS INDICATED ARE BASED ON GENERAL FIELD NOTES AND HISTORICAL DATA AND DOCUMENTATION AND ARE FOR REFERENCE PURPOSES ONLY TO DEFINE SCOPE OF WORK; FIELD VERIFY ALL CONDITIONS.

C. THIS SITE IS AN ACTIVE WORKING ENVIRONMENT; SYSTEMS SHALL NOT BE SHUTDOWN WITHOUT WRITTEN AUTHORIZATION; ALL REQUESTS SHALL BE SUBMITTED IN WRITING A MINIMUM OF TEN (10) WORKING-DAYS PRIOR TO PROPOSED ACTIVITY DATE OR NEED UNLESS DIRECTED OTHERWISE.

D. SEE T-001 TELECOMMUNICATIONS COVER SHEET FOR SYMBOLS DEFINITION:
1. SYMBOLS GRAYED/ HALFTONE: INDICATED FOR REFERENCE AND/OR INDICATING EXISTING UNLESS SPECIFICALLY NOTED OTHERWISE.
2. SYMBOLS DASHED OR SPECIFICALLY KEYED NOTED: INDICATES DEMOLITION WORK.

E. LOCATE EXISTING COMMUNICATIONS CABLE AND PATHWAYS THAT MAY BE AFFECTED BY DEMOLITION AND CONSTRUCTION PRIOR TO DEMOLITION, INCLUDING BUT NOT LIMITED TO SYSTEMS PATHWAYS AND SERVICE ENTRANCES.

F. VERIFY ACTUAL QUANTITIES AND LOCATIONS OF EXISTING EQUIPMENT TO BE DEMOLISHED WITH THE OWNER AND GENERAL CONTRACTOR PRIOR TO COMMENCEMENT OF DEMOLITION WORK.

G. PROVIDE PATCHING, PAINTING OR OTHER WORK NECESSARY TO REPAIR DAMAGE TO WALLS, CEILINGS, OR SIMILAR CAUSED BY THE DEMOLITION OF THE SYSTEM. COORDINATE REPAIR WORK WITH GENERAL CONTRACTOR AND OWNER.

H. PENETRATIONS IN FIRE RATED ASSEMBLIES RESULTING FROM THE REMOVAL OF EQUIPMENT, PATHWAYS, CABLING, OR OTHER EQUIPMENT SHALL BE FIRE STOPPED PER THE LATEST EDITION OF THE UL FIRE RESISTANCE DIRECTORY.

I. REFER TO ARCHITECTURAL PLANS FOR MORE INFORMATION REGARDING THE SCOPE OF DEMOLITION WORK.

J. DEMOLITION WORK INCLUDES REMOVAL OF OVERHEAD PA SYSTEM DEVICES, AND INFRASTRUCTURE INCLUDING EQUIPMENT MOUNTING, BACKBOXES, CABLING, PATHWAYS, HANGARS, AND OTHER SUPPORTS.

K. THE OWNER CLAIMS FIRST RIGHT OF REFUSAL FOR EXISTING EQUIPMENT. COORDINATE SALVAGE REQUIREMENTS WITH THE OWNER PRIOR TO DEMOLITION. IDENTIFY, TAG, AND CAREFULLY DECOMMISSION EQUIPMENT TO BE SALVAGED FOR THE OWNER. EQUIPMENT NOT WANTED BY THE OWNER SHALL BE REMOVED FROM THE SITE AT THE CONTRACTOR'S EXPENSE.

L. PROVIDE BLANK COVER PLATES MATCHING THE SURROUNDING SURFACES ON ALL BACKBOXES TO REMAIN IN PLACE.

M. A COMPLETELY NEW SYSTEM SHALL BE PROVIDED THROUGH THE VAMC CAMPUS. SEE SHEETS TN101 THROUGH TN420 FOR THE NEW SYSTEM DESIGN.

TELECOMMUNICATIONS KEYNOTES

#	
1	EXISTING SPEAKER(S) INDICATED IN THIS AREA SHALL BE REPLACED WITH NEW IP-BASED PAGING SYSTEM. EXISTING SPEAKER TO REMAIN FUNCTIONAL UNTIL NEW IP-BASED SPEAKER SYSTEM HAS BEEN INSTALLED, TESTED, AND APPROVED. WHERE NEW SPEAKERS WILL BE INSTALLED IN SAME PLACE AS EXISTING, TEMPORARILY MOUNT EXISTING SPEAKER WHEN NEW SPEAKER IS INSTALLED. AFTER ACCEPTANCE OF NEW SPEAKER SYSTEM EXISTING SPEAKER, MOUNTING HARDWARE, CABLING, AND UNUSED RACEWAY SHALL BE DEMOLISHED BACK TO SOURCE.

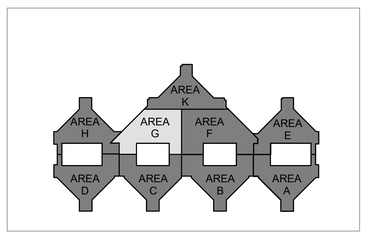

N

1 BLDG 100 - TELECOMMUNICATIONS DEMOLITION PLAN - LEVEL 5 - AREA G
3/32" = 1'-0"

FULLY SPRINKLERED

100% BID DOCUMENTS

No.	REVISION DESCRIPTION	DATE

CONSULTANTS:

ARCHITECT
SPUR DESIGN
312 SW 25TH STREET
OKLAHOMA CITY, OK 73109
(405) 842-6100

MECH / ELEC / PLUMB / TELECOM
SPUR DESIGN
2519 MADISON AVE., STE 100
KANSAS CITY, MO 64108
(913) 369-7200

FIRE PROTECTION ENGINEER
RATED ENGINEERING
609 S. KELLY AVENUE, STE H2
EDMOND, OK 73003
(405) 210-5814

INDUSTRIAL HYGENIST
RIVERFRONT SAFETY & HEALTH
11140 S TOWNE SQUARE, STE 100
ST. LOUIS, MO 63123
(314) 917-0148

PHYSICAL SECURITY
FORCE PROTECT
10901 FRONT BEACH RD, UNIT 1415
PANAMA CITY BEACH, FL 32407
(502) 836-4232

ENGINEER: H2B #: 23-133

H2B, INC.
1225 NORTH LOOP WEST, # 800
HOUSTON, TEXAS 77008
(713) 864-2900

TEXAS FIRM REGISTRATION #: 8856

STAMP:
REGISTERED COMMUNICATIONS DISTRIBUTION DESIGNER
BICSI
KRISTOPHER G HETLAGE
BICSI ID # 328601
EXPIRES 12-31-27
RCDD
7/21/25

Drawing Title
TELECOMMUNICATIONS DEMOLITION PLANS - BUILDING 100 - LEVEL 5 - AREA G

VA Health Care System Approval:

Project Title
REPLACE/UPGRADE CAMPUS OVERHEAD PAGING SYSTEM

Location: MICHAEL E. DEBAKEY VAMC, 2002 HOLCOMBE BLVD, HOUSTON, TX 77030

Date	Checked	Drawn
07/21/2025	KGH	MDT

Project Number: **580-25-101**

Building Number:

Drawing Number: **TND266**

Drawing # 110 OF 231

Veterans Health Administration

VA | U.S. Department of Veterans Affairs

7/18/2025 17:14:46

VA FORM 08-6231

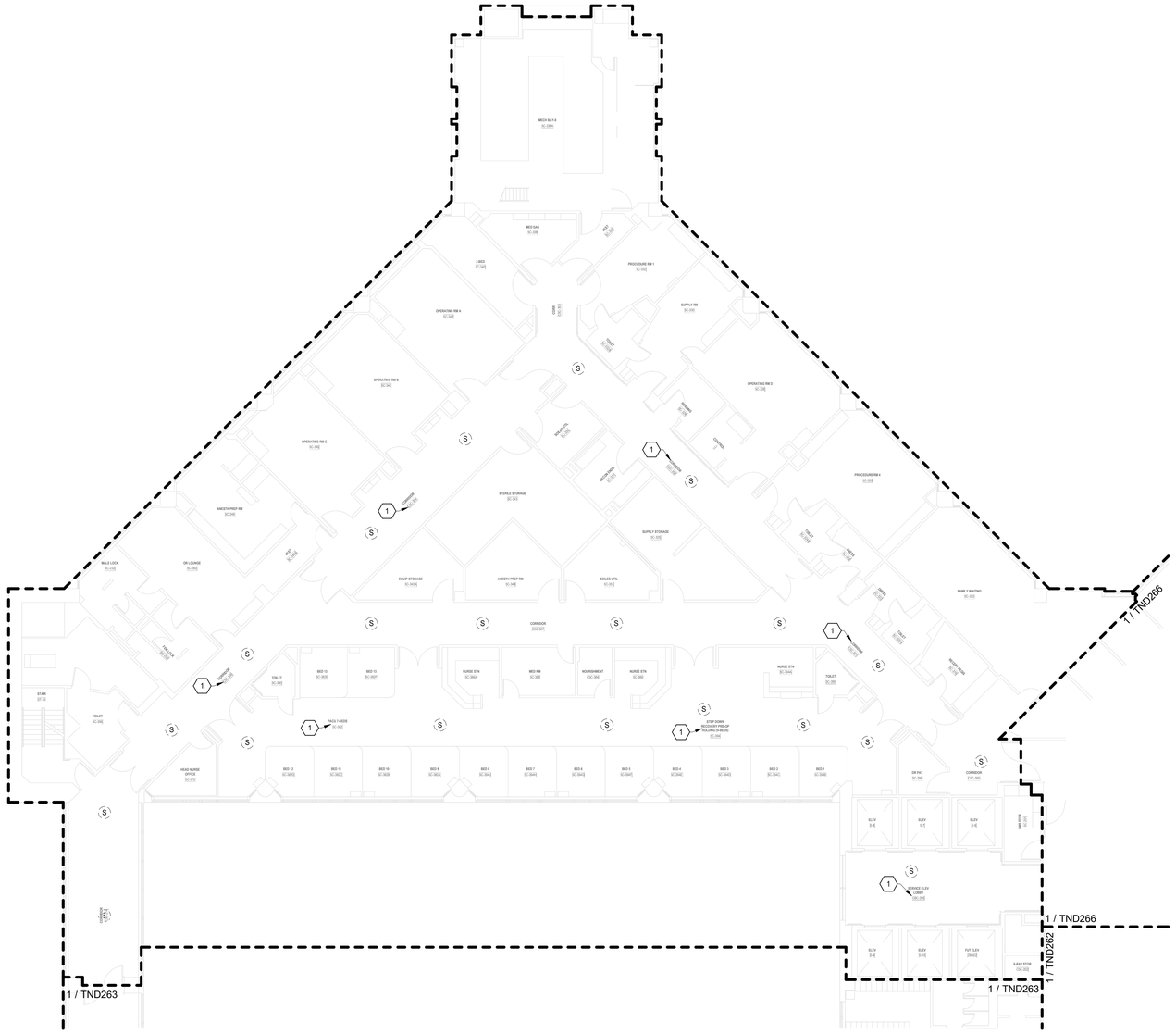

TELECOMMUNICATIONS GENERAL DEMOLIITON NOTES

A. DRAWING IS DIAGRAMMATIC IN NATURE AND IS NOT TO BE CONSTRUED AS ALL INCLUSIVE; FIELD VERIFY EXISTING CONDITIONS AND ADJUST WORK AS REQUIRED TO EXECUTE SPECIFIED WORK.

B. EXISTING CONDITIONS INDICATED ARE BASED ON GENERAL FIELD NOTES AND HISTORICAL DATA AND DOCUMENTATION AND ARE FOR REFERENCE PURPOSES ONLY TO DEFINE SCOPE OF WORK; FIELD VERIFY ALL CONDITIONS.

C. THIS SITE IS AN ACTIVE WORKING ENVIRONMENT; SYSTEMS SHALL NOT BE SHUTDOWN WITHOUT WRITTEN AUTHORIZATION; ALL REQUESTS SHALL BE SUBMITTED IN WRITING A MINIMUM OF TEN (10) WORKING-DAYS PRIOR TO PROPOSED ACTIVITY DATE OR NEED UNLESS DIRECTED OTHERWISE.

D. SEE T-001 TELECOMMUNICATIONS COVER SHEET FOR SYMBOLS DEFINITION:
1. SYMBOLS GRAYED/ HALFTONE: INDICATED FOR REFERENCE AND/OR INDICATING EXISTING UNLESS SPECIFICALLY NOTED OTHERWISE.
2. SYMBOLS DASHED OR SPECIFICALLY KEYED NOTED: INDICATES DEMOLITION WORK.

E. LOCATE EXISTING COMMUNICATIONS CABLE AND PATHWAYS THAT MAY BE AFFECTED BY DEMOLITION AND CONSTRUCTION PRIOR TO DEMOLITION, INCLUDING BUT NOT LIMITED TO SYSTEMS PATHWAYS AND SERVICE ENTRANCES.

F. VERIFY ACTUAL QUANTITIES AND LOCATIONS OF EXISTING EQUIPMENT TO BE DEMOLISHED WITH THE OWNER AND GENERAL CONTRACTOR PRIOR TO COMMENCEMENT OF DEMOLITION WORK.

G. PROVIDE PATCHING, PAINTING OR OTHER WORK NECESSARY TO REPAIR DAMAGE TO WALLS, CEILINGS, OR SIMILAR CAUSED BY THE DEMOLITION OF THE SYSTEM. COORDINATE REPAIR WORK WITH GENERAL CONTRACTOR AND OWNER.

H. PENETRATIONS IN FIRE RATED ASSEMBLIES RESULTING FROM THE REMOVAL OF EQUIPMENT, PATHWAYS, CABLING, OR OTHER EQUIPMENT SHALL BE FIRE STOPPED PER THE LATEST EDITION OF THE UL FIRE RESISTANCE DIRECTORY.

I. REFER TO ARCHITECTURAL PLANS FOR MORE INFORMATION REGARDING THE SCOPE OF DEMOLITION WORK.

J. DEMOLITION WORK INCLUDES REMOVAL OF OVERHEAD PA SYSTEM DEVICES, AND INFRASTRUCTURE INCLUDING EQUIPMENT MOUNTING, BACKBOXES, CABLING, PATHWAYS, HANGARS, AND OTHER SUPPORTS.

K. THE OWNER CLAIMS FIRST RIGHT OF REFUSAL FOR EXISTING EQUIPMENT. COORDINATE SALVAGE REQUIREMENTS WITH THE OWNER PRIOR TO DEMOLITION. IDENTIFY, TAG, AND CAREFULLY DECOMMISSION EQUIPMENT TO BE SALVAGED FOR THE OWNER. EQUIPMENT NOT WANTED BY THE OWNER SHALL BE REMOVED FROM THE SITE AT THE CONTRACTOR'S EXPENSE.

L. PROVIDE BLANK COVER PLATES MATCHING THE SURROUNDING SURFACES ON ALL BACKBOXES TO REMAIN IN PLACE.

M. A COMPLETELY NEW SYSTEM SHALL BE PROVIDED THROUGH THE VAMC CAMPUS. SEE SHEETS TN101 THROUGH TN420 FOR THE NEW SYSTEM DESIGN.

TELECOMMUNICATIONS KEYNOTES

#	
1	EXISTING SPEAKER(S) INDICATED IN THIS AREA SHALL BE REPLACED WITH NEW IP-BASED PAGING SYSTEM. EXISTING SPEAKER TO REMAIN FUNCTIONAL UNTIL NEW IP-BASED SPEAKER SYSTEM HAS BEEN INSTALLED, TESTED, AND APPROVED. WHERE NEW SPEAKERS WILL BE INSTALLED IN SAME PLACE AS EXISTING, TEMPORARILY MOUNT EXISTING SPEAKER WHEN NEW SPEAKER IS INSTALLED. AFTER ACCEPTANCE OF NEW SPEAKER SYSTEM EXISTING SPEAKER, MOUNTING HARDWARE, CABLING, AND UNUSED RACEWAY SHALL BE DEMOLISHED BACK TO SOURCE.

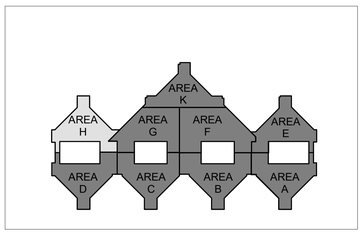

N

1 BLDG 100 - TELECOMMUNICATIONS DEMOLITION PLAN - LEVEL 5 - AREA H
3/32" = 1'-0"

FULLY SPRINKLERED

100% BID DOCUMENTS

No.	REVISION DESCRIPTION	DATE

CONSULTANTS:

ARCHITECT
SPUR DESIGN
312 SW 25TH STREET
OKLAHOMA CITY, OK 73109
(405) 842-6100

MECH / ELEC / PLUMB / TELECOM
SPUR DESIGN
2519 MADISON AVE., STE 100
KANSAS CITY, MO 64108
(913) 369-7200

FIRE PROTECTION ENGINEER
RATED ENGINEERING
609 S. KELLY AVENUE, STE H2
EDMOND, OK 73003
(405) 210-5814

INDUSTRIAL HYGIENIST
RIVERFRONT SAFETY & HEALTH
11140 S TOWNE SQUARE, STE 100
ST. LOUIS, MO 63123
(314) 917-0148

PHYSICAL SECURITY
FORCE PROTECT
10901 FRONT BEACH RD, UNIT 1415
PANAMA CITY BEACH, FL 32407
(502) 836-4232

ENGINEER: H2B #: 23-133

H2B, INC.
1225 NORTH LOOP WEST, # 800
HOUSTON, TEXAS 77008
(713) 864-2900

TEXAS FIRM REGISTRATION #: 8856

STAMP:
REGISTERED COMMUNICATIONS DISTRIBUTION DESIGNER
BICSI
KRISTOPHER G HETLAGE
BICSI ID # 328601
EXPIRES 12-31-27
RCDD
7/14/25

Drawing Title
TELECOMMUNICATIONS DEMOLITION PLANS - BUILDING 100 - LEVEL 5 - AREA H

VA Health Care System Approval:

Project Title
REPLACE/UPGRADE CAMPUS OVERHEAD PAGING SYSTEM

Location MICHAEL E. DEBAKEY VAMC
2002 HOLCOMBE BLVD
HOUSTON, TX 77030

Date	Checked	Drawn
07/21/2025	KGH	MDT

Project Number **580-25-101**

Building Number

Drawing Number
TND267
Drawing # 111 OF 231

Veterans Health Administration

VA U.S. Department of Veterans Affairs

7/18/2025 17:14:51

VA FORM 08-6231

TELECOMMUNICATIONS GENERAL DEMOLIITON NOTES

A. DRAWING IS DIAGRAMMATIC IN NATURE AND IS NOT TO BE CONSTRUED AS ALL INCLUSIVE; FIELD VERIFY EXISTING CONDITIONS AND ADJUST WORK AS REQUIRED TO EXECUTE SPECIFIED WORK.

B. EXISTING CONDITIONS INDICATED ARE BASED ON GENERAL FIELD NOTES AND HISTORICAL DATA AND DOCUMENTATION AND ARE FOR REFERENCE PURPOSES ONLY TO DEFINE SCOPE OF WORK; FIELD VERIFY ALL CONDITIONS.

C. THIS SITE IS AN ACTIVE WORKING ENVIRONMENT; SYSTEMS SHALL NOT BE SHUTDOWN WITHOUT WRITTEN AUTHORIZATION; ALL REQUESTS SHALL BE SUBMITTED IN WRITING A MINIMUM OF TEN (10) WORKING-DAYS PRIOR TO PROPOSED ACTIVITY DATE OR NEED UNLESS DIRECTED OTHERWISE.

D. SEE T-001 TELECOMMUNICATIONS COVER SHEET FOR SYMBOLS DEFINITION:
1. SYMBOLS GRAYED/ HALFTONE: INDICATED FOR REFERENCE AND/OR INDICATING EXISTING UNLESS SPECIFICALLY NOTED OTHERWISE.
2. SYMBOLS DASHED OR SPECIFICALLY KEYED NOTED: INDICATES DEMOLITION WORK.

E. LOCATE EXISTING COMMUNICATIONS CABLE AND PATHWAYS THAT MAY BE AFFECTED BY DEMOLITION AND CONSTRUCTION PRIOR TO DEMOLITION, INCLUDING BUT NOT LIMITED TO SYSTEMS PATHWAYS AND SERVICE ENTRANCES.

F. VERIFY ACTUAL QUANTITIES AND LOCATIONS OF EXISTING EQUIPMENT TO BE DEMOLISHED WITH THE OWNER AND GENERAL CONTRACTOR PRIOR TO COMMENCEMENT OF DEMOLITION WORK.

G. PROVIDE PATCHING, PAINTING OR OTHER WORK NECESSARY TO REPAIR DAMAGE TO WALLS, CEILINGS, OR SIMILAR CAUSED BY THE DEMOLITION OF THE SYSTEM. COORDINATE REPAIR WORK WITH GENERAL CONTRACTOR AND OWNER.

H. PENETRATIONS IN FIRE RATED ASSEMBLIES RESULTING FROM THE REMOVAL OF EQUIPMENT, PATHWAYS, CABLING, OR OTHER EQUIPMENT SHALL BE FIRE STOPPED PER THE LATEST EDITION OF THE UL FIRE RESISTANCE DIRECTORY.

I. REFER TO ARCHITECTURAL PLANS FOR MORE INFORMATION REGARDING THE SCOPE OF DEMOLITION WORK.

J. DEMOLITION WORK INCLUDES REMOVAL OF OVERHEAD PA SYSTEM DEVICES, AND INFRASTRUCTURE INCLUDING EQUIPMENT MOUNTING, BACKBOXES, CABLING, PATHWAYS, HANGARS, AND OTHER SUPPORTS.

K. THE OWNER CLAIMS FIRST RIGHT OF REFUSAL FOR EXISTING EQUIPMENT. COORDINATE SALVAGE REQUIREMENTS WITH THE OWNER PRIOR TO DEMOLITION. IDENTIFY, TAG, AND CAREFULLY DECOMMISSION EQUIPMENT TO BE SALVAGED FOR THE OWNER. EQUIPMENT NOT WANTED BY THE OWNER SHALL BE REMOVED FROM THE SITE AT THE CONTRACTOR'S EXPENSE.

L. PROVIDE BLANK COVER PLATES MATCHING THE SURROUNDING SURFACES ON ALL BACKBOXES TO REMAIN IN PLACE.

M. A COMPLETELY NEW SYSTEM SHALL BE PROVIDED THROUGH THE VAMC CAMPUS. SEE SHEETS TN101 THROUGH TN420 FOR THE NEW SYSTEM DESIGN.

TELECOMMUNICATIONS KEYNOTES

#	
1	EXISTING SPEAKER(S) INDICATED IN THIS AREA SHALL BE REPLACED WITH NEW IP-BASED PAGING SYSTEM. EXISTING SPEAKER TO REMAIN FUNCTIONAL UNTIL NEW IP-BASED SPEAKER SYSTEM HAS BEEN INSTALLED, TESTED, AND APPROVED. WHERE NEW SPEAKERS WILL BE INSTALLED IN SAME PLACE AS EXISTING, TEMPORARILY MOUNT EXISTING SPEAKER WHEN NEW SPEAKER IS INSTALLED. AFTER ACCEPTANCE OF NEW SPEAKER SYSTEM EXISTING SPEAKER, MOUNTING HARDWARE, CABLING, AND UNUSED RACEWAY SHALL BE DEMOLISHED BACK TO SOURCE.

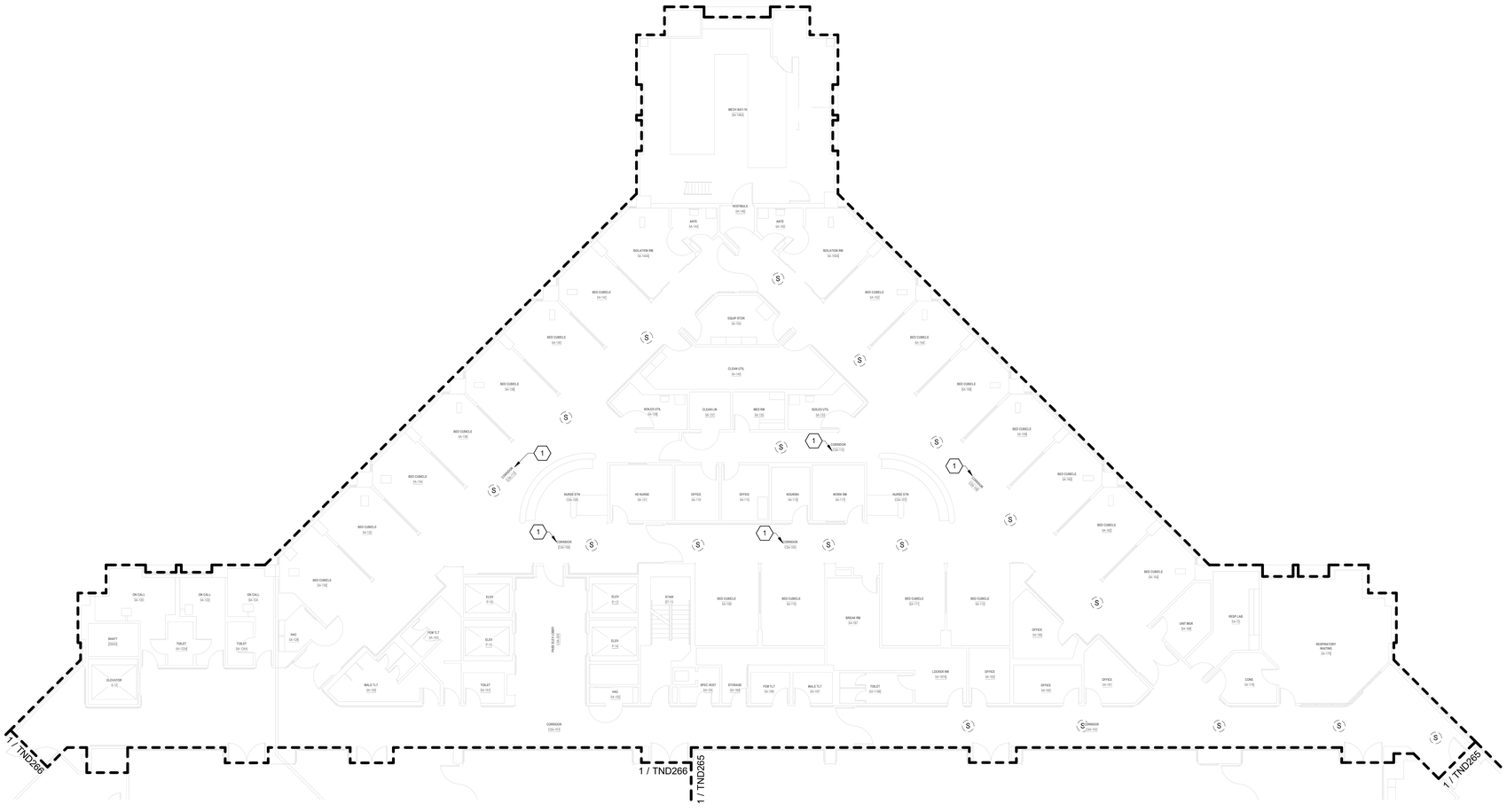

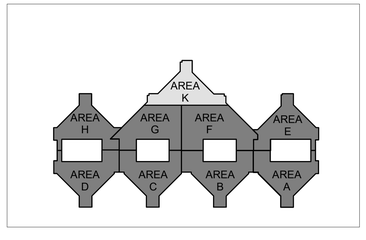

1 BLDG 100 - TELECOMMUNICATIONS DEMOLITION PLAN - LEVEL 5 - AREA K
3/32" = 1'-0"

FULLY SPRINKLERED

100% BID DOCUMENTS

No.	REVISION DESCRIPTION	DATE

CONSULTANTS:

ARCHITECT
SPUR DESIGN
312 SW 25TH STREET
OKLAHOMA CITY, OK 73109
(405) 842-6100

MECH / ELEC / PLUMB / TELECOM
SPUR DESIGN
2519 MADISON AVE., STE 100
KANSAS CITY, MO 64108
(913) 369-7200

FIRE PROTECTION ENGINEER
RATED ENGINEERING
609 S. KELLY AVENUE, STE H2
EDMOND, OK 73003
(405) 210-5814

INDUSTRIAL HYGENIST
RIVERFRONT SAFETY & HEALTH
11140 S TOWNE SQUARE, STE 100
ST. LOUIS, MO 63123
(314) 917-0148

PHYSICAL SECURITY
FORCE PROTECT
10901 FRONT BEACH RD, UNIT 1415
PANAMA CITY BEACH, FL 32407
(502) 836-4232

ENGINEER: H2B #: 23-133

H2B, INC.
1225 NORTH LOOP WEST, # 800
HOUSTON, TEXAS 77008
(713) 864-2900

TEXAS FIRM REGISTRATION #: 8856

STAMP:
REGISTERED COMMUNICATIONS DISTRIBUTION DESIGNER
BICSI
KRISTOPHER G HETLAGE
BICSI ID # 328601
EXPIRES 12-31-27
RCDD
7/14/25

Drawing Title
TELECOMMUNICATIONS DEMOLITION PLANS - BUILDING 100 - LEVEL 5 - AREA K

VA Health Care System Approval:

Project Title
REPLACE/UPGRADE CAMPUS OVERHEAD PAGING SYSTEM

Location MICHAEL E. DEBAKEY VAMC
2002 HOLCOMBE BLVD
HOUSTON, TX 77030

Date **07/21/2025** | Checked KGH | Drawn MDT

Project Number **580-25-101**

Building Number

Drawing Number
TND268
Drawing # 112 OF 231

Veterans Health Administration

VA U.S. Department of Veterans Affairs

7/18/2025 17:14:56

VA FORM 08-6231

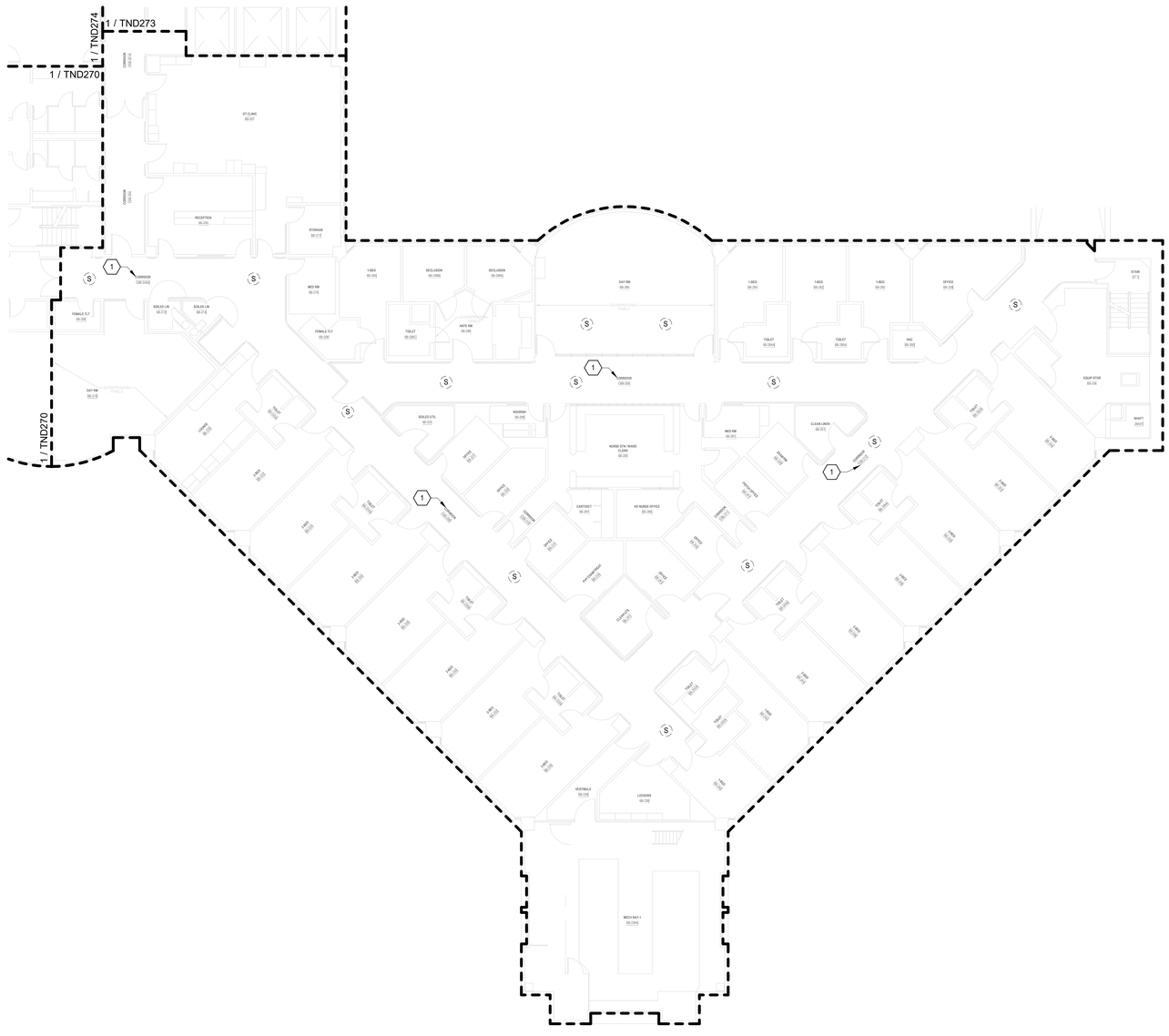

TELECOMMUNICATIONS GENERAL DEMOLIITON NOTES

A. DRAWING IS DIAGRAMMATIC IN NATURE AND IS NOT TO BE CONSTRUED AS ALL INCLUSIVE; FIELD VERIFY EXISTING CONDITIONS AND ADJUST WORK AS REQUIRED TO EXECUTE SPECIFIED WORK.

B. EXISTING CONDITIONS INDICATED ARE BASED ON GENERAL FIELD NOTES AND HISTORICAL DATA AND DOCUMENTATION AND ARE FOR REFERENCE PURPOSES ONLY TO DEFINE SCOPE OF WORK; FIELD VERIFY ALL CONDITIONS.

C. THIS SITE IS AN ACTIVE WORKING ENVIRONMENT; SYSTEMS SHALL NOT BE SHUTDOWN WITHOUT WRITTEN AUTHORIZATION; ALL REQUESTS SHALL BE SUBMITTED IN WRITING A MINIMUM OF TEN (10) WORKING-DAYS PRIOR TO PROPOSED ACTIVITY DATE OR NEED UNLESS DIRECTED OTHERWISE.

D. SEE T-001 TELECOMMUNICATIONS COVER SHEET FOR SYMBOLS DEFINITION:
1. SYMBOLS GRAYED/ HALFTONE: INDICATED FOR REFERENCE AND/OR INDICATING EXISTING UNLESS SPECIFICALLY NOTED OTHERWISE.
2. SYMBOLS DASHED OR SPECIFICALLY KEYED NOTED: INDICATES DEMOLITION WORK.

E. LOCATE EXISTING COMMUNICATIONS CABLE AND PATHWAYS THAT MAY BE AFFECTED BY DEMOLITION AND CONSTRUCTION PRIOR TO DEMOLITION, INCLUDING BUT NOT LIMITED TO SYSTEMS PATHWAYS AND SERVICE ENTRANCES.

F. VERIFY ACTUAL QUANTITIES AND LOCATIONS OF EXISTING EQUIPMENT TO BE DEMOLISHED WITH THE OWNER AND GENERAL CONTRACTOR PRIOR TO COMMENCEMENT OF DEMOLITION WORK.

G. PROVIDE PATCHING, PAINTING OR OTHER WORK.NECESSARY TO REPAIR DAMAGE TO WALLS, CEILINGS, OR SIMILAR CAUSED BY THE DEMOLITION OF THE SYSTEM. COORDINATE REPAIR WORK WITH GENERAL CONTRACTOR AND OWNER.

H. PENETRATIONS IN FIRE RATED ASSEMBLIES RESULTING FROM THE REMOVAL OF EQUIPMENT, PATHWAYS, CABLING, OR OTHER EQUIPMENT SHALL BE FIRE STOPPED PER THE LATEST EDITION OF THE UL FIRE RESISTANCE DIRECTORY.

I. REFER TO ARCHITECTURAL PLANS FOR MORE INFORMATION REGARDING THE SCOPE OF DEMOLITION WORK.

J. DEMOLITION WORK INCLUDES REMOVAL OF OVERHEAD PA SYSTEM DEVICES, AND INFRASTRUCTURE INCLUDING EQUIPMENT MOUNTING, BACKBOXES, CABLING, PATHWAYS, HANGARS, AND OTHER SUPPORTS.

K. THE OWNER CLAIMS FIRST RIGHT OF REFUSAL FOR EXISTING EQUIPMENT. COORDINATE SALVAGE REQUIREMENTS WITH THE OWNER PRIOR TO DEMOLITION. IDENTIFY, TAG, AND CAREFULLY DECOMMISSION EQUIPMENT TO BE SALVAGED FOR THE OWNER. EQUIPMENT NOT WANTED BY THE OWNER SHALL BE REMOVED FROM THE SITE AT THE CONTRACTOR'S EXPENSE.

L. PROVIDE BLANK COVER PLATES MATCHING THE SURROUNDING SURFACES ON ALL BACKBOXES TO REMAIN IN PLACE.

M. A COMPLETELY NEW SYSTEM SHALL BE PROVIDED THROUGH THE VAMC CAMPUS. SEE SHEETS TN101 THROUGH TN420 FOR THE NEW SYSTEM DESIGN.

TELECOMMUNICATIONS KEYNOTES

#	
1	EXISTING SPEAKER(S) INDICATED IN THIS AREA SHALL BE REPLACED WITH NEW IP-BASED PAGING SYSTEM. EXISTING SPEAKER TO REMAIN FUNCTIONAL UNTIL NEW IP-BASED SPEAKER SYSTEM HAS BEEN INSTALLED, TESTED, AND APPROVED. WHERE NEW SPEAKERS WILL BE INSTALLED IN SAME PLACE AS EXISTING, TEMPORARILY MOUNT EXISTING SPEAKER WHEN NEW SPEAKER IS INSTALLED. AFTER ACCEPTANCE OF NEW SPEAKER SYSTEM EXISTING SPEAKER, MOUNTING HARDWARE, CABLING, AND UNUSED RACEWAY SHALL BE DEMOLISHED BACK TO SOURCE.

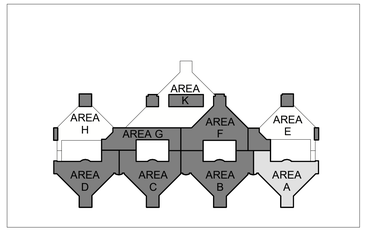

N

1 BLDG 100 - TELECOMMUNICATIONS DEMOLITION PLAN - LEVEL 6 - AREA A
3/32" = 1'-0"

FULLY SPRINKLERED

100% BID DOCUMENTS

No.	REVISION DESCRIPTION	DATE

CONSULTANTS:

ARCHITECT
SPUR DESIGN
312 SW 25TH STREET
OKLAHOMA CITY, OK 73109
(405) 842-6100

MECH / ELEC / PLUMB / TELECOM
SPUR DESIGN
2519 MADISON AVE., STE 100
KANSAS CITY, MO 64108
(913) 369-7200

FIRE PROTECTION ENGINEER
RATED ENGINEERING
609 S. KELLY AVENUE, STE H2
EDMOND, OK 73003
(405) 210-5814

INDUSTRIAL HYGENIST
RIVERFRONT SAFETY & HEALTH
11140 S TOWNE SQUARE, STE 100
ST. LOUIS, MO 63123
(314) 917-0148

PHYSICAL SECURITY
FORCE PROTECT
10901 FRONT BEACH RD, UNIT 1415
PANAMA CITY BEACH, FL 32407
(502) 836-4232

ENGINEER: H2B #: 23-133

H2B

H2B, INC.
1225 NORTH LOOP WEST, # 800
HOUSTON, TEXAS 77008
(713) 864-2900

TEXAS FIRM REGISTRATION #: 8856

STAMP:
REGISTERED COMMUNICATIONS DISTRIBUTION DESIGNER
BICSI
KRISTOPHER S HETLAGE
BICSI ID # 328601
EXPIRES 12-31-27
RCDD
7/14/25

Drawing Title
TELECOMMUNICATIONS DEMOLITION PLANS - BUILDING 100 - LEVEL 6 - AREA A

VA Health Care System Approval:

Project Title
REPLACE/UPGRADE CAMPUS OVERHEAD PAGING SYSTEM

Location MICHAEL E. DEBAKEY VAMC
2002 HOLCOMBE BLVD
HOUSTON, TX 77030

Date **07/21/2025** | Checked KGH | Drawn MDT

Project Number **580-25-101**

Building Number 100

Drawing Number
TND269
Drawing # 113 OF 231

Veterans Health Administration

VA U.S. Department of Veterans Affairs

7/18/2025 17:15:00

VA FORM 08-6231

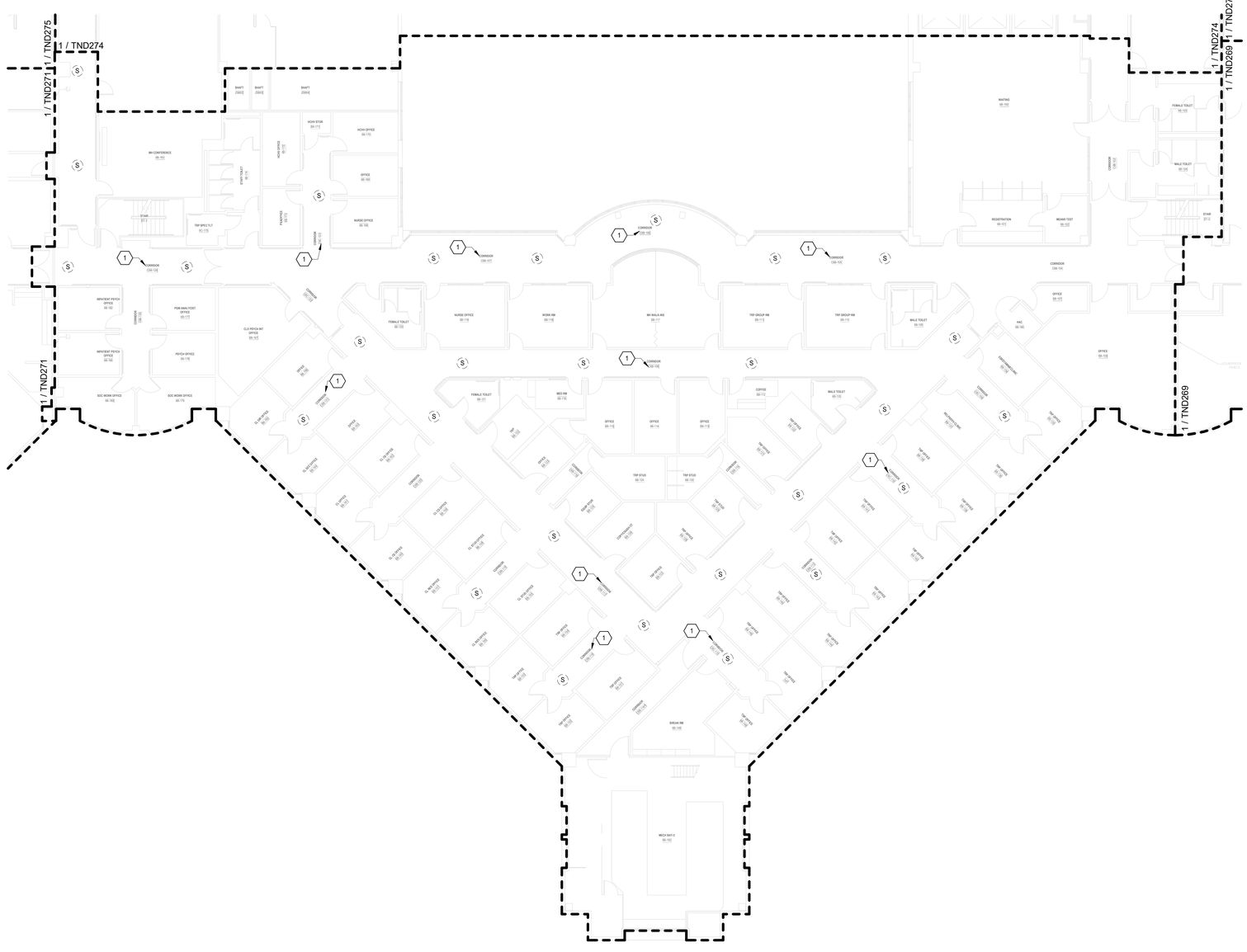

TELECOMMUNICATIONS GENERAL DEMOLIITON NOTES

A. DRAWING IS DIAGRAMMATIC IN NATURE AND IS NOT TO BE CONSTRUED AS ALL INCLUSIVE; FIELD VERIFY EXISTING CONDITIONS AND ADJUST WORK AS REQUIRED TO EXECUTE SPECIFIED WORK.

B. EXISTING CONDITIONS INDICATED ARE BASED ON GENERAL FIELD NOTES AND HISTORICAL DATA AND DOCUMENTATION AND ARE FOR REFERENCE PURPOSES ONLY TO DEFINE SCOPE OF WORK; FIELD VERIFY ALL CONDITIONS.

C. THIS SITE IS AN ACTIVE WORKING ENVIRONMENT; SYSTEMS SHALL NOT BE SHUTDOWN WITHOUT WRITTEN AUTHORIZATION; ALL REQUESTS SHALL BE SUBMITTED IN WRITING A MINIMUM OF TEN (10) WORKING-DAYS PRIOR TO PROPOSED ACTIVITY DATE OR NEED UNLESS DIRECTED OTHERWISE.

D. SEE T-001 TELECOMMUNICATIONS COVER SHEET FOR SYMBOLS DEFINITION:
1. SYMBOLS GRAYED/ HALFTONE: INDICATED FOR REFERENCE AND/OR INDICATING EXISTING UNLESS SPECIFICALLY NOTED OTHERWISE.
2. SYMBOLS DASHED OR SPECIFICALLY KEYED NOTED. INDICATES DEMOLITION WORK.

E. LOCATE EXISTING COMMUNICATIONS CABLE AND PATHWAYS THAT MAY BE AFFECTED BY DEMOLITION AND CONSTRUCTION PRIOR TO DEMOLITION, INCLUDING BUT NOT LIMITED TO SYSTEMS PATHWAYS AND SERVICE ENTRANCES.

F. VERIFY ACTUAL QUANTITIES AND LOCATIONS OF EXISTING EQUIPMENT TO BE DEMOLISHED WITH THE OWNER AND GENERAL CONTRACTOR PRIOR TO COMMENCEMENT OF DEMOLITION WORK.

G. PROVIDE PATCHING, PAINTING OR OTHER WORK NECESSARY TO REPAIR DAMAGE TO WALLS, CEILINGS, OR SIMILAR CAUSED BY THE DEMOLITION OF THE SYSTEM. COORDINATE REPAIR WORK WITH GENERAL CONTRACTOR AND OWNER.

H. PENETRATIONS IN FIRE RATED ASSEMBLIES RESULTING FROM THE REMOVAL OF EQUIPMENT, PATHWAYS, CABLING, OR OTHER EQUIPMENT SHALL BE FIRE STOPPED PER THE LATEST EDITION OF THE UL FIRE RESISTANCE DIRECTORY.

I. REFER TO ARCHITECTURAL PLANS FOR MORE INFORMATION REGARDING THE SCOPE OF DEMOLITION WORK.

J. DEMOLITION WORK INCLUDES REMOVAL OF OVERHEAD PA SYSTEM DEVICES, AND INFRASTRUCTURE INCLUDING EQUIPMENT MOUNTING, BACKBOXES, CABLING, PATHWAYS, HANGARS, AND OTHER SUPPORTS.

K. THE OWNER CLAIMS FIRST RIGHT OF REFUSAL FOR EXISTING EQUIPMENT. COORDINATE SALVAGE REQUIREMENTS WITH THE OWNER PRIOR TO DEMOLITION. IDENTIFY, TAG, AND CAREFULLY DECOMMISSION EQUIPMENT TO BE SALVAGED FOR THE OWNER. EQUIPMENT NOT WANTED BY THE OWNER SHALL BE REMOVED FROM THE SITE AT THE CONTRACTOR'S EXPENSE.

L. PROVIDE BLANK COVER PLATES MATCHING THE SURROUNDING SURFACES ON ALL BACKBOXES TO REMAIN IN PLACE.

M. A COMPLETELY NEW SYSTEM SHALL BE PROVIDED THROUGH THE VAMC CAMPUS. SEE SHEETS TN101 THROUGH TN420 FOR THE NEW SYSTEM DESIGN.

TELECOMMUNICATIONS KEYNOTES

#	
1	EXISTING SPEAKER(S) INDICATED IN THIS AREA SHALL BE REPLACED WITH NEW IP-BASED PAGING SYSTEM. EXISTING SPEAKER TO REMAIN FUNCTIONAL UNTIL NEW IP-BASED SPEAKER SYSTEM HAS BEEN INSTALLED, TESTED, AND APPROVED. WHERE NEW SPEAKERS WILL BE INSTALLED IN SAME PLACE AS EXISTING, TEMPORARILY MOUNT EXISTING SPEAKER WHEN NEW SPEAKER IS INSTALLED. AFTER ACCEPTANCE OF NEW SPEAKER SYSTEM EXISTING SPEAKER, MOUNTING HARDWARE, CABLING, AND UNUSED RACEWAY SHALL BE DEMOLISHED BACK TO SOURCE.

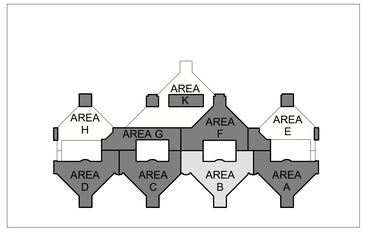

N

1 BLDG 100 - TELECOMMUNICATIONS DEMOLITION PLAN - LEVEL 6 - AREA B
3/32" = 1'-0"

FULLY SPRINKLERED

100% BID DOCUMENTS

No.	REVISION DESCRIPTION	DATE

CONSULTANTS:

ARCHITECT
SPUR DESIGN
312 SW 25TH STREET
OKLAHOMA CITY, OK 73109
(405) 842-6100

MECH / ELEC / PLUMB / TELECOM
SPUR DESIGN
2519 MADISON AVE., STE 100
KANSAS CITY, MO 64108
(913) 369-7200

FIRE PROTECTION ENGINEER
RATED ENGINEERING
609 S. KELLY AVENUE, STE H2
EDMOND, OK 73003
(405) 210-5814

INDUSTRIAL HYGENIST
RIVERFRONT SAFETY & HEALTH
11140 S TOWNE SQUARE, STE 100
ST. LOUIS, MO 63123
(314) 917-0148

PHYSICAL SECURITY
FORCE PROTECT
10901 FRONT BEACH RD, UNIT 1415
PANAMA CITY BEACH, FL 32407
(502) 836-4232

ENGINEER: H2B #: 23-133

H2B

H2B, INC.
1225 NORTH LOOP WEST, # 800
HOUSTON, TEXAS 77008
(713) 864-2900

TEXAS FIRM REGISTRATION #: 8856

STAMP:
REGISTERED COMMUNICATIONS DISTRIBUTION DESIGNER
Bicsi
KRISTOPHER G HETLAGE
BICSI ID # 328601
EXPIRES 12-31-27
RCDD
7/18/25

Drawing Title
TELECOMMUNICATIONS DEMOLITION PLANS - BUILDING 100 - LEVEL 6 - AREA B

VA Health Care System Approval:

Project Title
REPLACE/UPGRADE CAMPUS OVERHEAD PAGING SYSTEM

Location MICHAEL E. DEBAKEY VAMC
2002 HOLCOMBE BLVD
HOUSTON, TX 77030

Date	Checked	Drawn
07/21/2025	KGH	MDT

Project Number
580-25-101

Building Number
100

Drawing Number
TND270
Drawing # 114 OF 231

Veterans Health Administration

VA U.S. Department of Veterans Affairs

7/18/2025 17:15:06

VA FORM 08-6231

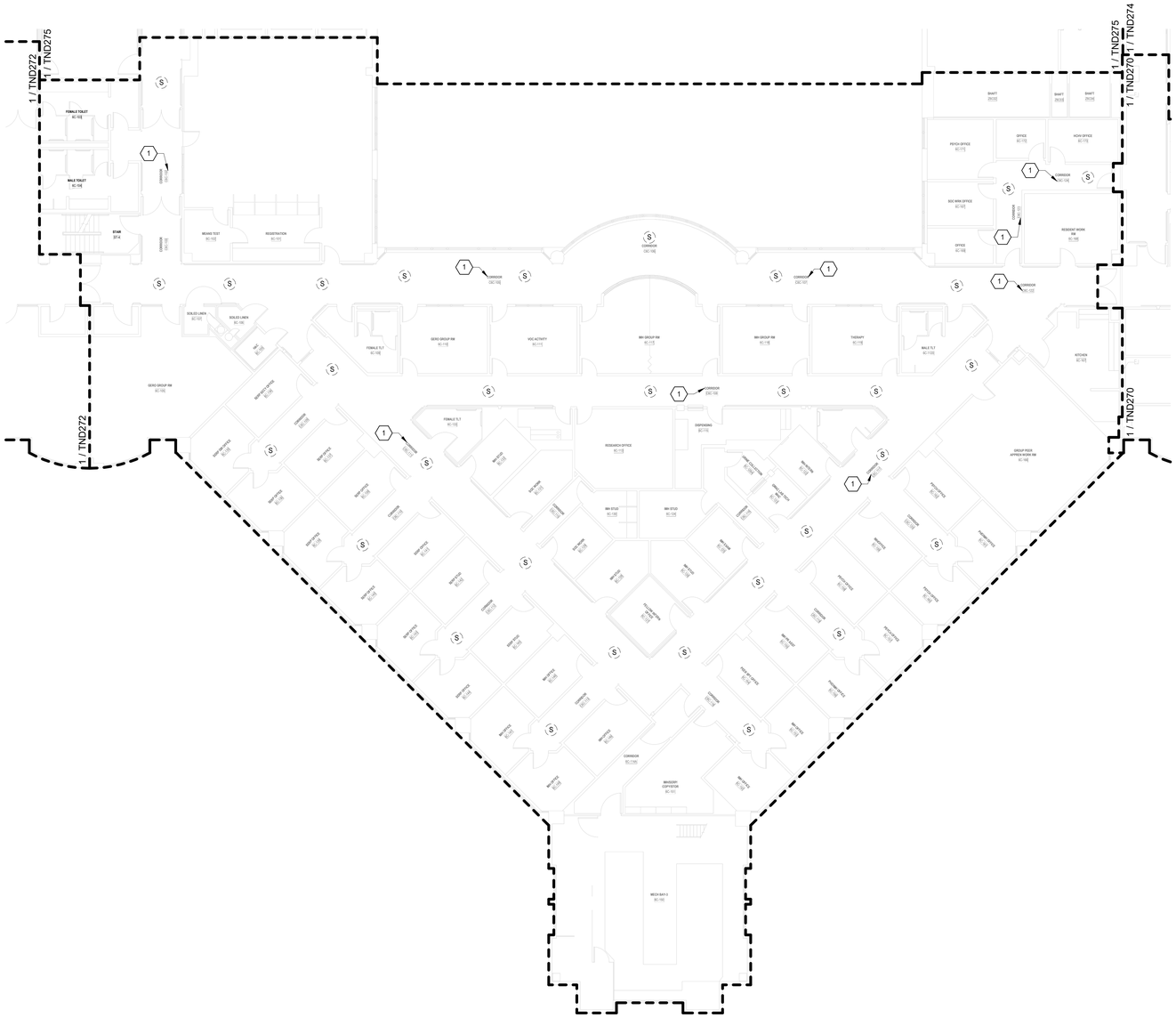

TELECOMMUNICATIONS GENERAL DEMOLIITON NOTES

A. DRAWING IS DIAGRAMMATIC IN NATURE AND IS NOT TO BE CONSTRUED AS ALL INCLUSIVE; FIELD VERIFY EXISTING CONDITIONS AND ADJUST WORK AS REQUIRED TO EXECUTE SPECIFIED WORK.

B. EXISTING CONDITIONS INDICATED ARE BASED ON GENERAL FIELD NOTES AND HISTORICAL DATA AND DOCUMENTATION AND ARE FOR REFERENCE PURPOSES ONLY TO DEFINE SCOPE OF WORK; FIELD VERIFY ALL CONDITIONS.

C. THIS SITE IS AN ACTIVE WORKING ENVIRONMENT; SYSTEMS SHALL NOT BE SHUTDOWN WITHOUT WRITTEN AUTHORIZATION; ALL REQUESTS SHALL BE SUBMITTED IN WRITING A MINIMUM OF TEN (10) WORKING-DAYS PRIOR TO PROPOSED ACTIVITY DATE OR NEED UNLESS DIRECTED OTHERWISE.

D. SEE T-001 TELECOMMUNICATIONS COVER SHEET FOR SYMBOLS DEFINITION:
1. SYMBOLS GRAYED/ HALFTONE: INDICATED FOR REFERENCE AND/OR INDICATING EXISTING UNLESS SPECIFICALLY NOTED OTHERWISE.
2. SYMBOLS DASHED OR SPECIFICALLY KEYED NOTED: INDICATES DEMOLITION WORK.

E. LOCATE EXISTING COMMUNICATIONS CABLE AND PATHWAYS THAT MAY BE AFFECTED BY DEMOLITION AND CONSTRUCTION PRIOR TO DEMOLITION, INCLUDING BUT NOT LIMITED TO SYSTEMS PATHWAYS AND SERVICE ENTRANCES.

F. VERIFY ACTUAL QUANTITIES AND LOCATIONS OF EXISTING EQUIPMENT TO BE DEMOLISHED WITH THE OWNER AND GENERAL CONTRACTOR PRIOR TO COMMENCEMENT OF DEMOLITION WORK.

G. PROVIDE PATCHING, PAINTING OR OTHER WORK NECESSARY TO REPAIR DAMAGE TO WALLS, CEILINGS, OR SIMILAR CAUSED BY THE DEMOLITION OF THE SYSTEM. COORDINATE REPAIR WORK WITH GENERAL CONTRACTOR AND OWNER.

H. PENETRATIONS IN FIRE RATED ASSEMBLIES RESULTING FROM THE REMOVAL OF EQUIPMENT, PATHWAYS, CABLING, OR OTHER EQUIPMENT SHALL BE FIRE STOPPED PER THE LATEST EDITION OF THE UL FIRE RESISTANCE DIRECTORY.

I. REFER TO ARCHITECTURAL PLANS FOR MORE INFORMATION REGARDING THE SCOPE OF DEMOLITION WORK.

J. DEMOLITION WORK INCLUDES REMOVAL OF OVERHEAD PA SYSTEM DEVICES, AND INFRASTRUCTURE INCLUDING EQUIPMENT MOUNTING, BACKBOXES, CABLING, PATHWAYS, HANGARS, AND OTHER SUPPORTS.

K. THE OWNER CLAIMS FIRST RIGHT OF REFUSAL FOR EXISTING EQUIPMENT. COORDINATE SALVAGE REQUIREMENTS WITH THE OWNER PRIOR TO DEMOLITION. IDENTIFY, TAG, AND CAREFULLY DECOMMISSION EQUIPMENT TO BE SALVAGED FOR THE OWNER. EQUIPMENT NOT WANTED BY THE OWNER SHALL BE REMOVED FROM THE SITE AT THE CONTRACTOR'S EXPENSE.

L. PROVIDE BLANK COVER PLATES MATCHING THE SURROUNDING SURFACES ON ALL BACKBOXES TO REMAIN IN PLACE.

M. A COMPLETELY NEW SYSTEM SHALL BE PROVIDED THROUGH THE VAMC CAMPUS. SEE SHEETS TN101 THROUGH TN420 FOR THE NEW SYSTEM DESIGN.

TELECOMMUNICATIONS KEYNOTES

#	
1	EXISTING SPEAKER(S) INDICATED IN THIS AREA SHALL BE REPLACED WITH NEW IP-BASED PAGING SYSTEM. EXISTING SPEAKER TO REMAIN FUNCTIONAL UNTIL NEW IP-BASED SPEAKER SYSTEM HAS BEEN INSTALLED, TESTED, AND APPROVED. WHERE NEW SPEAKERS WILL BE INSTALLED IN SAME PLACE AS EXISTING, TEMPORARILY MOUNT EXISTING SPEAKER WHEN NEW SPEAKER IS INSTALLED. AFTER ACCEPTANCE OF NEW SPEAKER SYSTEM EXISTING SPEAKER, MOUNTING HARDWARE, CABLING, AND UNUSED RACEWAY SHALL BE DEMOLISHED BACK TO SOURCE.

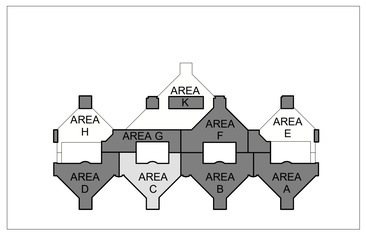

N

1 BLDG 100 - TELECOMMUNICATIONS DEMOLITION PLAN - LEVEL 6 - AREA C
3/32" = 1'-0"

FULLY SPRINKLERED

100% BID DOCUMENTS

No.	REVISION DESCRIPTION	DATE

7/18/2025 17:15:11

CONSULTANTS:

ARCHITECT
SPUR DESIGN
312 SW 25TH STREET
OKLAHOMA CITY, OK 73109
(405) 842-6100

MECH / ELEC / PLUMB / TELECOM
SPUR DESIGN
2519 MADISON AVE., STE 100
KANSAS CITY, MO 64108
(913) 369-7200

FIRE PROTECTION ENGINEER
RATED ENGINEERING
609 S. KELLY AVENUE, STE H2
EDMOND, OK 73003
(405) 210-5814

INDUSTRIAL HYGENIST
RIVERFRONT SAFETY & HEALTH
11140 S TOWNE SQUARE, STE 100
ST. LOUIS, MO 63123
(314) 917-0148

PHYSICAL SECURITY
FORCE PROTECT
10901 FRONT BEACH RD, UNIT 1415
PANAMA CITY BEACH, FL 32407
(502) 836-4232

ENGINEER: H2B #: 23-133

H2B, INC.
1225 NORTH LOOP WEST, # 800
HOUSTON, TEXAS 77008
(713) 864-2900

TEXAS FIRM REGISTRATION #: 8856

STAMP:
REGISTERED COMMUNICATIONS DISTRIBUTION DESIGNER
BICSI
KRISTOPHER G HETLAGE
BICSI ID # 328601
EXPIRES 12-31-27
RCDD
9/4/25

Drawing Title
TELECOMMUNICATIONS DEMOLITION PLANS - BUILDING 100 - LEVEL 6 - AREA C

VA Health Care System Approval:

Project Title
REPLACE/UPGRADE CAMPUS OVERHEAD PAGING SYSTEM

Location MICHAEL E. DEBAKEY VAMC
2002 HOLCOMBE BLVD
HOUSTON, TX 77030

Date **07/21/2025** | Checked KGH | Drawn MDT

Project Number **580-25-101**

Building Number 100

Drawing Number
TND271
Drawing # 115 OF 231

Veterans Health Administration

VA | U.S. Department of Veterans Affairs

VA FORM 08-6231

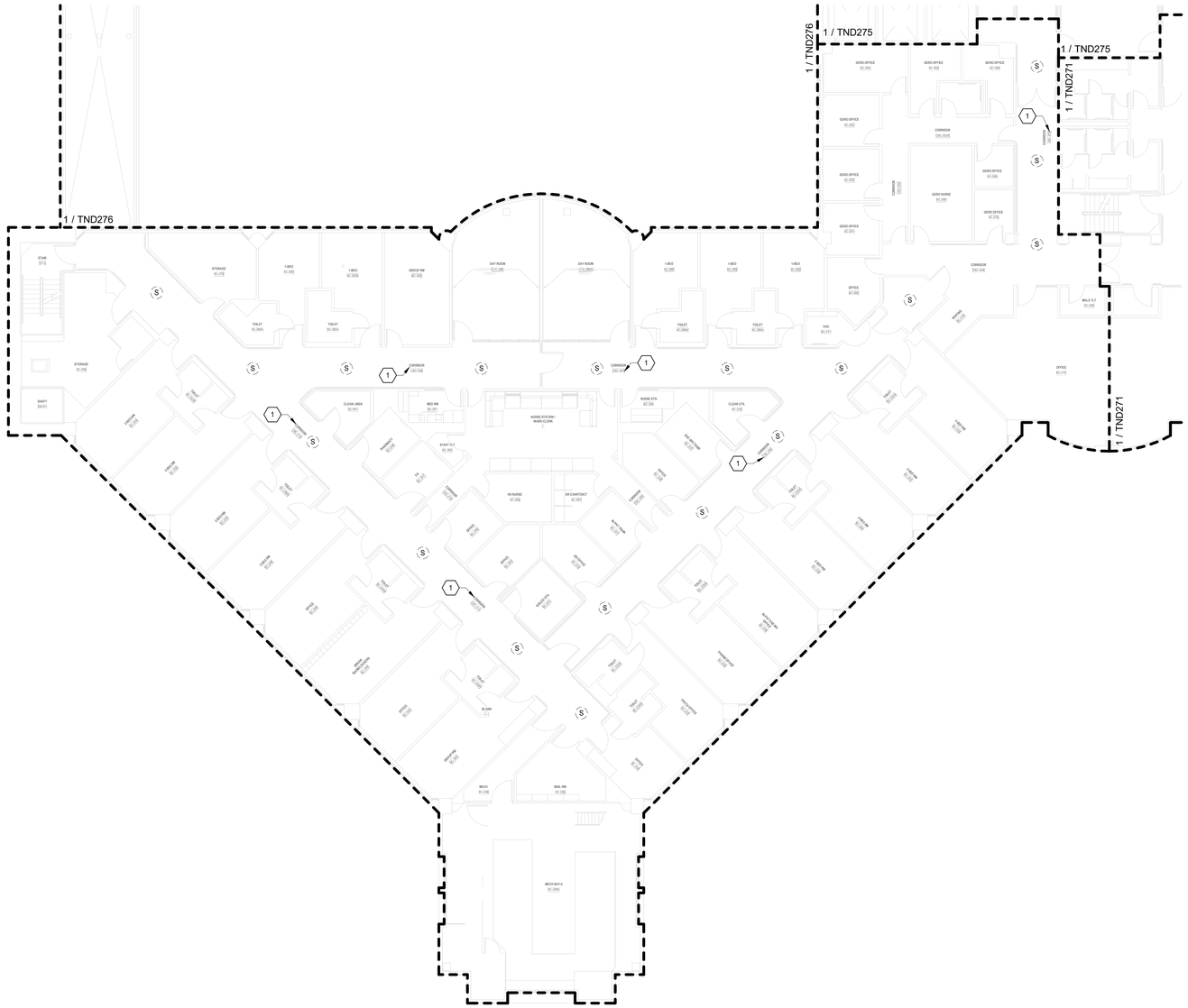

TELECOMMUNICATIONS GENERAL DEMOLIITON NOTES

A. DRAWING IS DIAGRAMMATIC IN NATURE AND IS NOT TO BE CONSTRUED AS ALL INCLUSIVE; FIELD VERIFY EXISTING CONDITIONS AND ADJUST WORK AS REQUIRED TO EXECUTE SPECIFIED WORK.

B. EXISTING CONDITIONS INDICATED ARE BASED ON GENERAL FIELD NOTES AND HISTORICAL DATA AND DOCUMENTATION AND ARE FOR REFERENCE PURPOSES ONLY TO DEFINE SCOPE OF WORK; FIELD VERIFY ALL CONDITIONS.

C. THIS SITE IS AN ACTIVE WORKING ENVIRONMENT; SYSTEMS SHALL NOT BE SHUTDOWN WITHOUT WRITTEN AUTHORIZATION; ALL REQUESTS SHALL BE SUBMITTED IN WRITING A MINIMUM OF TEN (10) WORKING-DAYS PRIOR TO PROPOSED ACTIVITY DATE OR NEED UNLESS DIRECTED OTHERWISE.

D. SEE T-001 TELECOMMUNICATIONS COVER SHEET FOR SYMBOLS DEFINITION:
1. SYMBOLS GRAYED/ HALFTONE: INDICATED FOR REFERENCE AND/OR INDICATING EXISTING UNLESS SPECIFICALLY NOTED OTHERWISE.
2. SYMBOLS DASHED OR SPECIFICALLY KEYED NOTED: INDICATES DEMOLITION WORK.

E. LOCATE EXISTING COMMUNICATIONS CABLE AND PATHWAYS THAT MAY BE AFFECTED BY DEMOLITION AND CONSTRUCTION PRIOR TO DEMOLITION, INCLUDING BUT NOT LIMITED TO SYSTEMS PATHWAYS AND SERVICE ENTRANCES.

F. VERIFY ACTUAL QUANTITIES AND LOCATIONS OF EXISTING EQUIPMENT TO BE DEMOLISHED WITH THE OWNER AND GENERAL CONTRACTOR PRIOR TO COMMENCEMENT OF DEMOLITION WORK.

G. PROVIDE PATCHING, PAINTING OR OTHER WORK NECESSARY TO REPAIR DAMAGE TO WALLS, CEILINGS, OR SIMILAR CAUSED BY THE DEMOLITION OF THE SYSTEM. COORDINATE REPAIR WORK WITH GENERAL CONTRACTOR AND OWNER.

H. PENETRATIONS IN FIRE RATED ASSEMBLIES RESULTING FROM THE REMOVAL OF EQUIPMENT, PATHWAYS, CABLING, OR OTHER EQUIPMENT SHALL BE FIRE STOPPED PER THE LATEST EDITION OF THE UL FIRE RESISTANCE DIRECTORY.

I. REFER TO ARCHITECTURAL PLANS FOR MORE INFORMATION REGARDING THE SCOPE OF DEMOLITION WORK.

J. DEMOLITION WORK INCLUDES REMOVAL OF OVERHEAD PA SYSTEM DEVICES, AND INFRASTRUCTURE INCLUDING EQUIPMENT MOUNTING, BACKBOXES, CABLING, PATHWAYS, HANGARS, AND OTHER SUPPORTS.

K. THE OWNER CLAIMS FIRST RIGHT OF REFUSAL FOR EXISTING EQUIPMENT. COORDINATE SALVAGE REQUIREMENTS WITH THE OWNER PRIOR TO DEMOLITION. IDENTIFY, TAG, AND CAREFULLY DECOMMISSION EQUIPMENT TO BE SALVAGED FOR THE OWNER. EQUIPMENT NOT WANTED BY THE OWNER SHALL BE REMOVED FROM THE SITE AT THE CONTRACTOR'S EXPENSE.

L. PROVIDE BLANK COVER PLATES MATCHING THE SURROUNDING SURFACES ON ALL BACKBOXES TO REMAIN IN PLACE.

M. A COMPLETELY NEW SYSTEM SHALL BE PROVIDED THROUGH THE VAMC CAMPUS. SEE SHEETS TN101 THROUGH TN420 FOR THE NEW SYSTEM DESIGN.

TELECOMMUNICATIONS KEYNOTES

#	
1	EXISTING SPEAKER(S) INDICATED IN THIS AREA SHALL BE REPLACED WITH NEW IP-BASED PAGING SYSTEM. EXISTING SPEAKER TO REMAIN FUNCTIONAL UNTIL NEW IP-BASED SPEAKER SYSTEM HAS BEEN INSTALLED, TESTED, AND APPROVED. WHERE NEW SPEAKERS WILL BE INSTALLED IN SAME PLACE AS EXISTING, TEMPORARILY MOUNT EXISTING SPEAKER WHEN NEW SPEAKER IS INSTALLED. AFTER ACCEPTANCE OF NEW SPEAKER SYSTEM EXISTING SPEAKER, MOUNTING HARDWARE, CABLING, AND UNUSED RACEWAY SHALL BE DEMOLISHED BACK TO SOURCE.

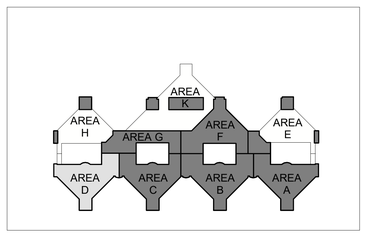

N

1 BLDG 100 - TELECOMMUNICATIONS DEMOLITION PLAN - LEVEL 6 - AREA D
3/32" = 1'-0"

FULLY SPRINKLERED

100% BID DOCUMENTS

No.	REVISION DESCRIPTION	DATE

CONSULTANTS:

ARCHITECT
SPUR DESIGN
312 SW 25TH STREET
OKLAHOMA CITY, OK 73109
(405) 842-6100

MECH / ELEC / PLUMB / TELECOM
SPUR DESIGN
2519 MADISON AVE., STE 100
KANSAS CITY, MO 64108
(913) 369-7200

FIRE PROTECTION ENGINEER
RATED ENGINEERING
609 S. KELLY AVENUE, STE H2
EDMOND, OK 73003
(405) 210-5814

INDUSTRIAL HYGENIST
RIVERFRONT SAFETY & HEALTH
11140 S TOWNE SQUARE, STE 100
ST. LOUIS, MO 63123
(314) 917-0148

PHYSICAL SECURITY
FORCE PROTECT
10901 FRONT BEACH RD, UNIT 1415
PANAMA CITY BEACH, FL 32407
(502) 836-4232

ENGINEER: H2B #: 23-133

H2B, INC.
1225 NORTH LOOP WEST, # 800
HOUSTON, TEXAS 77008
(713) 864-2900

TEXAS FIRM REGISTRATION #: 8856

STAMP:
REGISTERED COMMUNICATIONS DISTRIBUTION DESIGNER
BICSI
KRISTOPHER G HETLAGE
BICSI ID # 328601
EXPIRES 12-31-27
RCDD
9/4/25

Drawing Title
TELECOMMUNICATIONS DEMOLITION PLANS - BUILDING 100 - LEVEL 6 - AREA D

VA Health Care System Approval:

Project Title
REPLACE/UPGRADE CAMPUS OVERHEAD PAGING SYSTEM

Location MICHAEL E. DEBAKEY VAMC
2002 HOLCOMBE BLVD
HOUSTON, TX 77030

Date **07/21/2025** | Checked KGH | Drawn MDT

Project Number **580-25-101**

Building Number 100

Drawing Number
TND272
Drawing # 116 OF 231

Veterans Health Administration

VA U.S. Department of Veterans Affairs

7/18/2025 17:15:15

VA FORM 08-6231

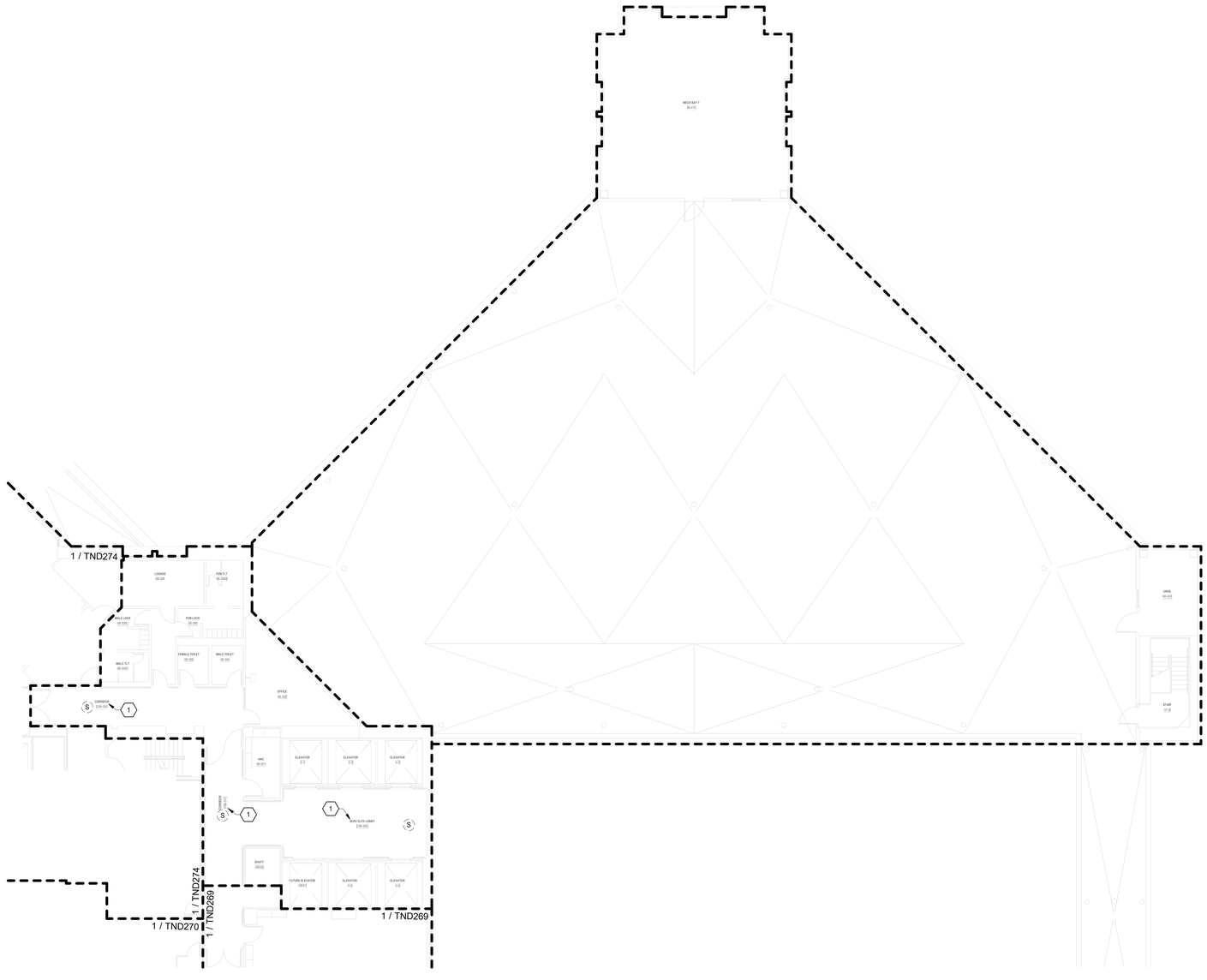

TELECOMMUNICATIONS GENERAL DEMOLIITON NOTES

A. DRAWING IS DIAGRAMMATIC IN NATURE AND IS NOT TO BE CONSTRUED AS ALL INCLUSIVE; FIELD VERIFY EXISTING CONDITIONS AND ADJUST WORK AS REQUIRED TO EXECUTE SPECIFIED WORK.

B. EXISTING CONDITIONS INDICATED ARE BASED ON GENERAL FIELD NOTES AND HISTORICAL DATA AND DOCUMENTATION AND ARE FOR REFERENCE PURPOSES ONLY TO DEFINE SCOPE OF WORK; FIELD VERIFY ALL CONDITIONS.

C. THIS SITE IS AN ACTIVE WORKING ENVIRONMENT; SYSTEMS SHALL NOT BE SHUTDOWN WITHOUT WRITTEN AUTHORIZATION; ALL REQUESTS SHALL BE SUBMITTED IN WRITING A MINIMUM OF TEN (10) WORKING-DAYS PRIOR TO PROPOSED ACTIVITY DATE OR NEED UNLESS DIRECTED OTHERWISE.

D. SEE T-001 TELECOMMUNICATIONS COVER SHEET FOR SYMBOLS DEFINITION:
1. SYMBOLS GRAYED/ HALFTONE: INDICATED FOR REFERENCE AND/OR INDICATING EXISTING UNLESS SPECIFICALLY NOTED OTHERWISE.
2. SYMBOLS DASHED OR SPECIFICALLY KEYED NOTED: INDICATES DEMOLITION WORK.

E. LOCATE EXISTING COMMUNICATIONS CABLE AND PATHWAYS THAT MAY BE AFFECTED BY DEMOLITION AND CONSTRUCTION PRIOR TO DEMOLITION, INCLUDING BUT NOT LIMITED TO SYSTEMS PATHWAYS AND SERVICE ENTRANCES.

F. VERIFY ACTUAL QUANTITIES AND LOCATIONS OF EXISTING EQUIPMENT TO BE DEMOLISHED WITH THE OWNER AND GENERAL CONTRACTOR PRIOR TO COMMENCEMENT OF DEMOLITION WORK.

G. PROVIDE PATCHING, PAINTING OR OTHER WORK NECESSARY TO REPAIR DAMAGE TO WALLS, CEILINGS, OR SIMILAR CAUSED BY THE DEMOLITION OF THE SYSTEM. COORDINATE REPAIR WORK WITH GENERAL CONTRACTOR AND OWNER.

H. PENETRATIONS IN FIRE RATED ASSEMBLIES RESULTING FROM THE REMOVAL OF EQUIPMENT, PATHWAYS, CABLING, OR OTHER EQUIPMENT SHALL BE FIRE STOPPED PER THE LATEST EDITION OF THE UL FIRE RESISTANCE DIRECTORY.

I. REFER TO ARCHITECTURAL PLANS FOR MORE INFORMATION REGARDING THE SCOPE OF DEMOLITION WORK.

J. DEMOLITION WORK INCLUDES REMOVAL OF OVERHEAD PA SYSTEM DEVICES, AND INFRASTRUCTURE INCLUDING EQUIPMENT MOUNTING, BACKBOXES, CABLING, PATHWAYS, HANGARS, AND OTHER SUPPORTS.

K. THE OWNER CLAIMS FIRST RIGHT OF REFUSAL FOR EXISTING EQUIPMENT. COORDINATE SALVAGE REQUIREMENTS WITH THE OWNER PRIOR TO DEMOLITION. IDENTIFY, TAG, AND CAREFULLY DECOMMISSION EQUIPMENT TO BE SALVAGED FOR THE OWNER. EQUIPMENT NOT WANTED BY THE OWNER SHALL BE REMOVED FROM THE SITE AT THE CONTRACTOR'S EXPENSE.

L. PROVIDE BLANK COVER PLATES MATCHING THE SURROUNDING SURFACES ON ALL BACKBOXES TO REMAIN IN PLACE.

M. A COMPLETELY NEW SYSTEM SHALL BE PROVIDED THROUGH THE VAMC CAMPUS. SEE SHEETS TN101 THROUGH TN420 FOR THE NEW SYSTEM DESIGN.

TELECOMMUNICATIONS KEYNOTES

#	
1	EXISTING SPEAKER(S) INDICATED IN THIS AREA/CORRIDOR/ROOM/SPACE SHALL BE REPLACED WITH NEW IP-BASED PAGING SYSTEM IP-SPEAKER ASSEMBLIES (REFER TO ASSOCIATED TN/TI-SERIES SHEET). EXISTING SPEAKERS SHALL REMAIN IN-PLACE AND ACTIVE THROUGHOUTTHE INSTALLATION OF THEIR REPLACEMENT AND THE NEW SYSTEM. AFTER NEW SYSTEM AND IP-SPEAKERS ARE INSTALLED, TESTED, AND PROGRAMMED/CONFIGURED AND IT IS FULLY FUNCTIONAL AND IN USE - DISCONNECT AND REMOVED EXISTING ANALOG SPEAKERS INCLUDING, BUT NOT LIMITED TO, ALL CABLING, HANGERS, SUPPORTS, CONTROLLING APPENDAGES, ETC. BACK TO SOURCE; REPLACE EXISTING ACCOUSTICAL CEILING TILE WITH NEW TILE (SEE ARCHITECTURAL FOR ADDITIONAL INFORMATION AND REQUIREMENTS); COORDINATE ALL WORK WITH THE COR FOR EACH AREA.

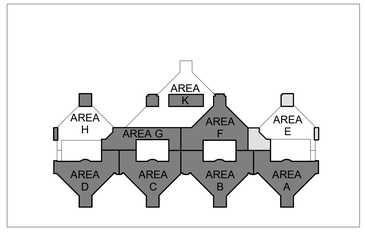

N

1 BLDG 100 - TELECOMMUNICATIONS DEMOLITION PLAN - LEVEL 6 - AREA E
3/32" = 1'-0"

FULLY SPRINKLERED

100% BID DOCUMENTS

No.	REVISION DESCRIPTION	DATE

7/18/2025 17:15:19

CONSULTANTS:

ARCHITECT
SPUR DESIGN
312 SW 25TH STREET
OKLAHOMA CITY, OK 73109
(405) 842-6100

MECH / ELEC / PLUMB / TELECOM
SPUR DESIGN
2519 MADISON AVE., STE 100
KANSAS CITY, MO 64108
(913) 369-7200

FIRE PROTECTION ENGINEER
RATED ENGINEERING
609 S. KELLY AVENUE, STE H2
EDMOND, OK 73003
(405) 210-5814

INDUSTRIAL HYGENIST
RIVERFRONT SAFETY & HEALTH
11140 S TOWNE SQUARE, STE 100
ST. LOUIS, MO 63123
(314) 917-0148

PHYSICAL SECURITY
FORCE PROTECT
10901 FRONT BEACH RD, UNIT 1415
PANAMA CITY BEACH, FL 32407
(502) 836-4232

ENGINEER: H2B #: 23-133

H2B

H2B, INC.
1225 NORTH LOOP WEST, # 800
HOUSTON, TEXAS 77008
(713) 864-2900

TEXAS FIRM REGISTRATION #: 8856

STAMP:
REGISTERED COMMUNICATIONS DISTRIBUTION DESIGNER
Bicsi
KRISTOPHER G HETLAGE
BICSI ID # 328601
EXPIRES 12-31-27
RCDD
7/16/25

Drawing Title
TELECOMMUNICATIONS DEMOLITION PLANS - BUILDING 100 - LEVEL 6 - AREA E

VA Health Care System Approval:

Project Title
REPLACE/UPGRADE CAMPUS OVERHEAD PAGING SYSTEM

Location MICHAEL E. DEBAKEY VAMC
2002 HOLCOMBE BLVD
HOUSTON, TX 77030

Date	Checked	Drawn
07/21/2025	KGH	MDT

Project Number **580-25-101**

Building Number

Drawing Number
TND273
Drawing # 117 OF 231

Veterans Health Administration

VA U.S. Department of Veterans Affairs

VA FORM 08-6231

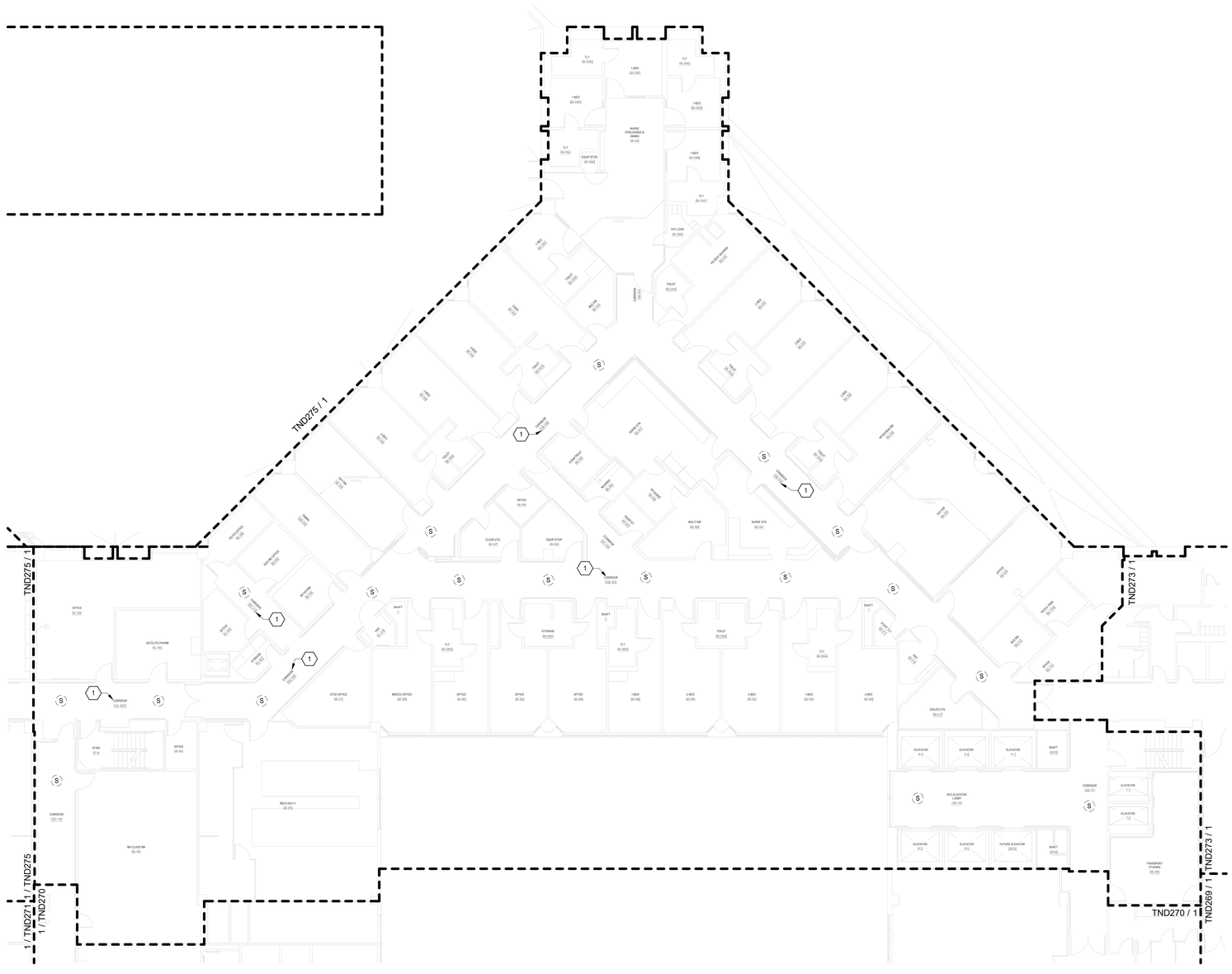

TELECOMMUNICATIONS GENERAL DEMOLIITON NOTES

A. DRAWING IS DIAGRAMMATIC IN NATURE AND IS NOT TO BE CONSTRUED AS ALL INCLUSIVE; FIELD VERIFY EXISTING CONDITIONS AND ADJUST WORK AS REQUIRED TO EXECUTE SPECIFIED WORK.

B. EXISTING CONDITIONS INDICATED ARE BASED ON GENERAL FIELD NOTES AND HISTORICAL DATA AND DOCUMENTATION AND ARE FOR REFERENCE PURPOSES ONLY TO DEFINE SCOPE OF WORK; FIELD VERIFY ALL CONDITIONS.

C. THIS SITE IS AN ACTIVE WORKING ENVIRONMENT; SYSTEMS SHALL NOT BE SHUTDOWN WITHOUT WRITTEN AUTHORIZATION; ALL REQUESTS SHALL BE SUBMITTED IN WRITING A MINIMUM OF TEN (10) WORKING-DAYS PRIOR TO PROPOSED ACTIVITY DATE OR NEED UNLESS DIRECTED OTHERWISE.

D. SEE T-001 TELECOMMUNICATIONS COVER SHEET FOR SYMBOLS DEFINITION:
1. SYMBOLS GRAYED/ HALFTONE: INDICATED FOR REFERENCE AND/OR INDICATING EXISTING UNLESS SPECIFICALLY NOTED OTHERWISE.
2. SYMBOLS DASHED OR SPECIFICALLY KEYED NOTED: INDICATES DEMOLITION WORK.

E. LOCATE EXISTING COMMUNICATIONS CABLE AND PATHWAYS THAT MAY BE AFFECTED BY DEMOLITION AND CONSTRUCTION PRIOR TO DEMOLITION, INCLUDING BUT NOT LIMITED TO SYSTEMS PATHWAYS AND SERVICE ENTRANCES.

F. VERIFY ACTUAL QUANTITIES AND LOCATIONS OF EXISTING EQUIPMENT TO BE DEMOLISHED WITH THE OWNER AND GENERAL CONTRACTOR PRIOR TO COMMENCEMENT OF DEMOLITION WORK.

G. PROVIDE PATCHING, PAINTING OR OTHER WORK NECESSARY TO REPAIR DAMAGE TO WALLS, CEILINGS, OR SIMILAR CAUSED BY THE DEMOLITION OF THE SYSTEM. COORDINATE REPAIR WORK WITH GENERAL CONTRACTOR AND OWNER.

H. PENETRATIONS IN FIRE RATED ASSEMBLIES RESULTING FROM THE REMOVAL OF EQUIPMENT, PATHWAYS, CABLING, OR OTHER EQUIPMENT SHALL BE FIRE STOPPED PER THE LATEST EDITION OF THE UL FIRE RESISTANCE DIRECTORY.

I. REFER TO ARCHITECTURAL PLANS FOR MORE INFORMATION REGARDING THE SCOPE OF DEMOLITION WORK.

J. DEMOLITION WORK INCLUDES REMOVAL OF OVERHEAD PA SYSTEM DEVICES, AND INFRASTRUCTURE INCLUDING EQUIPMENT MOUNTING, BACKBOXES, CABLING, PATHWAYS, HANGARS, AND OTHER SUPPORTS.

K. THE OWNER CLAIMS FIRST RIGHT OF REFUSAL FOR EXISTING EQUIPMENT. COORDINATE SALVAGE REQUIREMENTS WITH THE OWNER PRIOR TO DEMOLITION. IDENTIFY, TAG, AND CAREFULLY DECOMMISSION EQUIPMENT TO BE SALVAGED FOR THE OWNER. EQUIPMENT NOT WANTED BY THE OWNER SHALL BE REMOVED FROM THE SITE AT THE CONTRACTOR'S EXPENSE.

L. PROVIDE BLANK COVER PLATES MATCHING THE SURROUNDING SURFACES ON ALL BACKBOXES TO REMAIN IN PLACE.

M. A COMPLETELY NEW SYSTEM SHALL BE PROVIDED THROUGH THE VAMC CAMPUS. SEE SHEETS TN101 THROUGH TN420 FOR THE NEW SYSTEM DESIGN.

TELECOMMUNICATIONS KEYNOTES

#	
1	EXISTING SPEAKER(S) INDICATED IN THIS AREA SHALL BE REPLACED WITH NEW IP-BASED PAGING SYSTEM. EXISTING SPEAKER TO REMAIN FUNCTIONAL UNTIL NEW IP-BASED SPEAKER SYSTEM HAS BEEN INSTALLED, TESTED, AND APPROVED. WHERE NEW SPEAKERS WILL BE INSTALLED IN SAME PLACE AS EXISTING, TEMPORARILY MOUNT EXISTING SPEAKER WHEN NEW SPEAKER IS INSTALLED. AFTER ACCEPTANCE OF NEW SPEAKER SYSTEM EXISTING SPEAKER, MOUNTING HARDWARE, CABLING, AND UNUSED RACEWAY SHALL BE DEMOLISHED BACK TO SOURCE.

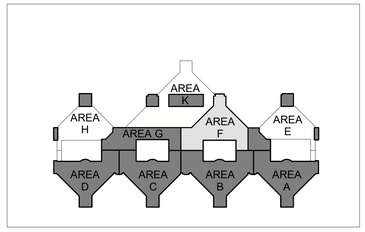

N

1 BLDG 100 - TELECOMMUNICATIONS DEMOLITION PLAN - LEVEL 6 - AREA F
3/32" = 1'-0"

FULLY SPRINKLERED

100% BID DOCUMENTS

No.	REVISION DESCRIPTION	DATE

CONSULTANTS:

ARCHITECT
SPUR DESIGN
312 SW 25TH STREET
OKLAHOMA CITY, OK 73109
(405) 842-6100

MECH / ELEC / PLUMB / TELECOM
SPUR DESIGN
2519 MADISON AVE., STE 100
KANSAS CITY, MO 64108
(913) 369-7200

FIRE PROTECTION ENGINEER
RATED ENGINEERING
609 S. KELLY AVENUE, STE H2
EDMOND, OK 73003
(405) 210-5814

INDUSTRIAL HYGENIST
RIVERFRONT SAFETY & HEALTH
11140 S TOWNE SQUARE, STE 100
ST. LOUIS, MO 63123
(314) 917-0148

PHYSICAL SECURITY
FORCE PROTECT
10901 FRONT BEACH RD, UNIT 1415
PANAMA CITY BEACH, FL 32407
(502) 836-4232

ENGINEER: H2B #: 23-133

H2B, INC.
1225 NORTH LOOP WEST, # 800
HOUSTON, TEXAS 77008
(713) 864-2900

TEXAS FIRM REGISTRATION #: 8856

STAMP:
REGISTERED COMMUNICATIONS DISTRIBUTION DESIGNER
Bicsi
KRISTOPHER G HETLAGE
BICSI ID # 328601
EXPIRES 12-31-27
RCDD
7/18/25

Drawing Title
TELECOMMUNICATIONS DEMOLITION PLANS - BUILDING 100 - LEVEL 6 - AREA F

VA Health Care System Approval:

Project Title
REPLACE/UPGRADE CAMPUS OVERHEAD PAGING SYSTEM

Location: MICHAEL E. DEBAKEY VAMC, 2002 HOLCOMBE BLVD, HOUSTON, TX 77030

Date: **07/21/2025** | Checked: KGH | Drawn: MDT

Project Number: **580-25-101**

Building Number:

Drawing Number
TND274
Drawing # 118 OF 231

Veterans Health Administration

VA U.S. Department of Veterans Affairs

7/18/2025 17:15:24

VA FORM 08-6231

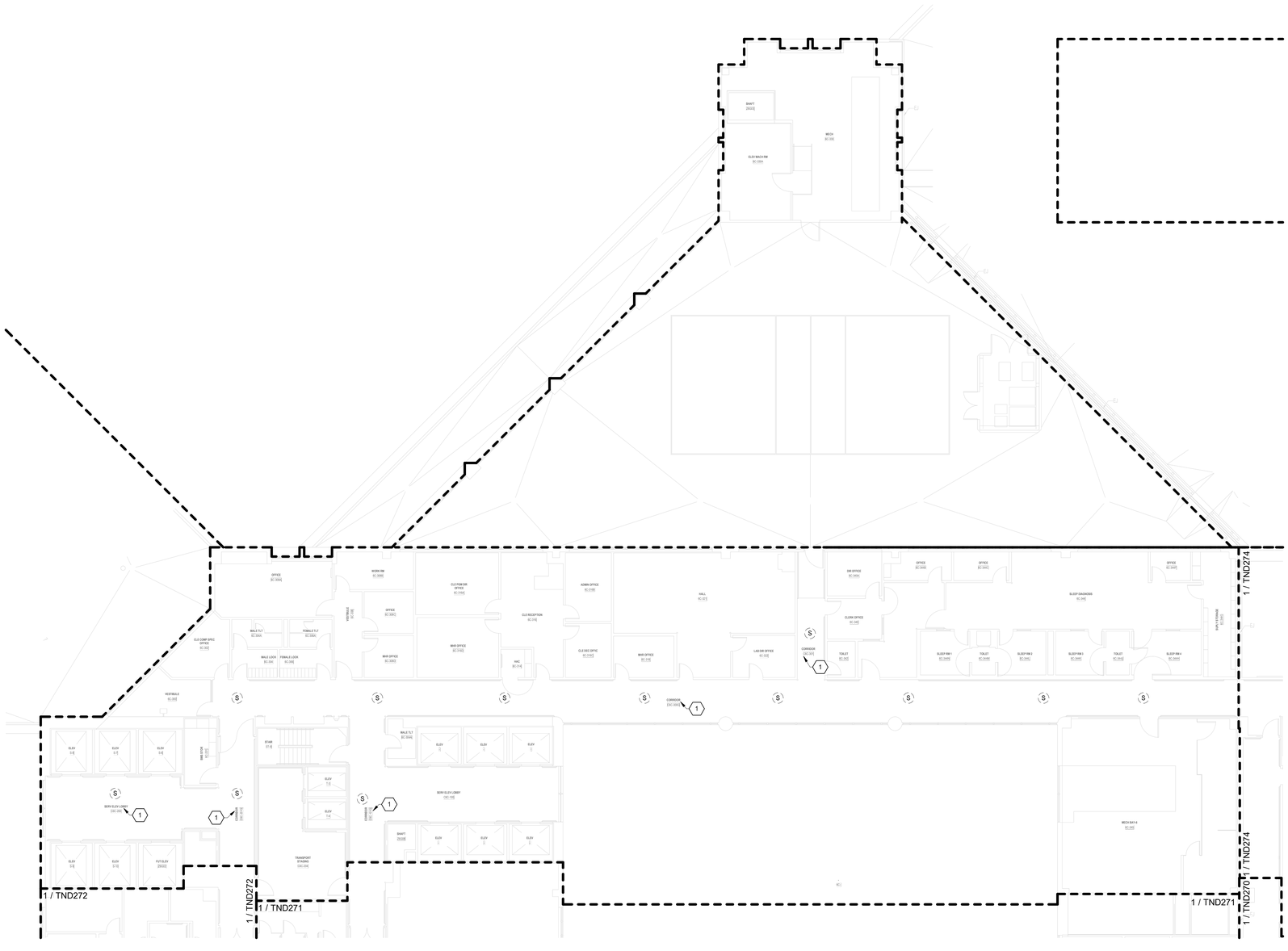

TELECOMMUNICATIONS GENERAL DEMOLIITON NOTES

A. DRAWING IS DIAGRAMMATIC IN NATURE AND IS NOT TO BE CONSTRUED AS ALL INCLUSIVE; FIELD VERIFY EXISTING CONDITIONS AND ADJUST WORK AS REQUIRED TO EXECUTE SPECIFIED WORK.

B. EXISTING CONDITIONS INDICATED ARE BASED ON GENERAL FIELD NOTES AND HISTORICAL DATA AND DOCUMENTATION AND ARE FOR REFERENCE PURPOSES ONLY TO DEFINE SCOPE OF WORK; FIELD VERIFY ALL CONDITIONS.

C. THIS SITE IS AN ACTIVE WORKING ENVIRONMENT; SYSTEMS SHALL NOT BE SHUTDOWN WITHOUT WRITTEN AUTHORIZATION; ALL REQUESTS SHALL BE SUBMITTED IN WRITING A MINIMUM OF TEN (10) WORKING-DAYS PRIOR TO PROPOSED ACTIVITY DATE OR NEED UNLESS DIRECTED OTHERWISE.

D. SEE T-001 TELECOMMUNICATIONS COVER SHEET FOR SYMBOLS DEFINITION:
1. SYMBOLS GRAYED/ HALFTONE: INDICATED FOR REFERENCE AND/OR INDICATING EXISTING UNLESS SPECIFICALLY NOTED OTHERWISE.
2. SYMBOLS DASHED OR SPECIFICALLY KEYED NOTED. INDICATES DEMOLITION WORK.

E. LOCATE EXISTING COMMUNICATIONS CABLE AND PATHWAYS THAT MAY BE AFFECTED BY DEMOLITION AND CONSTRUCTION PRIOR TO DEMOLITION, INCLUDING BUT NOT LIMITED TO SYSTEMS PATHWAYS AND SERVICE ENTRANCES.

F. VERIFY ACTUAL QUANTITIES AND LOCATIONS OF EXISTING EQUIPMENT TO BE DEMOLISHED WITH THE OWNER AND GENERAL CONTRACTOR PRIOR TO COMMENCEMENT OF DEMOLITION WORK.

G. PROVIDE PATCHING, PAINTING OR OTHER WORK NECESSARY TO REPAIR DAMAGE TO WALLS, CEILINGS, OR SIMILAR CAUSED BY THE DEMOLITION OF THE SYSTEM. COORDINATE REPAIR WORK WITH GENERAL CONTRACTOR AND OWNER.

H. PENETRATIONS IN FIRE RATED ASSEMBLIES RESULTING FROM THE REMOVAL OF EQUIPMENT, PATHWAYS, CABLING, OR OTHER EQUIPMENT SHALL BE FIRE STOPPED PER THE LATEST EDITION OF THE UL FIRE RESISTANCE DIRECTORY.

I. REFER TO ARCHITECTURAL PLANS FOR MORE INFORMATION REGARDING THE SCOPE OF DEMOLITION WORK.

J. DEMOLITION WORK INCLUDES REMOVAL OF OVERHEAD PA SYSTEM DEVICES, AND INFRASTRUCTURE INCLUDING EQUIPMENT MOUNTING, BACKBOXES, CABLING, PATHWAYS, HANGARS, AND OTHER SUPPORTS.

K. THE OWNER CLAIMS FIRST RIGHT OF REFUSAL FOR EXISTING EQUIPMENT. COORDINATE SALVAGE REQUIREMENTS WITH THE OWNER PRIOR TO DEMOLITION. IDENTIFY, TAG, AND CAREFULLY DECOMMISSION EQUIPMENT TO BE SALVAGED FOR THE OWNER. EQUIPMENT NOT WANTED BY THE OWNER SHALL BE REMOVED FROM THE SITE AT THE CONTRACTOR'S EXPENSE.

L. PROVIDE BLANK COVER PLATES MATCHING THE SURROUNDING SURFACES ON ALL BACKBOXES TO REMAIN IN PLACE.

M. A COMPLETELY NEW SYSTEM SHALL BE PROVIDED THROUGH THE VAMC CAMPUS. SEE SHEETS TN101 THROUGH TN420 FOR THE NEW SYSTEM DESIGN.

TELECOMMUNICATIONS KEYNOTES

#	
1	EXISTING SPEAKER(S) INDICATED IN THIS AREA/CORRIDOR/ROOM/SPACE SHALL BE REPLACED WITH NEW IP-BASED PAGING SYSTEM IP-SPEAKER ASSEMBLIES (REFER TO ASSOCIATED TN/TI-SERIES SHEET). EXISTING SPEAKERS SHALL REMAIN IN-PLACE AND ACTIVE THROUGHOUTTHE INSTALLATION OF THEIR REPLACEMENT AND THE NEW SYSTEM. AFTER NEW SYSTEM AND IP-SPEAKERS ARE INSTALLED, TESTED, AND PROGRAMMED/CONFIGURED AND IT IS FULLY FUNCTIONAL AND IN USE - DISCONNECT AND REMOVED EXISTING ANALOG SPEAKERS INCLUDING, BUT NOT LIMITED TO, ALL CABLING, HANGERS, SUPPORTS, CONTROLLING APPENDAGES, ETC. BACK TO SOURCE; REPLACE EXISTING ACCOUSTICAL CEILING TILE WITH NEW TILE (SEE ARCHITECTURAL FOR ADDITIONAL INFORMATION AND REQUIREMENTS); COORDINATE ALL WORK WITH THE COR FOR EACH AREA.

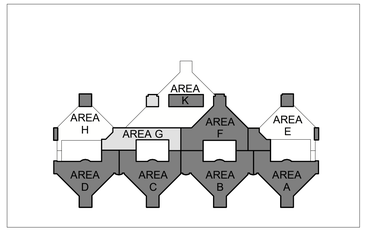

N

1 BLDG 100 - TELECOMMUNICATIONS DEMOLITION PLAN - LEVEL 6 - AREA G
3/32" = 1'-0"

FULLY SPRINKLERED

100% BID DOCUMENTS

No.	REVISION DESCRIPTION	DATE

7/18/2025 17:15:29

CONSULTANTS:

ARCHITECT
SPUR DESIGN
312 SW 25TH STREET
OKLAHOMA CITY, OK 73109
(405) 842-6100

MECH / ELEC / PLUMB / TELECOM
SPUR DESIGN
2519 MADISON AVE., STE 100
KANSAS CITY, MO 64108
(913) 369-7200

FIRE PROTECTION ENGINEER
RATED ENGINEERING
609 S. KELLY AVENUE, STE H2
EDMOND, OK 73003
(405) 210-5814

INDUSTRIAL HYGENIST
RIVERFRONT SAFETY & HEALTH
11140 S TOWNE SQUARE, STE 100
ST. LOUIS, MO 63123
(314) 917-0148

PHYSICAL SECURITY
FORCE PROTECT
10901 FRONT BEACH RD, UNIT 1415
PANAMA CITY BEACH, FL 32407
(502) 836-4232

ENGINEER: H2B #: 23-133

H2B, INC.
1225 NORTH LOOP WEST, # 800
HOUSTON, TEXAS 77008
(713) 864-2900

TEXAS FIRM REGISTRATION #: 8856

STAMP:
REGISTERED COMMUNICATIONS DISTRIBUTION DESIGNER
BICSI
KRISTOPHER G HETLAGE
BICSI ID # 328601
EXPIRES 12-31-27
RCDD
7/16/25

Drawing Title
TELECOMMUNICATIONS DEMOLITION PLANS - BUILDING 100 - LEVEL 6 - AREA G

VA Health Care System Approval:

Project Title
REPLACE/UPGRADE CAMPUS OVERHEAD PAGING SYSTEM

Location MICHAEL E. DEBAKEY VAMC
2002 HOLCOMBE BLVD
HOUSTON, TX 77030

Date	Checked	Drawn
07/21/2025	KGH	MDT

Project Number **580-25-101**

Building Number

Drawing Number
TND275
Drawing # 119 OF 231

Veterans Health Administration

VA | U.S. Department of Veterans Affairs

VA FORM 08-6231

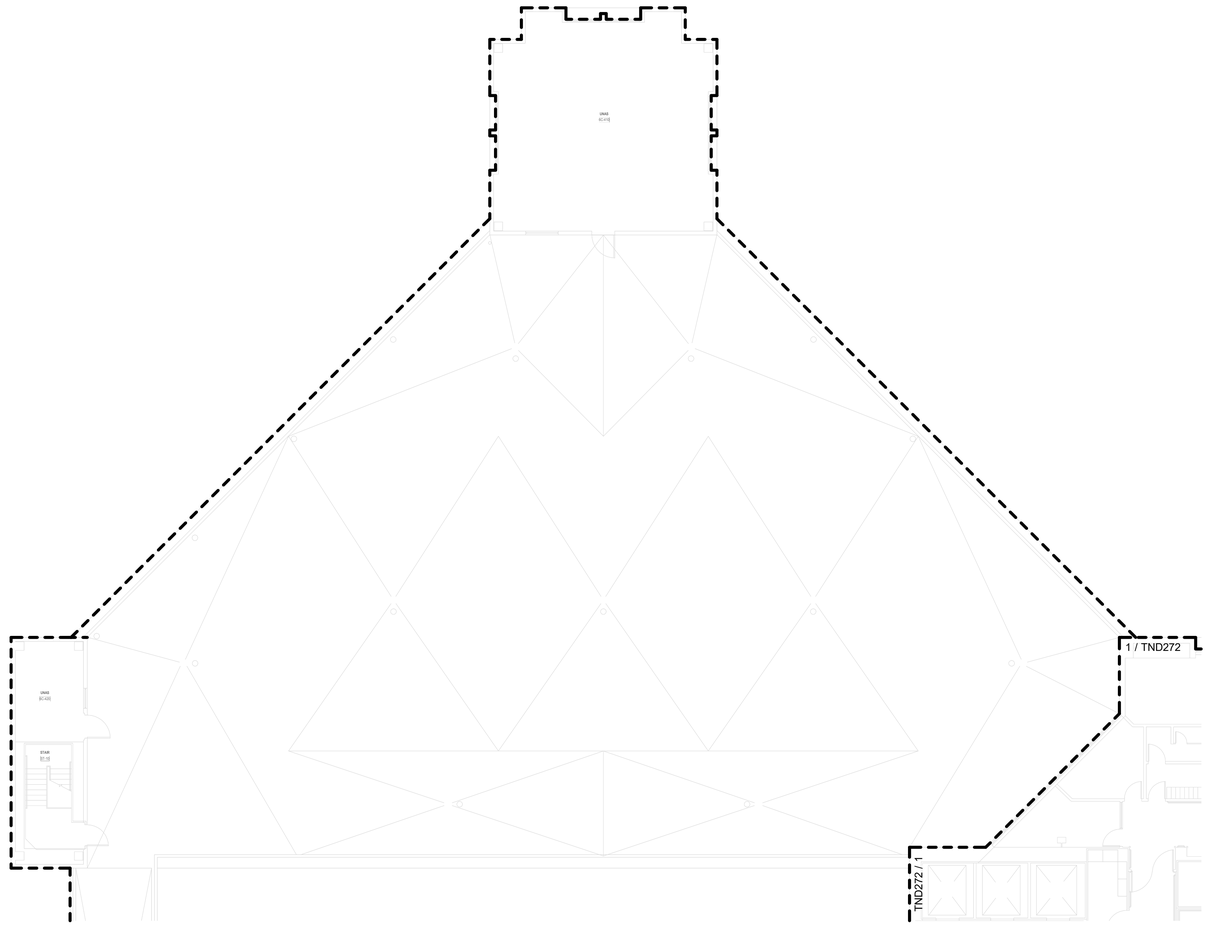

TELECOMMUNICATIONS GENERAL DEMOLIITON NOTES

A. DRAWING IS DIAGRAMMATIC IN NATURE AND IS NOT TO BE CONSTRUED AS ALL INCLUSIVE; FIELD VERIFY EXISTING CONDITIONS AND ADJUST WORK AS REQUIRED TO EXECUTE SPECIFIED WORK.

B. EXISTING CONDITIONS INDICATED ARE BASED ON GENERAL FIELD NOTES AND HISTORICAL DATA AND DOCUMENTATION AND ARE FOR REFERENCE PURPOSES ONLY TO DEFINE SCOPE OF WORK; FIELD VERIFY ALL CONDITIONS.

C. THIS SITE IS AN ACTIVE WORKING ENVIRONMENT; SYSTEMS SHALL NOT BE SHUTDOWN WITHOUT WRITTEN AUTHORIZATION; ALL REQUESTS SHALL BE SUBMITTED IN WRITING A MINIMUM OF TEN (10) WORKING-DAYS PRIOR TO PROPOSED ACTIVITY DATE OR NEED UNLESS DIRECTED OTHERWISE.

D. SEE T-001 TELECOMMUNICATIONS COVER SHEET FOR SYMBOLS DEFINITION:
1. SYMBOLS GRAYED/ HALFTONE: INDICATED FOR REFERENCE AND/OR INDICATING EXISTING UNLESS SPECIFICALLY NOTED OTHERWISE.
2. SYMBOLS DASHED OR SPECIFICALLY KEYED NOTED: INDICATES DEMOLITION WORK.

E. LOCATE EXISTING COMMUNICATIONS CABLE AND PATHWAYS THAT MAY BE AFFECTED BY DEMOLITION AND CONSTRUCTION PRIOR TO DEMOLITION, INCLUDING BUT NOT LIMITED TO SYSTEMS PATHWAYS AND SERVICE ENTRANCES.

F. VERIFY ACTUAL QUANTITIES AND LOCATIONS OF EXISTING EQUIPMENT TO BE DEMOLISHED WITH THE OWNER AND GENERAL CONTRACTOR PRIOR TO COMMENCEMENT OF DEMOLITION WORK.

G. PROVIDE PATCHING, PAINTING OR OTHER WORK NECESSARY TO REPAIR DAMAGE TO WALLS, CEILINGS, OR SIMILAR CAUSED BY THE DEMOLITION OF THE SYSTEM. COORDINATE REPAIR WORK WITH GENERAL CONTRACTOR AND OWNER.

H. PENETRATIONS IN FIRE RATED ASSEMBLIES RESULTING FROM THE REMOVAL OF EQUIPMENT, PATHWAYS, CABLING, OR OTHER EQUIPMENT SHALL BE FIRE STOPPED PER THE LATEST EDITION OF THE UL FIRE RESISTANCE DIRECTORY.

I. REFER TO ARCHITECTURAL PLANS FOR MORE INFORMATION REGARDING THE SCOPE OF DEMOLITION WORK.

J. DEMOLITION WORK INCLUDES REMOVAL OF OVERHEAD PA SYSTEM DEVICES, AND INFRASTRUCTURE INCLUDING EQUIPMENT MOUNTING, BACKBOXES, CABLING, PATHWAYS, HANGARS, AND OTHER SUPPORTS.

K. THE OWNER CLAIMS FIRST RIGHT OF REFUSAL FOR EXISTING EQUIPMENT. COORDINATE SALVAGE REQUIREMENTS WITH THE OWNER PRIOR TO DEMOLITION. IDENTIFY, TAG, AND CAREFULLY DECOMMISSION EQUIPMENT TO BE SALVAGED FOR THE OWNER. EQUIPMENT NOT WANTED BY THE OWNER SHALL BE REMOVED FROM THE SITE AT THE CONTRACTOR'S EXPENSE.

L. PROVIDE BLANK COVER PLATES MATCHING THE SURROUNDING SURFACES ON ALL BACKBOXES TO REMAIN IN PLACE.

M. A COMPLETELY NEW SYSTEM SHALL BE PROVIDED THROUGH THE VAMC CAMPUS. SEE SHEETS TN101 THROUGH TN420 FOR THE NEW SYSTEM DESIGN.

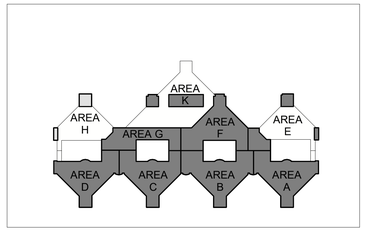

N

1 BLDG 100 - TELECOMMUNICATIONS DEMOLITION PLAN - LEVEL 6 - AREA H
3/32" = 1'-0"

FULLY SPRINKLERED

100% BID DOCUMENTS

No.	REVISION DESCRIPTION	DATE

7/18/2025 17:15:30

CONSULTANTS:

ARCHITECT
SPUR DESIGN
312 SW 25TH STREET
OKLAHOMA CITY, OK 73109
(405) 842-6100

MECH / ELEC / PLUMB / TELECOM
SPUR DESIGN
2519 MADISON AVE., STE 100
KANSAS CITY, MO 64108
(913) 369-7200

FIRE PROTECTION ENGINEER
RATED ENGINEERING
609 S. KELLY AVENUE, STE H2
EDMOND, OK 73003
(405) 210-5814

INDUSTRIAL HYGENIST
RIVERFRONT SAFETY & HEALTH
11140 S TOWNE SQUARE, STE 100
ST. LOUIS, MO 63123
(314) 917-0148

PHYSICAL SECURITY
FORCE PROTECT
10901 FRONT BEACH RD, UNIT 1415
PANAMA CITY BEACH, FL 32407
(502) 836-4232

ENGINEER: H2B #: 23-133

H2B, INC.
1225 NORTH LOOP WEST, # 800
HOUSTON, TEXAS 77008
(713) 864-2900

TEXAS FIRM REGISTRATION #: 8856

STAMP:
REGISTERED COMMUNICATIONS DISTRIBUTION DESIGNER
Bicsi
KRISTOPHER G HETLAGE
BICSI ID # 328601
EXPIRES 12-31-27
RCDD
7/18/25

Drawing Title
TELECOMMUNICATIONS DEMOLITION PLANS - BUILDING 100 - LEVEL 6 - AREA H

VA Health Care System Approval:

Project Title
REPLACE/UPGRADE CAMPUS OVERHEAD PAGING SYSTEM

Location: MICHAEL E. DEBAKEY VAMC, 2002 HOLCOMBE BLVD, HOUSTON, TX 77030

Date: **07/21/2025** | Checked: KGH | Drawn: MDT

Project Number: **580-25-101**

Building Number:

Drawing Number
TND276
Drawing # 120 OF 231

Veterans Health Administration

VA | U.S. Department of Veterans Affairs

VA FORM 08-6231

TELECOMMUNICATIONS GENERAL DEMOLIITON NOTES

A. DRAWING IS DIAGRAMMATIC IN NATURE AND IS NOT TO BE CONSTRUED AS ALL INCLUSIVE; FIELD VERIFY EXISTING CONDITIONS AND ADJUST WORK AS REQUIRED TO EXECUTE SPECIFIED WORK.

B. EXISTING CONDITIONS INDICATED ARE BASED ON GENERAL FIELD NOTES AND HISTORICAL DATA AND DOCUMENTATION AND ARE FOR REFERENCE PURPOSES ONLY TO DEFINE SCOPE OF WORK; FIELD VERIFY ALL CONDITIONS.

C. THIS SITE IS AN ACTIVE WORKING ENVIRONMENT; SYSTEMS SHALL NOT BE SHUTDOWN WITHOUT WRITTEN AUTHORIZATION; ALL REQUESTS SHALL BE SUBMITTED IN WRITING A MINIMUM OF TEN (10) WORKING-DAYS PRIOR TO PROPOSED ACTIVITY DATE OR NEED UNLESS DIRECTED OTHERWISE.

D. SEE T-001 TELECOMMUNICATIONS COVER SHEET FOR SYMBOLS DEFINITION:
1. SYMBOLS GRAYED/ HALFTONE: INDICATED FOR REFERENCE AND/OR INDICATING EXISTING UNLESS SPECIFICALLY NOTED OTHERWISE.
2. SYMBOLS DASHED OR SPECIFICALLY KEYED NOTED. INDICATES DEMOLITION WORK.

E. LOCATE EXISTING COMMUNICATIONS CABLE AND PATHWAYS THAT MAY BE AFFECTED BY DEMOLITION AND CONSTRUCTION PRIOR TO DEMOLITION, INCLUDING BUT NOT LIMITED TO SYSTEMS PATHWAYS AND SERVICE ENTRANCES.

F. VERIFY ACTUAL QUANTITIES AND LOCATIONS OF EXISTING EQUIPMENT TO BE DEMOLISHED WITH THE OWNER AND GENERAL CONTRACTOR PRIOR TO COMMENCEMENT OF DEMOLITION WORK.

G. PROVIDE PATCHING, PAINTING OR OTHER WORK NECESSARY TO REPAIR DAMAGE TO WALLS, CEILINGS, OR SIMILAR CAUSED BY THE DEMOLITION OF THE SYSTEM. COORDINATE REPAIR WORK WITH GENERAL CONTRACTOR AND OWNER.

H. PENETRATIONS IN FIRE RATED ASSEMBLIES RESULTING FROM THE REMOVAL OF EQUIPMENT, PATHWAYS, CABLING, OR OTHER EQUIPMENT SHALL BE FIRE STOPPED PER THE LATEST EDITION OF THE UL FIRE RESISTANCE DIRECTORY.

I. REFER TO ARCHITECTURAL PLANS FOR MORE INFORMATION REGARDING THE SCOPE OF DEMOLITION WORK.

J. DEMOLITION WORK INCLUDES REMOVAL OF OVERHEAD PA SYSTEM DEVICES, AND INFRASTRUCTURE INCLUDING EQUIPMENT MOUNTING, BACKBOXES, CABLING, PATHWAYS, HANGARS, AND OTHER SUPPORTS.

K. THE OWNER CLAIMS FIRST RIGHT OF REFUSAL FOR EXISTING EQUIPMENT. COORDINATE SALVAGE REQUIREMENTS WITH THE OWNER PRIOR TO DEMOLITION. IDENTIFY, TAG, AND CAREFULLY DECOMMISSION EQUIPMENT TO BE SALVAGED FOR THE OWNER. EQUIPMENT NOT WANTED BY THE OWNER SHALL BE REMOVED FROM THE SITE AT THE CONTRACTOR'S EXPENSE.

L. PROVIDE BLANK COVER PLATES MATCHING THE SURROUNDING SURFACES ON ALL BACKBOXES TO REMAIN IN PLACE.

M. A COMPLETELY NEW SYSTEM SHALL BE PROVIDED THROUGH THE VAMC CAMPUS. SEE SHEETS TN101 THROUGH TN420 FOR THE NEW SYSTEM DESIGN.

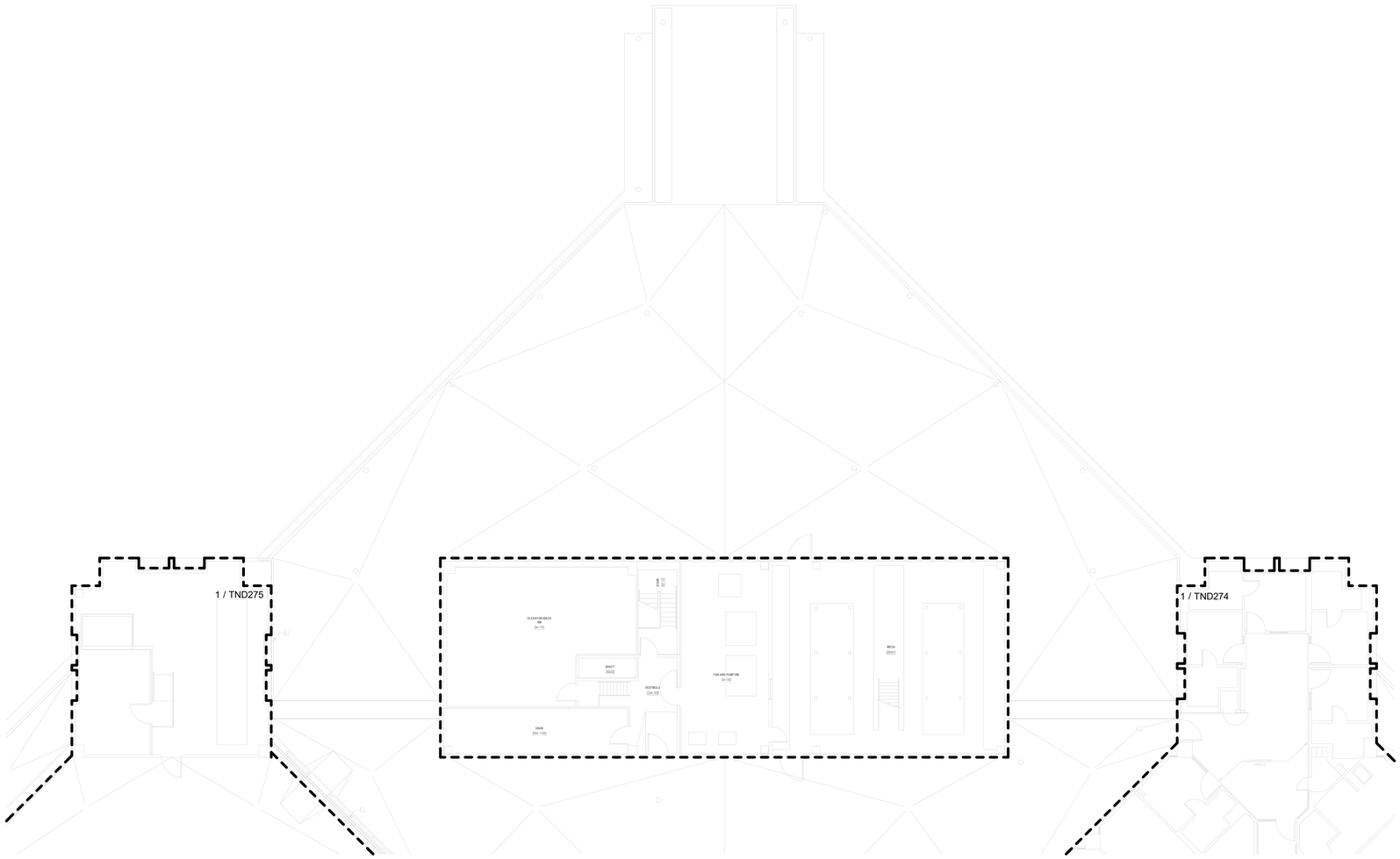

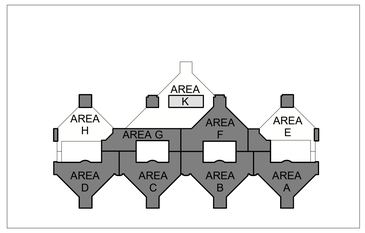

N

1 BLDG 100 - TELECOMMUNICATIONS DEMOLITION PLAN - LEVEL 6 - AREA K
3/32" = 1'-0"

FULLY SPRINKLERED

100% BID DOCUMENTS

No.	REVISION DESCRIPTION	DATE

CONSULTANTS:

ARCHITECT
SPUR DESIGN
312 SW 25TH STREET
OKLAHOMA CITY, OK 73109
(405) 842-6100

MECH / ELEC / PLUMB / TELECOM
SPUR DESIGN
2519 MADISON AVE., STE 100
KANSAS CITY, MO 64108
(913) 369-7200

FIRE PROTECTION ENGINEER
RATED ENGINEERING
609 S. KELLY AVENUE, STE H2
EDMOND, OK 73003
(405) 210-5814

INDUSTRIAL HYGENIST
RIVERFRONT SAFETY & HEALTH
11140 S TOWNE SQUARE, STE 100
ST. LOUIS, MO 63123
(314) 917-0148

PHYSICAL SECURITY
FORCE PROTECT
10901 FRONT BEACH RD, UNIT 1415
PANAMA CITY BEACH, FL 32407
(502) 836-4232

ENGINEER: H2B #: 23-133

H2B, INC.
1225 NORTH LOOP WEST, # 800
HOUSTON, TEXAS 77008
(713) 864-2900

TEXAS FIRM REGISTRATION #: 8856

STAMP:
REGISTERED COMMUNICATIONS DISTRIBUTION DESIGNER
Bicsi
KRISTOPHER G HETLAGE
BICSI ID # 328601
EXPIRES 12-31-27
RCDD
9/4/25

Drawing Title
TELECOMMUNICATIONS DEMOLITION PLANS - BUILDING 100 - LEVEL 6 - AREA K

VA Health Care System Approval:

Project Title
REPLACE/UPGRADE CAMPUS OVERHEAD PAGING SYSTEM

Location MICHAEL E. DEBAKEY VAMC
2002 HOLCOMBE BLVD
HOUSTON, TX 77030

Date **07/21/2025** | Checked KGH | Drawn MDT

Project Number **580-25-101**

Building Number

Drawing Number
TND277
Drawing # 121 OF 231

Veterans Health Administration

VA U.S. Department of Veterans Affairs

7/18/2025 17:15:32

VA FORM 08-6231

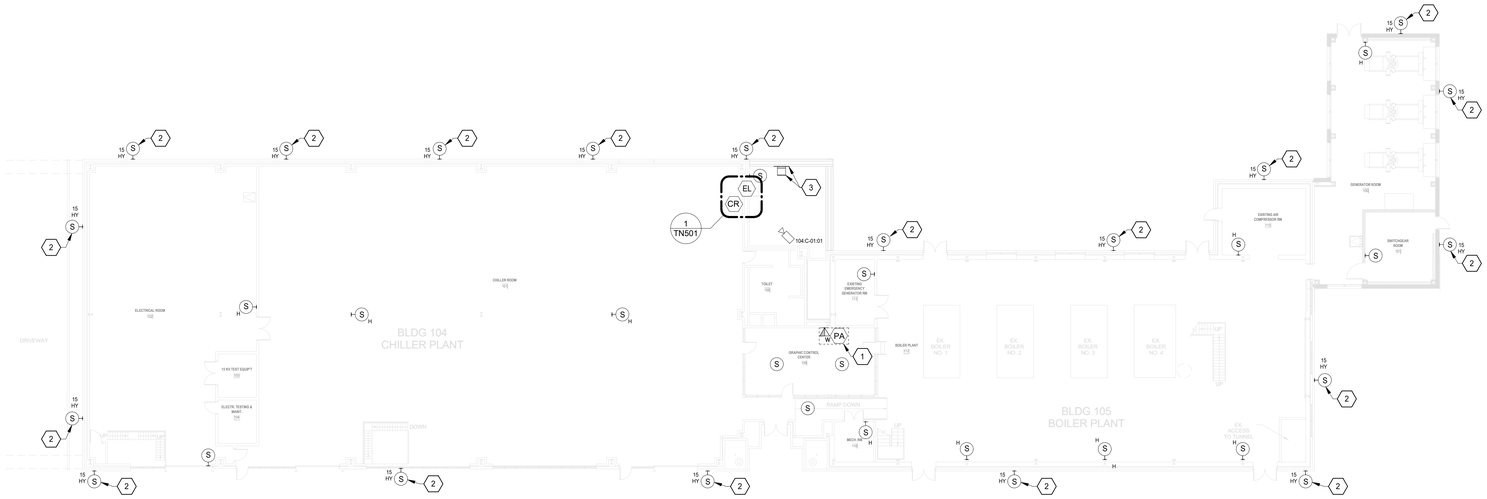

N

2 BLDG 104 & 105 - TELECOMMUNICATIONS PLAN - LEVEL 1
1/16" = 1'-0"

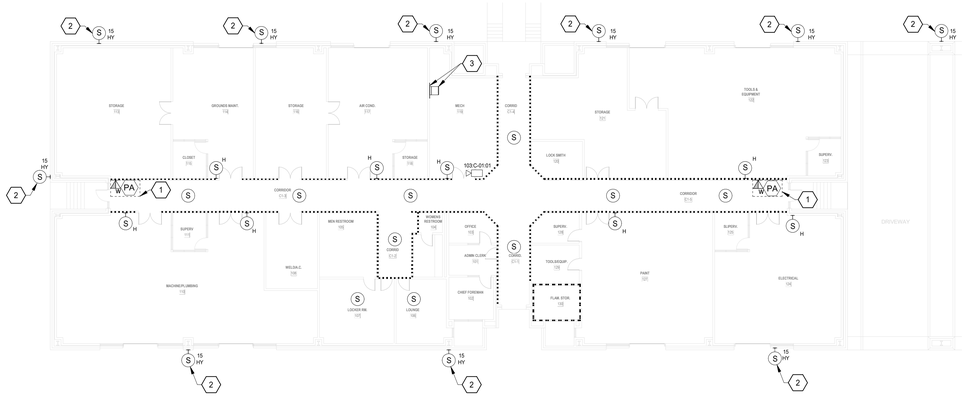

N

1 BLDG 103 - TELECOMMUNICATIONS PLAN - LEVEL 1
1/16" = 1'-0"

TELECOMMUNICATIONS GENERAL NOTES

A. DRAWING IS DIAGRAMMATIC IN NATURE AND IS NOT TO BE CONSTRUED AS ALL INCLUSIVE; FIELD VERIFY EXISTING CONDITIONS AND ADJUST WORK AS REQUIRED TO EXECUTE SPECIFIED WORK.

B. EXISTING CONDITIONS INDICATED ARE BASED ON GENERAL FIELD NOTES AND HISTORICAL DATA AND DOCUMENTATION AND ARE FOR REFERENCE PURPOSES ONLY TO DEFINE SCOPE OF WORK; FIELD VERIFY ALL CONDITIONS.

C. THIS SITE IS AN ACTIVE WORKING ENVIRONMENT; SYSTEMS SHALL NOT BE SHUTDOWN WITHOUT WRITTEN AUTHORIZATION; ALL REQUESTS SHALL BE SUBMITTED IN WRITING A MINIMUM OF TEN (10) WORKING-DAYS PRIOR TO PROPOSED ACTIVITY DATE OR NEED UNLESS DIRECTED OTHERWISE.

D. SEE T-001 TELECOMMUNICATIONS COVER SHEET FOR SYMBOLS DEFINITION:
1. SYMBOLS GRAYED/ HALFTONE: INDICATED FOR REFERENCE AND/OR INDICATING EXISTING UNLESS SPECIFICALLY NOTED OTHERWISE.
2. SYMBOLS DASHED OR SPECIFICALLY KEYED NOTED: INDICATES DEMOLITION WORK.

E. OWNER SHALL HAVE FIRST SALVAGE RIGHTS FOR ANY DEMOLISHED DEVICES OR MATERIAL.

F. REFER TO TN501 FOR SPEAKER MOUNTING DETAILS.

G. CONTRACTOR TO UTILIZE EXISTING SPEAKER PLACEMENTS FOR INSTALLATION OF NEW SPEAKERS WHEREVER POSSIBLE. TEMPORARILY SUPPORT EXISTING SPEAKERS DURING CONSTRUCTION UNTIL NEW SYSTEM HAS BEEN INSTALLED, TESTED, AND ACCEPTED.

TELECOMMUNICATIONS KEYNOTES

#	
1	PA INTERACTIVE WALL-MOUNTED INTERFACE CONSOLE IN A LOCKABLE, SURFACE/RECESSED CABINET: TERMINATE CAT6A CABLE ONTO AN RJ-45 JACK HOUSED IN A 1-PORT SURFACE BOX/BISCUIT SECURED TO BACK OF CABINET; CAT6A CABLE SHALL BE CONCEALED/PROTECTED IN A 3/4" EMT CONCEALED IN WALL OR SURFACE MOUNTED ON WALL; PAINT EXPOSED CONDUIT AND ALL MOUNTING HARDWARE TO MATCH ADJACENT EXISTING COLORS/FINISHES; COORDINATE INTERACTIVE CONSOLE LOCATION WITH VAMC/COR PRIOR TO COMMENCING ROUGH-IN WORK - ADJUST LOCATION AND INSTALLATION WITHIN THE BUILDING AS DIRECTED.
2	EXTERIOR HORN-TYPE SPEAKERS MOUNTED AT 13'-6" AFG; HORNS WITHIN 35' FROM ADJACENT BUILDINGS SHALL BE 5W OUTPUT MAXIMUM; ALL HORNS ARE ANALOG TYPE WITH IP-TO-ANALOG CONVERTERS AND SURGE SUPPRESSION DEVICES LOCATED WITHIN THE BUILDING - SECURED SIDE. REFER TO HYBRID NETWORK/ANALOG SPEAKERS CIRCUIT CONNECTION SCHEMATIC 5/TN501.
3	NEW DOUBLEHINGED, WALL-MOUNTED, LOCKABLE TELECOMMUNICATIONS ENCLOSURE, WALL-MOUNT ON FIRE TREATED PLYWOOD. REFER TO DETAIL 2/TN501.

PARTITION LEGEND

- EXISTING PARTITION
- EXISTING SMOKE PARTITION/ BARRIER TO BE MAINTAINED
- EXISTING 1 HOUR FIRE RATED PARTITION TO BE MAINTAINED
- EXISTING 2 HOUR FIRE RATED PARTITION TO BE MAINTAINED

NOTE: NOT ALL SYMBOLS MAY BE USED

KEY PLAN - BLDGS 103, 104, & 105

FULLY SPRINKLERED

100% BID DOCUMENTS

No.	REVISION DESCRIPTION	DATE

7/18/2025 17:15:37

CONSULTANTS:

ARCHITECT
SPUR DESIGN
312 SW 25TH STREET
OKLAHOMA CITY, OK 73109
(405) 842-6100

MECH / ELEC / PLUMB / TELECOM
SPUR DESIGN
2519 MADISON AVE., STE 100
KANSAS CITY, MO 64108
(913) 369-7200

FIRE PROTECTION ENGINEER
RATED ENGINEERING
609 S. KELLY AVENUE, STE H2
EDMOND, OK 73003
(405) 210-5814

INDUSTRIAL HYGENIST
RIVERFRONT SAFETY & HEALTH
11140 S TOWNE SQUARE, STE 100
ST. LOUIS, MO 63123
(314) 917-0148

PHYSICAL SECURITY
FORCE PROTECT
10901 FRONT BEACH RD, UNIT 1415
PANAMA CITY BEACH, FL 32407
(502) 836-4232

ENGINEER: H2B #: 23-133

H2B, INC.
1225 NORTH LOOP WEST, # 800
HOUSTON, TEXAS 77008
(713) 864-2900

TEXAS FIRM REGISTRATION #: 8856

STAMP:
REGISTERED COMMUNICATIONS DISTRIBUTION DESIGNER
Bicsi
KRISTOPHER G HETLAGE
BICSI ID # 328601
EXPIRES 12-31-27
RCDD
9/4/25

Drawing Title
TELECOMMUNICATIONS PLANS - BUILDINGS 103, 104 & 105

VA Health Care System Approval:

Project Title
REPLACE/UPGRADE CAMPUS OVERHEAD PAGING SYSTEM

Location MICHAEL E. DEBAKEY VAMC
2002 HOLCOMBE BLVD
HOUSTON, TX 77030

Date **07/21/2025** | Checked KGH | Drawn MDT

Project Number **580-25-101**

Building Number 103, 104, 105

Drawing Number
TN108
Drawing # 122 OF 231

Veterans Health Administration

VA | U.S. Department of Veterans Affairs

VA FORM 08-6231

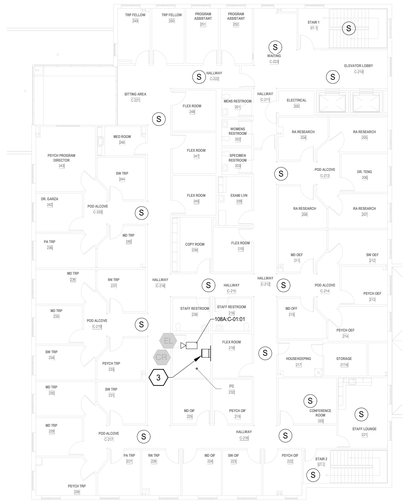

3 BLDG 108A - TELECOMMUNICATIONS PLAN - LEVEL 2
1/16" = 1'-0"

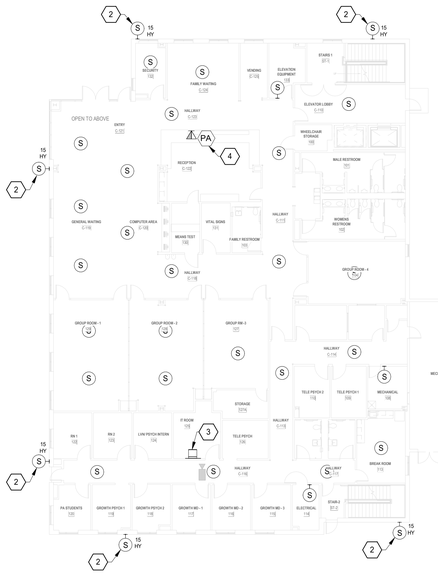

2 BLDG 108A - TELECOMMUNICATIONS PLAN - LEVEL 1
1/16" = 1'-0"

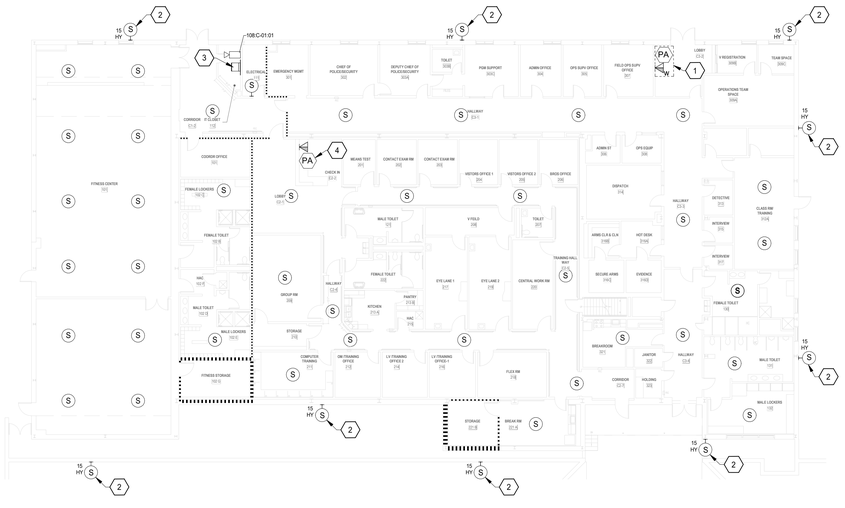

1 BLDG 108 - TELECOMMUNICATIONS PLAN - LEVEL 1
1/16" = 1'-0"

KEY PLAN - BLDGS 108 & 108A

TELECOMMUNICATIONS GENERAL NOTES

A. DRAWING IS DIAGRAMMATIC IN NATURE AND IS NOT TO BE CONSTRUED AS ALL INCLUSIVE; FIELD VERIFY EXISTING CONDITIONS AND ADJUST WORK AS REQUIRED TO EXECUTE SPECIFIED WORK.

B. EXISTING CONDITIONS INDICATED ARE BASED ON GENERAL FIELD NOTES AND HISTORICAL DATA AND DOCUMENTATION AND ARE FOR REFERENCE PURPOSES ONLY TO DEFINE SCOPE OF WORK; FIELD VERIFY ALL CONDITIONS.

C. THIS SITE IS AN ACTIVE WORKING ENVIRONMENT; SYSTEMS SHALL NOT BE SHUTDOWN WITHOUT WRITTEN AUTHORIZATION; ALL REQUESTS SHALL BE SUBMITTED IN WRITING A MINIMUM OF TEN (10) WORKING-DAYS PRIOR TO PROPOSED ACTIVITY DATE OR NEED UNLESS DIRECTED OTHERWISE.

D. SEE T-001 TELECOMMUNICATIONS COVER SHEET FOR SYMBOLS DEFINITION:
1. SYMBOLS GRAYED/ HALFTONE: INDICATED FOR REFERENCE AND/OR INDICATING EXISTING UNLESS SPECIFICALLY NOTED OTHERWISE.
2. SYMBOLS DASHED OR SPECIFICALLY KEYED NOTED: INDICATES DEMOLITION WORK.

E. OWNER SHALL HAVE FIRST SALVAGE RIGHTS FOR ANY DEMOLISHED DEVICES OR MATERIAL.

F. REFER TO TN501 FOR SPEAKER MOUNTING DETAILS.

G. CONTRACTOR TO UTILIZE EXISTING SPEAKER PLACEMENTS FOR INSTALLATION OF NEW SPEAKERS WHEREVER POSSIBLE. TEMPORARILY SUPPORT EXISTING SPEAKERS DURING CONSTRUCTION UNTIL NEW SYSTEM HAS BEEN INSTALLED, TESTED, AND ACCEPTED.

TELECOMMUNICATIONS KEYNOTES

#	
1	PA INTERACTIVE WALL-MOUNTED INTERFACE CONSOLE IN A LOCKABLE, SURFACE/RECESSED CABINET: TERMINATE CAT6A CABLE ONTO AN RJ-45 JACK HOUSED IN A 1-PORT SURFACE BOX/BISCUIT SECURED TO BACK OF CABINET; CAT6A CABLE SHALL BE CONCEALED/PROTECTED IN A 3/4" EMT CONCEALED IN WALL OR SURFACE MOUNTED ON WALL; PAINT EXPOSED CONDUIT AND ALL MOUNTING HARDWARE TO MATCH ADJACENT EXISTING COLORS/FINISHES. COORDINATE INTERACTIVE CONSOLE LOCATION WITH VAMC/COR PRIOR TO COMMENCING ROUGH-IN WORK - ADJUST LOCATION AND INSTALLATION WITHIN THE BUILDING AS DIRECTED.
2	EXTERIOR HORN-TYPE SPEAKERS MOUNTED AT 13'-6" AFG; HORNS WITHIN 35' FROM ADJACENT BUILDINGS SHALL BE 5W OUTPUT MAXIMUM; ALL HORNS ARE ANALOG TYPE WITH IP-TO-ANALOG CONVERTERS AND SURGE SUPPRESSION DEVICES LOCATED WITHIN THE BUILDING - SECURED SIDE. REFER TO HYBRID NETWORK/ANALOG SPEAKERS CIRCUIT CONNECTION SCHEMATIC 5/TN501.
3	NEW DOUBLEHINGED, WALL-MOUNTED, LOCKABLE TELECOMMUNICATIONS ENCLOSURE, WALL-MOUNT ON FIRE TREATED PLYWOOD. REFER TO DETAIL 2/TN501.
4	PA INTERACTIVE DESKTOP INTERFACE CONSOLE: PROVIDE A 2-PORT WAO WITHIN THE KNEESPACE OR COUNTERTOP BACK (FIELD VERIFY) AND FIELD ROUTE A 1-1/4"C FROM THE WAL TO THE NEAREST ACCESSIBLE CEILING CAVITY; ROUTE AND TERMINATE CAT-6A CABLING ONTO AN CAT6A RJ-45 JACK; ALL CABLING SHALL BE CONCEALED/PROTECTED. COORDINATE DECKTOP CONSOLE LOCATION WITH VAMC/COR PRIOR TO COMMENCING ROUGH-IN WORK - ADJUST LOCATION AND INSTALLATION WITHIN THE BUILDING AS DIRECTED.

PARTITION LEGEND

- EXISTING PARTITION
- EXISTING SMOKE PARTITION/ BARRIER TO BE MAINTAINED
- EXISTING 1 HOUR FIRE RATED PARTITION TO BE MAINTAINED
- EXISTING 2 HOUR FIRE RATED PARTITION TO BE MAINTAINED

NOTE: NOT ALL SYMBOLS MAY BE USED

FULLY SPRINKLERED

100% BID DOCUMENTS

No.	REVISION DESCRIPTION	DATE

CONSULTANTS:

ARCHITECT
SPUR DESIGN
312 SW 25TH STREET
OKLAHOMA CITY, OK 73109
(405) 842-6100

MECH / ELEC / PLUMB / TELECOM
SPUR DESIGN
2519 MADISON AVE., STE 100
KANSAS CITY, MO 64108
(913) 369-7200

FIRE PROTECTION ENGINEER
RATED ENGINEERING
609 S. KELLY AVENUE, STE H2
EDMOND, OK 73003
(405) 210-5814

INDUSTRIAL HYGENIST
RIVERFRONT SAFETY & HEALTH
11140 S TOWNE SQUARE, STE 100
ST. LOUIS, MO 63123
(314) 917-0148

PHYSICAL SECURITY
FORCE PROTECT
10901 FRONT BEACH RD, UNIT 1415
PANAMA CITY BEACH, FL 32407
(502) 836-4232

ENGINEER: H2B #: 23-133

H2B, INC.
1225 NORTH LOOP WEST, # 800
HOUSTON, TEXAS 77008
(713) 864-2900

TEXAS FIRM REGISTRATION #: 8856

STAMP:
REGISTERED COMMUNICATIONS DISTRIBUTION DESIGNER
BICSI
KRISTOPHER D HETLAGE
BICSI ID # 328601
EXPIRES 12-31-27
RCDD
7/18/25

Drawing Title
TELECOMMUNICATIONS PLANS - BUILDINGS 108 & 108A - LEVEL 1 & 2

VA Health Care System Approval:

Project Title
REPLACE/UPGRADE CAMPUS OVERHEAD PAGING SYSTEM

Location: MICHAEL E. DEBAKEY VAMC, 2002 HOLCOMBE BLVD, HOUSTON, TX 77030

Date: **07/21/2025** | Checked: KGH | Drawn: MDT

Project Number: **580-25-101**

Building Number: 108 & 108A

Drawing Number: **TN109**

Drawing # 123 OF 231

Veterans Health Administration

VA | U.S. Department of Veterans Affairs

7/18/2025 17:15:43

VA FORM 08-6231

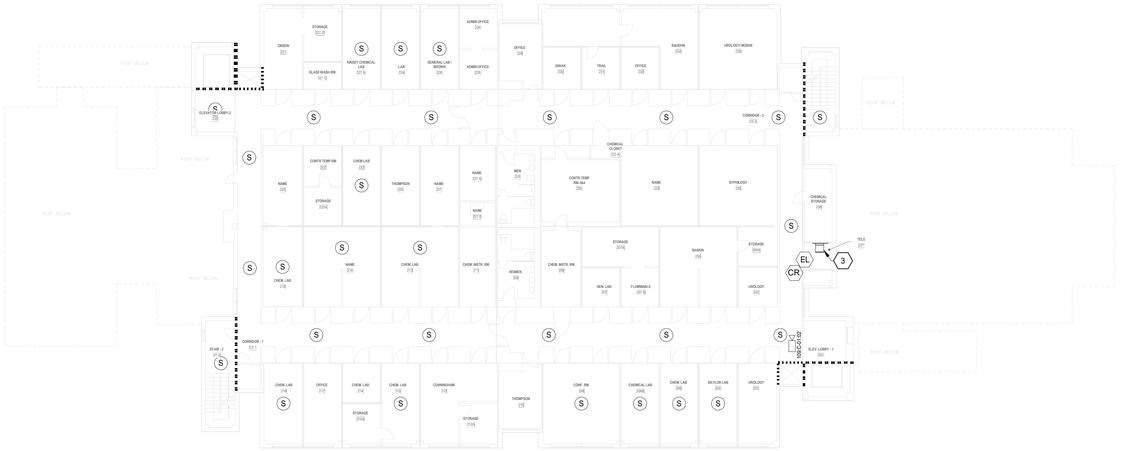

3 BLDG 109 - TELECOMMUNICATIONS PLAN - LEVEL 2
1/16" = 1'-0"

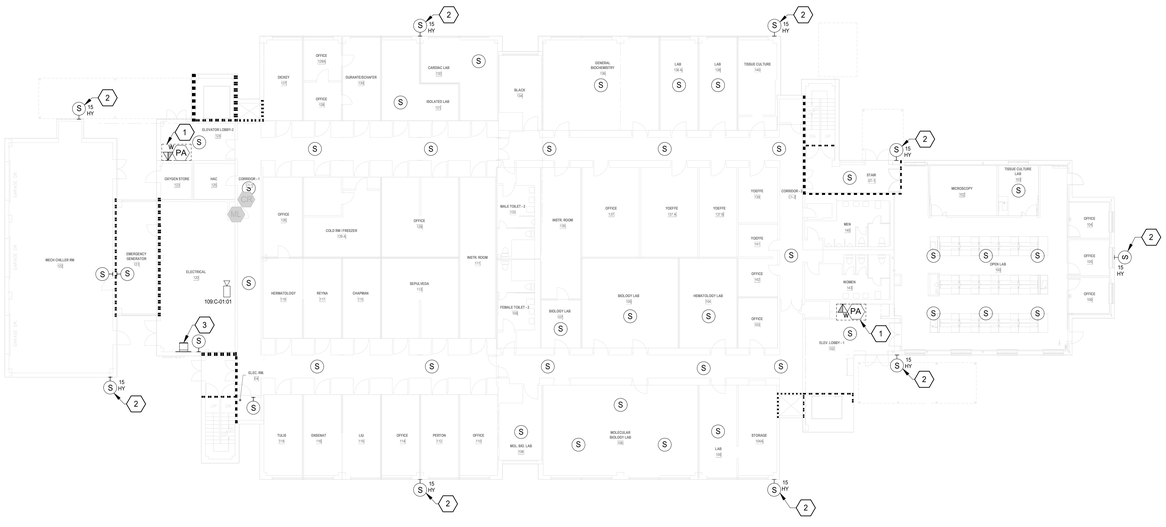

2 BLDG 109 - TELECOMMUNICATIONS PLAN - LEVEL 1
1/16" = 1'-0"



1 BLDG 109 - TELECOMMUNICATIONS PLAN - BASEMENT LEVEL
1/16" = 1'-0"

KEY PLAN - BLDG 109

TELECOMMUNICATIONS GENERAL NOTES

A. DRAWING IS DIAGRAMMATIC IN NATURE AND IS NOT TO BE CONSTRUED AS ALL INCLUSIVE; FIELD VERIFY EXISTING CONDITIONS AND ADJUST WORK AS REQUIRED TO EXECUTE SPECIFIED WORK.

B. EXISTING CONDITIONS INDICATED ARE BASED ON GENERAL FIELD NOTES AND HISTORICAL DATA AND DOCUMENTATION AND ARE FOR REFERENCE PURPOSES ONLY TO DEFINE SCOPE OF WORK; FIELD VERIFY ALL CONDITIONS.

C. THIS SITE IS AN ACTIVE WORKING ENVIRONMENT; SYSTEMS SHALL NOT BE SHUTDOWN WITHOUT WRITTEN AUTHORIZATION; ALL REQUESTS SHALL BE SUBMITTED IN WRITING A MINIMUM OF TEN (10) WORKING-DAYS PRIOR TO PROPOSED ACTIVITY DATE OR NEED UNLESS DIRECTED OTHERWISE.

D. SEE T-001 TELECOMMUNICATIONS COVER SHEET FOR SYMBOLS DEFINITION:
1. SYMBOLS GRAYED/ HALFTONE: INDICATED FOR REFERENCE AND/OR INDICATING EXISTING UNLESS SPECIFICALLY NOTED OTHERWISE.
2. SYMBOLS DASHED OR SPECIFICALLY KEYED NOTED: INDICATES DEMOLITION WORK.

E. OWNER SHALL HAVE FIRST SALVAGE RIGHTS FOR ANY DEMOLISHED DEVICES OR MATERIAL.

F. REFER TO TN501 FOR SPEAKER MOUNTING DETAILS.

G. CONTRACTOR TO UTILIZE EXISTING SPEAKER PLACEMENTS FOR INSTALLATION OF NEW SPEAKERS WHEREVER POSSIBLE. TEMPORARILY SUPPORT EXISTING SPEAKERS DURING CONSTRUCTION UNTIL NEW SYSTEM HAS BEEN INSTALLED, TESTED, AND ACCEPTED.

TELECOMMUNICATIONS KEYNOTES

#	
1	PA INTERACTIVE WALL-MOUNTED INTERFACE CONSOLE IN A LOCKABLE, SURFACE/RECESSED CABINET; TERMINATE CAT6A CABLE ONTO AN RJ-45 JACK HOUSED IN A 1-PORT SURFACE BOX/BISCUIT SECURED TO BACK OF CABINET; CAT6A CABLE SHALL BE CONCEALED/PROTECTED IN A 3/4" EMT CONCEALED IN WALL OR SURFACE MOUNTED ON WALL; PAINT EXPOSED CONDUIT AND ALL MOUNTING HARDWARE TO MATCH ADJACENT EXISTING COLORS/FINISHES; COORDINATE INTERACTIVE CONSOLE LOCATION WITH VAMC/COR PRIOR TO COMMENCING ROUGH-IN WORK - ADJUST LOCATION AND INSTALLATION WITHIN THE BUILDING AS DIRECTED.
2	EXTERIOR HORN-TYPE SPEAKERS MOUNTED AT 13'-6" AFG; HORNS WITHIN 35' FROM ADJACENT BUILDINGS SHALL BE 5W OUTPUT MAXIMUM; ALL HORNS ARE ANALOG TYPE WITH IP-TO-ANALOG CONVERTERS AND SURGE SUPPRESSION DEVICES LOCATED WITHIN THE BUILDING - SECURED SIDE. REFER TO HYBRID NETWORK/ANALOG SPEAKERS CIRCUIT CONNECTION SCHEMATIC 5/TN501.
3	NEW DOUBLEHINGED, WALL-MOUNTED, LOCKABLE TELECOMMUNICATIONS ENCLOSURE, WALL-MOUNT ON FIRE TREATED PLYWOOD. REFER TO DETAIL 2/TN501.

PARTITION LEGEND

- EXISTING PARTITION
- EXISTING SMOKE PARTITION/ BARRIER TO BE MAINTAINED
- EXISTING 1 HOUR FIRE RATED PARTITION TO BE MAINTAINED
- EXISTING 2 HOUR FIRE RATED PARTITION TO BE MAINTAINED

NOTE: NOT ALL SYMBOLS MAY BE USED

FULLY SPRINKLERED

100% BID DOCUMENTS

No.	REVISION DESCRIPTION	DATE

CONSULTANTS:

ARCHITECT
SPUR DESIGN
312 SW 25TH STREET
OKLAHOMA CITY, OK 73109
(405) 842-6100

MECH / ELEC / PLUMB / TELECOM
SPUR DESIGN
2519 MADISON AVE., STE 100
KANSAS CITY, MO 64108
(913) 369-7200

FIRE PROTECTION ENGINEER
RATED ENGINEERING
609 S. KELLY AVENUE, STE H2
EDMOND, OK 73003
(405) 210-5814

INDUSTRIAL HYGENIST
RIVERFRONT SAFETY & HEALTH
11140 S TOWNE SQUARE, STE 100
ST. LOUIS, MO 63123
(314) 917-0148

PHYSICAL SECURITY
FORCE PROTECT
10901 FRONT BEACH RD, UNIT 1415
PANAMA CITY BEACH, FL 32407
(502) 836-4232

ENGINEER: H2B #: 23-133

H2B, INC.
1225 NORTH LOOP WEST, # 800
HOUSTON, TEXAS 77008
(713) 864-2900

TEXAS FIRM REGISTRATION #: 8856

STAMP:
REGISTERED COMMUNICATIONS DISTRIBUTION DESIGNER
BICSI
KRISTOPHER G HETLAGE
BICSI ID # 328601
EXPIRES 12-31-27
RCDD
9/4/25

Drawing Title
TELECOMMUNICATIONS PLANS - BUILDING 109 - BASEMENT LEVEL, LEVELS 1 & 2

VA Health Care System Approval:

Project Title
REPLACE/UPGRADE CAMPUS OVERHEAD PAGING SYSTEM

Location MICHAEL E. DEBAKEY VAMC
2002 HOLCOMBE BLVD
HOUSTON, TX 77030

Date **07/21/2025** | Checked KGH | Drawn MDT

Project Number **580-25-101**

Building Number 109

Drawing Number
TN110
Drawing # 124 OF 231

Veterans Health Administration

VA | U.S. Department of Veterans Affairs

7/18/2025 17:15:49

VA FORM 08-6231

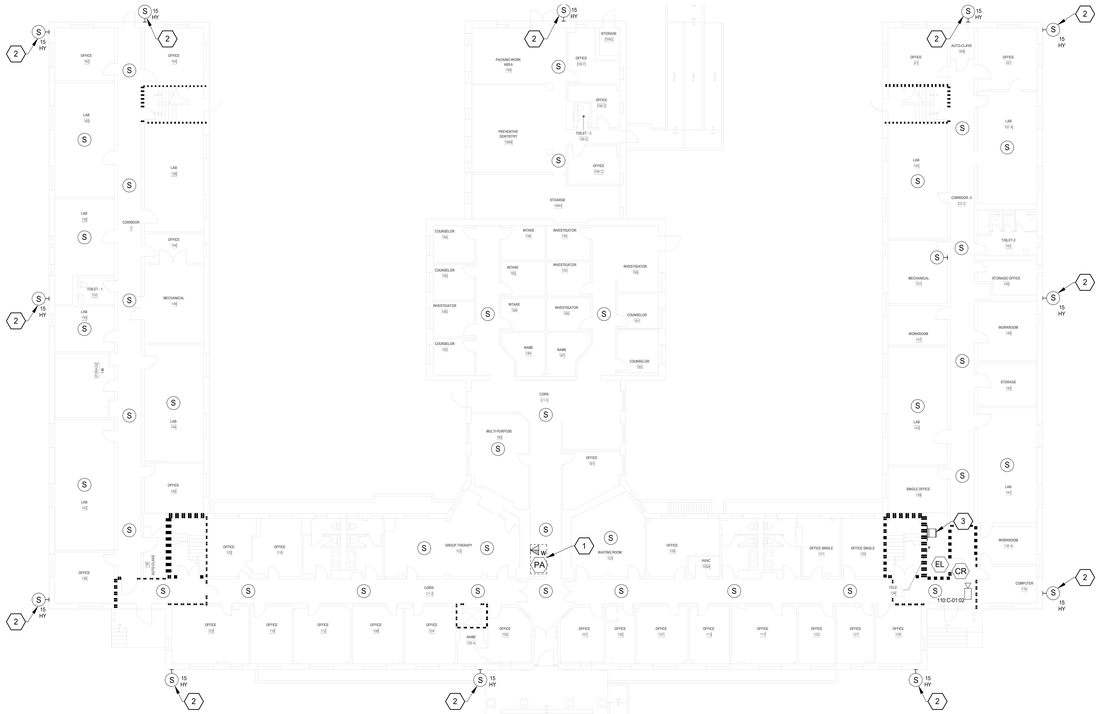

2 BLDG 110 - TELECOMMUNICATIONS PLAN - LEVEL 1
1/16" = 1'-0"

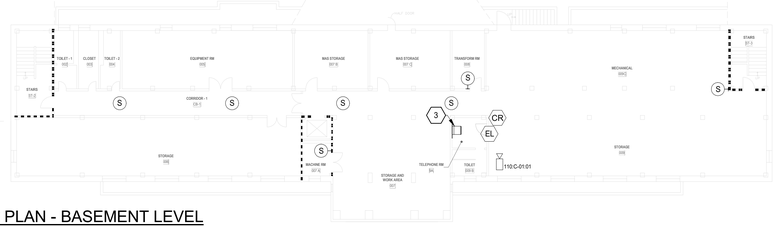

1 BLDG 110 - TELECOMMUNICATIONS PLAN - BASEMENT LEVEL
1/16" = 1'-0"

TELECOMMUNICATIONS GENERAL NOTES

A. DRAWING IS DIAGRAMMATIC IN NATURE AND IS NOT TO BE CONSTRUED AS ALL INCLUSIVE; FIELD VERIFY EXISTING CONDITIONS AND ADJUST WORK AS REQUIRED TO EXECUTE SPECIFIED WORK.

B. EXISTING CONDITIONS INDICATED ARE BASED ON GENERAL FIELD NOTES AND HISTORICAL DATA AND DOCUMENTATION AND ARE FOR REFERENCE PURPOSES ONLY TO DEFINE SCOPE OF WORK; FIELD VERIFY ALL CONDITIONS.

C. THIS SITE IS AN ACTIVE WORKING ENVIRONMENT; SYSTEMS SHALL NOT BE SHUTDOWN WITHOUT WRITTEN AUTHORIZATION; ALL REQUESTS SHALL BE SUBMITTED IN WRITING A MINIMUM OF TEN (10) WORKING-DAYS PRIOR TO PROPOSED ACTIVITY DATE OR NEED UNLESS DIRECTED OTHERWISE.

D. SEE T-001 TELECOMMUNICATIONS COVER SHEET FOR SYMBOLS DEFINITION:
1. SYMBOLS GRAYED/ HALFTONE: INDICATED FOR REFERENCE AND/OR INDICATING EXISTING UNLESS SPECIFICALLY NOTED OTHERWISE.
2. SYMBOLS DASHED OR SPECIFICALLY KEYED NOTED: INDICATES DEMOLITION WORK.

E. OWNER SHALL HAVE FIRST SALVAGE RIGHTS FOR ANY DEMOLISHED DEVICES OR MATERIAL.

F. REFER TO TN501 FOR SPEAKER MOUNTING DETAILS.

G. CONTRACTOR TO UTILIZE EXISTING SPEAKER PLACEMENTS FOR INSTALLATION OF NEW SPEAKERS WHEREVER POSSIBLE. TEMPORARILY SUPPORT EXISTING SPEAKERS DURING CONSTRUCTION UNTIL NEW SYSTEM HAS BEEN INSTALLED, TESTED, AND ACCEPTED.

TELECOMMUNICATIONS KEYNOTES

#	
1	PA INTERACTIVE WALL-MOUNTED INTERFACE CONSOLE IN A LOCKABLE, SURFACE/RECESSED CABINET: TERMINATE CAT6A CABLE ONTO AN RJ-45 JACK HOUSED IN A 1-PORT SURFACE BOX/BISCUIT SECURED TO BACK OF CABINET; CAT6A CABLE SHALL BE CONCEALED/PROTECTED IN A 3/4" EMT CONCEALED IN WALL OR SURFACE MOUNTED ON WALL; PAINT EXPOSED CONDUIT AND ALL MOUNTING HARDWARE TO MATCH ADJACENT EXISTING COLORS/FINISHES; COORDINATE INTERACTIVE CONSOLE LOCATION WITH VAMC/COR PRIOR TO COMMENCING ROUGH-IN WORK - ADJUST LOCATION AND INSTALLATION WITHIN THE BUILDING AS DIRECTED.
2	EXTERIOR HORN-TYPE SPEAKERS MOUNTED AT 13'-6" AFG; HORNS WITHIN 35' FROM ADJACENT BUILDINGS SHALL BE 5W OUTPUT MAXIMUM; ALL HORNS ARE ANALOG TYPE WITH IP-TO-ANALOG CONVERTERS AND SURGE SUPPRESSION DEVICES LOCATED WITHIN THE BUILDING - SECURED SIDE. REFER TO HYBRID NETWORK/ANALOG SPEAKERS CIRCUIT CONNECTION SCHEMATIC 5/TN501.
3	NEW DOUBLEHINGED, WALL-MOUNTED, LOCKABLE TELECOMMUNICATIONS ENCLOSURE, WALL-MOUNT ON FIRE TREATED PLYWOOD. REFER TO DETAIL 2/TN501.

PARTITION LEGEND

- EXISTING PARTITION
- EXISTING SMOKE PARTITION/ BARRIER TO BE MAINTAINED
- EXISTING 1 HOUR FIRE RATED PARTITION TO BE MAINTAINED
- EXISTING 2 HOUR FIRE RATED PARTITION TO BE MAINTAINED

NOTE: NOT ALL SYMBOLS MAY BE USED

KEY PLAN - BLDG 110

FULLY SPRINKLERED

100% BID DOCUMENTS

No.	REVISION DESCRIPTION	DATE

CONSULTANTS:

ARCHITECT
SPUR DESIGN
312 SW 25TH STREET
OKLAHOMA CITY, OK 73109
(405) 842-6100

MECH / ELEC / PLUMB / TELECOM
SPUR DESIGN
2519 MADISON AVE., STE 100
KANSAS CITY, MO 64108
(913) 369-7200

FIRE PROTECTION ENGINEER
RATED ENGINEERING
609 S. KELLY AVENUE, STE H2
EDMOND, OK 73003
(405) 210-5814

INDUSTRIAL HYGENIST
RIVERFRONT SAFETY & HEALTH
11140 S TOWNE SQUARE, STE 100
ST. LOUIS, MO 63123
(314) 917-0148

PHYSICAL SECURITY
FORCE PROTECT
10901 FRONT BEACH RD, UNIT 1415
PANAMA CITY BEACH, FL 32407
(502) 836-4232

ENGINEER: H2B #: 23-133

H2B, INC.
1225 NORTH LOOP WEST, # 800
HOUSTON, TEXAS 77008
(713) 864-2900

TEXAS FIRM REGISTRATION #: 8856

STAMP:
REGISTERED COMMUNICATIONS DISTRIBUTION DESIGNER
BICSI
KRISTOPHER G HETLAGE
BICSI ID # 328601
EXPIRES 12-31-27
RCDD
7/17/25

Drawing Title
TELECOMMUNICATIONS PLANS - BUILDING 110 - BASEMENT & LEVEL 1

VA Health Care System Approval:

Project Title
REPLACE/UPGRADE CAMPUS OVERHEAD PAGING SYSTEM

Location MICHAEL E. DEBAKEY VAMC
2002 HOLCOMBE BLVD
HOUSTON, TX 77030

Date **07/21/2025** | Checked KGH | Drawn MDT

Project Number **580-25-101**

Building Number 110

Drawing Number **TN111**

Drawing # 125 OF 231

Veterans Health Administration

U.S. Department of Veterans Affairs

7/18/2025 17:15:53

VA FORM 08-6231

N

2 BLDG 110 - TELECOMMUNICATIONS PLAN - LEVEL 3

1/16" = 1'-0"

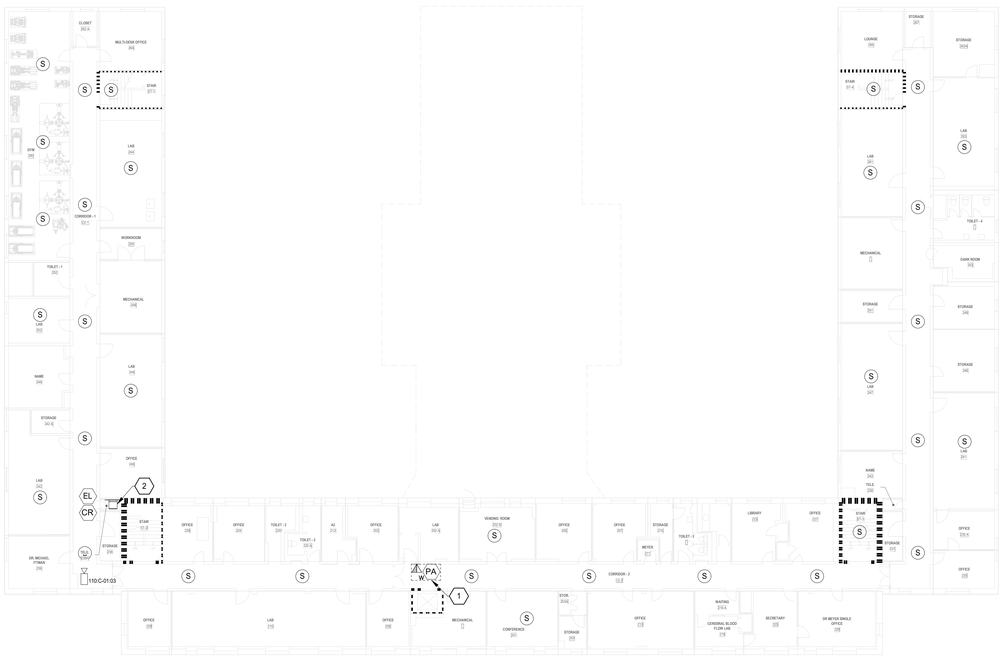

N

1 BLDG 110 - TELECOMMUNICATIONS PLAN - LEVEL 2

1/16" = 1'-0"

TELECOMMUNICATIONS GENERAL NOTES

A. DRAWING IS DIAGRAMMATIC IN NATURE AND IS NOT TO BE CONSTRUED AS ALL INCLUSIVE; FIELD VERIFY EXISTING CONDITIONS AND ADJUST WORK AS REQUIRED TO EXECUTE SPECIFIED WORK.

B. EXISTING CONDITIONS INDICATED ARE BASED ON GENERAL FIELD NOTES AND HISTORICAL DATA AND DOCUMENTATION AND ARE FOR REFERENCE PURPOSES ONLY TO DEFINE SCOPE OF WORK; FIELD VERIFY ALL CONDITIONS.

C. THIS SITE IS AN ACTIVE WORKING ENVIRONMENT; SYSTEMS SHALL NOT BE SHUTDOWN WITHOUT WRITTEN AUTHORIZATION; ALL REQUESTS SHALL BE SUBMITTED IN WRITING A MINIMUM OF TEN (10) WORKING-DAYS PRIOR TO PROPOSED ACTIVITY DATE OR NEED UNLESS DIRECTED OTHERWISE.

D. SEE T-001 TELECOMMUNICATIONS COVER SHEET FOR SYMBOLS DEFINITION:
1. SYMBOLS GRAYED/ HALFTONE: INDICATED FOR REFERENCE AND/OR INDICATING EXISTING UNLESS SPECIFICALLY NOTED OTHERWISE.
2. SYMBOLS DASHED OR SPECIFICALLY KEYED NOTED: INDICATES DEMOLITION WORK.

E. OWNER SHALL HAVE FIRST SALVAGE RIGHTS FOR ANY DEMOLISHED DEVICES OR MATERIAL.

F. REFER TO TN501 FOR SPEAKER MOUNTING DETAILS.

G. CONTRACTOR TO UTILIZE EXISTING SPEAKER PLACEMENTS FOR INSTALLATION OF NEW SPEAKERS WHEREVER POSSIBLE. TEMPORARILY SUPPORT EXISTING SPEAKERS DURING CONSTRUCTION UNTIL NEW SYSTEM HAS BEEN INSTALLED, TESTED, AND ACCEPTED.

TELECOMMUNICATIONS KEYNOTES

#	
1	PA INTERACTIVE WALL-MOUNTED INTERFACE CONSOLE IN A LOCKABLE, SURFACE/RECESSED CABINET: TERMINATE CAT6A CABLE ONTO AN RJ-45 JACK HOUSED IN A 1-PORT SURFACE BOX/BISCUIT SECURED TO BACK OF CABINET; CAT6A CABLE SHALL BE CONCEALED/PROTECTED IN A 3/4" EMT CONCEALED IN WALL OR SURFACE MOUNTED ON WALL; PAINT EXPOSED CONDUIT AND ALL MOUNTING HARDWARE TO MATCH ADJACENT EXISTING COLORS/FINISHES; COORDINATE INTERACTIVE CONSOLE LOCATION WITH VAMC/COR PRIOR TO COMMENCING ROUGH-IN WORK - ADJUST LOCATION AND INSTALLATION WITHIN THE BUILDING AS DIRECTED.
2	NEW DOUBLEHINGED, WALL-MOUNTED, LOCKABLE TELECOMMUNICATIONS ENCLOSURE, WALL-MOUNT ON FIRE TREATED PLYWOOD. REFER TO DETAIL 2/TN501.

PARTITION LEGEND

- EXISTING PARTITION
- EXISTING SMOKE PARTITION/ BARRIER TO BE MAINTAINED
- EXISTING 1 HOUR FIRE RATED PARTITION TO BE MAINTAINED
- EXISTING 2 HOUR FIRE RATED PARTITION TO BE MAINTAINED

NOTE: NOT ALL SYMBOLS MAY BE USED

KEY PLAN - BLDG 110

FULLY SPRINKLERED

100% BID DOCUMENTS

No.	REVISION DESCRIPTION	DATE

CONSULTANTS:

ARCHITECT
SPUR DESIGN
312 SW 25TH STREET
OKLAHOMA CITY, OK 73109
(405) 842-6100

MECH / ELEC / PLUMB / TELECOM
SPUR DESIGN
2519 MADISON AVE., STE 100
KANSAS CITY, MO 64108
(913) 369-7200

FIRE PROTECTION ENGINEER
RATED ENGINEERING
609 S. KELLY AVENUE, STE H2
EDMOND, OK 73003
(405) 210-5814

INDUSTRIAL HYGENIST
RIVERFRONT SAFETY & HEALTH
11140 S TOWNE SQUARE, STE 100
ST. LOUIS, MO 63123
(314) 917-0148

PHYSICAL SECURITY
FORCE PROTECT
10901 FRONT BEACH RD, UNIT 1415
PANAMA CITY BEACH, FL 32407
(502) 836-4232

ENGINEER: H2B #: 23-133

H2B, INC.
1225 NORTH LOOP WEST, # 800
HOUSTON, TEXAS 77008
(713) 864-2900

TEXAS FIRM REGISTRATION #: 8856

STAMP:
REGISTERED COMMUNICATIONS DISTRIBUTION DESIGNER
Bicsi
KRISTOPHER G HETLAGE
BICSI ID # 328601
EXPIRES 12-31-27
RCDD
7/17/25

Drawing Title
TELECOMMUNICATIONS PLANS - BUILDING 110 - LEVELS 2 & 3

VA Health Care System Approval:

Project Title
REPLACE/UPGRADE CAMPUS OVERHEAD PAGING SYSTEM

Location MICHAEL E. DEBAKEY VAMC
2002 HOLCOMBE BLVD
HOUSTON, TX 77030

Date **07/21/2025** | Checked KGH | Drawn MDT

Project Number **580-25-101**

Building Number 110

Drawing Number
TN112
Drawing # 126 OF 231

Veterans Health Administration

VA | U.S. Department of Veterans Affairs

7/18/2025 17:15:58

VA FORM 08-6231

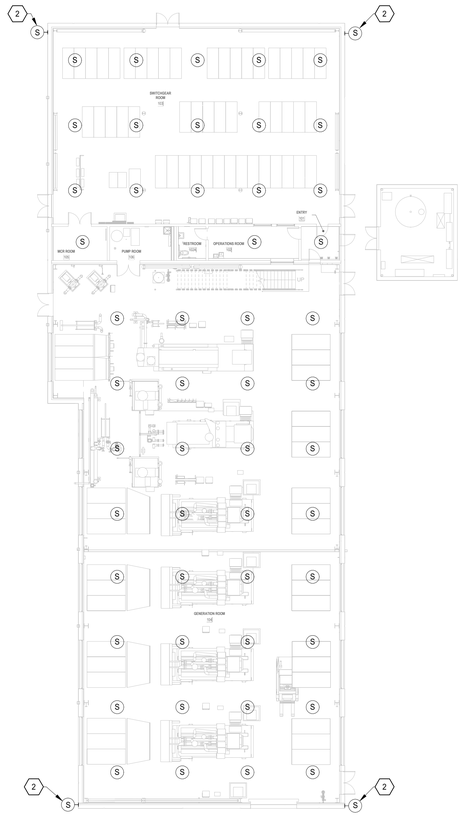

4 BLDG 123 - TELECOMMUNICATIONS PLAN - LEVEL 1
1/16" = 1'-0"

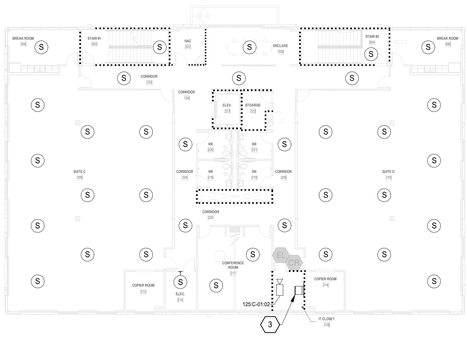

3 BLDG 125 - TELECOMMUNICATIONS PLAN - LEVEL 2
1/16" = 1'-0"

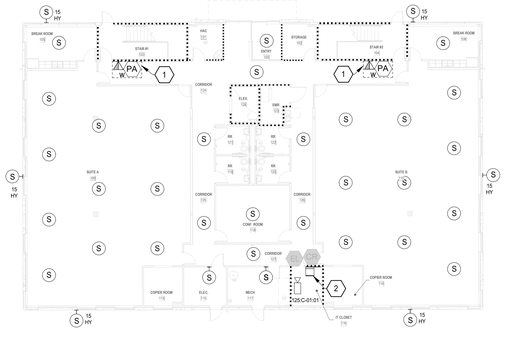

2 BLDG 125 - TELECOMMUNICATIONS PLAN - LEVEL 1
1/16" = 1'-0"

1 BLDG 120 - REFERENCE TELECOMMUNICATIONS PLAN - LEVEL 1
1/16" = 1'-0"

KEY PLAN - BLDGS 120 & 125

TELECOMMUNICATIONS GENERAL NOTES

A. DRAWING IS DIAGRAMMATIC IN NATURE AND IS NOT TO BE CONSTRUED AS ALL INCLUSIVE; FIELD VERIFY EXISTING CONDITIONS AND ADJUST WORK AS REQUIRED TO EXECUTE SPECIFIED WORK.

B. EXISTING CONDITIONS INDICATED ARE BASED ON GENERAL FIELD NOTES AND HISTORICAL DATA AND DOCUMENTATION AND ARE FOR REFERENCE PURPOSES ONLY TO DEFINE SCOPE OF WORK; FIELD VERIFY ALL CONDITIONS.

C. THIS SITE IS AN ACTIVE WORKING ENVIRONMENT; SYSTEMS SHALL NOT BE SHUTDOWN WITHOUT WRITTEN AUTHORIZATION; ALL REQUESTS SHALL BE SUBMITTED IN WRITING A MINIMUM OF TEN (10) WORKING-DAYS PRIOR TO PROPOSED ACTIVITY DATE OR NEED UNLESS DIRECTED OTHERWISE.

D. SEE T-001 TELECOMMUNICATIONS COVER SHEET FOR SYMBOLS DEFINITION:
1. SYMBOLS GRAYED/ HALFTONE: INDICATED FOR REFERENCE AND/OR INDICATING EXISTING UNLESS SPECIFICALLY NOTED OTHERWISE.
2. SYMBOLS DASHED OR SPECIFICALLY KEYED NOTED: INDICATES DEMOLITION WORK.

E. OWNER SHALL HAVE FIRST SALVAGE RIGHTS FOR ANY DEMOLISHED DEVICES OR MATERIAL.

F. REFER TO TN501 FOR SPEAKER MOUNTING DETAILS.

G. CONTRACTOR TO UTILIZE EXISTING SPEAKER PLACEMENTS FOR INSTALLATION OF NEW SPEAKERS WHEREVER POSSIBLE. TEMPORARILY SUPPORT EXISTING SPEAKERS DURING CONSTRUCTION UNTIL NEW SYSTEM HAS BEEN INSTALLED, TESTED, AND ACCEPTED.

TELECOMMUNICATIONS KEYNOTES

#	
1	PA INTERACTIVE WALL-MOUNTED INTERFACE CONSOLE IN A LOCKABLE, SURFACE/RECESSED CABINET: TERMINATE CAT6A CABLE ONTO AN RJ-45 JACK HOUSED IN A 1-PORT SURFACE BOX/BISCUIT SECURED TO BACK OF CABINET; CAT6A CABLE SHALL BE CONCEALED/PROTECTED IN A 3/4" EMT CONCEALED IN WALL OR SURFACE MOUNTED ON WALL; PAINT EXPOSED CONDUIT AND ALL MOUNTING HARDWARE TO MATCH ADJACENT EXISTING COLORS/FINISHES; COORDINATE INTERACTIVE CONSOLE LOCATION WITH VAMC/COR PRIOR TO COMMENCING ROUGH-IN WORK - ADJUST LOCATION AND INSTALLATION WITHIN THE BUILDING AS DIRECTED.
2	EXTERIOR HORN-TYPE SPEAKERS MOUNTED AT 13'-6" AFG; HORNS WITHIN 35' FROM ADJACENT BUILDINGS SHALL BE 5W OUTPUT MAXIMUM; ALL HORNS ARE ANALOG TYPE WITH IP-TO-ANALOG CONVERTERS AND SURGE SUPPRESSION DEVICES LOCATED WITHIN THE BUILDING - SECURED SIDE. REFER TO HYBRID NETWORK/ANALOG SPEAKERS CIRCUIT CONNECTION SCHEMATIC 5/TN501.
3	NEW DOUBLEHINGED, WALL-MOUNTED, LOCKABLE TELECOMMUNICATIONS ENCLOSURE, WALL-MOUNT ON FIRE TREATED PLYWOOD. REFER TO DETAIL 2/TN501.
4	PA INTERACTIVE DESKTOP INTERFACE CONSOLE: PROVIDE A 2-PORT WAO WITHIN THE KNEESPACE OR COUNTERTOP BACK (FIELD VERIFY) AND FIELD ROUTE A 1-1/4"C FROM THE WAL TO THE NEAREST ACCESSIBLE CEILING CAVITY; ROUTE AND TERMINATE CAT-6A CABLING ONTO AN CAT6A RJ-45 JACK; ALL CABLING SHALL BE CONCEALED/PROTECTED; COORDINATE DECKTOP CONSOLE LOCATION WITH VAMC/COR PRIOR TO COMMENCING ROUGH-IN WORK - ADJUST LOCATION AND INSTALLATION WITHIN THE BUILDING AS DIRECTED.

PARTITION LEGEND

- EXISTING PARTITION
- EXISTING SMOKE PARTITION/ BARRIER TO BE MAINTAINED
- EXISTING 1 HOUR FIRE RATED PARTITION TO BE MAINTAINED
- EXISTING 2 HOUR FIRE RATED PARTITION TO BE MAINTAINED

NOTE: NOT ALL SYMBOLS MAY BE USED

FULLY SPRINKLERED

100% BID DOCUMENTS

No.	REVISION DESCRIPTION	DATE

CONSULTANTS:

ARCHITECT
SPUR DESIGN
312 SW 25TH STREET
OKLAHOMA CITY, OK 73109
(405) 842-6100

MECH / ELEC / PLUMB / TELECOM
SPUR DESIGN
2519 MADISON AVE., STE 100
KANSAS CITY, MO 64108
(913) 369-7200

FIRE PROTECTION ENGINEER
RATED ENGINEERING
609 S. KELLY AVENUE, STE H2
EDMOND, OK 73003
(405) 210-5814

INDUSTRIAL HYGENIST
RIVERFRONT SAFETY & HEALTH
11140 S TOWNE SQUARE, STE 100
ST. LOUIS, MO 63123
(314) 917-0148

PHYSICAL SECURITY
FORCE PROTECT
10901 FRONT BEACH RD, UNIT 1415
PANAMA CITY BEACH, FL 32407
(502) 836-4232

ENGINEER: H2B #: 23-133

H2B, INC.
1225 NORTH LOOP WEST, # 800
HOUSTON, TEXAS 77008
(713) 864-2900

TEXAS FIRM REGISTRATION #: 8856

STAMP:
REGISTERED COMMUNICATIONS DISTRIBUTION DESIGNER
BICSI
KRISTOPHER G HETLAGE
BICSI ID # 328601
EXPIRES 12-31-27
RCDD
9/4/25

Drawing Title
TELECOMMUNICATIONS PLAN - BUILDINGS 120, 123, & 125 - LEVELS 1 & 2

VA Health Care System Approval:

Project Title
REPLACE/UPGRADE CAMPUS OVERHEAD PAGING SYSTEM

Location MICHAEL E. DEBAKEY VAMC
2002 HOLCOMBE BLVD
HOUSTON, TX 77030

Date **07/21/2025** | Checked KGH | Drawn MDT

Project Number **580-25-101**

Building Number 120, 123, & 125

Drawing Number
TN113
Drawing # 127 OF 231

Veterans Health Administration

U.S. Department of Veterans Affairs

7/18/2025 17:15:59

VA FORM 08-6231

6 FISHER HOUSE 3 - TELECOMMUNICATIONS PLAN - LEVEL 2
1/16" = 1'-0"

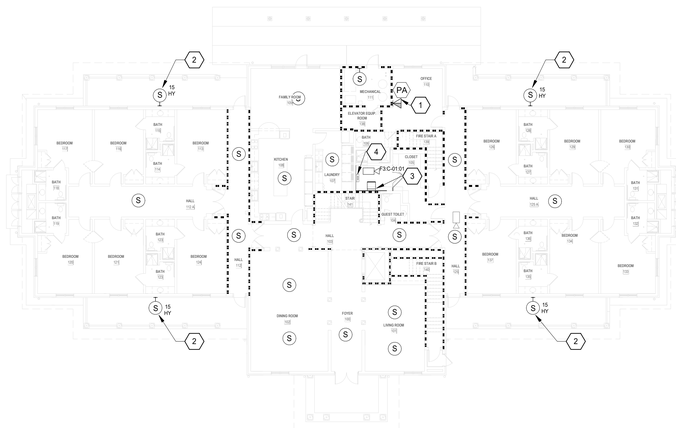

5 FISHER HOUSE 3 - TELECOMMUNICATIONS PLAN - LEVEL 1
1/16" = 1'-0"

4 FISHER HOUSE 2 - TELECOMMUNICATIONS PLAN LEVEL 2

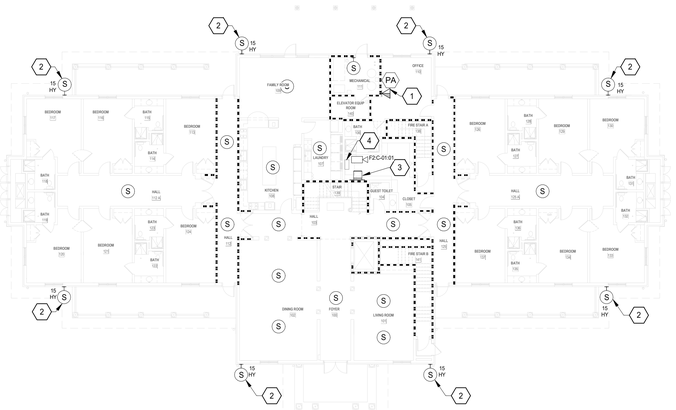

3 FISHER HOUSE 2 - TELECOMMUNICATIONS PLAN - LEVEL 1
1/16" = 1'-0"

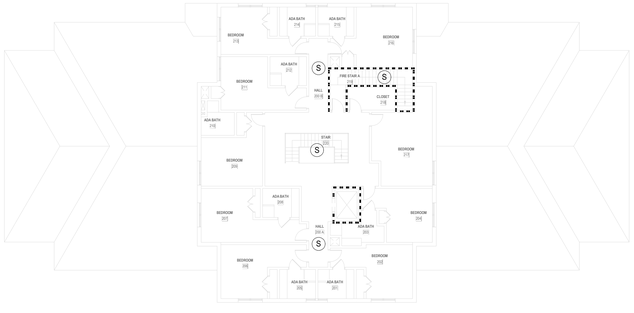

2 FISHER HOUSE 1 - TELECOMMUNICATIONS PLAN - LEVEL 2
1/16" = 1'-0"

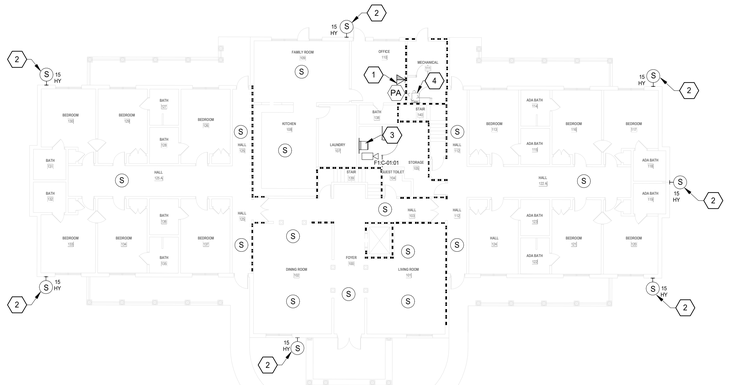

1 FISHER HOUSE 1 - TELECOMMUNICATIONS PLAN - LEVEL 1
1/16" = 1'-0"

KEY PLAN - FISHER HOUSE 1, 2, & 3

FULLY SPRINKLERED

TELECOMMUNICATIONS GENERAL NOTES

A. DRAWING IS DIAGRAMMATIC IN NATURE AND IS NOT TO BE CONSTRUED AS ALL INCLUSIVE; FIELD VERIFY EXISTING CONDITIONS AND ADJUST WORK AS REQUIRED TO EXECUTE SPECIFIED WORK.

B. EXISTING CONDITIONS INDICATED ARE BASED ON GENERAL FIELD NOTES AND HISTORICAL DATA AND DOCUMENTATION AND ARE FOR REFERENCE PURPOSES ONLY TO DEFINE SCOPE OF WORK; FIELD VERIFY ALL CONDITIONS.

C. THIS SITE IS AN ACTIVE WORKING ENVIRONMENT; SYSTEMS SHALL NOT BE SHUTDOWN WITHOUT WRITTEN AUTHORIZATION; ALL REQUESTS SHALL BE SUBMITTED IN WRITING A MINIMUM OF TEN (10) WORKING-DAYS PRIOR TO PROPOSED ACTIVITY DATE OR NEED UNLESS DIRECTED OTHERWISE.

D. SEE T-001 TELECOMMUNICATIONS COVER SHEET FOR SYMBOLS DEFINITION:
1. SYMBOLS GRAYED/ HALFTONE: INDICATED FOR REFERENCE AND/OR INDICATING EXISTING UNLESS SPECIFICALLY NOTED OTHERWISE.
2. SYMBOLS DASHED OR SPECIFICALLY KEYED NOTED: INDICATES DEMOLITION WORK.

E. OWNER SHALL HAVE FIRST SALVAGE RIGHTS FOR ANY DEMOLISHED DEVICES OR MATERIAL.

F. REFER TO TN501 FOR SPEAKER MOUNTING DETAILS.

G. CONTRACTOR TO UTILIZE EXISTING SPEAKER PLACEMENTS FOR INSTALLATION OF NEW SPEAKERS WHEREVER POSSIBLE. TEMPORARILY SUPPORT EXISTING SPEAKERS DURING CONSTRUCTION UNTIL NEW SYSTEM HAS BEEN INSTALLED, TESTED, AND ACCEPTED.

TELECOMMUNICATIONS KEYNOTES

1	PA INTERACTIVE DESKTOP INTERFACE CONSOLE: PROVIDE A 2-PORT WAO WITHIN THE KNEESPACE OR COUNTERTOP BACK (FIELD VERIFY) AND FIELD ROUTE A 1-1/4"C FROM THE WAL TO THE NEAREST ACCESSIBLE CEILING CAVITY; ROUTE AND TERMINATE CAT-6A CABLING ONTO AN CAT6A RJ-45 JACK; ALL CABLING SHALL BE CONCEALED/PROTECTED; COORDINATE DECKTOP CONSOLE LOCATION WITH VAMC/COR PRIOR TO COMMENCING ROUGH-IN WORK - ADJUST LOCATION AND INSTALLATION WITHIN THE BUILDING AS DIRECTED.
2	EXTERIOR HORN-TYPE SPEAKERS MOUNTED AT 13'-6" AFG; HORNS WITHIN 35' FROM ADJACENT BUILDINGS SHALL BE 5W OUTPUT MAXIMUM; ALL HORNS ARE ANALOG TYPE WITH IP-TO-ANALOG CONVERTERS AND SURGE SUPPRESSION DEVICES LOCATED WITHIN THE BUILDING - SECURED SIDE. REFER TO HYBRID NETWORK/ANALOG SPEAKERS CIRCUIT CONNECTION SCHEMATIC S/TN501.
3	NEW DOUBLEHINGED, WALL-MOUNTED, LOCKABLE TELECOMMUNICATIONS ENCLOSURE, WALL-MOUNT ON FIRE TREATED PLYWOOD. REFER TO DETAIL 2/TN501.
4	EXISTING TELECOMMUNICATION CABINET AND CABLING/EQUIPMENT TERMINATION AREA.

PARTITION LEGEND

- EXISTING PARTITION
- EXISTING SMOKE PARTITION/ BARRIER TO BE MAINTAINED
- EXISTING 1 HOUR FIRE RATED PARTITION TO BE MAINTAINED
- EXISTING 2 HOUR FIRE RATED PARTITION TO BE MAINTAINED

NOTE: NOT ALL SYMBOLS MAY BE USED

100% BID DOCUMENTS

No.	REVISION DESCRIPTION	DATE

CONSULTANTS:

ARCHITECT
SPUR DESIGN
312 SW 25TH STREET
OKLAHOMA CITY, OK 73109
(405) 842-6100

MECH / ELEC / PLUMB / TELECOM
SPUR DESIGN
2519 MADISON AVE., STE 100
KANSAS CITY, MO 64108
(913) 369-7200

FIRE PROTECTION ENGINEER
RATED ENGINEERING
609 S. KELLY AVENUE, STE H2
EDMOND, OK 73003
(405) 210-5814

INDUSTRIAL HYGENIST
RIVERFRONT SAFETY & HEALTH
11140 S TOWNE SQUARE, STE 100
ST. LOUIS, MO 63123
(314) 917-0148

PHYSICAL SECURITY
FORCE PROTECT
10901 FRONT BEACH RD, UNIT 1415
PANAMA CITY BEACH, FL 32407
(502) 836-4232

ENGINEER: H2B #: 23-133

H2B, INC.
1225 NORTH LOOP WEST, # 800
HOUSTON, TEXAS 77008
(713) 864-2900

TEXAS FIRM REGISTRATION #: 8856

STAMP:
REGISTERED COMMUNICATIONS DISTRIBUTION DESIGNER
BICSI
KRISTOPHER G HETLAGE
BICSI ID # 328601
EXPIRES 12-31-27
RCDD
7/16/25

Drawing Title
TELECOMMUNICATIONS PLANS - FISHER HOUSE #1, #2, & #3 - LEVELS 1 & 2

VA Health Care System Approval:

Project Title
REPLACE/UPGRADE CAMPUS OVERHEAD PAGING SYSTEM

Location MICHAEL E. DEBAKEY VAMC
2002 HOLCOMBE BLVD
HOUSTON, TX 77030

Date **07/21/2025** | Checked KGH | Drawn MDT

Project Number **580-25-101**

Building Number FISHER #1, #2, & #3

Drawing Number **TN114**

Drawing # 128 OF 231

Veterans Health Administration

U.S. Department of Veterans Affairs

7/18/2025 17:16:06

VA FORM 08-6231

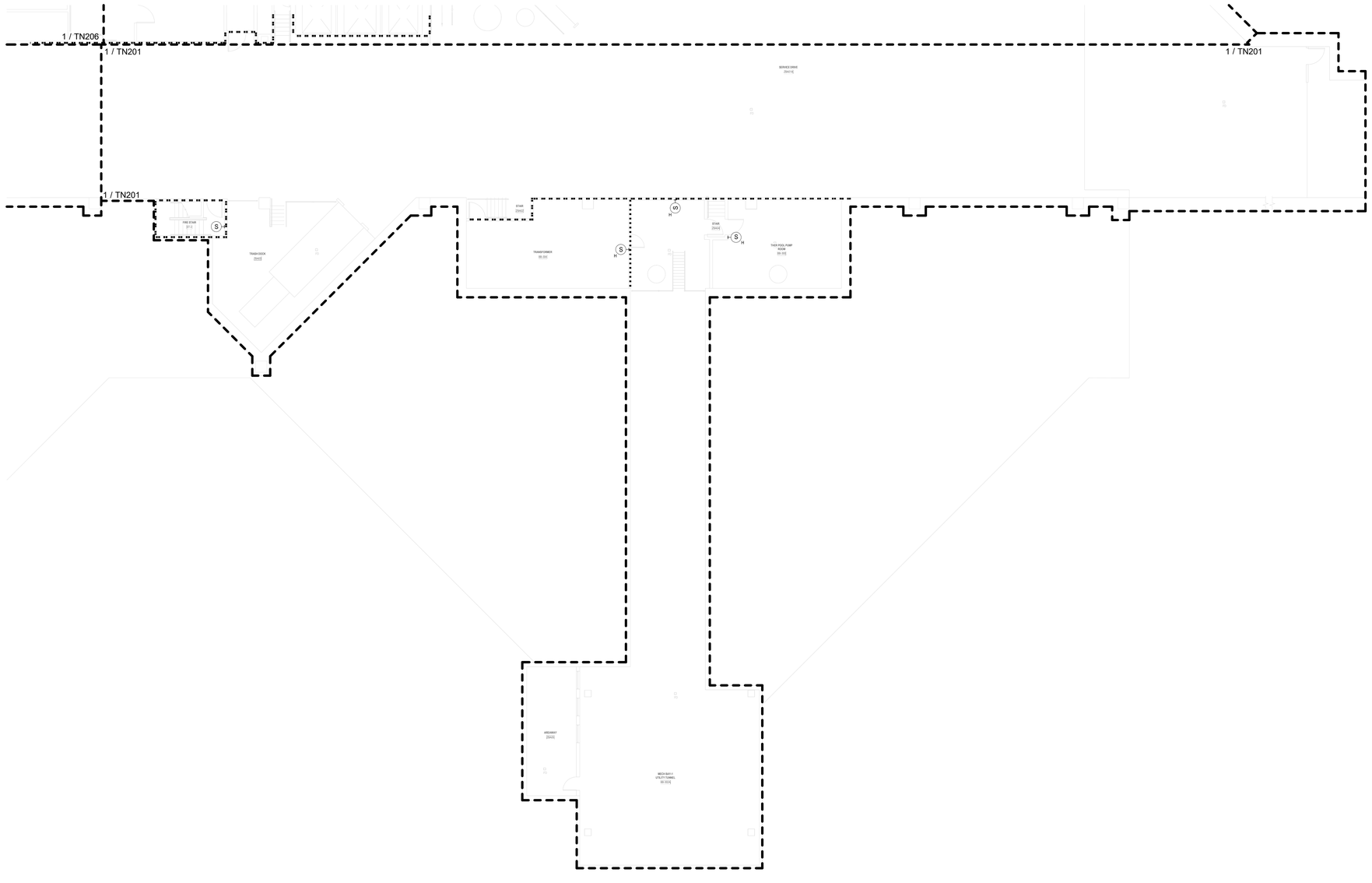

1 BLDG 100 - TELECOMMUNICATIONS PLAN - BASEMENT LEVEL - AREA A
3/32" = 1'-0"

TELECOMMUNICATIONS GENERAL NOTES

A. DRAWING IS DIAGRAMMATIC IN NATURE AND IS NOT TO BE CONSTRUED AS ALL INCLUSIVE; FIELD VERIFY EXISTING CONDITIONS AND ADJUST WORK AS REQUIRED TO EXECUTE SPECIFIED WORK.

B. EXISTING CONDITIONS INDICATED ARE BASED ON GENERAL FIELD NOTES AND HISTORICAL DATA AND DOCUMENTATION AND ARE FOR REFERENCE PURPOSES ONLY TO DEFINE SCOPE OF WORK; FIELD VERIFY ALL CONDITIONS.

C. THIS SITE IS AN ACTIVE WORKING ENVIRONMENT; SYSTEMS SHALL NOT BE SHUTDOWN WITHOUT WRITTEN AUTHORIZATION; ALL REQUESTS SHALL BE SUBMITTED IN WRITING A MINIMUM OF TEN (10) WORKING-DAYS PRIOR TO PROPOSED ACTIVITY DATE OR NEED UNLESS DIRECTED OTHERWISE.

D. SEE T-001 TELECOMMUNICATIONS COVER SHEET FOR SYMBOLS DEFINITION:
1. SYMBOLS GRAYED/ HALFTONE: INDICATED FOR REFERENCE AND/OR INDICATING EXISTING UNLESS SPECIFICALLY NOTED OTHERWISE.
2. SYMBOLS DASHED OR SPECIFICALLY KEYED NOTED: INDICATES DEMOLITION WORK.

E. OWNER SHALL HAVE FIRST SALVAGE RIGHTS FOR ANY DEMOLISHED DEVICES OR MATERIAL.

F. REFER TO TN501 FOR SPEAKER MOUNTING DETAILS.

G. CONTRACTOR TO UTILIZE EXISTING SPEAKER PLACEMENTS FOR INSTALLATION OF NEW SPEAKERS WHEREVER POSSIBLE. TEMPORARILY SUPPORT EXISTING SPEAKERS DURING CONSTRUCTION UNTIL NEW SYSTEM HAS BEEN INSTALLED, TESTED, AND ACCEPTED.

PARTITION LEGEND

- EXISTING PARTITION
- EXISTING SMOKE PARTITION/ BARRIER TO BE MAINTAINED
- EXISTING 1 HOUR FIRE RATED PARTITION TO BE MAINTAINED
- EXISTING 2 HOUR FIRE RATED PARTITION TO BE MAINTAINED

NOTE: NOT ALL SYMBOLS MAY BE USED

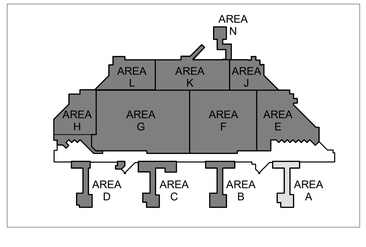

FULLY SPRINKLERED

100% BID DOCUMENTS

No.	REVISION DESCRIPTION	DATE

7/18/2025 17:16:09

CONSULTANTS:

ARCHITECT
SPUR DESIGN
312 SW 25TH STREET
OKLAHOMA CITY, OK 73109
(405) 842-6100

MECH / ELEC / PLUMB / TELECOM
SPUR DESIGN
2519 MADISON AVE., STE 100
KANSAS CITY, MO 64108
(913) 369-7200

FIRE PROTECTION ENGINEER
RATED ENGINEERING
609 S. KELLY AVENUE, STE H2
EDMOND, OK 73003
(405) 210-5814

INDUSTRIAL HYGENIST
RIVERFRONT SAFETY & HEALTH
11140 S TOWNE SQUARE, STE 100
ST. LOUIS, MO 63123
(314) 917-0148

PHYSICAL SECURITY
FORCE PROTECT
10901 FRONT BEACH RD, UNIT 1415
PANAMA CITY BEACH, FL 32407
(502) 836-4232

ENGINEER: H2B #: 23-133

H2B, INC.
1225 NORTH LOOP WEST, # 800
HOUSTON, TEXAS 77008
(713) 864-2900

TEXAS FIRM REGISTRATION #: 8856

STAMP:
REGISTERED COMMUNICATIONS DISTRIBUTION DESIGNER
BICSI
KRISTOPHER G HETLAGE
BICSI ID # 328601
EXPIRES 12-31-27
RCDD
7/14/25

Drawing Title
TELECOMMUNICATIONS PLANS - BUILDING 100 - BASEMENT LEVEL - AREA A

VA Health Care System Approval:

Project Title
REPLACE/UPGRADE CAMPUS OVERHEAD PAGING SYSTEM

Location MICHAEL E. DEBAKEY VAMC
2002 HOLCOMBE BLVD
HOUSTON, TX 77030

Date	Checked	Drawn
07/21/2025	KGH	MDT

Project Number
580-25-101

Building Number
100

Drawing Number
TN201
Drawing # 129 OF 231

Veterans Health Administration

VA | U.S. Department of Veterans Affairs

VA FORM 08-6231

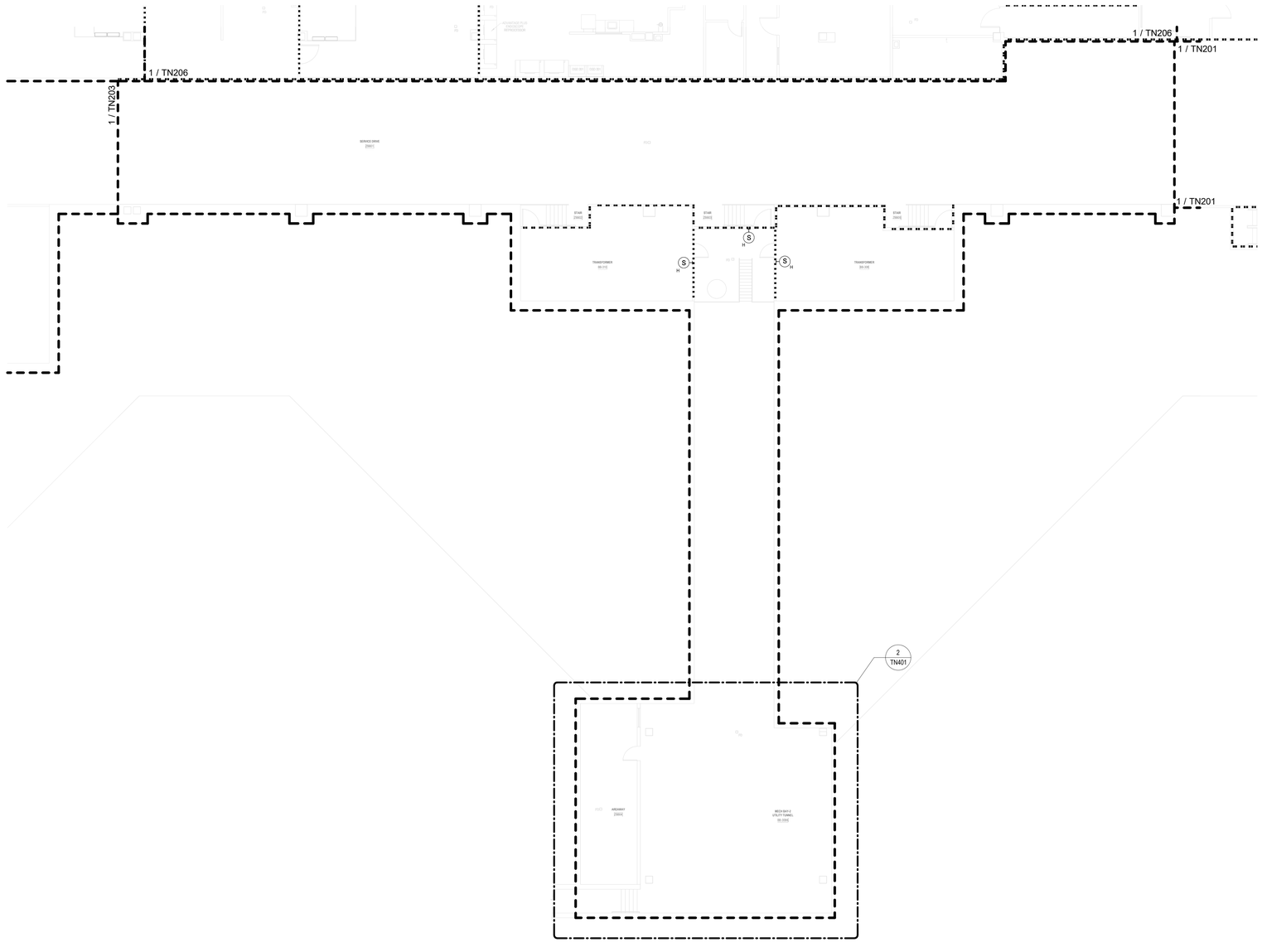

TELECOMMUNICATIONS GENERAL NOTES

A. DRAWING IS DIAGRAMMATIC IN NATURE AND IS NOT TO BE CONSTRUED AS ALL INCLUSIVE; FIELD VERIFY EXISTING CONDITIONS AND ADJUST WORK AS REQUIRED TO EXECUTE SPECIFIED WORK.

B. EXISTING CONDITIONS INDICATED ARE BASED ON GENERAL FIELD NOTES AND HISTORICAL DATA AND DOCUMENTATION AND ARE FOR REFERENCE PURPOSES ONLY TO DEFINE SCOPE OF WORK; FIELD VERIFY ALL CONDITIONS.

C. THIS SITE IS AN ACTIVE WORKING ENVIRONMENT; SYSTEMS SHALL NOT BE SHUTDOWN WITHOUT WRITTEN AUTHORIZATION; ALL REQUESTS SHALL BE SUBMITTED IN WRITING A MINIMUM OF TEN (10) WORKING-DAYS PRIOR TO PROPOSED ACTIVITY DATE OR NEED UNLESS DIRECTED OTHERWISE.

D. SEE T-001 TELECOMMUNICATIONS COVER SHEET FOR SYMBOLS DEFINITION:
1. SYMBOLS GRAYED/ HALFTONE: INDICATED FOR REFERENCE AND/OR INDICATING EXISTING UNLESS SPECIFICALLY NOTED OTHERWISE.
2. SYMBOLS DASHED OR SPECIFICALLY KEYED NOTED: INDICATES DEMOLITION WORK.

E. OWNER SHALL HAVE FIRST SALVAGE RIGHTS FOR ANY DEMOLISHED DEVICES OR MATERIAL.

F. REFER TO TN501 FOR SPEAKER MOUNTING DETAILS.

G. CONTRACTOR TO UTILIZE EXISTING SPEAKER PLACEMENTS FOR INSTALLATION OF NEW SPEAKERS WHEREVER POSSIBLE. TEMPORARILY SUPPORT EXISTING SPEAKERS DURING CONSTRUCTION UNTIL NEW SYSTEM HAS BEEN INSTALLED, TESTED, AND ACCEPTED.

PARTITION LEGEND

- EXISTING PARTITION
- EXISTING SMOKE PARTITION/ BARRIER TO BE MAINTAINED
- EXISTING 1 HOUR FIRE RATED PARTITION TO BE MAINTAINED
- EXISTING 2 HOUR FIRE RATED PARTITION TO BE MAINTAINED

NOTE: NOT ALL SYMBOLS MAY BE USED

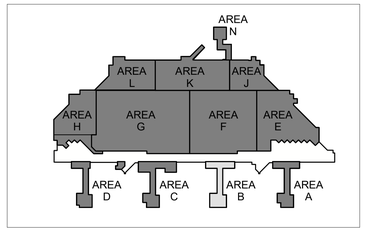

N

1 BLDG 100 - TELECOMMUNICATIONS PLAN - BASEMENT LEVEL - AREA B
3/32" = 1'-0"

FULLY SPRINKLERED

100% BID DOCUMENTS

No.	REVISION DESCRIPTION	DATE

7/18/2025 17:16:11

CONSULTANTS:

ARCHITECT
SPUR DESIGN
312 SW 25TH STREET
OKLAHOMA CITY, OK 73109
(405) 842-6100

MECH / ELEC / PLUMB / TELECOM
SPUR DESIGN
2519 MADISON AVE., STE 100
KANSAS CITY, MO 64108
(913) 369-7200

FIRE PROTECTION ENGINEER
RATED ENGINEERING
609 S. KELLY AVENUE, STE H2
EDMOND, OK 73003
(405) 210-5814

INDUSTRIAL HYGENIST
RIVERFRONT SAFETY & HEALTH
11140 S TOWNE SQUARE, STE 100
ST. LOUIS, MO 63123
(314) 917-0148

PHYSICAL SECURITY
FORCE PROTECT
10901 FRONT BEACH RD, UNIT 1415
PANAMA CITY BEACH, FL 32407
(502) 836-4232

ENGINEER: H2B #: 23-133

H2B, INC.
1225 NORTH LOOP WEST, # 800
HOUSTON, TEXAS 77008
(713) 864-2900

TEXAS FIRM REGISTRATION #: 8856

STAMP:
BICSI RCDD KRISTOPHER G HETLAGE BICSI ID # 328601 EXPIRES 12-31-27

Drawing Title
TELECOMMUNICATIONS PLANS - BUILDING 100 - BASEMENT LEVEL - AREA B

VA Health Care System Approval:

Project Title
REPLACE/UPGRADE CAMPUS OVERHEAD PAGING SYSTEM

Location MICHAEL E. DEBAKEY VAMC
2002 HOLCOMBE BLVD
HOUSTON, TX 77030

Date	Checked	Drawn
07/21/2025	KGH	MDT

Project Number
580-25-101

Building Number
100

Drawing Number
TN202
Drawing # 130 OF 231

Veterans Health Administration

VA | U.S. Department of Veterans Affairs

VA FORM 08-6231

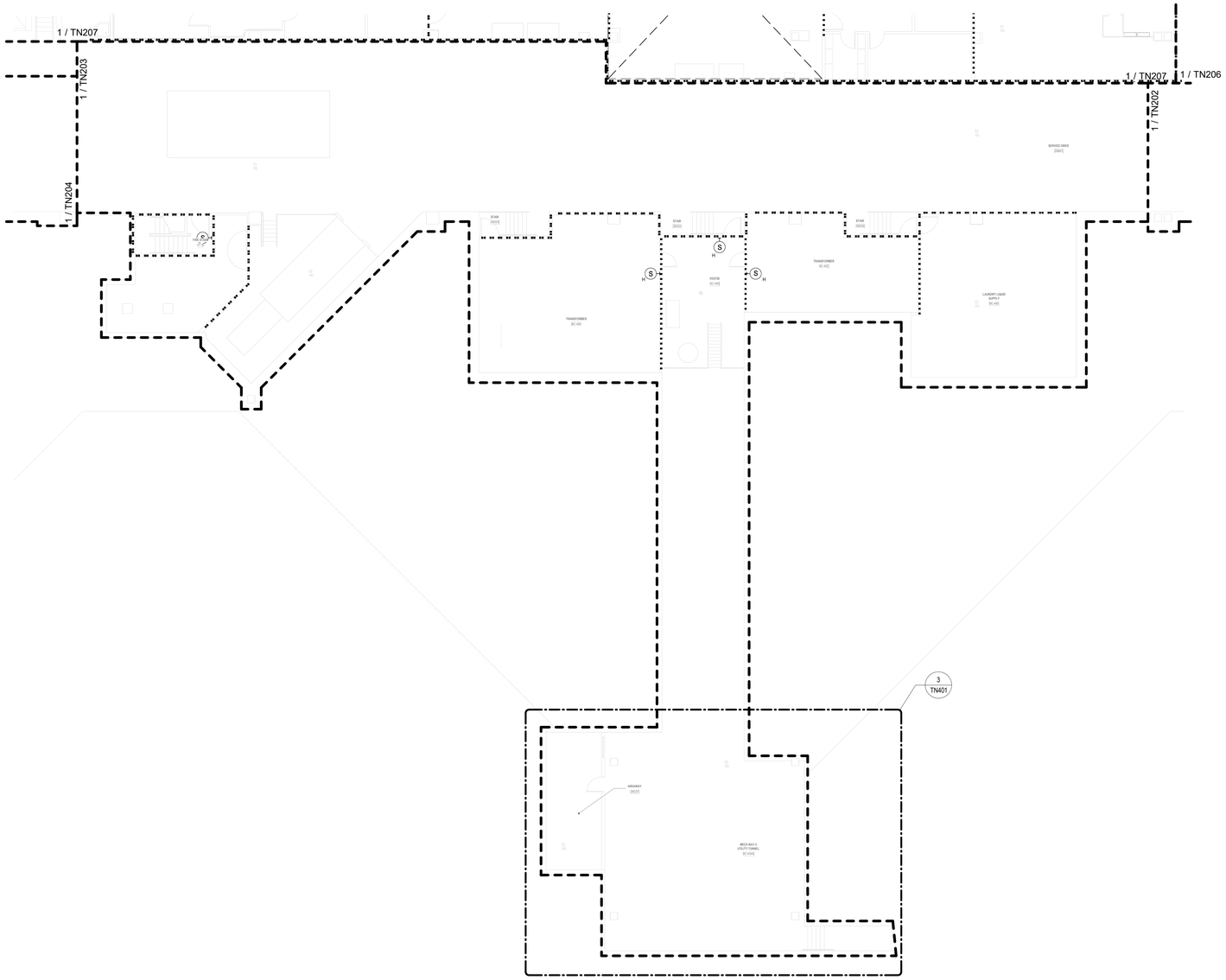

TELECOMMUNICATIONS GENERAL NOTES

A. DRAWING IS DIAGRAMMATIC IN NATURE AND IS NOT TO BE CONSTRUED AS ALL INCLUSIVE; FIELD VERIFY EXISTING CONDITIONS AND ADJUST WORK AS REQUIRED TO EXECUTE SPECIFIED WORK.

B. EXISTING CONDITIONS INDICATED ARE BASED ON GENERAL FIELD NOTES AND HISTORICAL DATA AND DOCUMENTATION AND ARE FOR REFERENCE PURPOSES ONLY TO DEFINE SCOPE OF WORK; FIELD VERIFY ALL CONDITIONS.

C. THIS SITE IS AN ACTIVE WORKING ENVIRONMENT; SYSTEMS SHALL NOT BE SHUTDOWN WITHOUT WRITTEN AUTHORIZATION; ALL REQUESTS SHALL BE SUBMITTED IN WRITING A MINIMUM OF TEN (10) WORKING-DAYS PRIOR TO PROPOSED ACTIVITY DATE OR NEED UNLESS DIRECTED OTHERWISE.

D. SEE T-001 TELECOMMUNICATIONS COVER SHEET FOR SYMBOLS DEFINITION:
1. SYMBOLS GRAYED/ HALFTONE: INDICATED FOR REFERENCE AND/OR INDICATING EXISTING UNLESS SPECIFICALLY NOTED OTHERWISE.
2. SYMBOLS DASHED OR SPECIFICALLY KEYED NOTED: INDICATES DEMOLITION WORK.

E. OWNER SHALL HAVE FIRST SALVAGE RIGHTS FOR ANY DEMOLISHED DEVICES OR MATERIAL.

F. REFER TO TN501 FOR SPEAKER MOUNTING DETAILS.

G. CONTRACTOR TO UTILIZE EXISTING SPEAKER PLACEMENTS FOR INSTALLATION OF NEW SPEAKERS WHEREVER POSSIBLE. TEMPORARILY SUPPORT EXISTING SPEAKERS DURING CONSTRUCTION UNTIL NEW SYSTEM HAS BEEN INSTALLED, TESTED, AND ACCEPTED.

PARTITION LEGEND

- EXISTING PARTITION
- EXISTING SMOKE PARTITION/ BARRIER TO BE MAINTAINED
- EXISTING 1 HOUR FIRE RATED PARTITION TO BE MAINTAINED
- EXISTING 2 HOUR FIRE RATED PARTITION TO BE MAINTAINED

NOTE: NOT ALL SYMBOLS MAY BE USED

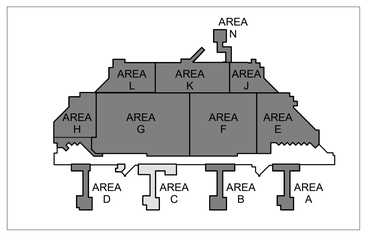

N

1 BLDG 100 - TELECOMMUNICATIONS PLAN - BASEMENT LEVEL - AREA C
3/32" = 1'-0"

FULLY SPRINKLERED

100% BID DOCUMENTS

No.	REVISION DESCRIPTION	DATE

CONSULTANTS:

ARCHITECT
SPUR DESIGN
312 SW 25TH STREET
OKLAHOMA CITY, OK 73109
(405) 842-6100

MECH / ELEC / PLUMB / TELECOM
SPUR DESIGN
2519 MADISON AVE., STE 100
KANSAS CITY, MO 64108
(913) 369-7200

FIRE PROTECTION ENGINEER
RATED ENGINEERING
609 S. KELLY AVENUE, STE H2
EDMOND, OK 73003
(405) 210-5814

INDUSTRIAL HYGENIST
RIVERFRONT SAFETY & HEALTH
11140 S TOWNE SQUARE, STE 100
ST. LOUIS, MO 63123
(314) 917-0148

PHYSICAL SECURITY
FORCE PROTECT
10901 FRONT BEACH RD, UNIT 1415
PANAMA CITY BEACH, FL 32407
(502) 836-4232

ENGINEER: H2B #: 23-133

H2B

H2B, INC.
1225 NORTH LOOP WEST, # 800
HOUSTON, TEXAS 77008
(713) 864-2900

TEXAS FIRM REGISTRATION #: 8856

STAMP:
REGISTERED COMMUNICATIONS DISTRIBUTION DESIGNER
BICSI
KRISTOPHER G HETLAGE
BICSI ID # 328601
EXPIRES 12-31-27
RCDD
9/4/25

Drawing Title
TELECOMMUNICATIONS PLANS - BUILDING 100 - BASEMENT LEVEL - AREA C

VA Health Care System Approval:

Project Title
REPLACE/UPGRADE CAMPUS OVERHEAD PAGING SYSTEM

Location MICHAEL E. DEBAKEY VAMC
2002 HOLCOMBE BLVD
HOUSTON, TX 77030

Date	Checked	Drawn
07/21/2025	KGH	MDT

Project Number
580-25-101

Building Number
100

Drawing Number
TN203
Drawing # 131 OF 231

Veterans Health Administration

VA U.S. Department of Veterans Affairs

7/18/2025 17:16:14

VA FORM 08-6231

TELECOMMUNICATIONS GENERAL NOTES

A. DRAWING IS DIAGRAMMATIC IN NATURE AND IS NOT TO BE CONSTRUED AS ALL INCLUSIVE; FIELD VERIFY EXISTING CONDITIONS AND ADJUST WORK AS REQUIRED TO EXECUTE SPECIFIED WORK.

B. EXISTING CONDITIONS INDICATED ARE BASED ON GENERAL FIELD NOTES AND HISTORICAL DATA AND DOCUMENTATION AND ARE FOR REFERENCE PURPOSES ONLY TO DEFINE SCOPE OF WORK; FIELD VERIFY ALL CONDITIONS.

C. THIS SITE IS AN ACTIVE WORKING ENVIRONMENT; SYSTEMS SHALL NOT BE SHUTDOWN WITHOUT WRITTEN AUTHORIZATION; ALL REQUESTS SHALL BE SUBMITTED IN WRITING A MINIMUM OF TEN (10) WORKING-DAYS PRIOR TO PROPOSED ACTIVITY DATE OR NEED UNLESS DIRECTED OTHERWISE.

D. SEE T-001 TELECOMMUNICATIONS COVER SHEET FOR SYMBOLS DEFINITION:
1. SYMBOLS GRAYED/ HALFTONE: INDICATED FOR REFERENCE AND/OR INDICATING EXISTING UNLESS SPECIFICALLY NOTED OTHERWISE.
2. SYMBOLS DASHED OR SPECIFICALLY KEYED NOTED: INDICATES DEMOLITION WORK.

E. OWNER SHALL HAVE FIRST SALVAGE RIGHTS FOR ANY DEMOLISHED DEVICES OR MATERIAL.

F. REFER TO TN501 FOR SPEAKER MOUNTING DETAILS.

G. CONTRACTOR TO UTILIZE EXISTING SPEAKER PLACEMENTS FOR INSTALLATION OF NEW SPEAKERS WHEREVER POSSIBLE. TEMPORARILY SUPPORT EXISTING SPEAKERS DURING CONSTRUCTION UNTIL NEW SYSTEM HAS BEEN INSTALLED, TESTED, AND ACCEPTED.

PARTITION LEGEND

- EXISTING PARTITION
- EXISTING SMOKE PARTITION/ BARRIER TO BE MAINTAINED
- EXISTING 1 HOUR FIRE RATED PARTITION TO BE MAINTAINED
- EXISTING 2 HOUR FIRE RATED PARTITION TO BE MAINTAINED

NOTE: NOT ALL SYMBOLS MAY BE USED

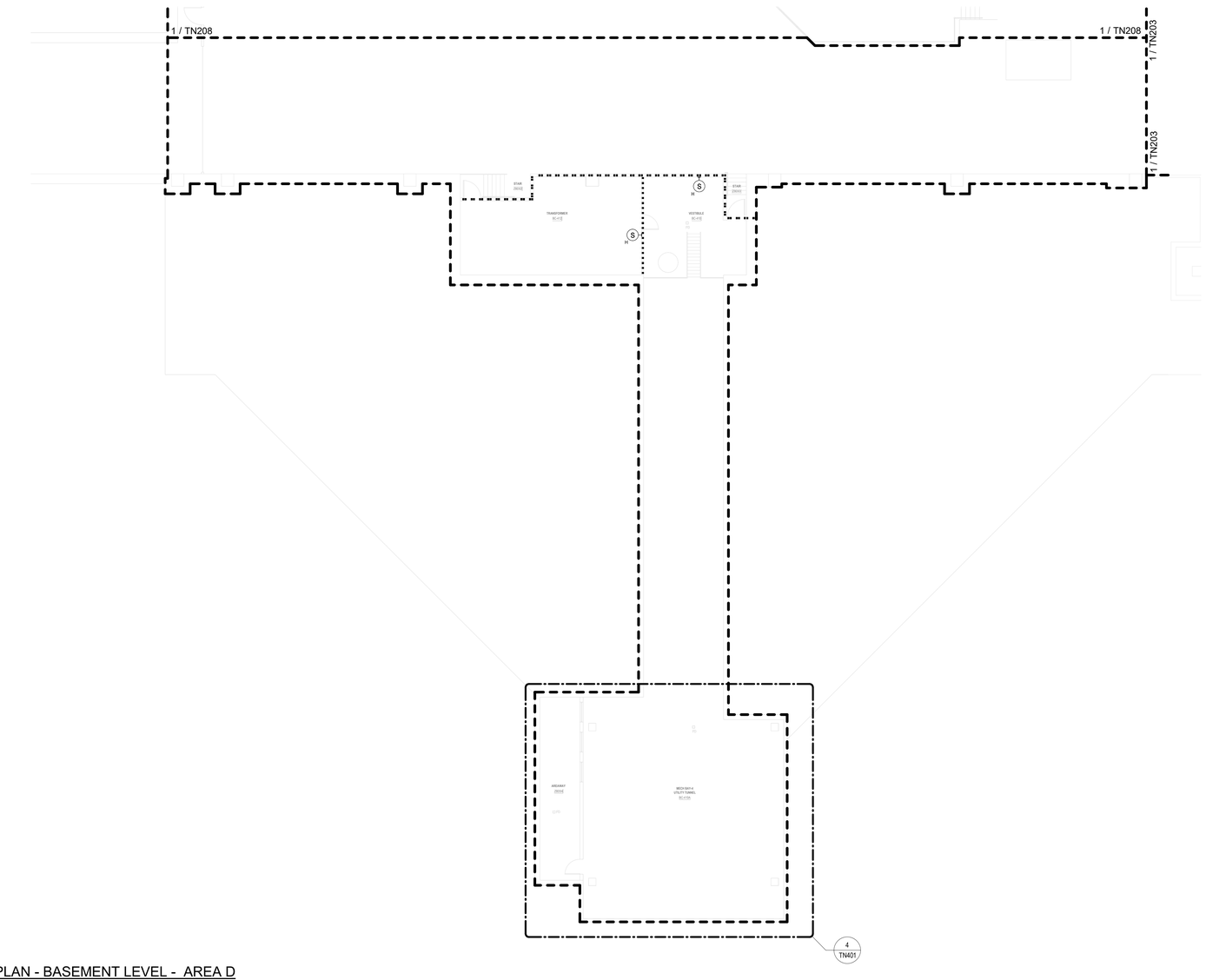

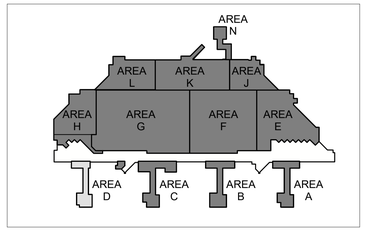

N

1 BLDG 100 - TELECOMMUNICATIONS PLAN - BASEMENT LEVEL - AREA D
3/32" = 1'-0"

FULLY SPRINKLERED

100% BID DOCUMENTS

No.	REVISION DESCRIPTION	DATE

7/18/2025 17:16:16

CONSULTANTS:

ARCHITECT
SPUR DESIGN
312 SW 25TH STREET
OKLAHOMA CITY, OK 73109
(405) 842-6100

MECH / ELEC / PLUMB / TELECOM
SPUR DESIGN
2519 MADISON AVE., STE 100
KANSAS CITY, MO 64108
(913) 369-7200

FIRE PROTECTION ENGINEER
RATED ENGINEERING
609 S. KELLY AVENUE, STE H2
EDMOND, OK 73003
(405) 210-5814

INDUSTRIAL HYGENIST
RIVERFRONT SAFETY & HEALTH
11140 S TOWNE SQUARE, STE 100
ST. LOUIS, MO 63123
(314) 917-0148

PHYSICAL SECURITY
FORCE PROTECT
10901 FRONT BEACH RD, UNIT 1415
PANAMA CITY BEACH, FL 32407
(502) 836-4232

ENGINEER: H2B #: 23-133

H2B, INC.
1225 NORTH LOOP WEST, # 800
HOUSTON, TEXAS 77008
(713) 864-2900

TEXAS FIRM REGISTRATION #: 8856

STAMP:
REGISTERED COMMUNICATIONS DISTRIBUTION DESIGNER
Bicsi
KRISTOPHER G HETLAGE
BICSI ID # 328501
EXPIRES 12-31-27
RCDD
7/18/25

Drawing Title
TELECOMMUNICATIONS PLANS - BUILDING 100 - BASEMENT LEVEL - AREA D

VA Health Care System Approval:

Project Title
REPLACE/UPGRADE CAMPUS OVERHEAD PAGING SYSTEM

Location MICHAEL E. DEBAKEY VAMC
2002 HOLCOMBE BLVD
HOUSTON, TX 77030

Date	Checked	Drawn
07/21/2025	KGH	MDT

Project Number **580-25-101**

Building Number 100

Drawing Number **TN204**

Drawing # 132 OF 231

Veterans Health Administration

U.S. Department of Veterans Affairs

VA FORM 08-6231

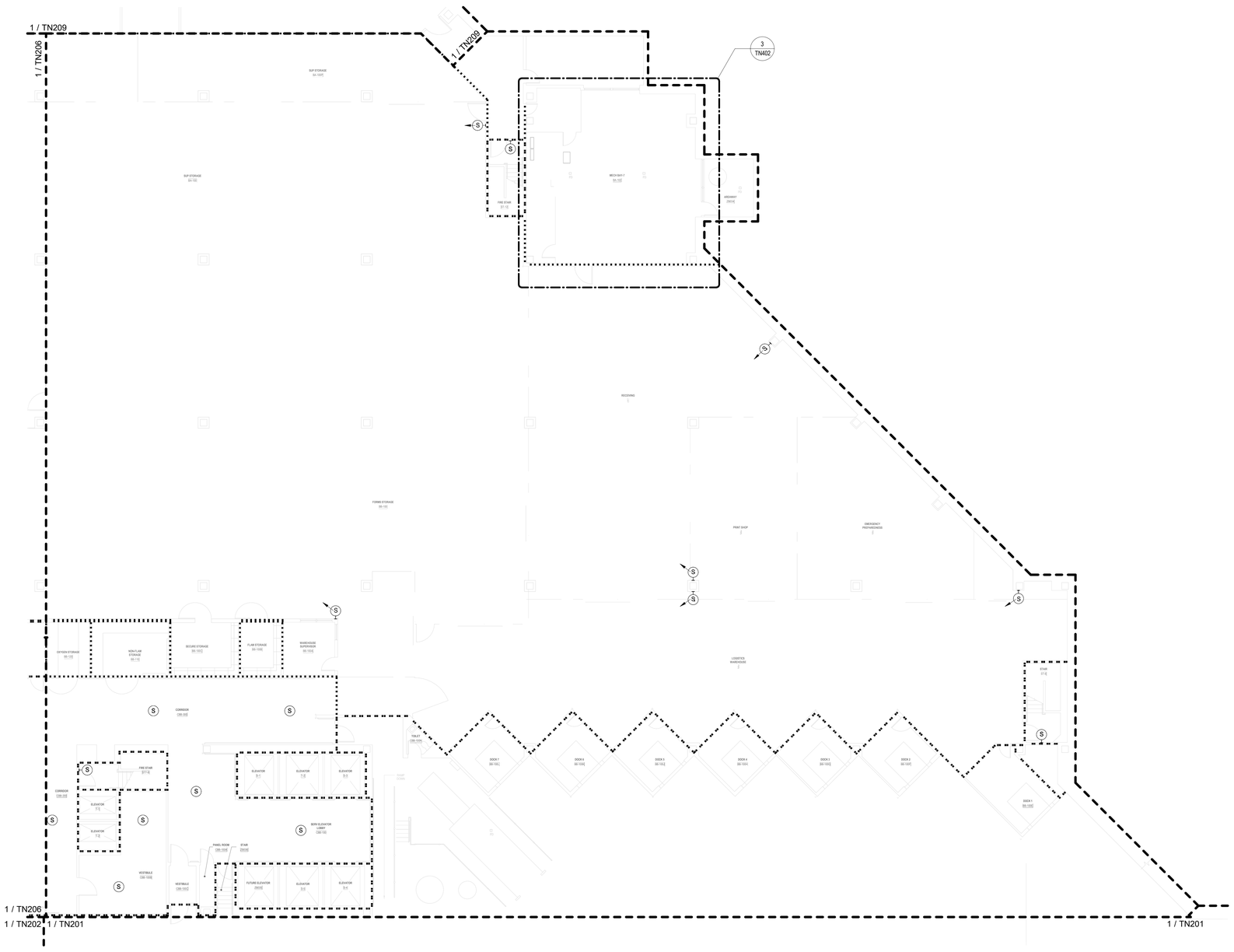

TELECOMMUNICATIONS GENERAL NOTES

A. DRAWING IS DIAGRAMMATIC IN NATURE AND IS NOT TO BE CONSTRUED AS ALL INCLUSIVE; FIELD VERIFY EXISTING CONDITIONS AND ADJUST WORK AS REQUIRED TO EXECUTE SPECIFIED WORK.

B. EXISTING CONDITIONS INDICATED ARE BASED ON GENERAL FIELD NOTES AND HISTORICAL DATA AND DOCUMENTATION AND ARE FOR REFERENCE PURPOSES ONLY TO DEFINE SCOPE OF WORK; FIELD VERIFY ALL CONDITIONS.

C. THIS SITE IS AN ACTIVE WORKING ENVIRONMENT; SYSTEMS SHALL NOT BE SHUTDOWN WITHOUT WRITTEN AUTHORIZATION; ALL REQUESTS SHALL BE SUBMITTED IN WRITING A MINIMUM OF TEN (10) WORKING-DAYS PRIOR TO PROPOSED ACTIVITY DATE OR NEED UNLESS DIRECTED OTHERWISE.

D. SEE T-001 TELECOMMUNICATIONS COVER SHEET FOR SYMBOLS DEFINITION:
1. SYMBOLS GRAYED/ HALFTONE: INDICATED FOR REFERENCE AND/OR INDICATING EXISTING UNLESS SPECIFICALLY NOTED OTHERWISE.
2. SYMBOLS DASHED OR SPECIFICALLY KEYED NOTED: INDICATES DEMOLITION WORK.

E. OWNER SHALL HAVE FIRST SALVAGE RIGHTS FOR ANY DEMOLISHED DEVICES OR MATERIAL.

F. REFER TO TN501 FOR SPEAKER MOUNTING DETAILS.

G. CONTRACTOR TO UTILIZE EXISTING SPEAKER PLACEMENTS FOR INSTALLATION OF NEW SPEAKERS WHEREVER POSSIBLE. TEMPORARILY SUPPORT EXISTING SPEAKERS DURING CONSTRUCTION UNTIL NEW SYSTEM HAS BEEN INSTALLED, TESTED, AND ACCEPTED.

PARTITION LEGEND

- EXISTING PARTITION
- EXISTING SMOKE PARTITION/ BARRIER TO BE MAINTAINED
- EXISTING 1 HOUR FIRE RATED PARTITION TO BE MAINTAINED
- EXISTING 2 HOUR FIRE RATED PARTITION TO BE MAINTAINED

NOTE: NOT ALL SYMBOLS MAY BE USED

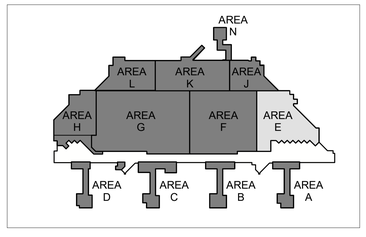

N

1 BLDG 100 - TELECOMMUNICATIONS PLAN - BASEMENT LEVEL - AREA E
3/32" = 1'-0"

FULLY SPRINKLERED

100% BID DOCUMENTS

No.	REVISION DESCRIPTION	DATE

CONSULTANTS:

ARCHITECT
SPUR DESIGN
312 SW 25TH STREET
OKLAHOMA CITY, OK 73109
(405) 842-6100

MECH / ELEC / PLUMB / TELECOM
SPUR DESIGN
2519 MADISON AVE., STE 100
KANSAS CITY, MO 64108
(913) 369-7200

FIRE PROTECTION ENGINEER
RATED ENGINEERING
609 S. KELLY AVENUE, STE H2
EDMOND, OK 73003
(405) 210-5814

INDUSTRIAL HYGENIST
RIVERFRONT SAFETY & HEALTH
11140 S TOWNE SQUARE, STE 100
ST. LOUIS, MO 63123
(314) 917-0148

PHYSICAL SECURITY
FORCE PROTECT
10901 FRONT BEACH RD, UNIT 1415
PANAMA CITY BEACH, FL 32407
(502) 836-4232

ENGINEER: H2B #: 23-133

H2B

H2B, INC.
1225 NORTH LOOP WEST, # 800
HOUSTON, TEXAS 77008
(713) 864-2900

TEXAS FIRM REGISTRATION #: 8856

STAMP:
REGISTERED COMMUNICATIONS DISTRIBUTION DESIGNER
BICSI
KRISTOPHER G HETLAGE
BICSI ID # 328601
EXPIRES 12-31-27
RCDD
7/18/25

Drawing Title
TELECOMMUNICATIONS PLANS - BUILDING 100 - BASEMENT LEVEL - AREA E

VA Health Care System Approval:

Project Title
REPLACE/UPGRADE CAMPUS OVERHEAD PAGING SYSTEM

Location MICHAEL E. DEBAKEY VAMC
2002 HOLCOMBE BLVD
HOUSTON, TX 77030

Date	Checked	Drawn
07/21/2025	KGH	MDT

Project Number
580-25-101

Building Number

Drawing Number
TN205
Drawing # 133 OF 231

Veterans Health Administration

VA | U.S. Department of Veterans Affairs

7/18/2025 17:16:19

VA FORM 08-6231

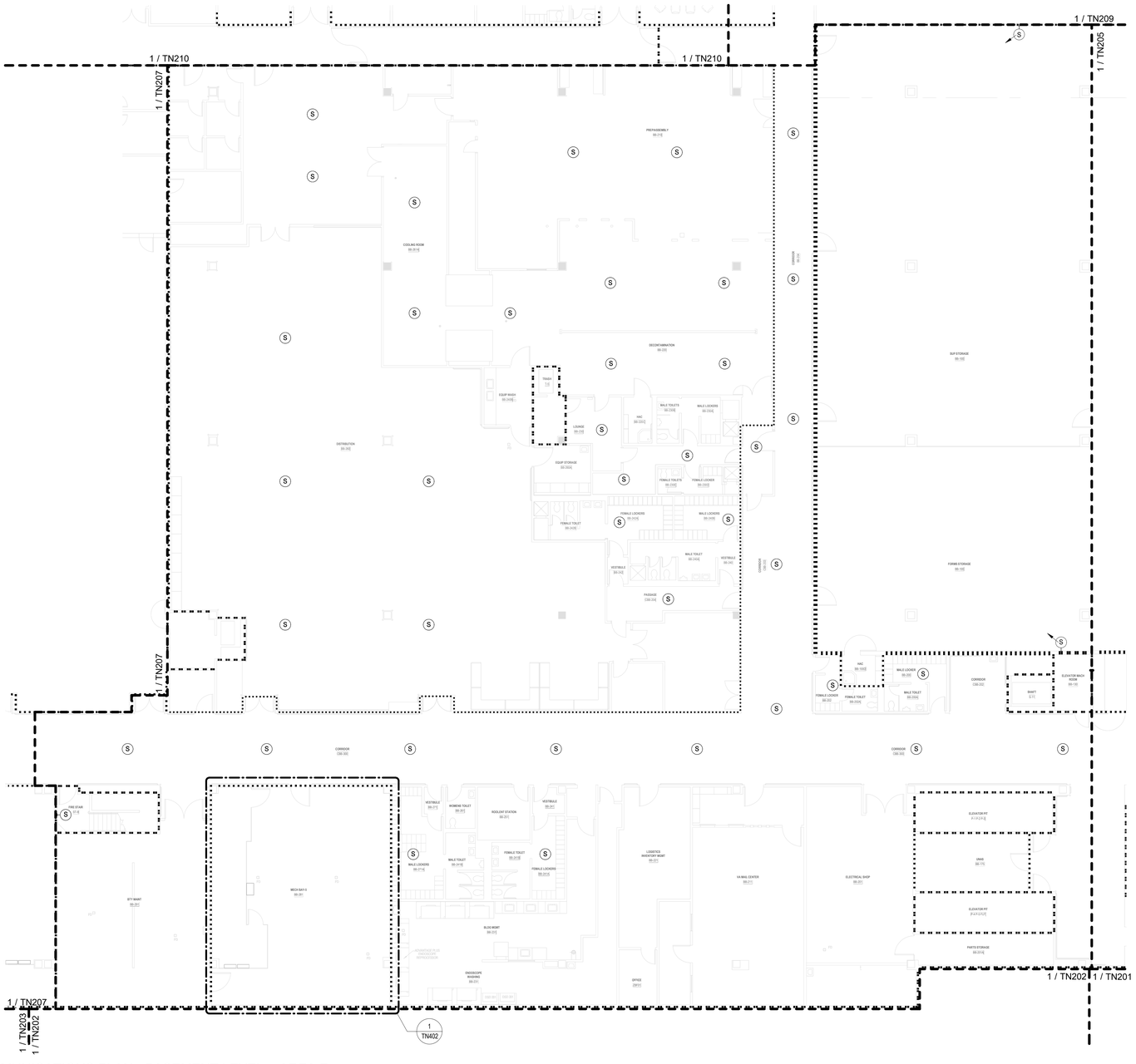

1 BLDG 100 - TELECOMMUNICATIONS PLAN - BASEMENT LEVEL - AREA F
3/32" = 1'-0"

TELECOMMUNICATIONS GENERAL NOTES

A. DRAWING IS DIAGRAMMATIC IN NATURE AND IS NOT TO BE CONSTRUED AS ALL INCLUSIVE; FIELD VERIFY EXISTING CONDITIONS AND ADJUST WORK AS REQUIRED TO EXECUTE SPECIFIED WORK.

B. EXISTING CONDITIONS INDICATED ARE BASED ON GENERAL FIELD NOTES AND HISTORICAL DATA AND DOCUMENTATION AND ARE FOR REFERENCE PURPOSES ONLY TO DEFINE SCOPE OF WORK; FIELD VERIFY ALL CONDITIONS.

C. THIS SITE IS AN ACTIVE WORKING ENVIRONMENT; SYSTEMS SHALL NOT BE SHUTDOWN WITHOUT WRITTEN AUTHORIZATION; ALL REQUESTS SHALL BE SUBMITTED IN WRITING A MINIMUM OF TEN (10) WORKING-DAYS PRIOR TO PROPOSED ACTIVITY DATE OR NEED UNLESS DIRECTED OTHERWISE.

D. SEE T-001 TELECOMMUNICATIONS COVER SHEET FOR SYMBOLS DEFINITION:
1. SYMBOLS GRAYED/ HALFTONE: INDICATED FOR REFERENCE AND/OR INDICATING EXISTING UNLESS SPECIFICALLY NOTED OTHERWISE.
2. SYMBOLS DASHED OR SPECIFICALLY KEYED NOTED: INDICATES DEMOLITION WORK.

E. OWNER SHALL HAVE FIRST SALVAGE RIGHTS FOR ANY DEMOLISHED DEVICES OR MATERIAL.

F. REFER TO TN501 FOR SPEAKER MOUNTING DETAILS.

G. CONTRACTOR TO UTILIZE EXISTING SPEAKER PLACEMENTS FOR INSTALLATION OF NEW SPEAKERS WHEREVER POSSIBLE. TEMPORARILY SUPPORT EXISTING SPEAKERS DURING CONSTRUCTION UNTIL NEW SYSTEM HAS BEEN INSTALLED, TESTED, AND ACCEPTED.

PARTITION LEGEND

- EXISTING PARTITION
- EXISTING SMOKE PARTITION/ BARRIER TO BE MAINTAINED
- EXISTING 1 HOUR FIRE RATED PARTITION TO BE MAINTAINED
- EXISTING 2 HOUR FIRE RATED PARTITION TO BE MAINTAINED

NOTE: NOT ALL SYMBOLS MAY BE USED

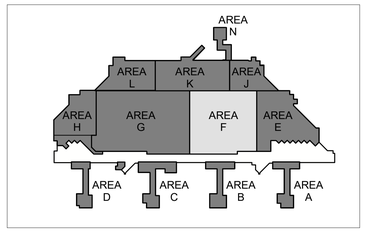

FULLY SPRINKLERED

100% BID DOCUMENTS

No.	REVISION DESCRIPTION	DATE

CONSULTANTS:

ARCHITECT
SPUR DESIGN
312 SW 25TH STREET
OKLAHOMA CITY, OK 73109
(405) 842-6100

INDUSTRIAL HYGENIST
RIVERFRONT SAFETY & HEALTH
11140 S TOWNE SQUARE, STE 100
ST. LOUIS, MO 63123
(314) 917-0148

MECH / ELEC / PLUMB / TELECOM
SPUR DESIGN
2519 MADISON AVE., STE 100
KANSAS CITY, MO 64108
(913) 369-7200

PHYSICAL SECURITY
FORCE PROTECT
10901 FRONT BEACH RD, UNIT 1415
PANAMA CITY BEACH, FL 32407
(502) 836-4232

FIRE PROTECTION ENGINEER
RATED ENGINEERING
609 S. KELLY AVENUE, STE H2
EDMOND, OK 73003
(405) 210-5814

ENGINEER: H2B #: 23-133

H2B, INC.
1225 NORTH LOOP WEST, # 800
HOUSTON, TEXAS 77008
(713) 864-2900

TEXAS FIRM REGISTRATION #: 8856

STAMP:
REGISTERED COMMUNICATIONS DISTRIBUTION DESIGNER
BICSI
KRISTOPHER D HETLAGE
BICSI ID # 328601
EXPIRES 12-31-27
7/18/25
RCDD

Drawing Title
TELECOMMUNICATIONS PLANS - BUILDING 100 - BASEMENT LEVEL - AREA F

VA Health Care System Approval:

Project Title
REPLACE/UPGRADE CAMPUS OVERHEAD PAGING SYSTEM

Location MICHAEL E. DEBAKEY VAMC
2002 HOLCOMBE BLVD
HOUSTON, TX 77030

Date	Checked	Drawn
07/21/2025	KGH	MDT

Project Number
580-25-101

Building Number

Drawing Number
TN206
Drawing # 134 OF 231

Veterans Health Administration

VA U.S. Department of Veterans Affairs

7/18/2025 17:16:22

VA FORM 08-6231

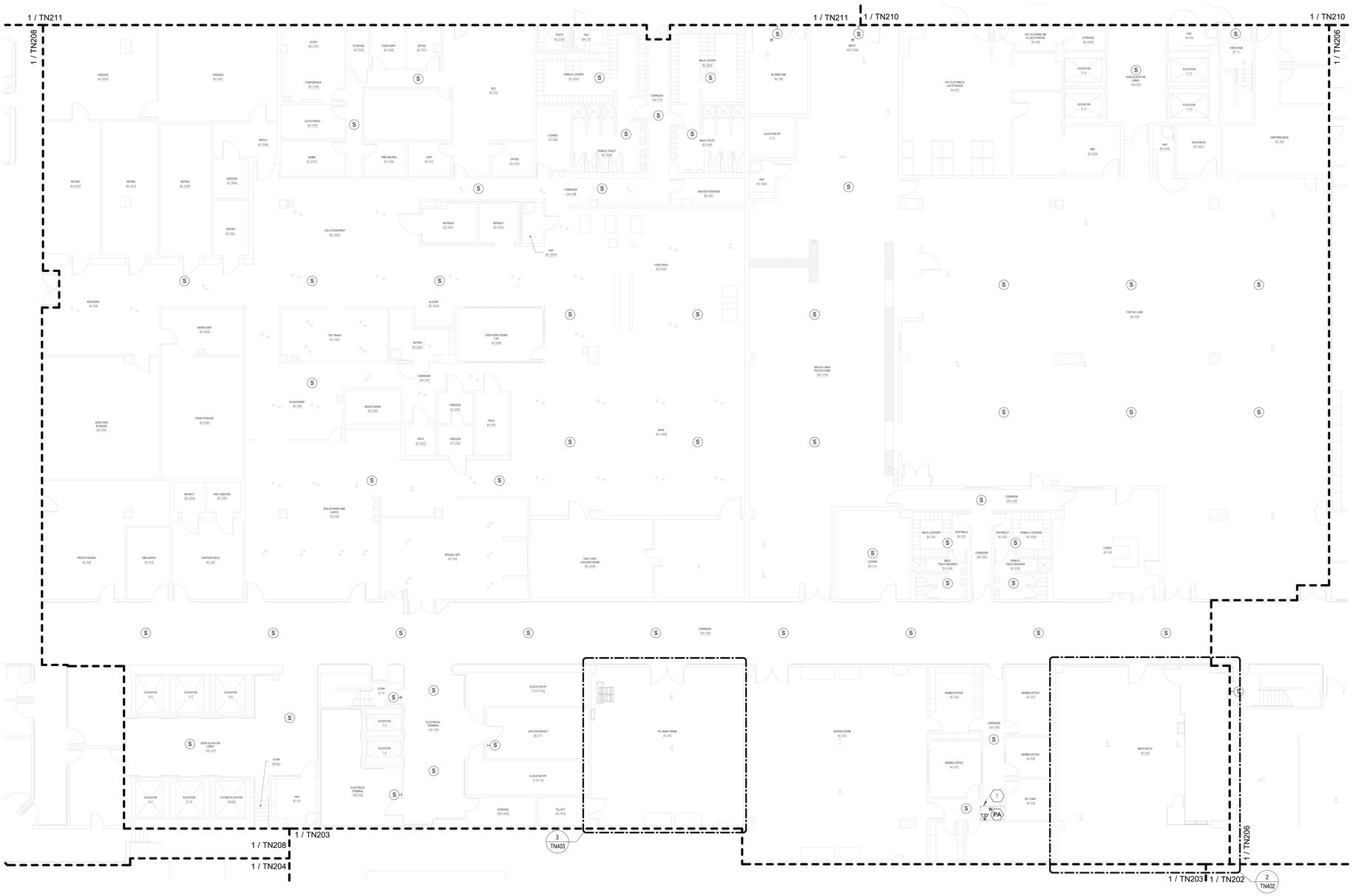

1 BLDG 100 - TELECOMMUNICATIONS PLAN - BASEMENT LEVEL - AREA G
3/32" = 1'-0"

TELECOMMUNICATIONS GENERAL NOTES

A. DRAWING IS DIAGRAMMATIC IN NATURE AND IS NOT TO BE CONSTRUED AS ALL INCLUSIVE; FIELD VERIFY EXISTING CONDITIONS AND ADJUST WORK AS REQUIRED TO EXECUTE SPECIFIED WORK.

B. EXISTING CONDITIONS INDICATED ARE BASED ON GENERAL FIELD NOTES AND HISTORICAL DATA AND DOCUMENTATION AND ARE FOR REFERENCE PURPOSES ONLY TO DEFINE SCOPE OF WORK; FIELD VERIFY ALL CONDITIONS.

C. THIS SITE IS AN ACTIVE WORKING ENVIRONMENT; SYSTEMS SHALL NOT BE SHUTDOWN WITHOUT WRITTEN AUTHORIZATION; ALL REQUESTS SHALL BE SUBMITTED IN WRITING A MINIMUM OF TEN (10) WORKING-DAYS PRIOR TO PROPOSED ACTIVITY DATE OR NEED UNLESS DIRECTED OTHERWISE.

D. SEE T-001 TELECOMMUNICATIONS COVER SHEET FOR SYMBOLS DEFINITION:
1. SYMBOLS GRAYED/ HALFTONE: INDICATED FOR REFERENCE AND/OR INDICATING EXISTING UNLESS SPECIFICALLY NOTED OTHERWISE.
2. SYMBOLS DASHED OR SPECIFICALLY KEYED NOTED: INDICATES DEMOLITION WORK.

E. OWNER SHALL HAVE FIRST SALVAGE RIGHTS FOR ANY DEMOLISHED DEVICES OR MATERIAL.

F. REFER TO TN501 FOR SPEAKER MOUNTING DETAILS.

G. CONTRACTOR TO UTILIZE EXISTING SPEAKER PLACEMENTS FOR INSTALLATION OF NEW SPEAKERS WHEREVER POSSIBLE. TEMPORARILY SUPPORT EXISTING SPEAKERS DURING CONSTRUCTION UNTIL NEW SYSTEM HAS BEEN INSTALLED, TESTED, AND ACCEPTED.

TELECOMMUNICATIONS KEYNOTES

#	
1	PA INTERACTIVE WALL-MOUNTED INTERFACE CONSOLE IN A LOCKABLE, SURFACE/RECESSED CABINET: TERMINATE CAT6A CABLE ONTO AN RJ-45 JACK HOUSED IN A 1-PORT SURFACE BOX/BISCUIT SECURED TO BACK OF CABINET; CAT6A CABLE SHALL BE CONCEALED/PROTECTED IN A 3/4" EMT CONCEALED IN WALL OR SURFACE MOUNTED ON WALL; PAINT EXPOSED CONDUIT AND ALL MOUNTING HARDWARE TO MATCH ADJACENT EXISTING COLOR/FINISHES; COORDINATE INTERACTIVE CONSOLE LOCATION WITH VAMC/COR PRIOR TO COMMENCING ROUGH-IN WORK - ADJUST LOCATION AND INSTALLATION WITHIN THE BUILDING AS DIRECTED.

PARTITION LEGEND

- EXISTING PARTITION
- EXISTING SMOKE PARTITION/ BARRIER TO BE MAINTAINED
- EXISTING 1 HOUR FIRE RATED PARTITION TO BE MAINTAINED
- EXISTING 2 HOUR FIRE RATED PARTITION TO BE MAINTAINED

NOTE: NOT ALL SYMBOLS MAY BE USED

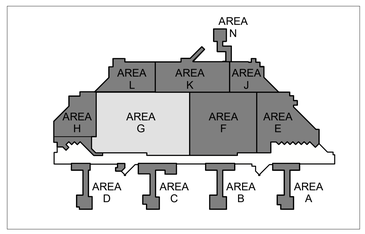

FULLY SPRINKLERED

100% BID DOCUMENTS

No.	REVISION DESCRIPTION	DATE

7/18/2025 17:16:28

CONSULTANTS:

ARCHITECT
SPUR DESIGN
312 SW 25TH STREET
OKLAHOMA CITY, OK 73109
(405) 842-6100

MECH / ELEC / PLUMB / TELECOM
SPUR DESIGN
2519 MADISON AVE., STE 100
KANSAS CITY, MO 64108
(913) 369-7200

FIRE PROTECTION ENGINEER
RATED ENGINEERING
609 S. KELLY AVENUE, STE H2
EDMOND, OK 73003
(405) 210-5814

INDUSTRIAL HYGENIST
RIVERFRONT SAFETY & HEALTH
11140 S TOWNE SQUARE, STE 100
ST. LOUIS, MO 63123
(314) 917-0148

PHYSICAL SECURITY
FORCE PROTECT
10901 FRONT BEACH RD, UNIT 1415
PANAMA CITY BEACH, FL 32407
(502) 836-4232

ENGINEER: H2B #: 23-133

H2B, INC.
1225 NORTH LOOP WEST, # 800
HOUSTON, TEXAS 77008
(713) 864-2900

TEXAS FIRM REGISTRATION #: 8856

STAMP:
REGISTERED COMMUNICATIONS DISTRIBUTION DESIGNER
BICSI
KRISTOPHER G HETLAGE
BICSI ID # 328601
EXPIRES 12-31-27
RCDD
9/4/25

Drawing Title
TELECOMMUNICATIONS PLANS - BUILDING 100 - BASEMENT LEVEL - AREA G

VA Health Care System Approval:

Project Title
REPLACE/UPGRADE CAMPUS OVERHEAD PAGING SYSTEM

Location MICHAEL E. DEBAKEY VAMC
2002 HOLCOMBE BLVD
HOUSTON, TX 77030

Date	Checked	Drawn
07/21/2025	KGH	MDT

Project Number **580-25-101**

Building Number

Drawing Number **TN207**

Drawing # 135 OF 231

Veterans Health Administration

VA U.S. Department of Veterans Affairs

VA FORM 08-6231

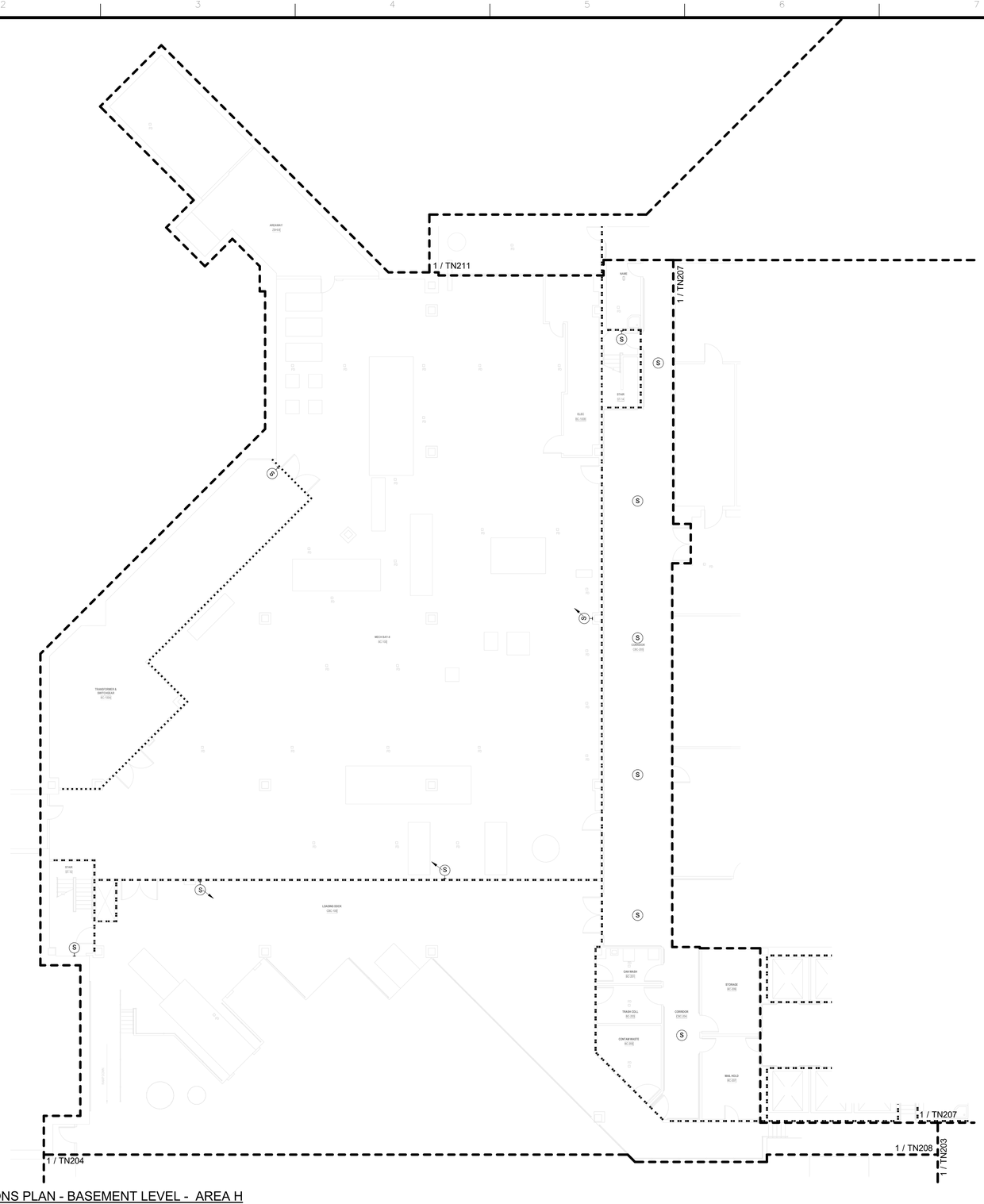

1 BLDG 100 - TELECOMMUNICATIONS PLAN - BASEMENT LEVEL - AREA H
3/32" = 1'-0"

TELECOMMUNICATIONS GENERAL NOTES

A. DRAWING IS DIAGRAMMATIC IN NATURE AND IS NOT TO BE CONSTRUED AS ALL INCLUSIVE; FIELD VERIFY EXISTING CONDITIONS AND ADJUST WORK AS REQUIRED TO EXECUTE SPECIFIED WORK.

B. EXISTING CONDITIONS INDICATED ARE BASED ON GENERAL FIELD NOTES AND HISTORICAL DATA AND DOCUMENTATION AND ARE FOR REFERENCE PURPOSES ONLY TO DEFINE SCOPE OF WORK; FIELD VERIFY ALL CONDITIONS.

C. THIS SITE IS AN ACTIVE WORKING ENVIRONMENT; SYSTEMS SHALL NOT BE SHUTDOWN WITHOUT WRITTEN AUTHORIZATION; ALL REQUESTS SHALL BE SUBMITTED IN WRITING A MINIMUM OF TEN (10) WORKING-DAYS PRIOR TO PROPOSED ACTIVITY DATE OR NEED UNLESS DIRECTED OTHERWISE.

D. SEE T-001 TELECOMMUNICATIONS COVER SHEET FOR SYMBOLS DEFINITION:
1. SYMBOLS GRAYED/ HALFTONE: INDICATED FOR REFERENCE AND/OR INDICATING EXISTING UNLESS SPECIFICALLY NOTED OTHERWISE.
2. SYMBOLS DASHED OR SPECIFICALLY KEYED NOTED: INDICATES DEMOLITION WORK.

E. OWNER SHALL HAVE FIRST SALVAGE RIGHTS FOR ANY DEMOLISHED DEVICES OR MATERIAL.

F. REFER TO TN501 FOR SPEAKER MOUNTING DETAILS.

G. CONTRACTOR TO UTILIZE EXISTING SPEAKER PLACEMENTS FOR INSTALLATION OF NEW SPEAKERS WHEREVER POSSIBLE. TEMPORARILY SUPPORT EXISTING SPEAKERS DURING CONSTRUCTION UNTIL NEW SYSTEM HAS BEEN INSTALLED, TESTED, AND ACCEPTED.

PARTITION LEGEND

- EXISTING PARTITION
- EXISTING SMOKE PARTITION/ BARRIER TO BE MAINTAINED
- EXISTING 1 HOUR FIRE RATED PARTITION TO BE MAINTAINED
- EXISTING 2 HOUR FIRE RATED PARTITION TO BE MAINTAINED

NOTE: NOT ALL SYMBOLS MAY BE USED

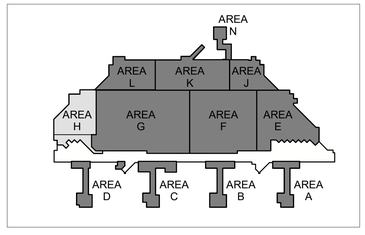

FULLY SPRINKLERED

100% BID DOCUMENTS

No.	REVISION DESCRIPTION	DATE

CONSULTANTS:

ARCHITECT
SPUR DESIGN
312 SW 25TH STREET
OKLAHOMA CITY, OK 73109
(405) 842-6100

MECH / ELEC / PLUMB / TELECOM
SPUR DESIGN
2519 MADISON AVE., STE 100
KANSAS CITY, MO 64108
(913) 369-7200

FIRE PROTECTION ENGINEER
RATED ENGINEERING
609 S. KELLY AVENUE, STE H2
EDMOND, OK 73003
(405) 210-5814

INDUSTRIAL HYGENIST
RIVERFRONT SAFETY & HEALTH
11140 S TOWNE SQUARE, STE 100
ST. LOUIS, MO 63123
(314) 917-0148

PHYSICAL SECURITY
FORCE PROTECT
10901 FRONT BEACH RD, UNIT 1415
PANAMA CITY BEACH, FL 32407
(502) 836-4232

ENGINEER: H2B #: 23-133

H2B, INC.
1225 NORTH LOOP WEST, # 800
HOUSTON, TEXAS 77008
(713) 864-2900

TEXAS FIRM REGISTRATION #: 8856

STAMP:
REGISTERED COMMUNICATIONS DISTRIBUTION DESIGNER
BICSI
KRISTOPHER G HETLAGE
BICSI ID # 328601
EXPIRES 12-31-27
RCDD
7/18/25

Drawing Title
TELECOMMUNICATIONS PLANS - BUILDING 100 - BASEMENT LEVEL - AREA H

VA Health Care System Approval:

Project Title
REPLACE/UPGRADE CAMPUS OVERHEAD PAGING SYSTEM

Location MICHAEL E. DEBAKEY VAMC
2002 HOLCOMBE BLVD
HOUSTON, TX 77030

Date	Checked	Drawn
07/21/2025	KGH	MDT

Project Number
580-25-101

Building Number

Drawing Number
TN208
Drawing # 136 OF 231

Veterans Health Administration

VA | U.S. Department of Veterans Affairs

7/18/2025 17:16:31

VA FORM 08-6231

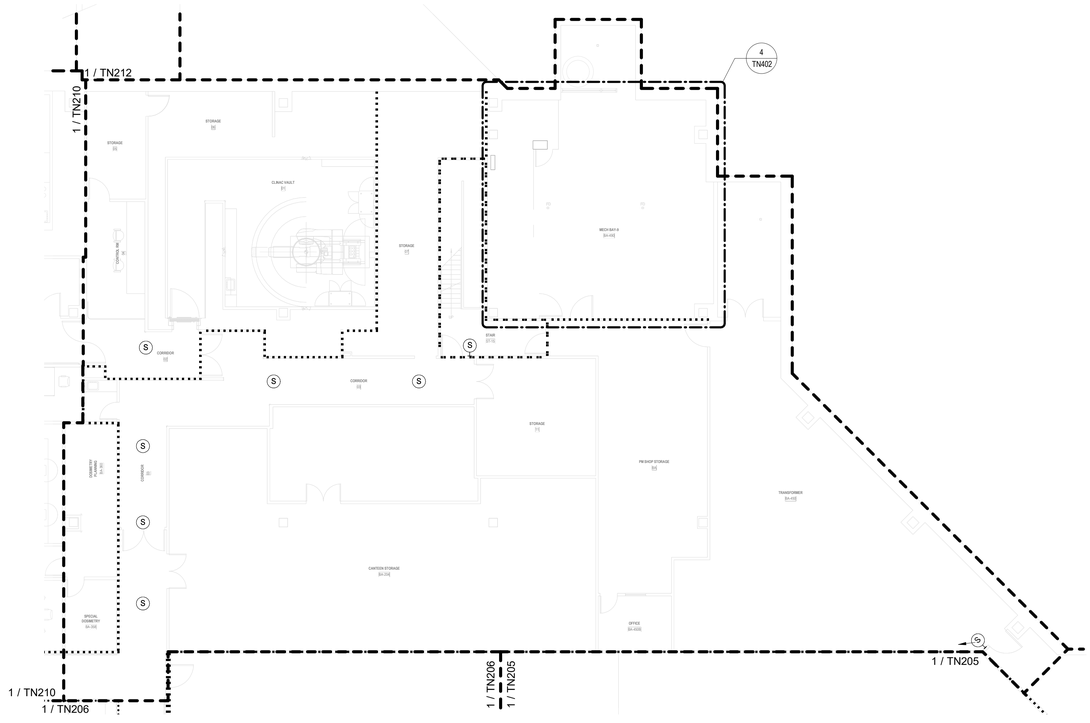

TELECOMMUNICATIONS GENERAL NOTES

A. DRAWING IS DIAGRAMMATIC IN NATURE AND IS NOT TO BE CONSTRUED AS ALL INCLUSIVE; FIELD VERIFY EXISTING CONDITIONS AND ADJUST WORK AS REQUIRED TO EXECUTE SPECIFIED WORK.

B. EXISTING CONDITIONS INDICATED ARE BASED ON GENERAL FIELD NOTES AND HISTORICAL DATA AND DOCUMENTATION AND ARE FOR REFERENCE PURPOSES ONLY TO DEFINE SCOPE OF WORK; FIELD VERIFY ALL CONDITIONS.

C. THIS SITE IS AN ACTIVE WORKING ENVIRONMENT; SYSTEMS SHALL NOT BE SHUTDOWN WITHOUT WRITTEN AUTHORIZATION; ALL REQUESTS SHALL BE SUBMITTED IN WRITING A MINIMUM OF TEN (10) WORKING-DAYS PRIOR TO PROPOSED ACTIVITY DATE OR NEED UNLESS DIRECTED OTHERWISE.

D. SEE T-001 TELECOMMUNICATIONS COVER SHEET FOR SYMBOLS DEFINITION:
1. SYMBOLS GRAYED/ HALFTONE: INDICATED FOR REFERENCE AND/OR INDICATING EXISTING UNLESS SPECIFICALLY NOTED OTHERWISE.
2. SYMBOLS DASHED OR SPECIFICALLY KEYED NOTED: INDICATES DEMOLITION WORK.

E. OWNER SHALL HAVE FIRST SALVAGE RIGHTS FOR ANY DEMOLISHED DEVICES OR MATERIAL.

F. REFER TO TN501 FOR SPEAKER MOUNTING DETAILS.

G. CONTRACTOR TO UTILIZE EXISTING SPEAKER PLACEMENTS FOR INSTALLATION OF NEW SPEAKERS WHEREVER POSSIBLE. TEMPORARILY SUPPORT EXISTING SPEAKERS DURING CONSTRUCTION UNTIL NEW SYSTEM HAS BEEN INSTALLED, TESTED, AND ACCEPTED.

PARTITION LEGEND

- EXISTING PARTITION
- EXISTING SMOKE PARTITION/ BARRIER TO BE MAINTAINED
- EXISTING 1 HOUR FIRE RATED PARTITION TO BE MAINTAINED
- EXISTING 2 HOUR FIRE RATED PARTITION TO BE MAINTAINED

NOTE: NOT ALL SYMBOLS MAY BE USED

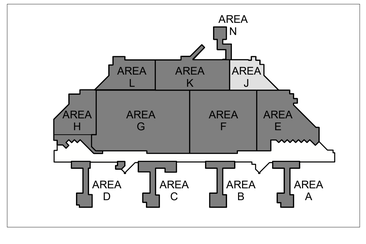

N

1 BLDG 100 - TELECOMMUNICATIONS PLAN - BASEMENT LEVEL - AREA J
3/32" = 1'-0"

FULLY SPRINKLERED

100% BID DOCUMENTS

No.	REVISION DESCRIPTION	DATE

7/18/2025 17:16:33

CONSULTANTS:

ARCHITECT
SPUR DESIGN
312 SW 25TH STREET
OKLAHOMA CITY, OK 73109
(405) 842-6100

MECH / ELEC / PLUMB / TELECOM
SPUR DESIGN
2519 MADISON AVE., STE 100
KANSAS CITY, MO 64108
(913) 369-7200

FIRE PROTECTION ENGINEER
RATED ENGINEERING
609 S. KELLY AVENUE, STE H2
EDMOND, OK 73003
(405) 210-5814

INDUSTRIAL HYGENIST
RIVERFRONT SAFETY & HEALTH
11140 S TOWNE SQUARE, STE 100
ST. LOUIS, MO 63123
(314) 917-0148

PHYSICAL SECURITY
FORCE PROTECT
10901 FRONT BEACH RD, UNIT 1415
PANAMA CITY BEACH, FL 32407
(502) 836-4232

ENGINEER: H2B #: 23-133

H2B, INC.
1225 NORTH LOOP WEST, # 800
HOUSTON, TEXAS 77008
(713) 864-2900

TEXAS FIRM REGISTRATION #: 8856

STAMP:
REGISTERED COMMUNICATIONS DISTRIBUTION DESIGNER
Bicsi
KRISTOPHER G HETLAGE
BICSI ID # 328601
EXPIRES 12-31-27
RCDD
7/16/25

Drawing Title
TELECOMMUNICATIONS PLANS - BUILDING 100 - BASEMENT LEVEL - AREA J

VA Health Care System Approval:

Project Title
REPLACE/UPGRADE CAMPUS OVERHEAD PAGING SYSTEM

Location MICHAEL E. DEBAKEY VAMC
2002 HOLCOMBE BLVD
HOUSTON, TX 77030

Date	Checked	Drawn
07/21/2025	KGH	MDT

Project Number **580-25-101**

Building Number

Drawing Number
TN209
Drawing # 137 OF 231

Veterans Health Administration

VA | U.S. Department of Veterans Affairs

VA FORM 08-6231

TELECOMMUNICATIONS GENERAL NOTES

A. DRAWING IS DIAGRAMMATIC IN NATURE AND IS NOT TO BE CONSTRUED AS ALL INCLUSIVE; FIELD VERIFY EXISTING CONDITIONS AND ADJUST WORK AS REQUIRED TO EXECUTE SPECIFIED WORK.

B. EXISTING CONDITIONS INDICATED ARE BASED ON GENERAL FIELD NOTES AND HISTORICAL DATA AND DOCUMENTATION AND ARE FOR REFERENCE PURPOSES ONLY TO DEFINE SCOPE OF WORK; FIELD VERIFY ALL CONDITIONS.

C. THIS SITE IS AN ACTIVE WORKING ENVIRONMENT; SYSTEMS SHALL NOT BE SHUTDOWN WITHOUT WRITTEN AUTHORIZATION; ALL REQUESTS SHALL BE SUBMITTED IN WRITING A MINIMUM OF TEN (10) WORKING-DAYS PRIOR TO PROPOSED ACTIVITY DATE OR NEED UNLESS DIRECTED OTHERWISE.

D. SEE T-001 TELECOMMUNICATIONS COVER SHEET FOR SYMBOLS DEFINITION:
1. SYMBOLS GRAYED/ HALFTONE: INDICATED FOR REFERENCE AND/OR INDICATING EXISTING UNLESS SPECIFICALLY NOTED OTHERWISE.
2. SYMBOLS DASHED OR SPECIFICALLY KEYED NOTED: INDICATES DEMOLITION WORK.

E. OWNER SHALL HAVE FIRST SALVAGE RIGHTS FOR ANY DEMOLISHED DEVICES OR MATERIAL.

F. REFER TO TN501 FOR SPEAKER MOUNTING DETAILS.

G. CONTRACTOR TO UTILIZE EXISTING SPEAKER PLACEMENTS FOR INSTALLATION OF NEW SPEAKERS WHEREVER POSSIBLE. TEMPORARILY SUPPORT EXISTING SPEAKERS DURING CONSTRUCTION UNTIL NEW SYSTEM HAS BEEN INSTALLED, TESTED, AND ACCEPTED.

TELECOMMUNICATIONS KEYNOTES

1	PA INTERACTIVE DESKTOP INTERFACE CONSOLE: PROVIDE A 2-PORT WAO WITHIN THE KNEESPACE OR COUNTERTOP BACK (FIELD VERIFY) AND FIELD ROUTE A 1-1/4"C FROM THE WAL TO THE NEAREST ACCESSIBLE CEILING CAVITY; ROUTE AND TERMINATE CAT-6A CABLING ONTO AN CAT6A RJ-45 JACK; ALL CABLING SHALL BE CONCEALED/PROTECTED; COORDINATE DECKTOP CONSOLE LOCATION WITH VAMC/COR PRIOR TO COMMENCING ROUGH-IN WORK - ADJUST LOCATION AND INSTALLATION WITHIN THE BUILDING AS DIRECTED.

PARTITION LEGEND

- EXISTING PARTITION
- EXISTING SMOKE PARTITION/ BARRIER TO BE MAINTAINED
- EXISTING 1 HOUR FIRE RATED PARTITION TO BE MAINTAINED
- EXISTING 2 HOUR FIRE RATED PARTITION TO BE MAINTAINED

NOTE: NOT ALL SYMBOLS MAY BE USED

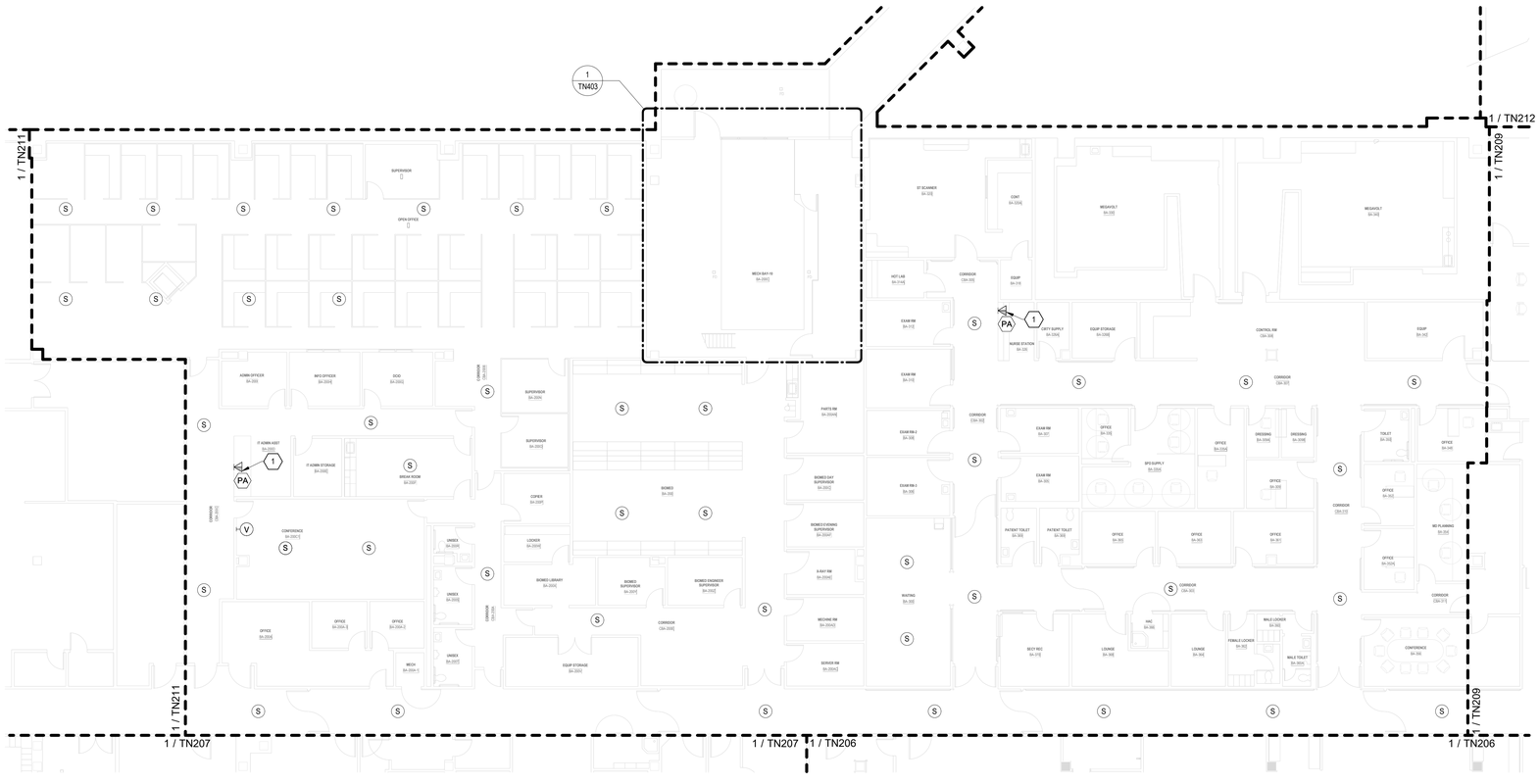
1 / TN403
1 / TN211
1 / TN212
1 / TN209
1 / TN207
1 / TN206
MEDICAL ICU
MEDICAL ICU
MEDICAL ICU

TELECOMMUNICATIONS GENERAL NOTES

A. DRAWING IS DIAGRAMMATIC IN NATURE AND IS NOT TO BE CONSTRUED AS ALL INCLUSIVE; FIELD VERIFY EXISTING CONDITIONS AND ADJUST WORK AS REQUIRED TO EXECUTE SPECIFIED WORK.

B. EXISTING CONDITIONS INDICATED ARE BASED ON GENERAL FIELD NOTES AND HISTORICAL DATA AND DOCUMENTATION AND ARE FOR REFERENCE PURPOSES ONLY TO DEFINE SCOPE OF WORK; FIELD VERIFY ALL CONDITIONS.

C. THIS SITE IS AN ACTIVE WORKING ENVIRONMENT; SYSTEMS SHALL NOT BE SHUTDOWN WITHOUT WRITTEN AUTHORIZATION; ALL REQUESTS SHALL BE SUBMITTED IN WRITING A MINIMUM OF TEN (10) WORKING-DAYS PRIOR TO PROPOSED ACTIVITY DATE OR NEED UNLESS DIRECTED OTHERWISE.

D. SEE T-001 TELECOMMUNICATIONS COVER SHEET FOR SYMBOLS DEFINITION:
1. SYMBOLS GRAYED/ HALFTONE: INDICATED FOR REFERENCE AND/OR INDICATING EXISTING UNLESS SPECIFICALLY NOTED OTHERWISE.
2. SYMBOLS DASHED OR SPECIFICALLY KEYED NOTED: INDICATES DEMOLITION WORK.

E. OWNER SHALL HAVE FIRST SALVAGE RIGHTS FOR ANY DEMOLISHED DEVICES OR MATERIAL.

F. REFER TO TN501 FOR SPEAKER MOUNTING DETAILS.

G. CONTRACTOR TO UTILIZE EXISTING SPEAKER PLACEMENTS FOR INSTALLATION OF NEW SPEAKERS WHEREVER POSSIBLE. TEMPORARILY SUPPORT EXISTING SPEAKERS DURING CONSTRUCTION UNTIL NEW SYSTEM HAS BEEN INSTALLED, TESTED, AND ACCEPTED.

PARTITION LEGEND

- EXISTING PARTITION
- EXISTING SMOKE PARTITION/ BARRIER TO BE MAINTAINED
- EXISTING 1 HOUR FIRE RATED PARTITION TO BE MAINTAINED
- EXISTING 2 HOUR FIRE RATED PARTITION TO BE MAINTAINED

NOTE: NOT ALL SYMBOLS MAY BE USED

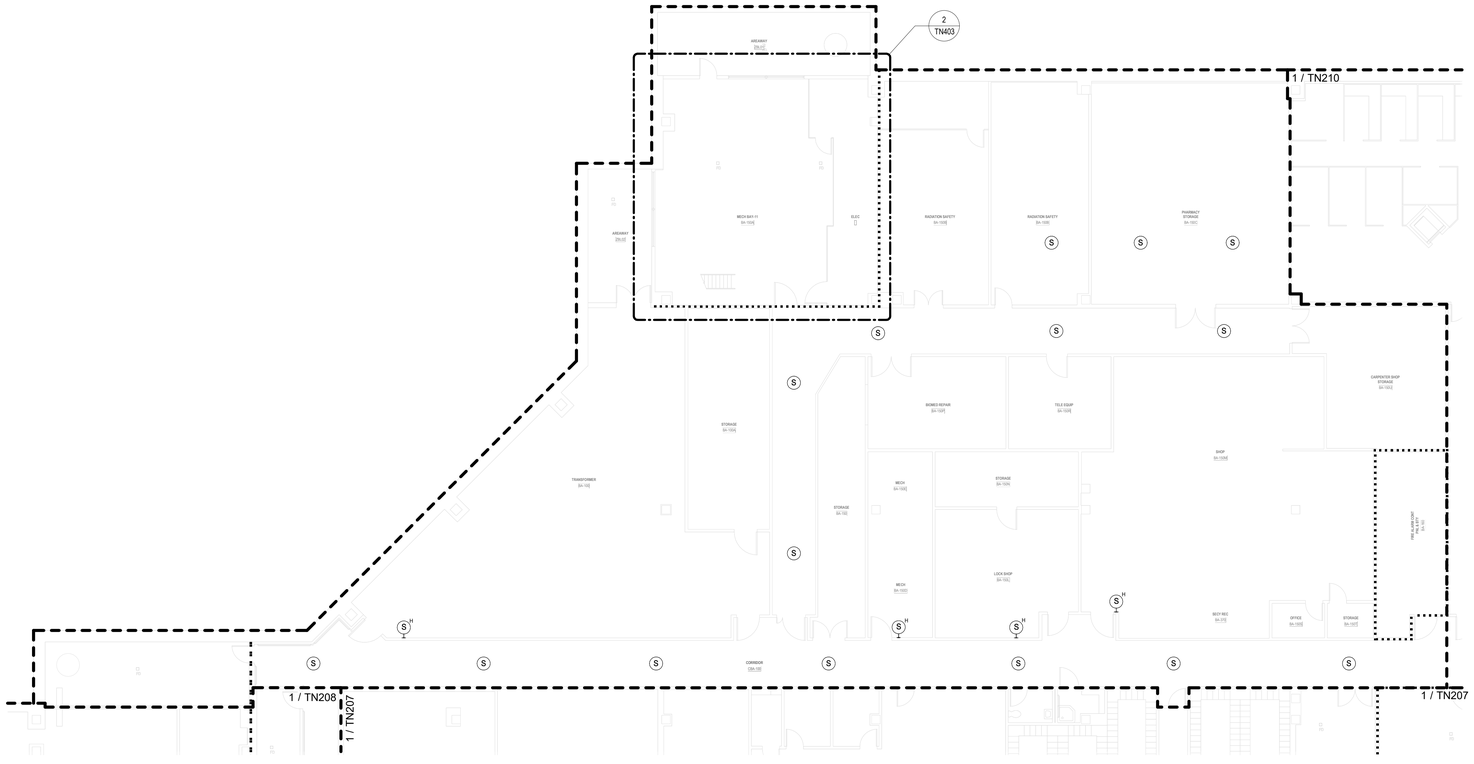

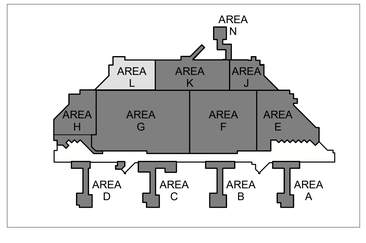

N

1 BLDG 100 - TELECOMMUNICATIONS PLAN - BASEMENT LEVEL - AREA L
3/32" = 1'-0"

FULLY SPRINKLERED

100% BID DOCUMENTS

No.	REVISION DESCRIPTION	DATE

7/18/2025 17:16:41

CONSULTANTS:

ARCHITECT
SPUR DESIGN
312 SW 25TH STREET
OKLAHOMA CITY, OK 73109
(405) 842-6100

MECH / ELEC / PLUMB / TELECOM
SPUR DESIGN
2519 MADISON AVE., STE 100
KANSAS CITY, MO 64108
(913) 369-7200

FIRE PROTECTION ENGINEER
RATED ENGINEERING
609 S. KELLY AVENUE, STE H2
EDMOND, OK 73003
(405) 210-5814

INDUSTRIAL HYGENIST
RIVERFRONT SAFETY & HEALTH
11140 S TOWNE SQUARE, STE 100
ST. LOUIS, MO 63123
(314) 917-0148

PHYSICAL SECURITY
FORCE PROTECT
10901 FRONT BEACH RD, UNIT 1415
PANAMA CITY BEACH, FL 32407
(502) 836-4232

ENGINEER: H2B #: 23-133

H2B

H2B, INC.
1225 NORTH LOOP WEST, # 800
HOUSTON, TEXAS 77008
(713) 864-2900

TEXAS FIRM REGISTRATION #: 8856

STAMP:
REGISTERED COMMUNICATIONS DISTRIBUTION DESIGNER
Bicsi
KRISTOPHER G HETLAGE
BICSI ID # 339601
EXPIRES 12-31-27
RCDD
7/16/25

Drawing Title
TELECOMMUNICATIONS PLANS - BUILDING 100 - BASEMENT LEVEL - AREA L

VA Health Care System Approval:

Project Title
REPLACE/UPGRADE CAMPUS OVERHEAD PAGING SYSTEM

Location: MICHAEL E. DEBAKEY VAMC, 2002 HOLCOMBE BLVD, HOUSTON, TX 77030

Date	Checked	Drawn
07/21/2025	KGH	MDT

Project Number: **580-25-101**

Building Number:

Drawing Number: **TN211**

Drawing # 139 OF 231

Veterans Health Administration

VA | U.S. Department of Veterans Affairs

VA FORM 08-6231

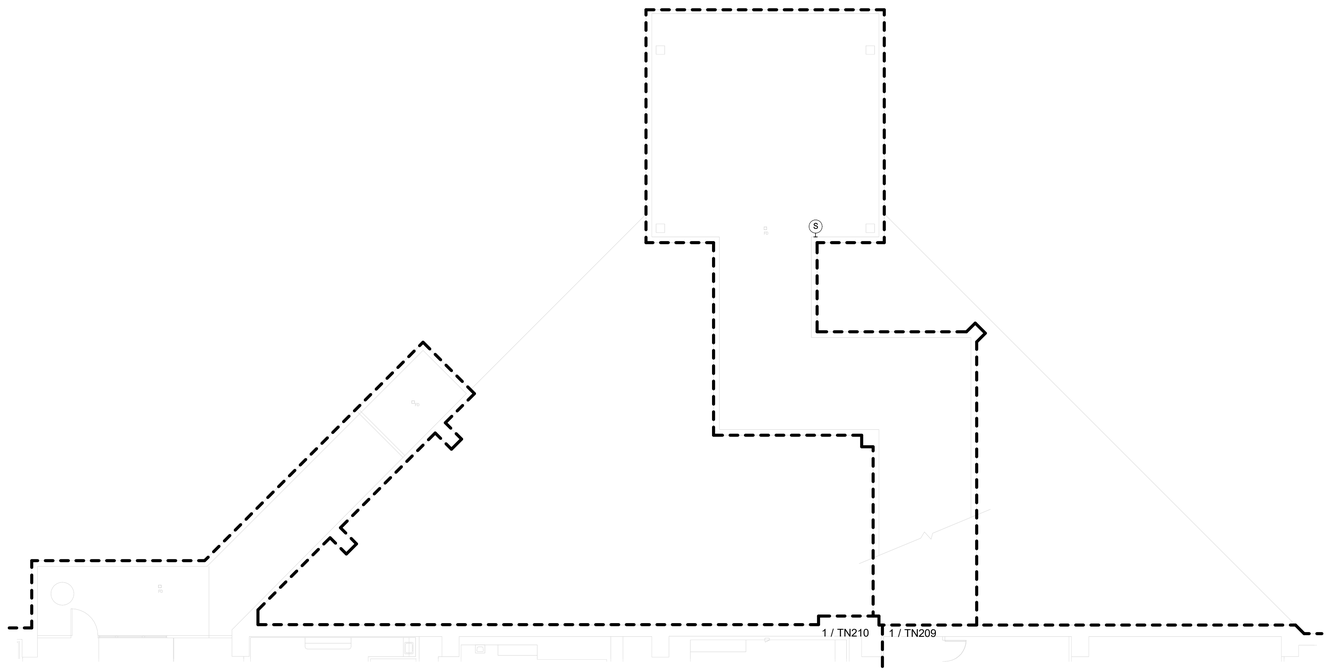

TELECOMMUNICATIONS GENERAL NOTES

A. DRAWING IS DIAGRAMMATIC IN NATURE AND IS NOT TO BE CONSTRUED AS ALL INCLUSIVE; FIELD VERIFY EXISTING CONDITIONS AND ADJUST WORK AS REQUIRED TO EXECUTE SPECIFIED WORK.

B. EXISTING CONDITIONS INDICATED ARE BASED ON GENERAL FIELD NOTES AND HISTORICAL DATA AND DOCUMENTATION AND ARE FOR REFERENCE PURPOSES ONLY TO DEFINE SCOPE OF WORK; FIELD VERIFY ALL CONDITIONS.

C. THIS SITE IS AN ACTIVE WORKING ENVIRONMENT; SYSTEMS SHALL NOT BE SHUTDOWN WITHOUT WRITTEN AUTHORIZATION; ALL REQUESTS SHALL BE SUBMITTED IN WRITING A MINIMUM OF TEN (10) WORKING-DAYS PRIOR TO PROPOSED ACTIVITY DATE OR NEED UNLESS DIRECTED OTHERWISE.

D. SEE T-001 TELECOMMUNICATIONS COVER SHEET FOR SYMBOLS DEFINITION:
1. SYMBOLS GRAYED/ HALFTONE: INDICATED FOR REFERENCE AND/OR INDICATING EXISTING UNLESS SPECIFICALLY NOTED OTHERWISE.
2. SYMBOLS DASHED OR SPECIFICALLY KEYED NOTED: INDICATES DEMOLITION WORK.

E. OWNER SHALL HAVE FIRST SALVAGE RIGHTS FOR ANY DEMOLISHED DEVICES OR MATERIAL.

F. REFER TO TN501 FOR SPEAKER MOUNTING DETAILS.

G. CONTRACTOR TO UTILIZE EXISTING SPEAKER PLACEMENTS FOR INSTALLATION OF NEW SPEAKERS WHEREVER POSSIBLE. TEMPORARILY SUPPORT EXISTING SPEAKERS DURING CONSTRUCTION UNTIL NEW SYSTEM HAS BEEN INSTALLED, TESTED, AND ACCEPTED.

PARTITION LEGEND

- EXISTING PARTITION
- EXISTING SMOKE PARTITION/ BARRIER TO BE MAINTAINED
- EXISTING 1 HOUR FIRE RATED PARTITION TO BE MAINTAINED
- EXISTING 2 HOUR FIRE RATED PARTITION TO BE MAINTAINED

NOTE: NOT ALL SYMBOLS MAY BE USED

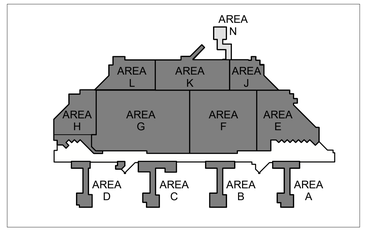

N

1 BLDG 100 - TELECOMMUNICATIONS PLAN - BASEMENT LEVEL - AREA N
3/32" = 1'-0"

FULLY SPRINKLERED

100% BID DOCUMENTS

No.	REVISION DESCRIPTION	DATE

CONSULTANTS:

ARCHITECT
SPUR DESIGN
312 SW 25TH STREET
OKLAHOMA CITY, OK 73109
(405) 842-6100

MECH / ELEC / PLUMB / TELECOM
SPUR DESIGN
2519 MADISON AVE., STE 100
KANSAS CITY, MO 64108
(913) 369-7200

FIRE PROTECTION ENGINEER
RATED ENGINEERING
609 S. KELLY AVENUE, STE H2
EDMOND, OK 73003
(405) 210-5814

INDUSTRIAL HYGENIST
RIVERFRONT SAFETY & HEALTH
11140 S TOWNE SQUARE, STE 100
ST. LOUIS, MO 63123
(314) 917-0148

PHYSICAL SECURITY
FORCE PROTECT
10901 FRONT BEACH RD, UNIT 1415
PANAMA CITY BEACH, FL 32407
(502) 836-4232

ENGINEER: H2B #: 23-133

H2B, INC.
1225 NORTH LOOP WEST, # 800
HOUSTON, TEXAS 77008
(713) 864-2900

TEXAS FIRM REGISTRATION #: 8856

STAMP:
REGISTERED COMMUNICATIONS DISTRIBUTION DESIGNER
BICSI
KRISTOPHER G HETLAGE
BICSI ID # 328601
EXPIRES 12-31-27
RCDD

Drawing Title
TELECOMMUNICATIONS PLANS - BUILDING 100 - BASEMENT LEVEL - AREA N

VA Health Care System Approval:

Project Title
REPLACE/UPGRADE CAMPUS OVERHEAD PAGING SYSTEM

Location MICHAEL E. DEBAKEY VAMC
2002 HOLCOMBE BLVD
HOUSTON, TX 77030

Date	Checked	Drawn
07/21/2025	KGH	MDT

Project Number
580-25-101

Building Number

Drawing Number
TN212
Drawing # 140 OF 231

Veterans Health Administration

VA | U.S. Department of Veterans Affairs

7/18/2025 17:16:44

VA FORM 08-6231

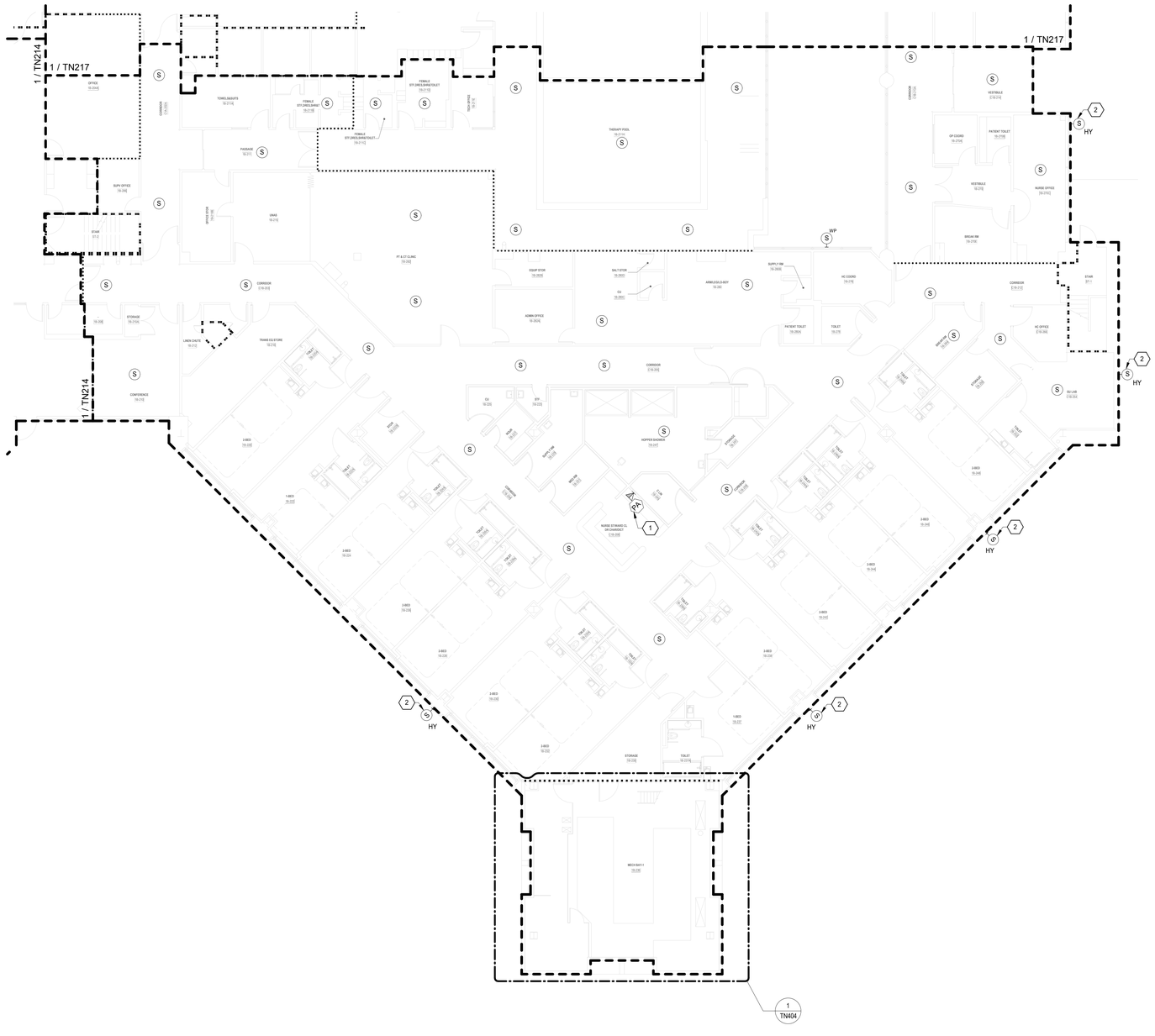

TELECOMMUNICATIONS GENERAL NOTES

A. DRAWING IS DIAGRAMMATIC IN NATURE AND IS NOT TO BE CONSTRUED AS ALL INCLUSIVE; FIELD VERIFY EXISTING CONDITIONS AND ADJUST WORK AS REQUIRED TO EXECUTE SPECIFIED WORK.

B. EXISTING CONDITIONS INDICATED ARE BASED ON GENERAL FIELD NOTES AND HISTORICAL DATA AND DOCUMENTATION AND ARE FOR REFERENCE PURPOSES ONLY TO DEFINE SCOPE OF WORK; FIELD VERIFY ALL CONDITIONS.

C. THIS SITE IS AN ACTIVE WORKING ENVIRONMENT; SYSTEMS SHALL NOT BE SHUTDOWN WITHOUT WRITTEN AUTHORIZATION; ALL REQUESTS SHALL BE SUBMITTED IN WRITING A MINIMUM OF TEN (10) WORKING-DAYS PRIOR TO PROPOSED ACTIVITY DATE OR NEED UNLESS DIRECTED OTHERWISE.

D. SEE T-001 TELECOMMUNICATIONS COVER SHEET FOR SYMBOLS DEFINITION:
1. SYMBOLS GRAYED/ HALFTONE: INDICATED FOR REFERENCE AND/OR INDICATING EXISTING UNLESS SPECIFICALLY NOTED OTHERWISE.
2. SYMBOLS DASHED OR SPECIFICALLY KEYED NOTED: INDICATES DEMOLITION WORK.

E. OWNER SHALL HAVE FIRST SALVAGE RIGHTS FOR ANY DEMOLISHED DEVICES OR MATERIAL.

F. REFER TO TN501 FOR SPEAKER MOUNTING DETAILS.

G. CONTRACTOR TO UTILIZE EXISTING SPEAKER PLACEMENTS FOR INSTALLATION OF NEW SPEAKERS WHEREVER POSSIBLE. TEMPORARILY SUPPORT EXISTING SPEAKERS DURING CONSTRUCTION UNTIL NEW SYSTEM HAS BEEN INSTALLED, TESTED, AND ACCEPTED.

TELECOMMUNICATIONS KEYNOTES

#	
1	INTERACTIVE DESKTOP PA USER INTERFACE CONSOLE; PROVIDE CAT6A WORKSTATION OUTLET AND CABLING BACK TO SERVING ZONE NETWORK CABINET; COORDINATE FINAL LOCATION WITH VAMC.
2	HORN-TYPE SPEAKERS MOUNTED TO FACE OF BUILDING; PAINT TO MATCH AS APPROVED AND DRIECTED BY VAMC.

PARTITION LEGEND

- EXISTING PARTITION
- EXISTING SMOKE PARTITION/ BARRIER TO BE MAINTAINED
- EXISTING 1 HOUR FIRE RATED PARTITION TO BE MAINTAINED
- EXISTING 2 HOUR FIRE RATED PARTITION TO BE MAINTAINED

NOTE: NOT ALL SYMBOLS MAY BE USED

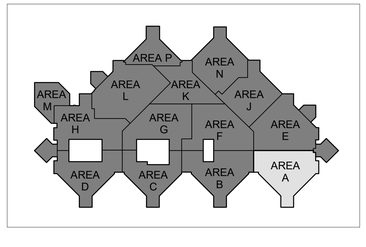

N

1 BLDG 100 - TELECOMMUNICATIONS PLAN - LEVEL 1 - AREA A
3/32" = 1'-0"

FULLY SPRINKLERED

100% BID DOCUMENTS

No.	REVISION DESCRIPTION	DATE

7/18/2025 17:16:57

CONSULTANTS:

ARCHITECT
SPUR DESIGN
312 SW 25TH STREET
OKLAHOMA CITY, OK 73109
(405) 842-6100

MECH / ELEC / PLUMB / TELECOM
SPUR DESIGN
2519 MADISON AVE., STE 100
KANSAS CITY, MO 64108
(913) 369-7200

FIRE PROTECTION ENGINEER
RATED ENGINEERING
609 S. KELLY AVENUE, STE H2
EDMOND, OK 73003
(405) 210-5814

INDUSTRIAL HYGENIST
RIVERFRONT SAFETY & HEALTH
11140 S TOWNE SQUARE, STE 100
ST. LOUIS, MO 63123
(314) 917-0148

PHYSICAL SECURITY
FORCE PROTECT
10901 FRONT BEACH RD, UNIT 1415
PANAMA CITY BEACH, FL 32407
(502) 836-4232

ENGINEER: H2B #: 23-133

H2B

H2B, INC.
1225 NORTH LOOP WEST, # 800
HOUSTON, TEXAS 77008
(713) 864-2900

TEXAS FIRM REGISTRATION #: 8856

STAMP:
REGISTERED COMMUNICATIONS DISTRIBUTION DESIGNER
BICSI
KRISTOPHER G HETLAGE
BICSI ID # 328601
EXPIRES 12-31-27
RCDD
7/16/25

Drawing Title
TELECOMMUNICATIONS PLANS - BUILDING 100 - LEVEL 1 - AREA A

VA Health Care System Approval:

Project Title
REPLACE/UPGRADE CAMPUS OVERHEAD PAGING SYSTEM

Location MICHAEL E. DEBAKEY VAMC
2002 HOLCOMBE BLVD
HOUSTON, TX 77030

Date	Checked	Drawn
07/21/2025	KGH	MDT

Project Number **580-25-101**

Building Number 100

Drawing Number **TN213**

Drawing # 141 OF 231

Veterans Health Administration

VA U.S. Department of Veterans Affairs

VA FORM 08-6231

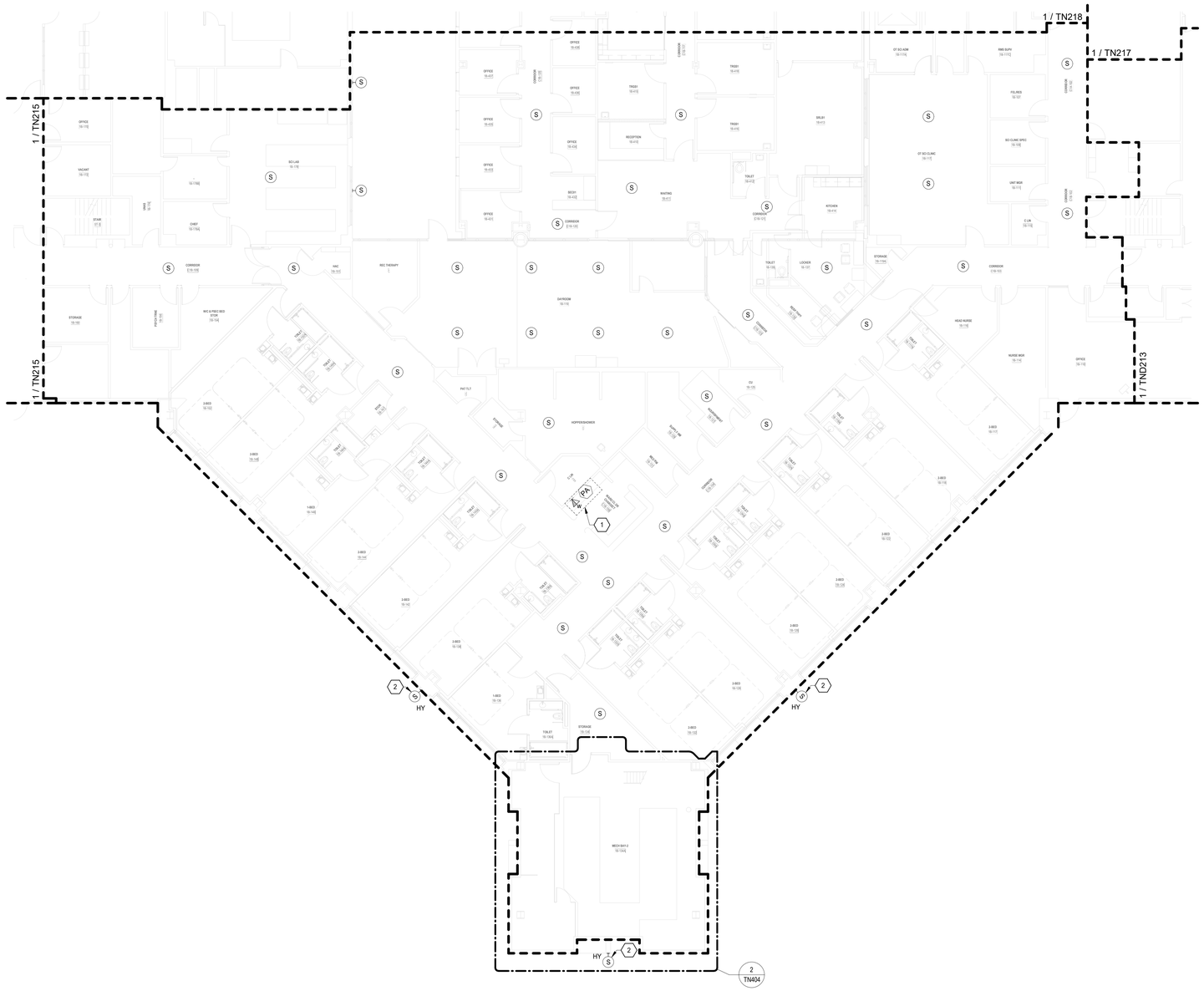

TELECOMMUNICATIONS GENERAL NOTES

A. DRAWING IS DIAGRAMMATIC IN NATURE AND IS NOT TO BE CONSTRUED AS ALL INCLUSIVE; FIELD VERIFY EXISTING CONDITIONS AND ADJUST WORK AS REQUIRED TO EXECUTE SPECIFIED WORK.

B. EXISTING CONDITIONS INDICATED ARE BASED ON GENERAL FIELD NOTES AND HISTORICAL DATA AND DOCUMENTATION AND ARE FOR REFERENCE PURPOSES ONLY TO DEFINE SCOPE OF WORK; FIELD VERIFY ALL CONDITIONS.

C. THIS SITE IS AN ACTIVE WORKING ENVIRONMENT; SYSTEMS SHALL NOT BE SHUTDOWN WITHOUT WRITTEN AUTHORIZATION; ALL REQUESTS SHALL BE SUBMITTED IN WRITING A MINIMUM OF TEN (10) WORKING-DAYS PRIOR TO PROPOSED ACTIVITY DATE OR NEED UNLESS DIRECTED OTHERWISE.

D. SEE T-001 TELECOMMUNICATIONS COVER SHEET FOR SYMBOLS DEFINITION:
1. SYMBOLS GRAYED/ HALFTONE: INDICATED FOR REFERENCE AND/OR INDICATING EXISTING UNLESS SPECIFICALLY NOTED OTHERWISE.
2. SYMBOLS DASHED OR SPECIFICALLY KEYED NOTED: INDICATES DEMOLITION WORK.

E. OWNER SHALL HAVE FIRST SALVAGE RIGHTS FOR ANY DEMOLISHED DEVICES OR MATERIAL.

F. REFER TO TN501 FOR SPEAKER MOUNTING DETAILS.

G. CONTRACTOR TO UTILIZE EXISTING SPEAKER PLACEMENTS FOR INSTALLATION OF NEW SPEAKERS WHEREVER POSSIBLE. TEMPORARILY SUPPORT EXISTING SPEAKERS DURING CONSTRUCTION UNTIL NEW SYSTEM HAS BEEN INSTALLED, TESTED, AND ACCEPTED.

TELECOMMUNICATIONS KEYNOTES

#	
1	INTERACTIVE DESKTOP PA USER INTERFACE CONSOLE; PROVIDE CAT6A WORKSTATION OUTLET AND CABLING BACK TO SERVING ZONE NETWORK CABINET; COORDINATE FINAL LOCATION WITH VAMC.
2	HORN-TYPE SPEAKERS MOUNTED TO FACE OF BUILDING; PAINT TO MATCH AS APPROVED AND DIRECTED BY VAMC.

PARTITION LEGEND

- EXISTING PARTITION
- EXISTING SMOKE PARTITION/ BARRIER TO BE MAINTAINED
- EXISTING 1 HOUR FIRE RATED PARTITION TO BE MAINTAINED
- EXISTING 2 HOUR FIRE RATED PARTITION TO BE MAINTAINED

NOTE: NOT ALL SYMBOLS MAY BE USED

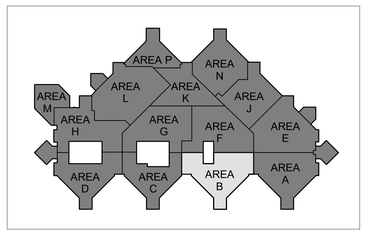

N

1 BLDG 100 - TELECOMMUNICATIONS PLAN - LEVEL 1 - AREA B
3/32" = 1'-0"

FULLY SPRINKLERED

100% BID DOCUMENTS

No.	REVISION DESCRIPTION	DATE

CONSULTANTS:

ARCHITECT
SPUR DESIGN
312 SW 25TH STREET
OKLAHOMA CITY, OK 73109
(405) 842-6100

MECH / ELEC / PLUMB / TELECOM
SPUR DESIGN
2519 MADISON AVE., STE 100
KANSAS CITY, MO 64108
(913) 369-7200

FIRE PROTECTION ENGINEER
RATED ENGINEERING
609 S. KELLY AVENUE, STE H2
EDMOND, OK 73003
(405) 210-5814

INDUSTRIAL HYGENIST
RIVERFRONT SAFETY & HEALTH
11140 S TOWNE SQUARE, STE 100
ST. LOUIS, MO 63123
(314) 917-0148

PHYSICAL SECURITY
FORCE PROTECT
10901 FRONT BEACH RD, UNIT 1415
PANAMA CITY BEACH, FL 32407
(502) 836-4232

ENGINEER: H2B #: 23-133

H2B, INC.
1225 NORTH LOOP WEST, # 800
HOUSTON, TEXAS 77008
(713) 864-2900

TEXAS FIRM REGISTRATION #: 8856

STAMP:
REGISTERED COMMUNICATIONS DISTRIBUTION DESIGNER
BICSI
KRISTOPHER G HETLAGE
BICSI ID # 328601
EXPIRES 12-31-27
RCDD
7/18/25

Drawing Title
TELECOMMUNICATIONS PLANS - BUILDING 100 - LEVEL 1 - AREA B

VA Health Care System Approval:

Project Title
REPLACE/UPGRADE CAMPUS OVERHEAD PAGING SYSTEM

Location MICHAEL E. DEBAKEY VAMC
2002 HOLCOMBE BLVD
HOUSTON, TX 77030

Date **07/21/2025** | Checked KGH | Drawn MDT

Project Number **580-25-101**

Building Number 100

Drawing Number
TN214
Drawing # 142 OF 231

Veterans Health Administration

VA U.S. Department of Veterans Affairs

7/18/2025 17:17:14

VA FORM 08-6231

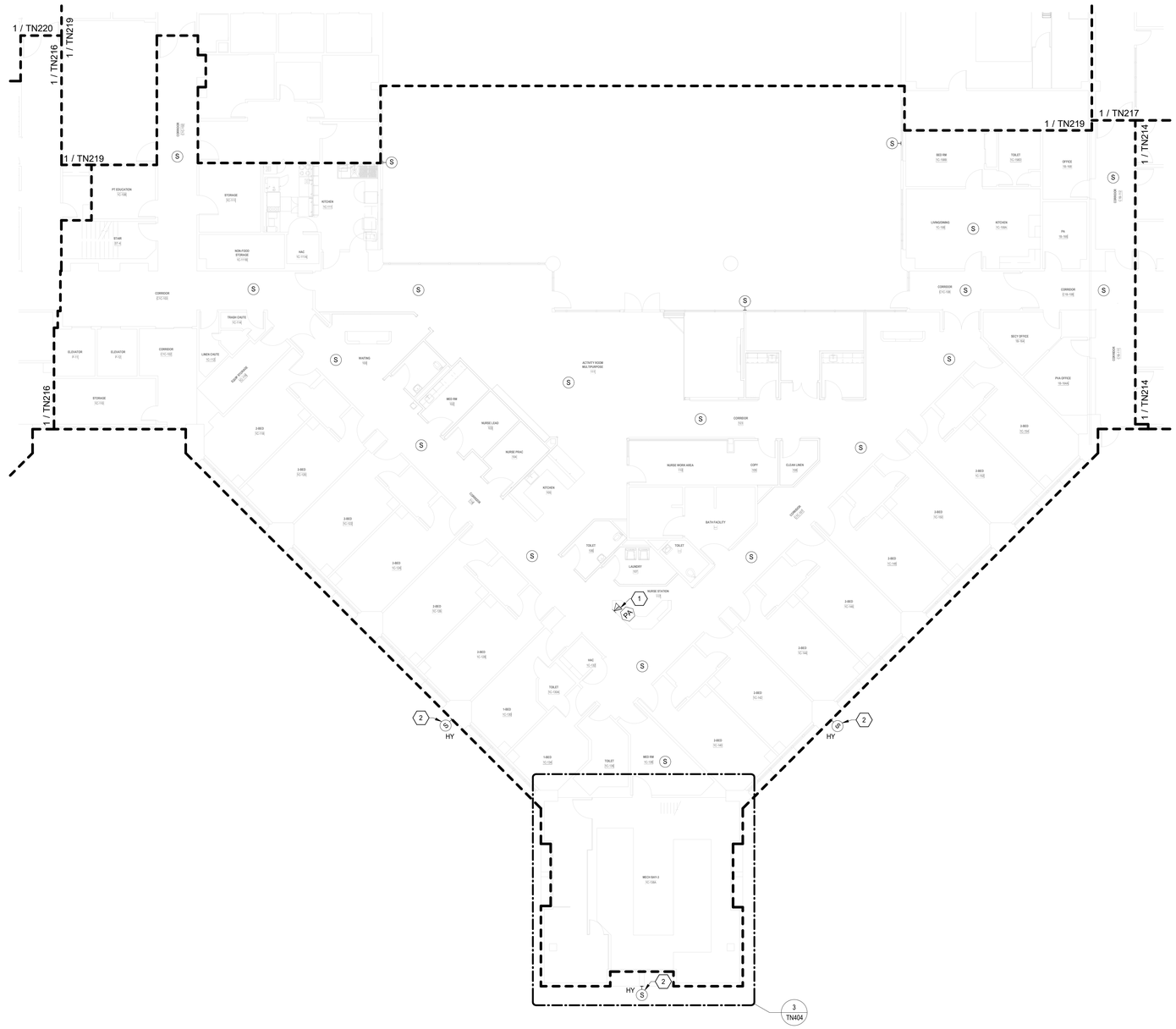

TELECOMMUNICATIONS GENERAL NOTES

A. DRAWING IS DIAGRAMMATIC IN NATURE AND IS NOT TO BE CONSTRUED AS ALL INCLUSIVE; FIELD VERIFY EXISTING CONDITIONS AND ADJUST WORK AS REQUIRED TO EXECUTE SPECIFIED WORK.

B. EXISTING CONDITIONS INDICATED ARE BASED ON GENERAL FIELD NOTES AND HISTORICAL DATA AND DOCUMENTATION AND ARE FOR REFERENCE PURPOSES ONLY TO DEFINE SCOPE OF WORK; FIELD VERIFY ALL CONDITIONS.

C. THIS SITE IS AN ACTIVE WORKING ENVIRONMENT; SYSTEMS SHALL NOT BE SHUTDOWN WITHOUT WRITTEN AUTHORIZATION; ALL REQUESTS SHALL BE SUBMITTED IN WRITING A MINIMUM OF TEN (10) WORKING-DAYS PRIOR TO PROPOSED ACTIVITY DATE OR NEED UNLESS DIRECTED OTHERWISE.

D. SEE T-001 TELECOMMUNICATIONS COVER SHEET FOR SYMBOLS DEFINITION:
1. SYMBOLS GRAYED/ HALFTONE: INDICATED FOR REFERENCE AND/OR INDICATING EXISTING UNLESS SPECIFICALLY NOTED OTHERWISE.
2. SYMBOLS DASHED OR SPECIFICALLY KEYED NOTED: INDICATES DEMOLITION WORK.

E. OWNER SHALL HAVE FIRST SALVAGE RIGHTS FOR ANY DEMOLISHED DEVICES OR MATERIAL.

F. REFER TO TN501 FOR SPEAKER MOUNTING DETAILS.

G. CONTRACTOR TO UTILIZE EXISTING SPEAKER PLACEMENTS FOR INSTALLATION OF NEW SPEAKERS WHEREVER POSSIBLE. TEMPORARILY SUPPORT EXISTING SPEAKERS DURING CONSTRUCTION UNTIL NEW SYSTEM HAS BEEN INSTALLED, TESTED, AND ACCEPTED.

TELECOMMUNICATIONS KEYNOTES

#	
1	INTERACTIVE DESKTOP PA USER INTERFACE CONSOLE; PROVIDE CAT6A WORKSTATION OUTLET AND CABLING BACK TO SERVING ZONE NETWORK CABINET; COORDINATE FINAL LOCATION WITH VAMC.
2	HORN-TYPE SPEAKERS MOUNTED TO FACE OF BUILDING; PAINT TO MATCH AS APPROVED AND DIRECTED BY VAMC.

PARTITION LEGEND

- EXISTING PARTITION
- EXISTING SMOKE PARTITION/ BARRIER TO BE MAINTAINED
- EXISTING 1 HOUR FIRE RATED PARTITION TO BE MAINTAINED
- EXISTING 2 HOUR FIRE RATED PARTITION TO BE MAINTAINED

NOTE: NOT ALL SYMBOLS MAY BE USED

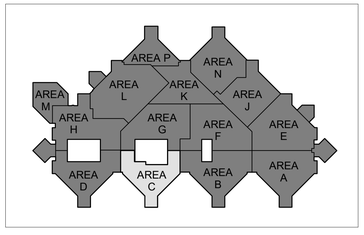

N

1 BLDG 100 - TELECOMMUNICATIONS PLAN - LEVEL 1 - AREA C
3/32" = 1'-0"

FULLY SPRINKLERED

100% BID DOCUMENTS

No.	REVISION DESCRIPTION	DATE

CONSULTANTS:

ARCHITECT
SPUR DESIGN
312 SW 25TH STREET
OKLAHOMA CITY, OK 73109
(405) 842-6100

MECH / ELEC / PLUMB / TELECOM
SPUR DESIGN
2519 MADISON AVE., STE 100
KANSAS CITY, MO 64108
(913) 369-7200

FIRE PROTECTION ENGINEER
RATED ENGINEERING
609 S. KELLY AVENUE, STE H2
EDMOND, OK 73003
(405) 210-5814

INDUSTRIAL HYGENIST
RIVERFRONT SAFETY & HEALTH
11140 S TOWNE SQUARE, STE 100
ST. LOUIS, MO 63123
(314) 917-0148

PHYSICAL SECURITY
FORCE PROTECT
10901 FRONT BEACH RD, UNIT 1415
PANAMA CITY BEACH, FL 32407
(502) 836-4232

ENGINEER: H2B #: 23-133

H2B, INC.
1225 NORTH LOOP WEST, # 800
HOUSTON, TEXAS 77008
(713) 864-2900

TEXAS FIRM REGISTRATION #: 8856

STAMP:
REGISTERED COMMUNICATIONS DISTRIBUTION DESIGNER
BICSI
KRISTOPHER Q. HETLAGE
BICSI ID # 328601
EXPIRES 12-31-27
RCDD
7/14/25

Drawing Title
TELECOMMUNICATIONS PLANS - BUILDING 100 - LEVEL 1 - AREA C

VA Health Care System Approval:

Project Title
REPLACE/UPGRADE CAMPUS OVERHEAD PAGING SYSTEM

Location MICHAEL E. DEBAKEY VAMC
2002 HOLCOMBE BLVD
HOUSTON, TX 77030

Date	Checked	Drawn
07/21/2025	KGH	MDT

Project Number
580-25-101

Building Number

Drawing Number
TN215
Drawing # 143 OF 231

Veterans Health Administration

VA | U.S. Department of Veterans Affairs

7/18/2025 17:17:28

VA FORM 08-6231

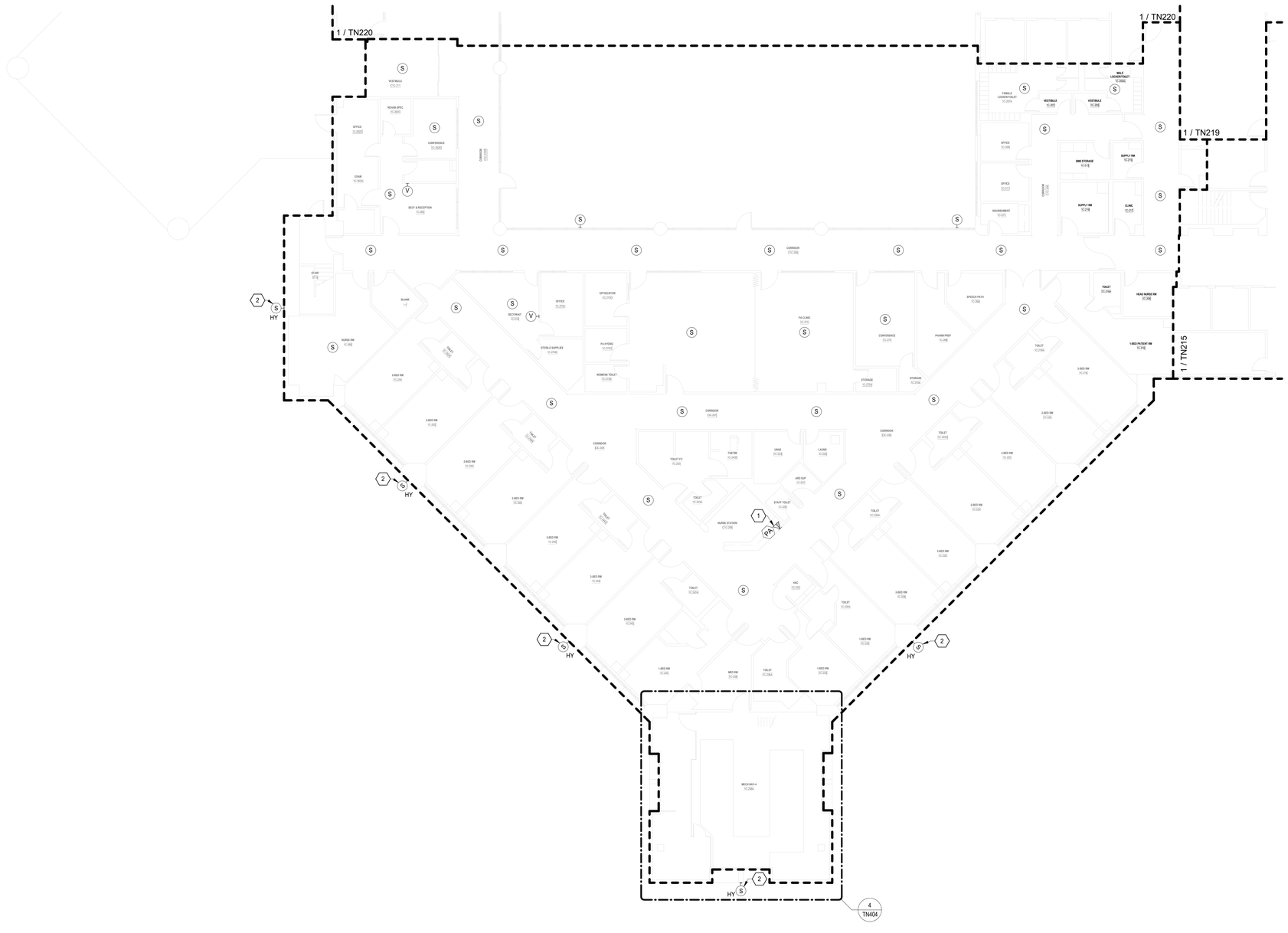

TELECOMMUNICATIONS GENERAL NOTES

A. DRAWING IS DIAGRAMMATIC IN NATURE AND IS NOT TO BE CONSTRUED AS ALL INCLUSIVE; FIELD VERIFY EXISTING CONDITIONS AND ADJUST WORK AS REQUIRED TO EXECUTE SPECIFIED WORK.

B. EXISTING CONDITIONS INDICATED ARE BASED ON GENERAL FIELD NOTES AND HISTORICAL DATA AND DOCUMENTATION AND ARE FOR REFERENCE PURPOSES ONLY TO DEFINE SCOPE OF WORK; FIELD VERIFY ALL CONDITIONS.

C. THIS SITE IS AN ACTIVE WORKING ENVIRONMENT; SYSTEMS SHALL NOT BE SHUTDOWN WITHOUT WRITTEN AUTHORIZATION; ALL REQUESTS SHALL BE SUBMITTED IN WRITING A MINIMUM OF TEN (10) WORKING-DAYS PRIOR TO PROPOSED ACTIVITY DATE OR NEED UNLESS DIRECTED OTHERWISE.

D. SEE T-001 TELECOMMUNICATIONS COVER SHEET FOR SYMBOLS DEFINITION:
1. SYMBOLS GRAYED/ HALFTONE: INDICATED FOR REFERENCE AND/OR INDICATING EXISTING UNLESS SPECIFICALLY NOTED OTHERWISE.
2. SYMBOLS DASHED OR SPECIFICALLY KEYED NOTED: INDICATES DEMOLITION WORK.

E. OWNER SHALL HAVE FIRST SALVAGE RIGHTS FOR ANY DEMOLISHED DEVICES OR MATERIAL.

F. REFER TO TN501 FOR SPEAKER MOUNTING DETAILS.

G. CONTRACTOR TO UTILIZE EXISTING SPEAKER PLACEMENTS FOR INSTALLATION OF NEW SPEAKERS WHEREVER POSSIBLE. TEMPORARILY SUPPORT EXISTING SPEAKERS DURING CONSTRUCTION UNTIL NEW SYSTEM HAS BEEN INSTALLED, TESTED, AND ACCEPTED.

TELECOMMUNICATIONS KEYNOTES

#	
1	INTERACTIVE DESKTOP PA USER INTERFACE CONSOLE; PROVIDE CAT6A WORKSTATION OUTLET AND CABLING BACK TO SERVING ZONE NETWORK CABINET; COORDINATE FINAL LOCATION WITH VAMC.
2	HORN-TYPE SPEAKERS MOUNTED TO FACE OF BUILDING; PAINT TO MATCH AS APPROVED AND DIRECTED BY VAMC.

PARTITION LEGEND

- EXISTING PARTITION
- EXISTING SMOKE PARTITION/ BARRIER TO BE MAINTAINED
- EXISTING 1 HOUR FIRE RATED PARTITION TO BE MAINTAINED
- EXISTING 2 HOUR FIRE RATED PARTITION TO BE MAINTAINED

NOTE: NOT ALL SYMBOLS MAY BE USED

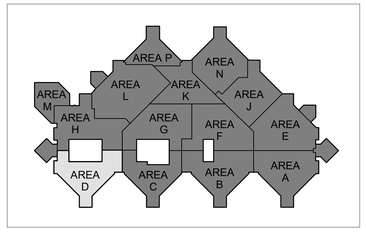

N

1 BLDG 100 - TELECOMMUNICATIONS PLAN - LEVEL 1 - AREA D
3/32" = 1'-0"

FULLY SPRINKLERED

100% BID DOCUMENTS

No.	REVISION DESCRIPTION	DATE

7/18/2025 17:17:44

CONSULTANTS:

ARCHITECT
SPUR DESIGN
312 SW 25TH STREET
OKLAHOMA CITY, OK 73109
(405) 842-6100

MECH / ELEC / PLUMB / TELECOM
SPUR DESIGN
2519 MADISON AVE., STE 100
KANSAS CITY, MO 64108
(913) 369-7200

FIRE PROTECTION ENGINEER
RATED ENGINEERING
609 S. KELLY AVENUE, STE H2
EDMOND, OK 73003
(405) 210-5814

INDUSTRIAL HYGENIST
RIVERFRONT SAFETY & HEALTH
11140 S TOWNE SQUARE, STE 100
ST. LOUIS, MO 63123
(314) 917-0148

PHYSICAL SECURITY
FORCE PROTECT
10901 FRONT BEACH RD, UNIT 1415
PANAMA CITY BEACH, FL 32407
(502) 836-4232

ENGINEER: H2B #: 23-133

H2B

H2B, INC.
1225 NORTH LOOP WEST, # 800
HOUSTON, TEXAS 77008
(713) 864-2900

TEXAS FIRM REGISTRATION #: 8856

STAMP:
REGISTERED COMMUNICATIONS DISTRIBUTION DESIGNER
Bicsi
KRISTOPHER G HETLAGE
BICSI ID # 325601
EXPIRES 12-31-27
RCDD
7/21/25

Drawing Title
TELECOMMUNICATIONS PLANS - BUILDING 100 - LEVEL 1 - AREA D

VA Health Care System Approval:

Project Title
REPLACE/UPGRADE CAMPUS OVERHEAD PAGING SYSTEM

Location MICHAEL E. DEBAKEY VAMC
2002 HOLCOMBE BLVD
HOUSTON, TX 77030

Date	Checked	Drawn
07/21/2025	KGH	MDT

Project Number **580-25-101**

Building Number

Drawing Number
TN216
Drawing # 144 OF 231

Veterans Health Administration

VA U.S. Department of Veterans Affairs

VA FORM 08-6231

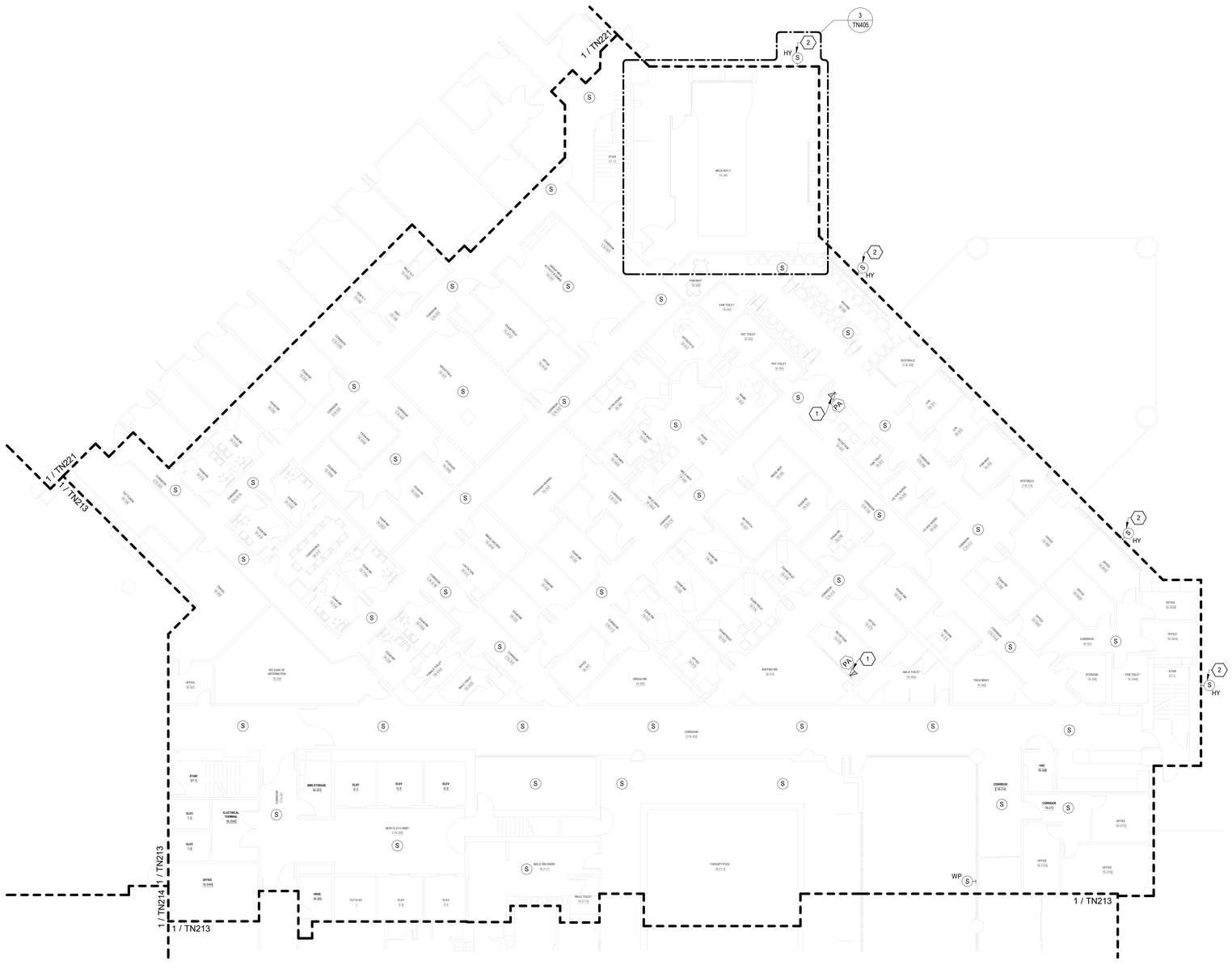

N

1 BLDG 100 - TELECOMMUNICATIONS PLAN - LEVEL 1 - AREA E+
3/32" = 1'-0"

TELECOMMUNICATIONS GENERAL NOTES

A. DRAWING IS DIAGRAMMATIC IN NATURE AND IS NOT TO BE CONSTRUED AS ALL INCLUSIVE; FIELD VERIFY EXISTING CONDITIONS AND ADJUST WORK AS REQUIRED TO EXECUTE SPECIFIED WORK.

B. EXISTING CONDITIONS INDICATED ARE BASED ON GENERAL FIELD NOTES AND HISTORICAL DATA AND DOCUMENTATION AND ARE FOR REFERENCE PURPOSES ONLY TO DEFINE SCOPE OF WORK; FIELD VERIFY ALL CONDITIONS.

C. THIS SITE IS AN ACTIVE WORKING ENVIRONMENT; SYSTEMS SHALL NOT BE SHUTDOWN WITHOUT WRITTEN AUTHORIZATION; ALL REQUESTS SHALL BE SUBMITTED IN WRITING A MINIMUM OF TEN (10) WORKING-DAYS PRIOR TO PROPOSED ACTIVITY DATE OR NEED UNLESS DIRECTED OTHERWISE.

D. SEE T-001 TELECOMMUNICATIONS COVER SHEET FOR SYMBOLS DEFINITION:
1. SYMBOLS GRAYED/ HALFTONE: INDICATED FOR REFERENCE AND/OR INDICATING EXISTING UNLESS SPECIFICALLY NOTED OTHERWISE.
2. SYMBOLS DASHED OR SPECIFICALLY KEYED NOTED: INDICATES DEMOLITION WORK.

E. OWNER SHALL HAVE FIRST SALVAGE RIGHTS FOR ANY DEMOLISHED DEVICES OR MATERIAL.

F. REFER TO TN501 FOR SPEAKER MOUNTING DETAILS.

G. CONTRACTOR TO UTILIZE EXISTING SPEAKER PLACEMENTS FOR INSTALLATION OF NEW SPEAKERS WHEREVER POSSIBLE. TEMPORARILY SUPPORT EXISTING SPEAKERS DURING CONSTRUCTION UNTIL NEW SYSTEM HAS BEEN INSTALLED, TESTED, AND ACCEPTED.

TELECOMMUNICATIONS KEYNOTES

0	
1	INTERACTIVE DESKTOP PA USER INTERFACE CONSOLE; PROVIDE CAT6A WORKSTATION OUTLET AND CABLING BACK TO SERVING ZONE NETWORK CABINET; COORDINATE FINAL LOCATION WITH VAMC.
2	HORN-TYPE SPEAKERS MOUNTED TO FACE OF BUILDING; PAINT TO MATCH AS APPROVED AND DIRECTED BY VAMC.

PARTITION LEGEND

- EXISTING PARTITION
- EXISTING SMOKE PARTITION/ BARRIER TO BE MAINTAINED
- EXISTING 1 HOUR FIRE RATED PARTITION TO BE MAINTAINED
- EXISTING 2 HOUR FIRE RATED PARTITION TO BE MAINTAINED

NOTE: NOT ALL SYMBOLS MAY BE USED

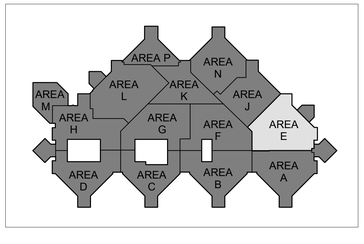

FULLY SPRINKLERED

100% BID DOCUMENTS

No.	REVISION DESCRIPTION	DATE

7/18/2025 17:17:58

CONSULTANTS:

ARCHITECT
SPUR DESIGN
312 SW 25TH STREET
OKLAHOMA CITY, OK 73109
(405) 842-6100

MECH / ELEC / PLUMB / TELECOM
SPUR DESIGN
2519 MADISON AVE., STE 100
KANSAS CITY, MO 64108
(913) 369-7200

FIRE PROTECTION ENGINEER
RATED ENGINEERING
609 S. KELLY AVENUE, STE H2
EDMOND, OK 73003
(405) 210-5814

INDUSTRIAL HYGENIST
RIVERFRONT SAFETY & HEALTH
11140 S TOWNE SQUARE, STE 100
ST. LOUIS, MO 63123
(314) 917-0148

PHYSICAL SECURITY
FORCE PROTECT
10901 FRONT BEACH RD, UNIT 1415
PANAMA CITY BEACH, FL 32407
(502) 836-4232

ENGINEER: H2B #: 23-133

H2B

H2B, INC.
1225 NORTH LOOP WEST, # 800
HOUSTON, TEXAS 77008
(713) 864-2900

TEXAS FIRM REGISTRATION #: 8856

STAMP:
REGISTERED COMMUNICATIONS DISTRIBUTION DESIGNER
BICSI
KRISTOPHER G HETLAGE
BICSI ID # 329601
EXPIRES 12-31-27
RCDD
7/16/25

Drawing Title
TELECOMMUNICATIONS PLANS - BUILDING 100 - LEVEL 1 - AREA E

VA Health Care System Approval:

Project Title
REPLACE/UPGRADE CAMPUS OVERHEAD PAGING SYSTEM

Location MICHAEL E. DEBAKEY VAMC
2002 HOLCOMBE BLVD
HOUSTON, TX 77030

Date	Checked	Drawn
07/21/2025	KGH	MDT

Project Number **580-25-101**

Building Number

Drawing Number
TN217
Drawing # 145 OF 231

Veterans Health Administration

VA | U.S. Department of Veterans Affairs

VA FORM 08-6231

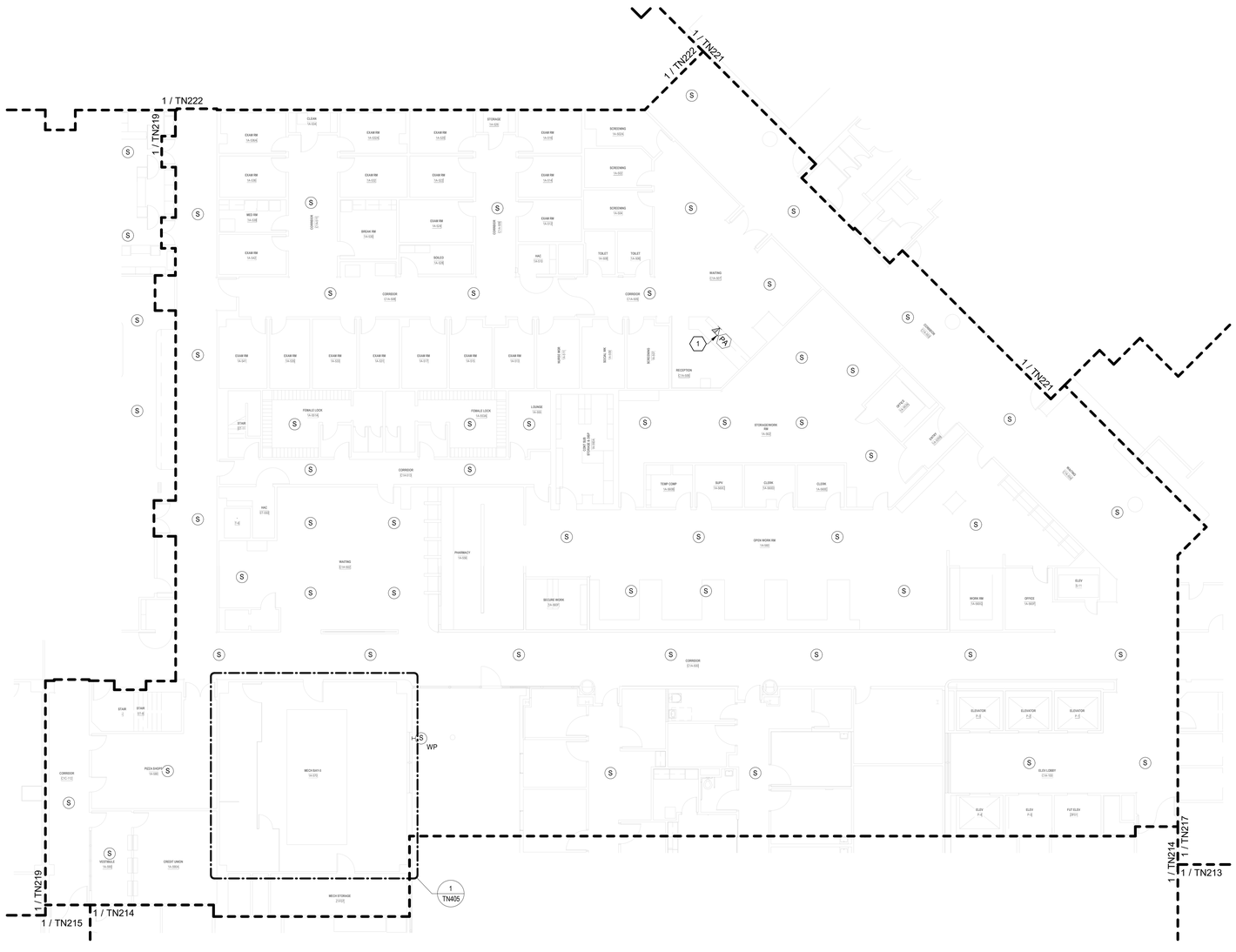

TELECOMMUNICATIONS GENERAL NOTES

A. DRAWING IS DIAGRAMMATIC IN NATURE AND IS NOT TO BE CONSTRUED AS ALL INCLUSIVE; FIELD VERIFY EXISTING CONDITIONS AND ADJUST WORK AS REQUIRED TO EXECUTE SPECIFIED WORK.

B. EXISTING CONDITIONS INDICATED ARE BASED ON GENERAL FIELD NOTES AND HISTORICAL DATA AND DOCUMENTATION AND ARE FOR REFERENCE PURPOSES ONLY TO DEFINE SCOPE OF WORK; FIELD VERIFY ALL CONDITIONS.

C. THIS SITE IS AN ACTIVE WORKING ENVIRONMENT; SYSTEMS SHALL NOT BE SHUTDOWN WITHOUT WRITTEN AUTHORIZATION; ALL REQUESTS SHALL BE SUBMITTED IN WRITING A MINIMUM OF TEN (10) WORKING-DAYS PRIOR TO PROPOSED ACTIVITY DATE OR NEED UNLESS DIRECTED OTHERWISE.

D. SEE T-001 TELECOMMUNICATIONS COVER SHEET FOR SYMBOLS DEFINITION:
1. SYMBOLS GRAYED/ HALFTONE: INDICATED FOR REFERENCE AND/OR INDICATING EXISTING UNLESS SPECIFICALLY NOTED OTHERWISE.
2. SYMBOLS DASHED OR SPECIFICALLY KEYED NOTED: INDICATES DEMOLITION WORK.

E. OWNER SHALL HAVE FIRST SALVAGE RIGHTS FOR ANY DEMOLISHED DEVICES OR MATERIAL.

F. REFER TO TN501 FOR SPEAKER MOUNTING DETAILS.

G. CONTRACTOR TO UTILIZE EXISTING SPEAKER PLACEMENTS FOR INSTALLATION OF NEW SPEAKERS WHEREVER POSSIBLE. TEMPORARILY SUPPORT EXISTING SPEAKERS DURING CONSTRUCTION UNTIL NEW SYSTEM HAS BEEN INSTALLED, TESTED, AND ACCEPTED.

TELECOMMUNICATIONS KEYNOTES

#	
1	INTERACTIVE DESKTOP PA USER INTERFACE CONSOLE; PROVIDE CAT6A WORKSTATION OUTLET AND CABLING BACK TO SERVING ZONE NETWORK CABINET; COORDINATE FINAL LOCATION WITH VAMC.

PARTITION LEGEND

- EXISTING PARTITION
- EXISTING SMOKE PARTITION/ BARRIER TO BE MAINTAINED
- EXISTING 1 HOUR FIRE RATED PARTITION TO BE MAINTAINED
- EXISTING 2 HOUR FIRE RATED PARTITION TO BE MAINTAINED

NOTE: NOT ALL SYMBOLS MAY BE USED

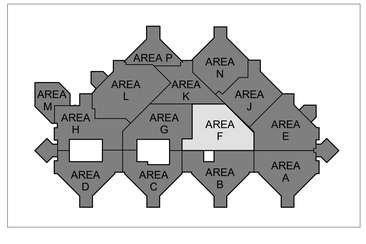

N

1 BLDG 100 - TELECOMMUNICATIONS PLAN - LEVEL 1 - AREA F+
3/32" = 1'-0"

FULLY SPRINKLERED

100% BID DOCUMENTS

No.	REVISION DESCRIPTION	DATE

7/18/2025 17:18:10

CONSULTANTS:

ARCHITECT
SPUR DESIGN
312 SW 25TH STREET
OKLAHOMA CITY, OK 73109
(405) 842-6100

MECH / ELEC / PLUMB / TELECOM
SPUR DESIGN
2519 MADISON AVE., STE 100
KANSAS CITY, MO 64108
(913) 369-7200

FIRE PROTECTION ENGINEER
RATED ENGINEERING
609 S. KELLY AVENUE, STE H2
EDMOND, OK 73003
(405) 210-5814

INDUSTRIAL HYGENIST
RIVERFRONT SAFETY & HEALTH
11140 S TOWNE SQUARE, STE 100
ST. LOUIS, MO 63123
(314) 917-0148

PHYSICAL SECURITY
FORCE PROTECT
10901 FRONT BEACH RD, UNIT 1415
PANAMA CITY BEACH, FL 32407
(502) 836-4232

ENGINEER: H2B #: 23-133

H2B

H2B, INC.
1225 NORTH LOOP WEST, # 800
HOUSTON, TEXAS 77008
(713) 864-2900

TEXAS FIRM REGISTRATION #: 8856

STAMP:
REGISTERED COMMUNICATIONS DISTRIBUTION DESIGNER
BICSI
KRISTOPHER G HETLAGE
BICSI ID # 328601
EXPIRES 12-31-27
RCDD
7/16/25

Drawing Title
TELECOMMUNICATIONS PLANS - BUILDING 100 - LEVEL 1 - AREA F

VA Health Care System Approval:

Project Title
REPLACE/UPGRADE CAMPUS OVERHEAD PAGING SYSTEM

Location MICHAEL E. DEBAKEY VAMC
2002 HOLCOMBE BLVD
HOUSTON, TX 77030

Date	Checked	Drawn
07/21/2025	KGH	MDT

Project Number **580-25-101**

Building Number

Drawing Number
TN218
Drawing # 146 OF 231

Veterans Health Administration

VA | U.S. Department of Veterans Affairs

VA FORM 08-6231

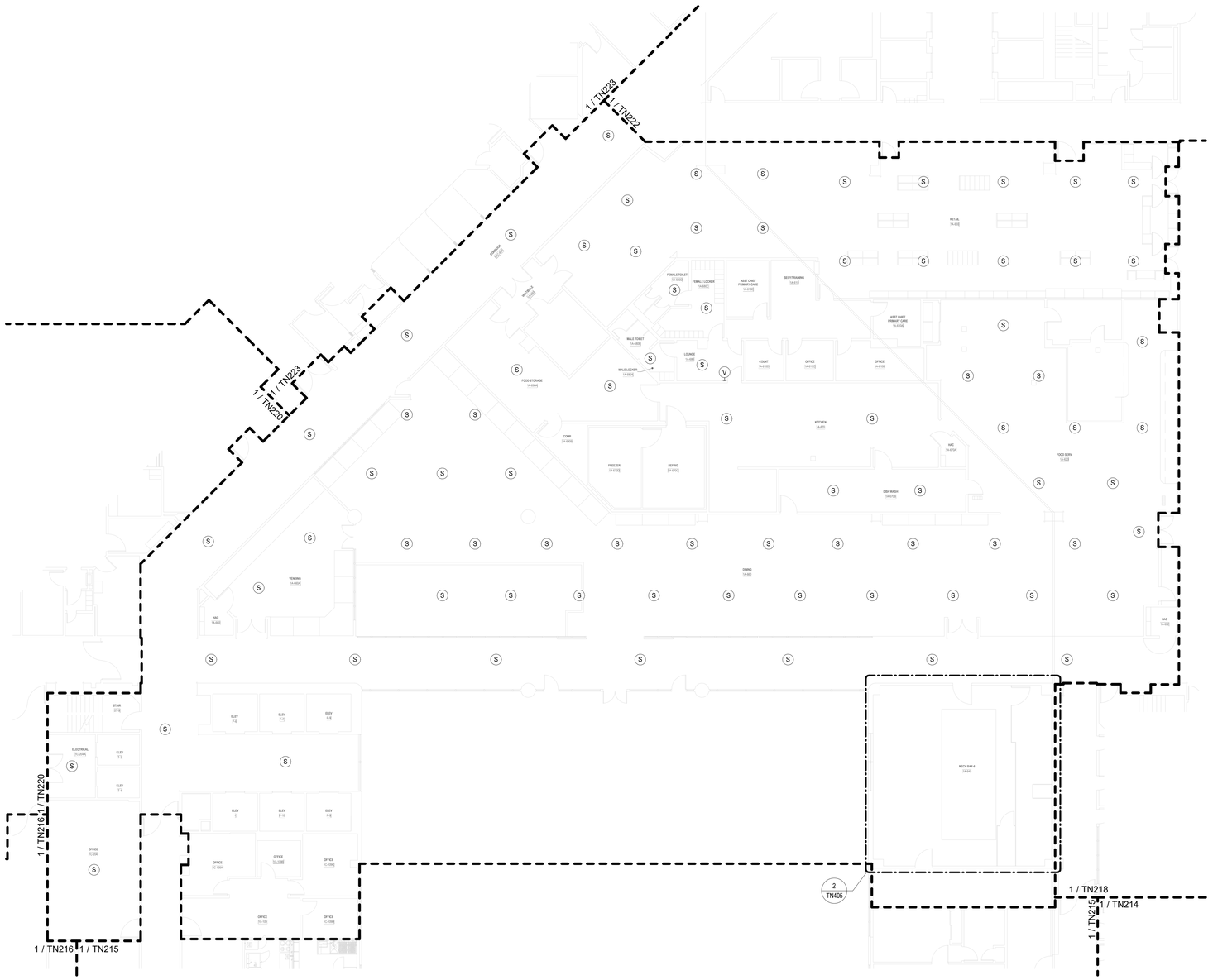

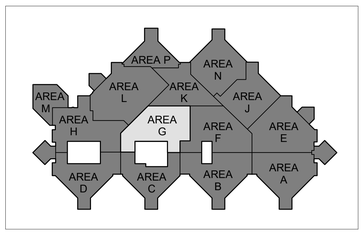

N

1 BLDG 100 - TELECOMMUNICATIONS PLAN - LEVEL 1 - AREA G
3/32" = 1'-0"

TELECOMMUNICATIONS GENERAL NOTES

A. DRAWING IS DIAGRAMMATIC IN NATURE AND IS NOT TO BE CONSTRUED AS ALL INCLUSIVE; FIELD VERIFY EXISTING CONDITIONS AND ADJUST WORK AS REQUIRED TO EXECUTE SPECIFIED WORK.

B. EXISTING CONDITIONS INDICATED ARE BASED ON GENERAL FIELD NOTES AND HISTORICAL DATA AND DOCUMENTATION AND ARE FOR REFERENCE PURPOSES ONLY TO DEFINE SCOPE OF WORK; FIELD VERIFY ALL CONDITIONS.

C. THIS SITE IS AN ACTIVE WORKING ENVIRONMENT; SYSTEMS SHALL NOT BE SHUTDOWN WITHOUT WRITTEN AUTHORIZATION; ALL REQUESTS SHALL BE SUBMITTED IN WRITING A MINIMUM OF TEN (10) WORKING-DAYS PRIOR TO PROPOSED ACTIVITY DATE OR NEED UNLESS DIRECTED OTHERWISE.

D. SEE T-001 TELECOMMUNICATIONS COVER SHEET FOR SYMBOLS DEFINITION:
1. SYMBOLS GRAYED/ HALFTONE: INDICATED FOR REFERENCE AND/OR INDICATING EXISTING UNLESS SPECIFICALLY NOTED OTHERWISE.
2. SYMBOLS DASHED OR SPECIFICALLY KEYED NOTED: INDICATES DEMOLITION WORK.

E. OWNER SHALL HAVE FIRST SALVAGE RIGHTS FOR ANY DEMOLISHED DEVICES OR MATERIAL.

F. REFER TO TN501 FOR SPEAKER MOUNTING DETAILS.

G. CONTRACTOR TO UTILIZE EXISTING SPEAKER PLACEMENTS FOR INSTALLATION OF NEW SPEAKERS WHEREVER POSSIBLE. TEMPORARILY SUPPORT EXISTING SPEAKERS DURING CONSTRUCTION UNTIL NEW SYSTEM HAS BEEN INSTALLED, TESTED, AND ACCEPTED.

PARTITION LEGEND

- EXISTING PARTITION
- EXISTING SMOKE PARTITION/ BARRIER TO BE MAINTAINED
- EXISTING 1 HOUR FIRE RATED PARTITION TO BE MAINTAINED
- EXISTING 2 HOUR FIRE RATED PARTITION TO BE MAINTAINED

NOTE: NOT ALL SYMBOLS MAY BE USED

FULLY SPRINKLERED

100% BID DOCUMENTS

No.	REVISION DESCRIPTION	DATE

CONSULTANTS:

ARCHITECT
SPUR DESIGN
312 SW 25TH STREET
OKLAHOMA CITY, OK 73109
(405) 842-6100

MECH / ELEC / PLUMB / TELECOM
SPUR DESIGN
2519 MADISON AVE., STE 100
KANSAS CITY, MO 64108
(913) 369-7200

FIRE PROTECTION ENGINEER
RATED ENGINEERING
609 S. KELLY AVENUE, STE H2
EDMOND, OK 73003
(405) 210-5814

INDUSTRIAL HYGIENIST
RIVERFRONT SAFETY & HEALTH
11140 S TOWNE SQUARE, STE 100
ST. LOUIS, MO 63123
(314) 917-0148

PHYSICAL SECURITY
FORCE PROTECT
10901 FRONT BEACH RD, UNIT 1415
PANAMA CITY BEACH, FL 32407
(502) 836-4232

ENGINEER: H2B #: 23-133

H2B, INC.
1225 NORTH LOOP WEST, # 800
HOUSTON, TEXAS 77008
(713) 864-2900

TEXAS FIRM REGISTRATION #: 8856

STAMP:
REGISTERED COMMUNICATIONS DISTRIBUTION DESIGNER
BICSI
KRISTOPHER G HETLAGE
BICSI ID # 328601
EXPIRES 12-31-27
RCDD
7/14/25

Drawing Title
TELECOMMUNICATIONS PLANS - BUILDING 100 - LEVEL 1 - AREA G

VA Health Care System Approval:

Project Title
REPLACE/UPGRADE CAMPUS OVERHEAD PAGING SYSTEM

Location MICHAEL E. DEBAKEY VAMC
2002 HOLCOMBE BLVD
HOUSTON, TX 77030

Date	Checked	Drawn
07/21/2025	KGH	MDT

Project Number
580-25-101

Building Number

Drawing Number
TN219
Drawing # 147 OF 231

Veterans Health Administration

VA U.S. Department of Veterans Affairs

7/18/2025 17:18:21

VA FORM 08-6231

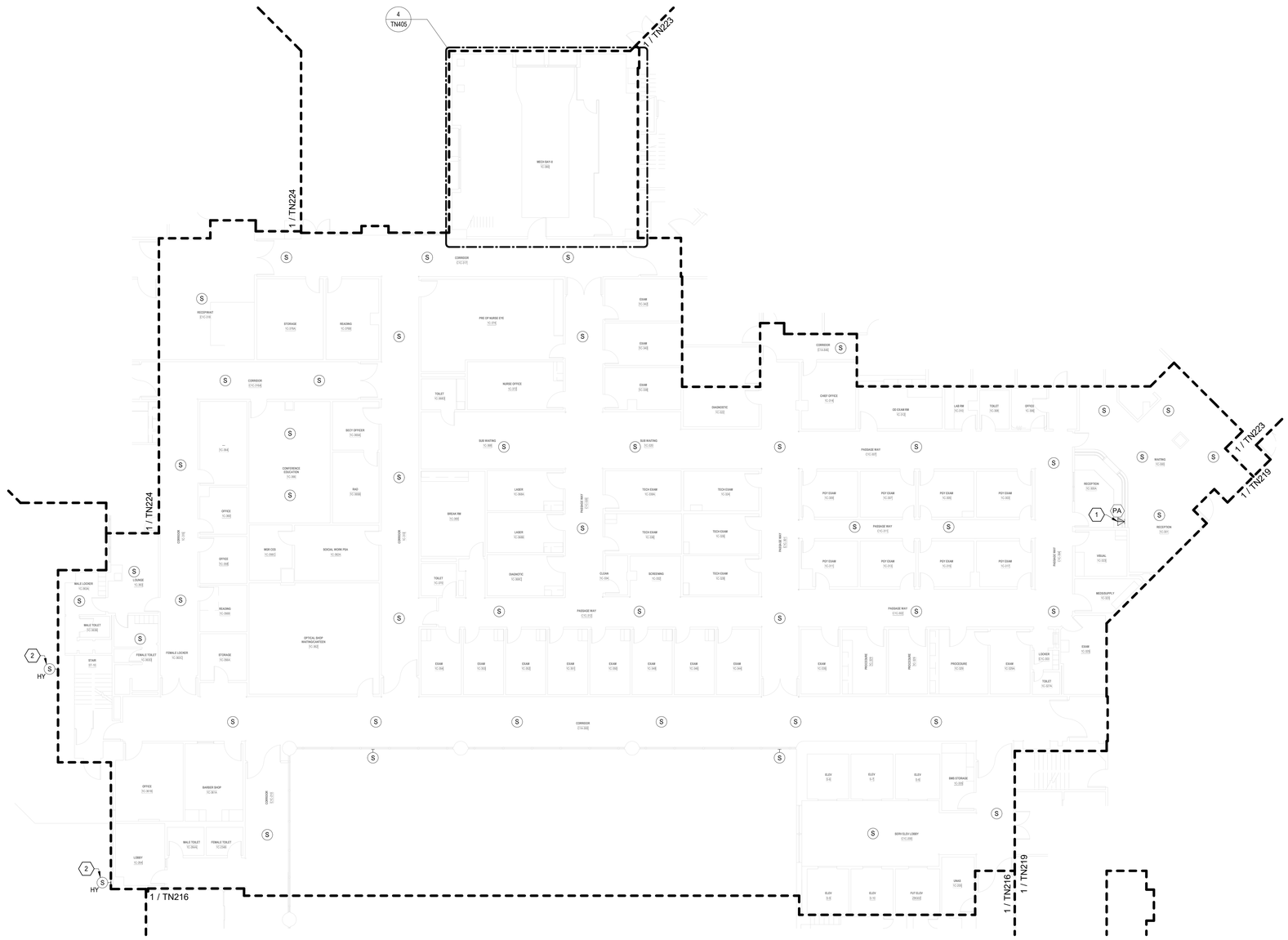

TELECOMMUNICATIONS GENERAL NOTES

A. DRAWING IS DIAGRAMMATIC IN NATURE AND IS NOT TO BE CONSTRUED AS ALL INCLUSIVE; FIELD VERIFY EXISTING CONDITIONS AND ADJUST WORK AS REQUIRED TO EXECUTE SPECIFIED WORK.

B. EXISTING CONDITIONS INDICATED ARE BASED ON GENERAL FIELD NOTES AND HISTORICAL DATA AND DOCUMENTATION AND ARE FOR REFERENCE PURPOSES ONLY TO DEFINE SCOPE OF WORK; FIELD VERIFY ALL CONDITIONS.

C. THIS SITE IS AN ACTIVE WORKING ENVIRONMENT; SYSTEMS SHALL NOT BE SHUTDOWN WITHOUT WRITTEN AUTHORIZATION; ALL REQUESTS SHALL BE SUBMITTED IN WRITING A MINIMUM OF TEN (10) WORKING-DAYS PRIOR TO PROPOSED ACTIVITY DATE OR NEED UNLESS DIRECTED OTHERWISE.

D. SEE T-001 TELECOMMUNICATIONS COVER SHEET FOR SYMBOLS DEFINITION:
1. SYMBOLS GRAYED/ HALFTONE: INDICATED FOR REFERENCE AND/OR INDICATING EXISTING UNLESS SPECIFICALLY NOTED OTHERWISE.
2. SYMBOLS DASHED OR SPECIFICALLY KEYED NOTED: INDICATES DEMOLITION WORK.

E. OWNER SHALL HAVE FIRST SALVAGE RIGHTS FOR ANY DEMOLISHED DEVICES OR MATERIAL.

F. REFER TO TN501 FOR SPEAKER MOUNTING DETAILS.

G. CONTRACTOR TO UTILIZE EXISTING SPEAKER PLACEMENTS FOR INSTALLATION OF NEW SPEAKERS WHEREVER POSSIBLE. TEMPORARILY SUPPORT EXISTING SPEAKERS DURING CONSTRUCTION UNTIL NEW SYSTEM HAS BEEN INSTALLED, TESTED, AND ACCEPTED.

TELECOMMUNICATIONS KEYNOTES

#	
1	INTERACTIVE DESKTOP PA USER INTERFACE CONSOLE; PROVIDE CAT6A WORKSTATION OUTLET AND CABLING BACK TO SERVING ZONE NETWORK CABINET; COORDINATE FINAL LOCATION WITH VAMC.
2	HORN-TYPE SPEAKERS MOUNTED TO FACE OF BUILDING; PAINT TO MATCH AS APPROVED AND DIRECTED BY VAMC.

PARTITION LEGEND

- EXISTING PARTITION
- EXISTING SMOKE PARTITION/ BARRIER TO BE MAINTAINED
- EXISTING 1 HOUR FIRE RATED PARTITION TO BE MAINTAINED
- EXISTING 2 HOUR FIRE RATED PARTITION TO BE MAINTAINED

NOTE: NOT ALL SYMBOLS MAY BE USED

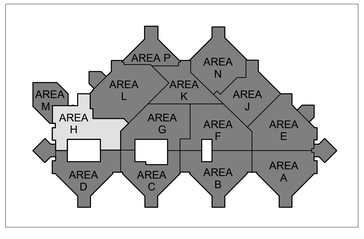

N

1 BLDG 100 - TELECOMMUNICATIONS PLAN - LEVEL 1 - AREA H+
3/32" = 1'-0"

FULLY SPRINKLERED

100% BID DOCUMENTS

No.	REVISION DESCRIPTION	DATE

CONSULTANTS:

ARCHITECT
SPUR DESIGN
312 SW 25TH STREET
OKLAHOMA CITY, OK 73109
(405) 842-6100

MECH / ELEC / PLUMB / TELECOM
SPUR DESIGN
2519 MADISON AVE., STE 100
KANSAS CITY, MO 64108
(913) 369-7200

FIRE PROTECTION ENGINEER
RATED ENGINEERING
609 S. KELLY AVENUE, STE H2
EDMOND, OK 73003
(405) 210-5814

INDUSTRIAL HYGENIST
RIVERFRONT SAFETY & HEALTH
11140 S TOWNE SQUARE, STE 100
ST. LOUIS, MO 63123
(314) 917-0148

PHYSICAL SECURITY
FORCE PROTECT
10901 FRONT BEACH RD, UNIT 1415
PANAMA CITY BEACH, FL 32407
(502) 836-4232

ENGINEER: H2B #: 23-133

H2B, INC.
1225 NORTH LOOP WEST, # 800
HOUSTON, TEXAS 77008
(713) 864-2900

TEXAS FIRM REGISTRATION #: 8856

STAMP:
REGISTERED COMMUNICATIONS DISTRIBUTION DESIGNER
BICSI
KRISTOPHER G HETLAGE
BICSI ID # 328601
EXPIRES 12-31-27
RCDD
7/18/25

Drawing Title
TELECOMMUNICATIONS PLANS - BUILDING 100 - LEVEL 1 - AREA H

VA Health Care System Approval:

Project Title
REPLACE/UPGRADE CAMPUS OVERHEAD PAGING SYSTEM

Location MICHAEL E. DEBAKEY VAMC
2002 HOLCOMBE BLVD
HOUSTON, TX 77030

Date **07/21/2025** | Checked KGH | Drawn MDT

Project Number **580-25-101**

Building Number

Drawing Number
TN220
Drawing # 148 OF 231

Veterans Health Administration

VA U.S. Department of Veterans Affairs

7/18/2025 17:18:36

VA FORM 08-6231

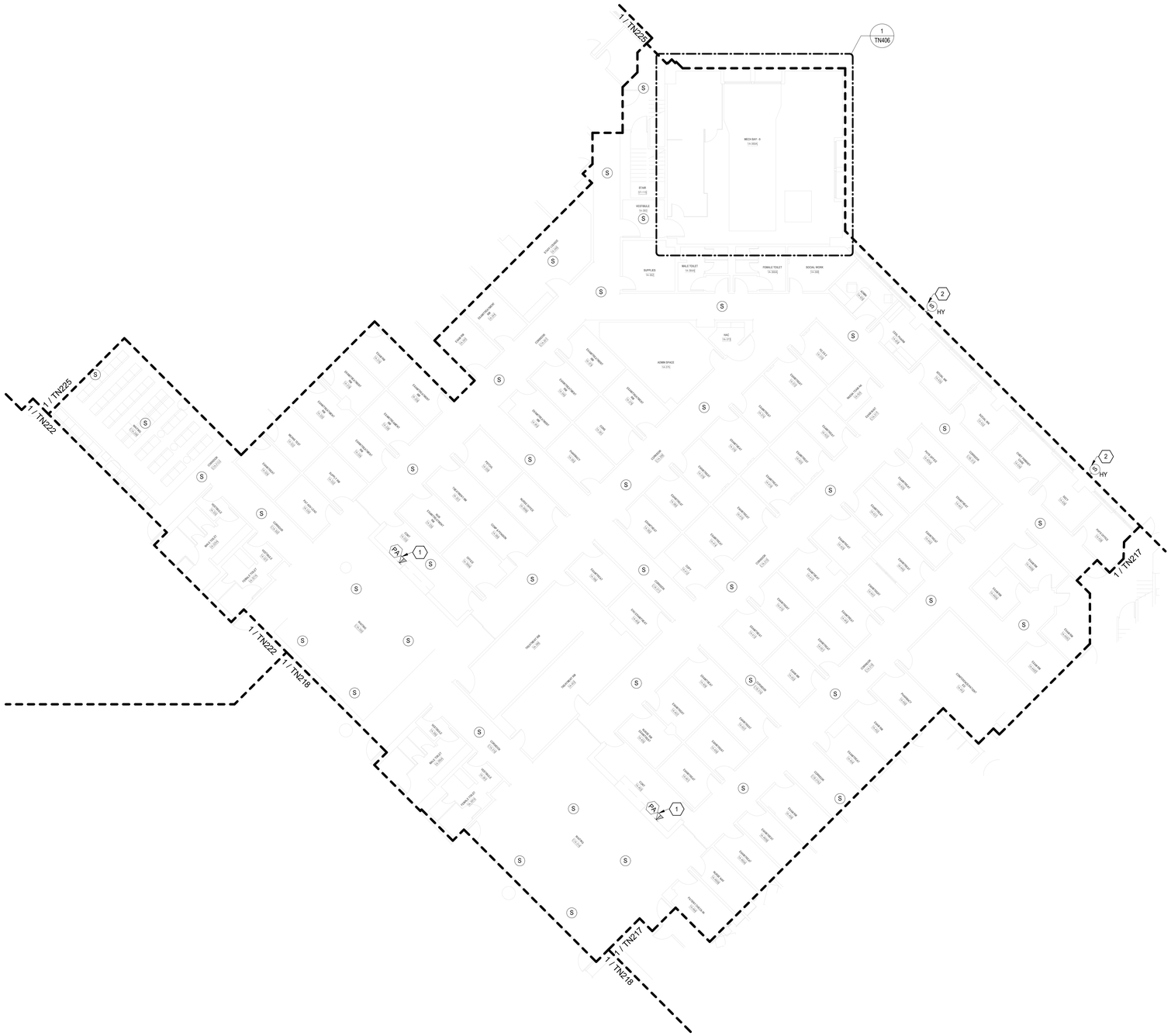

TELECOMMUNICATIONS GENERAL NOTES

A. DRAWING IS DIAGRAMMATIC IN NATURE AND IS NOT TO BE CONSTRUED AS ALL INCLUSIVE; FIELD VERIFY EXISTING CONDITIONS AND ADJUST WORK AS REQUIRED TO EXECUTE SPECIFIED WORK.

B. EXISTING CONDITIONS INDICATED ARE BASED ON GENERAL FIELD NOTES AND HISTORICAL DATA AND DOCUMENTATION AND ARE FOR REFERENCE PURPOSES ONLY TO DEFINE SCOPE OF WORK; FIELD VERIFY ALL CONDITIONS.

C. THIS SITE IS AN ACTIVE WORKING ENVIRONMENT; SYSTEMS SHALL NOT BE SHUTDOWN WITHOUT WRITTEN AUTHORIZATION; ALL REQUESTS SHALL BE SUBMITTED IN WRITING A MINIMUM OF TEN (10) WORKING-DAYS PRIOR TO PROPOSED ACTIVITY DATE OR NEED UNLESS DIRECTED OTHERWISE.

D. SEE T-001 TELECOMMUNICATIONS COVER SHEET FOR SYMBOLS DEFINITION:
1. SYMBOLS GRAYED/ HALFTONE: INDICATED FOR REFERENCE AND/OR INDICATING EXISTING UNLESS SPECIFICALLY NOTED OTHERWISE.
2. SYMBOLS DASHED OR SPECIFICALLY KEYED NOTED: INDICATES DEMOLITION WORK.

E. OWNER SHALL HAVE FIRST SALVAGE RIGHTS FOR ANY DEMOLISHED DEVICES OR MATERIAL.

F. REFER TO TN501 FOR SPEAKER MOUNTING DETAILS.

G. CONTRACTOR TO UTILIZE EXISTING SPEAKER PLACEMENTS FOR INSTALLATION OF NEW SPEAKERS WHEREVER POSSIBLE. TEMPORARILY SUPPORT EXISTING SPEAKERS DURING CONSTRUCTION UNTIL NEW SYSTEM HAS BEEN INSTALLED, TESTED, AND ACCEPTED.

TELECOMMUNICATIONS KEYNOTES

#	
1	INTERACTIVE DESKTOP PA USER INTERFACE CONSOLE; PROVIDE CAT6A WORKSTATION OUTLET AND CABLING BACK TO SERVING ZONE NETWORK CABINET; COORDINATE FINAL LOCATION WITH VAMC.
2	HORN-TYPE SPEAKERS MOUNTED TO FACE OF BUILDING; PAINT TO MATCH AS APPROVED AND DIRECTED BY VAMC.

PARTITION LEGEND

- EXISTING PARTITION
- EXISTING SMOKE PARTITION/ BARRIER TO BE MAINTAINED
- EXISTING 1 HOUR FIRE RATED PARTITION TO BE MAINTAINED
- EXISTING 2 HOUR FIRE RATED PARTITION TO BE MAINTAINED

NOTE: NOT ALL SYMBOLS MAY BE USED

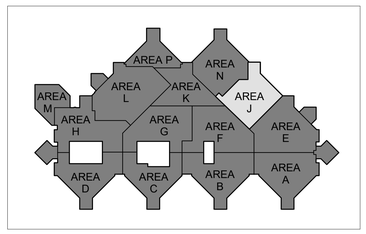

N

1 BLDG 100 - TELECOMMUNICATIONS PLAN - LEVEL 1 - AREA J
3/32" = 1'-0"

FULLY SPRINKLERED

100% BID DOCUMENTS

No.	REVISION DESCRIPTION	DATE

7/18/2025 17:18:49

VA FORM 08-6231

CONSULTANTS:

ARCHITECT
SPUR DESIGN
312 SW 25TH STREET
OKLAHOMA CITY, OK 73109
(405) 842-6100

MECH / ELEC / PLUMB / TELECOM
SPUR DESIGN
2519 MADISON AVE., STE 100
KANSAS CITY, MO 64108
(913) 369-7200

FIRE PROTECTION ENGINEER
RATED ENGINEERING
609 S. KELLY AVENUE, STE H2
EDMOND, OK 73003
(405) 210-5814

INDUSTRIAL HYGENIST
RIVERFRONT SAFETY & HEALTH
11140 S TOWNE SQUARE, STE 100
ST. LOUIS, MO 63123
(314) 917-0148

PHYSICAL SECURITY
FORCE PROTECT
10901 FRONT BEACH RD, UNIT 1415
PANAMA CITY BEACH, FL 32407
(502) 836-4232

ENGINEER: H2B #: 23-133

H2B, INC.
1225 NORTH LOOP WEST, # 800
HOUSTON, TEXAS 77008
(713) 864-2900

TEXAS FIRM REGISTRATION #: 8856

STAMP:
REGISTERED COMMUNICATIONS DISTRIBUTION DESIGNER
BICSI
KRISTOPHER G HETLAGE
BICSI ID # 328601
EXPIRES 12-31-27
RCDD
9/4/25

Drawing Title
TELECOMMUNICATIONS PLANS - BUILDING 100 - LEVEL 1 - AREA J

VA Health Care System Approval:

Project Title
REPLACE/UPGRADE CAMPUS OVERHEAD PAGING SYSTEM

Location MICHAEL E. DEBAKEY VAMC
2002 HOLCOMBE BLVD
HOUSTON, TX 77030

Date	Checked	Drawn
07/21/2025	KGH	MDT

Project Number
580-25-101

Building Number

Drawing Number
TN221
Drawing # 149 OF 231

Veterans Health Administration

VA | U.S. Department of Veterans Affairs

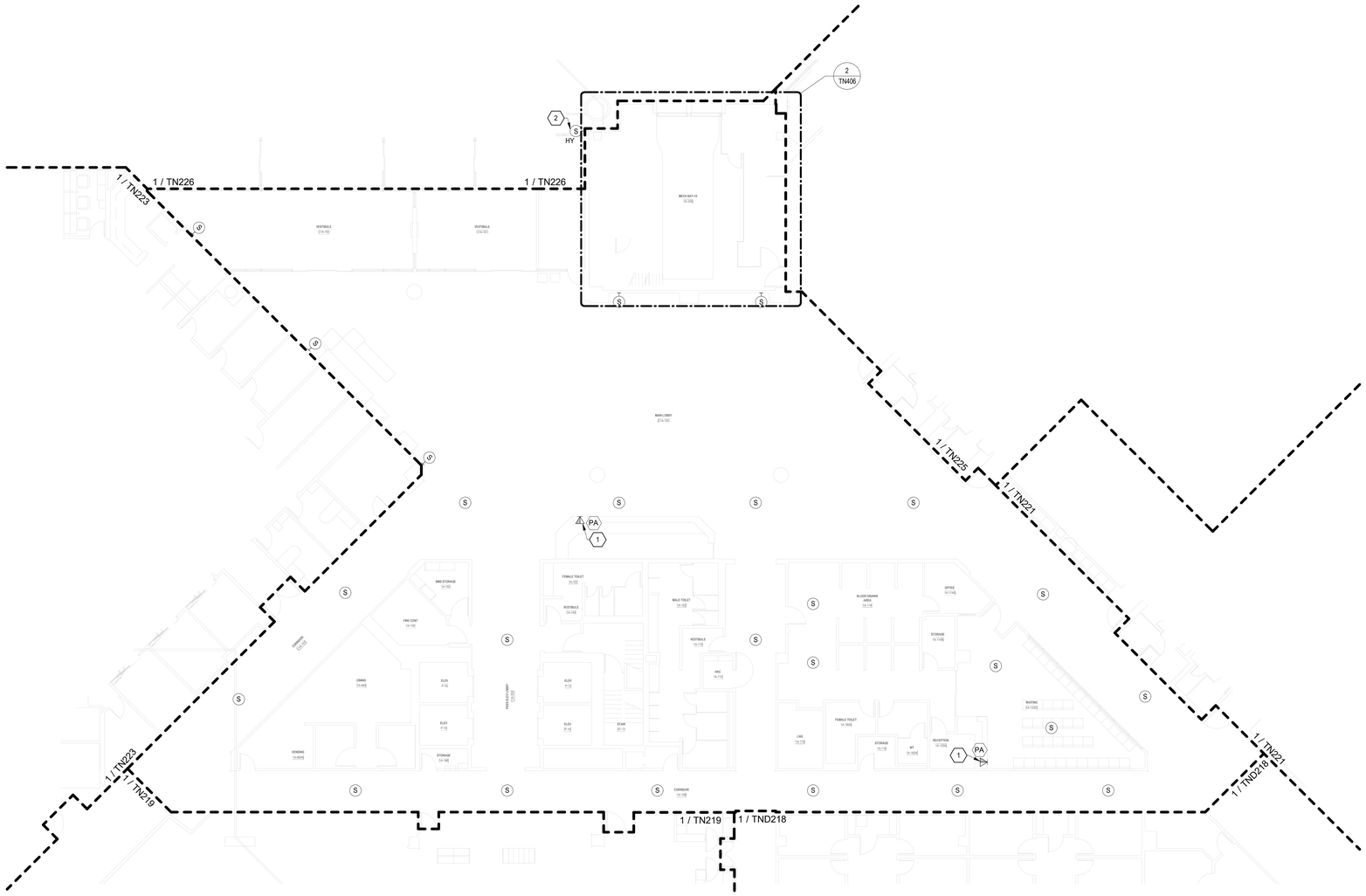

TELECOMMUNICATIONS GENERAL NOTES

A. DRAWING IS DIAGRAMMATIC IN NATURE AND IS NOT TO BE CONSTRUED AS ALL INCLUSIVE; FIELD VERIFY EXISTING CONDITIONS AND ADJUST WORK AS REQUIRED TO EXECUTE SPECIFIED WORK.

B. EXISTING CONDITIONS INDICATED ARE BASED ON GENERAL FIELD NOTES AND HISTORICAL DATA AND DOCUMENTATION AND ARE FOR REFERENCE PURPOSES ONLY TO DEFINE SCOPE OF WORK; FIELD VERIFY ALL CONDITIONS.

C. THIS SITE IS AN ACTIVE WORKING ENVIRONMENT; SYSTEMS SHALL NOT BE SHUTDOWN WITHOUT WRITTEN AUTHORIZATION; ALL REQUESTS SHALL BE SUBMITTED IN WRITING A MINIMUM OF TEN (10) WORKING-DAYS PRIOR TO PROPOSED ACTIVITY DATE OR NEED UNLESS DIRECTED OTHERWISE.

D. SEE T-001 TELECOMMUNICATIONS COVER SHEET FOR SYMBOLS DEFINITION:
1. SYMBOLS GRAYED/ HALFTONE: INDICATED FOR REFERENCE AND/OR INDICATING EXISTING UNLESS SPECIFICALLY NOTED OTHERWISE.
2. SYMBOLS DASHED OR SPECIFICALLY KEYED NOTED: INDICATES DEMOLITION WORK.

E. OWNER SHALL HAVE FIRST SALVAGE RIGHTS FOR ANY DEMOLISHED DEVICES OR MATERIAL.

F. REFER TO TN501 FOR SPEAKER MOUNTING DETAILS.

G. CONTRACTOR TO UTILIZE EXISTING SPEAKER PLACEMENTS FOR INSTALLATION OF NEW SPEAKERS WHEREVER POSSIBLE. TEMPORARILY SUPPORT EXISTING SPEAKERS DURING CONSTRUCTION UNTIL NEW SYSTEM HAS BEEN INSTALLED, TESTED, AND ACCEPTED.

TELECOMMUNICATIONS KEYNOTES

#	
1	INTERACTIVE DESKTOP PA USER INTERFACE CONSOLE; PROVIDE CAT6A WORKSTATION OUTLET AND CABLING BACK TO SERVING ZONE NETWORK CABINET; COORDINATE FINAL LOCATION WITH VAMC.
2	HORN-TYPE SPEAKERS MOUNTED TO FACE OF BUILDING; PAINT TO MATCH AS APPROVED AND DIRECTED BY VAMC.

PARTITION LEGEND

- EXISTING PARTITION
- EXISTING SMOKE PARTITION/ BARRIER TO BE MAINTAINED
- EXISTING 1 HOUR FIRE RATED PARTITION TO BE MAINTAINED
- EXISTING 2 HOUR FIRE RATED PARTITION TO BE MAINTAINED

NOTE: NOT ALL SYMBOLS MAY BE USED

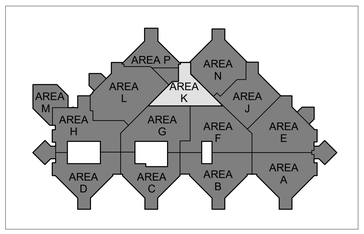

N

1 BLDG 100 - TELECOMMUNICATIONS PLAN - LEVEL 1 - AREA K
3/32" = 1'-0"

FULLY SPRINKLERED

100% BID DOCUMENTS

No.	REVISION DESCRIPTION	DATE

7/18/2025 17:19:01

CONSULTANTS:

ARCHITECT
SPUR DESIGN
312 SW 25TH STREET
OKLAHOMA CITY, OK 73109
(405) 842-6100

MECH / ELEC / PLUMB / TELECOM
SPUR DESIGN
2519 MADISON AVE., STE 100
KANSAS CITY, MO 64108
(913) 369-7200

FIRE PROTECTION ENGINEER
RATED ENGINEERING
609 S. KELLY AVENUE, STE H2
EDMOND, OK 73003
(405) 210-5814

INDUSTRIAL HYGENIST
RIVERFRONT SAFETY & HEALTH
11140 S TOWNE SQUARE, STE 100
ST. LOUIS, MO 63123
(314) 917-0148

PHYSICAL SECURITY
FORCE PROTECT
10901 FRONT BEACH RD, UNIT 1415
PANAMA CITY BEACH, FL 32407
(502) 836-4232

ENGINEER: H2B #: 23-133

H2B, INC.
1225 NORTH LOOP WEST, # 800
HOUSTON, TEXAS 77008
(713) 864-2900

TEXAS FIRM REGISTRATION #: 8856

STAMP:
REGISTERED COMMUNICATIONS DISTRIBUTION DESIGNER
BICSI
KRISTOPHER G HETLAGE
BICSI ID # 328601
EXPIRES 12-31-27
RCDD
9/4/25

Drawing Title
TELECOMMUNICATIONS PLANS - BUILDING 100 - LEVEL 1 - AREA K

VA Health Care System Approval:

Project Title
REPLACE/UPGRADE CAMPUS OVERHEAD PAGING SYSTEM

Location MICHAEL E. DEBAKEY VAMC
2002 HOLCOMBE BLVD
HOUSTON, TX 77030

Date	Checked	Drawn
07/21/2025	KGH	MDT

Project Number **580-25-101**

Building Number

Drawing Number
TN222
Drawing # 150 OF 231

Veterans Health Administration

VA | U.S. Department of Veterans Affairs

VA FORM 08-6231

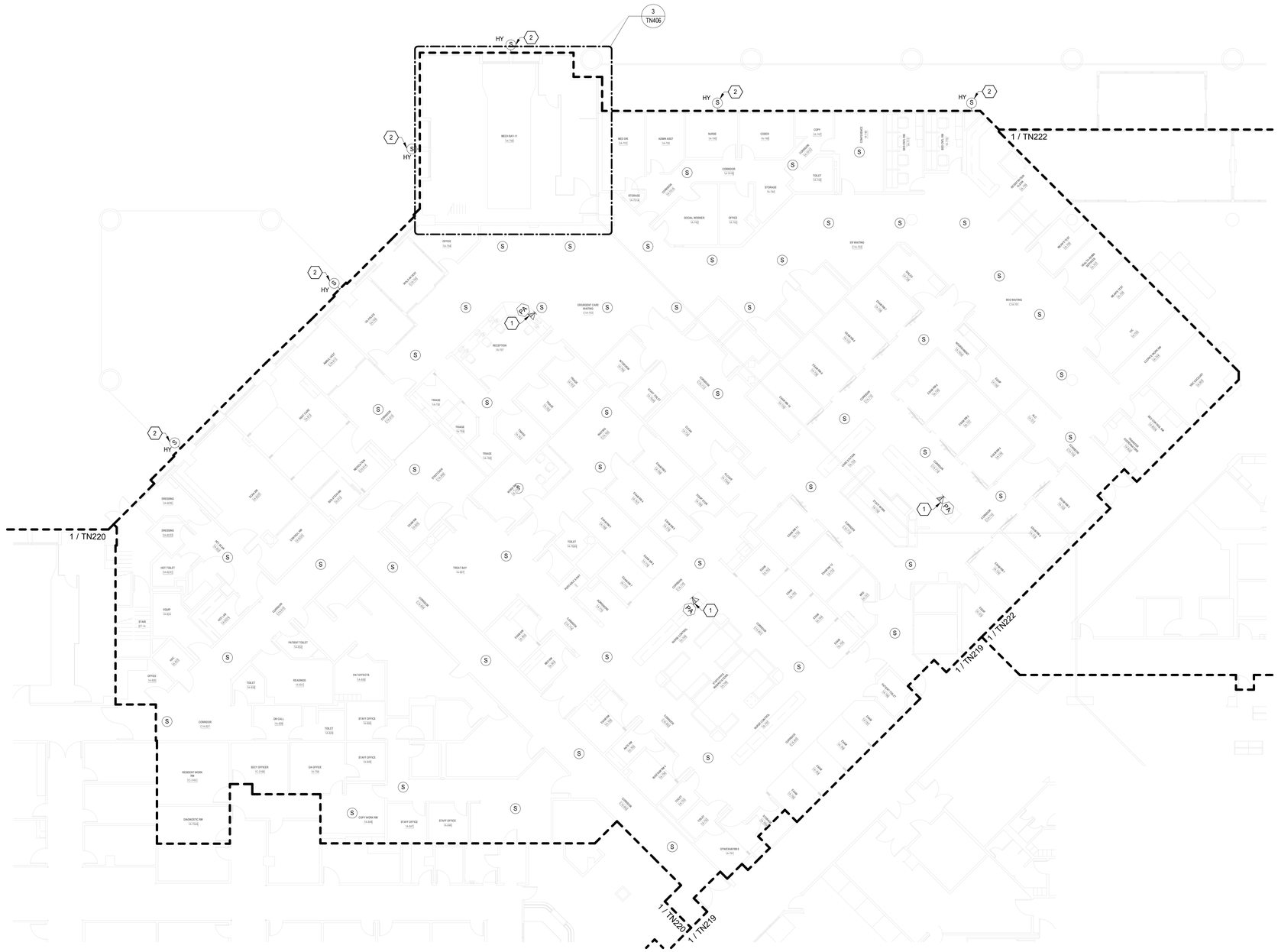

TELECOMMUNICATIONS GENERAL NOTES

A. DRAWING IS DIAGRAMMATIC IN NATURE AND IS NOT TO BE CONSTRUED AS ALL INCLUSIVE; FIELD VERIFY EXISTING CONDITIONS AND ADJUST WORK AS REQUIRED TO EXECUTE SPECIFIED WORK.

B. EXISTING CONDITIONS INDICATED ARE BASED ON GENERAL FIELD NOTES AND HISTORICAL DATA AND DOCUMENTATION AND ARE FOR REFERENCE PURPOSES ONLY TO DEFINE SCOPE OF WORK; FIELD VERIFY ALL CONDITIONS.

C. THIS SITE IS AN ACTIVE WORKING ENVIRONMENT; SYSTEMS SHALL NOT BE SHUTDOWN WITHOUT WRITTEN AUTHORIZATION; ALL REQUESTS SHALL BE SUBMITTED IN WRITING A MINIMUM OF TEN (10) WORKING-DAYS PRIOR TO PROPOSED ACTIVITY DATE OR NEED UNLESS DIRECTED OTHERWISE.

D. SEE T-001 TELECOMMUNICATIONS COVER SHEET FOR SYMBOLS DEFINITION:
1. SYMBOLS GRAYED/ HALFTONE: INDICATED FOR REFERENCE AND/OR INDICATING EXISTING UNLESS SPECIFICALLY NOTED OTHERWISE.
2. SYMBOLS DASHED OR SPECIFICALLY KEYED NOTED: INDICATES DEMOLITION WORK.

E. OWNER SHALL HAVE FIRST SALVAGE RIGHTS FOR ANY DEMOLISHED DEVICES OR MATERIAL.

F. REFER TO TN501 FOR SPEAKER MOUNTING DETAILS.

G. CONTRACTOR TO UTILIZE EXISTING SPEAKER PLACEMENTS FOR INSTALLATION OF NEW SPEAKERS WHEREVER POSSIBLE. TEMPORARILY SUPPORT EXISTING SPEAKERS DURING CONSTRUCTION UNTIL NEW SYSTEM HAS BEEN INSTALLED, TESTED, AND ACCEPTED.

TELECOMMUNICATIONS KEYNOTES

#	
1	INTERACTIVE DESKTOP PA USER INTERFACE CONSOLE; PROVIDE CAT6A WORKSTATION OUTLET AND CABLING BACK TO SERVING ZONE NETWORK CABINET; COORDINATE FINAL LOCATION WITH VAMC.
2	HORN-TYPE SPEAKERS MOUNTED TO FACE OF BUILDING; PAINT TO MATCH AS APPROVED AND DIRECTED BY VAMC.

PARTITION LEGEND

- EXISTING PARTITION
- EXISTING SMOKE PARTITION/ BARRIER TO BE MAINTAINED
- EXISTING 1 HOUR FIRE RATED PARTITION TO BE MAINTAINED
- EXISTING 2 HOUR FIRE RATED PARTITION TO BE MAINTAINED

NOTE: NOT ALL SYMBOLS MAY BE USED

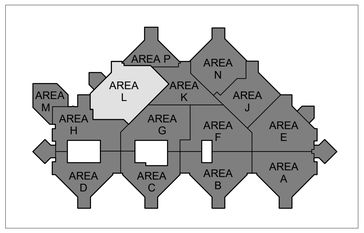

N

1 BLDG 100 - TELECOMMUNICATIONS PLAN - LEVEL 1 - AREA L
3/32" = 1'-0"

FULLY SPRINKLERED

100% BID DOCUMENTS

No.	REVISION DESCRIPTION	DATE

7/18/2025 17:19:18

CONSULTANTS:

ARCHITECT
SPUR DESIGN
312 SW 25TH STREET
OKLAHOMA CITY, OK 73109
(405) 842-6100

MECH / ELEC / PLUMB / TELECOM
SPUR DESIGN
2519 MADISON AVE., STE 100
KANSAS CITY, MO 64108
(913) 369-7200

FIRE PROTECTION ENGINEER
RATED ENGINEERING
609 S. KELLY AVENUE, STE H2
EDMOND, OK 73003
(405) 210-5814

INDUSTRIAL HYGENIST
RIVERFRONT SAFETY & HEALTH
11140 S TOWNE SQUARE, STE 100
ST. LOUIS, MO 63123
(314) 917-0148

PHYSICAL SECURITY
FORCE PROTECT
10901 FRONT BEACH RD, UNIT 1415
PANAMA CITY BEACH, FL 32407
(502) 836-4232

ENGINEER: H2B #: 23-133

H2B, INC.
1225 NORTH LOOP WEST, # 800
HOUSTON, TEXAS 77008
(713) 864-2900

TEXAS FIRM REGISTRATION #: 8856

STAMP:
REGISTERED COMMUNICATIONS DISTRIBUTION DESIGNER
Bicsi
KRISTOPHER G HETLAGE
BICSI ID # 329601
EXPIRES 12-31-27
RCDD
7/18/25

Drawing Title
TELECOMMUNICATIONS PLANS - BUILDING 100 - LEVEL 1 - AREA L

VA Health Care System Approval:

Project Title
REPLACE/UPGRADE CAMPUS OVERHEAD PAGING SYSTEM

Location MICHAEL E. DEBAKEY VAMC
2002 HOLCOMBE BLVD
HOUSTON, TX 77030

Date **07/21/2025** | Checked KGH | Drawn MDT

Project Number **580-25-101**

Building Number

Drawing Number
TN223
Drawing # 151 OF 231

Veterans Health Administration

VA U.S. Department of Veterans Affairs

VA FORM 08-6231

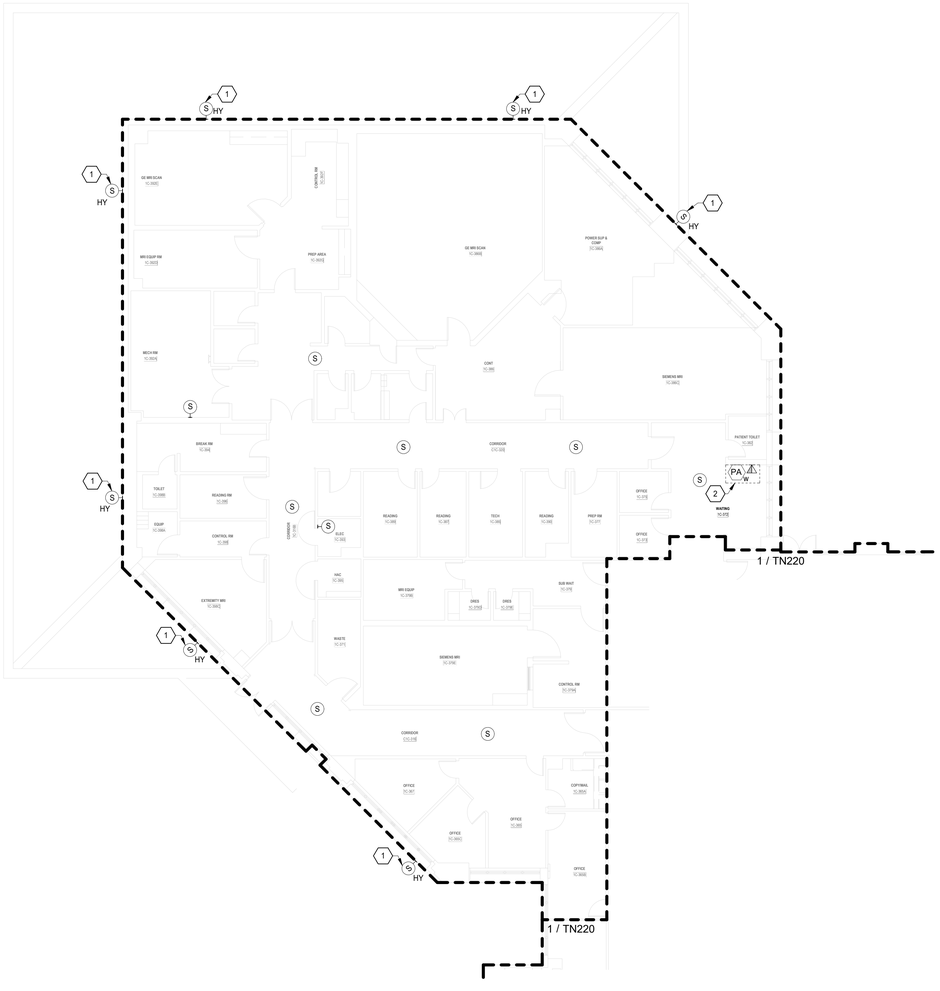

TELECOMMUNICATIONS GENERAL NOTES

A. DRAWING IS DIAGRAMMATIC IN NATURE AND IS NOT TO BE CONSTRUED AS ALL INCLUSIVE; FIELD VERIFY EXISTING CONDITIONS AND ADJUST WORK AS REQUIRED TO EXECUTE SPECIFIED WORK.

B. EXISTING CONDITIONS INDICATED ARE BASED ON GENERAL FIELD NOTES AND HISTORICAL DATA AND DOCUMENTATION AND ARE FOR REFERENCE PURPOSES ONLY TO DEFINE SCOPE OF WORK; FIELD VERIFY ALL CONDITIONS.

C. THIS SITE IS AN ACTIVE WORKING ENVIRONMENT; SYSTEMS SHALL NOT BE SHUTDOWN WITHOUT WRITTEN AUTHORIZATION; ALL REQUESTS SHALL BE SUBMITTED IN WRITING A MINIMUM OF TEN (10) WORKING-DAYS PRIOR TO PROPOSED ACTIVITY DATE OR NEED UNLESS DIRECTED OTHERWISE.

D. SEE T-001 TELECOMMUNICATIONS COVER SHEET FOR SYMBOLS DEFINITION:
1. SYMBOLS GRAYED/ HALFTONE: INDICATED FOR REFERENCE AND/OR INDICATING EXISTING UNLESS SPECIFICALLY NOTED OTHERWISE.
2. SYMBOLS DASHED OR SPECIFICALLY KEYED NOTED: INDICATES DEMOLITION WORK.

E. OWNER SHALL HAVE FIRST SALVAGE RIGHTS FOR ANY DEMOLISHED DEVICES OR MATERIAL.

F. REFER TO TN501 FOR SPEAKER MOUNTING DETAILS.

G. CONTRACTOR TO UTILIZE EXISTING SPEAKER PLACEMENTS FOR INSTALLATION OF NEW SPEAKERS WHEREVER POSSIBLE. TEMPORARILY SUPPORT EXISTING SPEAKERS DURING CONSTRUCTION UNTIL NEW SYSTEM HAS BEEN INSTALLED, TESTED, AND ACCEPTED.

TELECOMMUNICATIONS KEYNOTES

#	
1	HORN-TYPE SPEAKERS MOUNTED TO FACE OF BUILDING; PAINT TO MATCH AS APPROVED AND DIRECTED BY VAMC.
2	1-PORT SURFACE BOX/BISCUIT SECURED TO BACK OF CABINET; CAT6A CABLE SHALL BE CONCEALED/PROTECTED IN A 3/4" EMT CONCEALED IN WALL OR SURFACE MOUNTED ON WALL; PAINT EXPOSED CONDUIT AND ALL MOUNTING HARDWARE TO MATCH ADJACENT EXISTING COLORS/FINISHES; COORDINATE INTERACTIVE CONSOLE LOCATION WITH VAMC/COR PRIOR TO COMMENCING ROUGH-IN WORK - ADJUST LOCATION AND INSTALLATION WITHIN THE BUILDING AS DIRECTED.

PARTITION LEGEND

- EXISTING PARTITION
- EXISTING SMOKE PARTITION/ BARRIER TO BE MAINTAINED
- EXISTING 1 HOUR FIRE RATED PARTITION TO BE MAINTAINED
- EXISTING 2 HOUR FIRE RATED PARTITION TO BE MAINTAINED

NOTE: NOT ALL SYMBOLS MAY BE USED

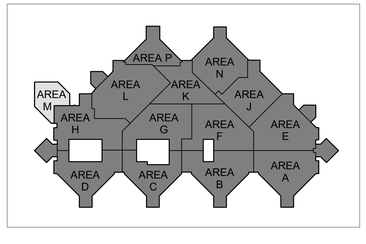

N

1 BLDG 100 - TELECOMMUNICATIONS PLAN - LEVEL 1 - AREA M
3/32" = 1'-0"

FULLY SPRINKLERED

100% BID DOCUMENTS

No.	REVISION DESCRIPTION	DATE

7/18/2025 17:19:33

CONSULTANTS:

ARCHITECT
SPUR DESIGN
312 SW 25TH STREET
OKLAHOMA CITY, OK 73109
(405) 842-6100

MECH / ELEC / PLUMB / TELECOM
SPUR DESIGN
2519 MADISON AVE., STE 100
KANSAS CITY, MO 64108
(913) 369-7200

FIRE PROTECTION ENGINEER
RATED ENGINEERING
609 S. KELLY AVENUE, STE H2
EDMOND, OK 73003
(405) 210-5814

INDUSTRIAL HYGENIST
RIVERFRONT SAFETY & HEALTH
11140 S TOWNE SQUARE, STE 100
ST. LOUIS, MO 63123
(314) 917-0148

PHYSICAL SECURITY
FORCE PROTECT
10901 FRONT BEACH RD, UNIT 1415
PANAMA CITY BEACH, FL 32407
(502) 836-4232

ENGINEER: H2B #: 23-133

H2B, INC.
1225 NORTH LOOP WEST, # 800
HOUSTON, TEXAS 77008
(713) 864-2900

TEXAS FIRM REGISTRATION #: 8856

STAMP:
REGISTERED COMMUNICATIONS DISTRIBUTION DESIGNER
BICSI
KRISTOPHER G HETLAGE
BICSI ID # 328601
EXPIRES 12-31-27
RCDD
7/16/25

Drawing Title
TELECOMMUNICATIONS PLANS - BUILDING 100 - LEVEL 1 - AREA M

VA Health Care System Approval:

Project Title
REPLACE/UPGRADE CAMPUS OVERHEAD PAGING SYSTEM

Location MICHAEL E. DEBAKEY VAMC
2002 HOLCOMBE BLVD
HOUSTON, TX 77030

Date	Checked	Drawn
07/21/2025	KGH	MDT

Project Number **580-25-101**

Building Number

Drawing Number **TN224**

Drawing # 152 OF 231

Veterans Health Administration

VA U.S. Department of Veterans Affairs

VA FORM 08-6231

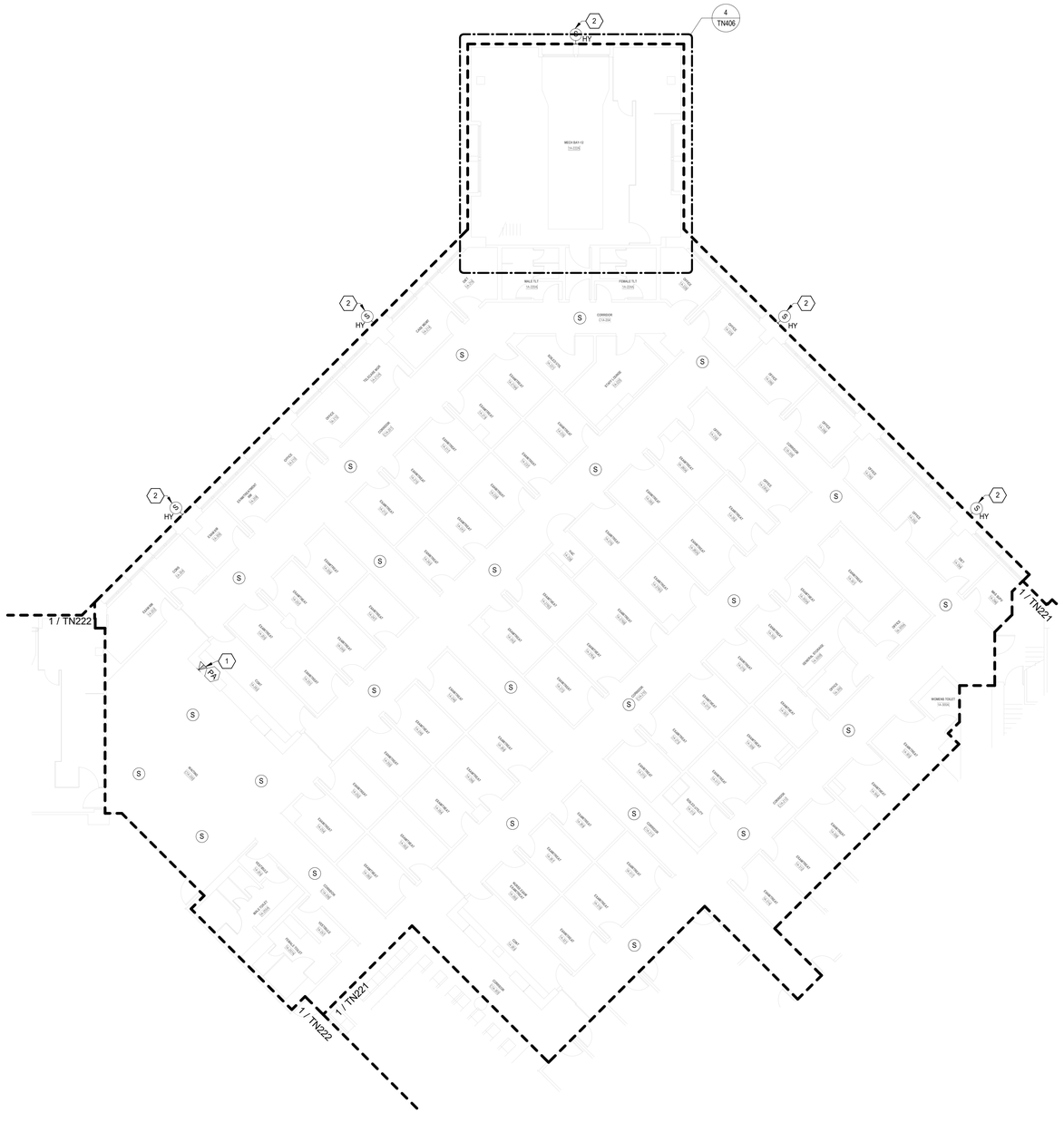

TELECOMMUNICATIONS GENERAL NOTES

A. DRAWING IS DIAGRAMMATIC IN NATURE AND IS NOT TO BE CONSTRUED AS ALL INCLUSIVE; FIELD VERIFY EXISTING CONDITIONS AND ADJUST WORK AS REQUIRED TO EXECUTE SPECIFIED WORK.

B. EXISTING CONDITIONS INDICATED ARE BASED ON GENERAL FIELD NOTES AND HISTORICAL DATA AND DOCUMENTATION AND ARE FOR REFERENCE PURPOSES ONLY TO DEFINE SCOPE OF WORK; FIELD VERIFY ALL CONDITIONS.

C. THIS SITE IS AN ACTIVE WORKING ENVIRONMENT; SYSTEMS SHALL NOT BE SHUTDOWN WITHOUT WRITTEN AUTHORIZATION; ALL REQUESTS SHALL BE SUBMITTED IN WRITING A MINIMUM OF TEN (10) WORKING-DAYS PRIOR TO PROPOSED ACTIVITY DATE OR NEED UNLESS DIRECTED OTHERWISE.

D. SEE T-001 TELECOMMUNICATIONS COVER SHEET FOR SYMBOLS DEFINITION:
1. SYMBOLS GRAYED/ HALFTONE: INDICATED FOR REFERENCE AND/OR INDICATING EXISTING UNLESS SPECIFICALLY NOTED OTHERWISE.
2. SYMBOLS DASHED OR SPECIFICALLY KEYED NOTED: INDICATES DEMOLITION WORK.

E. OWNER SHALL HAVE FIRST SALVAGE RIGHTS FOR ANY DEMOLISHED DEVICES OR MATERIAL.

F. REFER TO TN501 FOR SPEAKER MOUNTING DETAILS.

G. CONTRACTOR TO UTILIZE EXISTING SPEAKER PLACEMENTS FOR INSTALLATION OF NEW SPEAKERS WHEREVER POSSIBLE. TEMPORARILY SUPPORT EXISTING SPEAKERS DURING CONSTRUCTION UNTIL NEW SYSTEM HAS BEEN INSTALLED, TESTED, AND ACCEPTED.

TELECOMMUNICATIONS KEYNOTES

#	
1	INTERACTIVE DESKTOP PA USER INTERFACE CONSOLE; PROVIDE CAT6A WORKSTATION OUTLET AND CABLING BACK TO SERVING ZONE NETWORK CABINET; COORDINATE FINAL LOCATION WITH VAMC.
2	HORN-TYPE SPEAKERS MOUNTED TO FACE OF BUILDING; PAINT TO MATCH AS APPROVED AND DIRECTED BY VAMC.

PARTITION LEGEND

- EXISTING PARTITION
- EXISTING SMOKE PARTITION/ BARRIER TO BE MAINTAINED
- EXISTING 1 HOUR FIRE RATED PARTITION TO BE MAINTAINED
- EXISTING 2 HOUR FIRE RATED PARTITION TO BE MAINTAINED

NOTE: NOT ALL SYMBOLS MAY BE USED

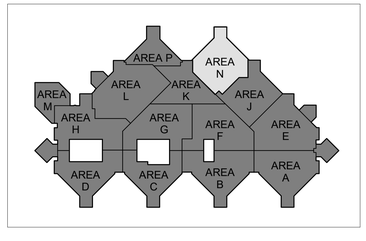

N

1 BLDG 100 - TELECOMMUNICATIONS PLAN - LEVEL 1 - AREA N
3/32" = 1'-0"

FULLY SPRINKLERED

100% BID DOCUMENTS

No.	REVISION DESCRIPTION	DATE

7/18/2025 17:19:47

CONSULTANTS:

ARCHITECT
SPUR DESIGN
312 SW 25TH STREET
OKLAHOMA CITY, OK 73109
(405) 842-6100

MECH / ELEC / PLUMB / TELECOM
SPUR DESIGN
2519 MADISON AVE., STE 100
KANSAS CITY, MO 64108
(913) 369-7200

FIRE PROTECTION ENGINEER
RATED ENGINEERING
609 S. KELLY AVENUE, STE H2
EDMOND, OK 73003
(405) 210-5814

INDUSTRIAL HYGENIST
RIVERFRONT SAFETY & HEALTH
11140 S TOWNE SQUARE, STE 100
ST. LOUIS, MO 63123
(314) 917-0148

PHYSICAL SECURITY
FORCE PROTECT
10901 FRONT BEACH RD, UNIT 1415
PANAMA CITY BEACH, FL 32407
(502) 836-4232

ENGINEER: H2B #: 23-133

H2B, INC.
1225 NORTH LOOP WEST, # 800
HOUSTON, TEXAS 77008
(713) 864-2900

TEXAS FIRM REGISTRATION #: 8856

STAMP:
REGISTERED COMMUNICATIONS DISTRIBUTION DESIGNER
Bicsi
KRISTOPHER G HETLAGE
BICSI ID # 328601
EXPIRES 12-31-27
RCDD
7/18/25

Drawing Title
TELECOMMUNICATIONS PLANS - BUILDING 100 - LEVEL 1 - AREA N

VA Health Care System Approval:

Project Title
REPLACE/UPGRADE CAMPUS OVERHEAD PAGING SYSTEM

Location MICHAEL E. DEBAKEY VAMC
2002 HOLCOMBE BLVD
HOUSTON, TX 77030

Date **07/21/2025** | Checked KGH | Drawn MDT

Project Number **580-25-101**

Building Number

Drawing Number
TN225
Drawing # 153 OF 231

Veterans Health Administration

VA U.S. Department of Veterans Affairs

VA FORM 08-6231

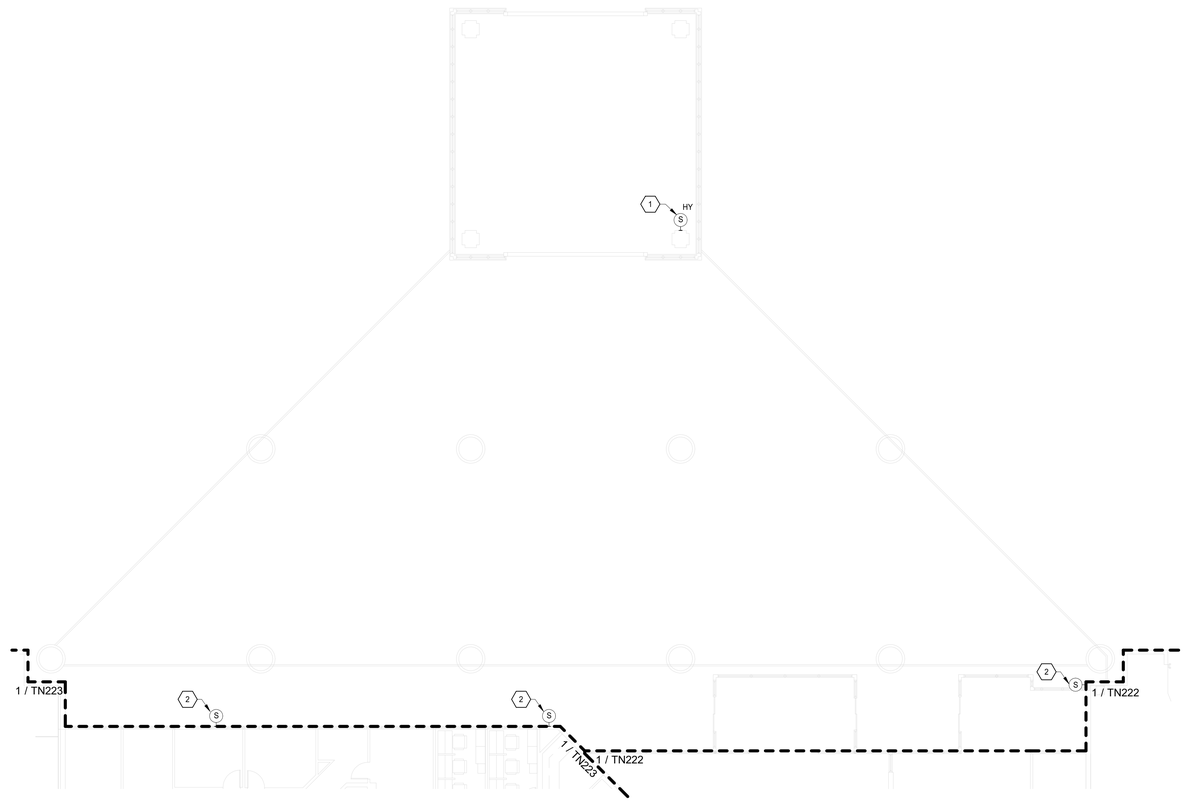

TELECOMMUNICATIONS GENERAL NOTES

A. DRAWING IS DIAGRAMMATIC IN NATURE AND IS NOT TO BE CONSTRUED AS ALL INCLUSIVE; FIELD VERIFY EXISTING CONDITIONS AND ADJUST WORK AS REQUIRED TO EXECUTE SPECIFIED WORK.

B. EXISTING CONDITIONS INDICATED ARE BASED ON GENERAL FIELD NOTES AND HISTORICAL DATA AND DOCUMENTATION AND ARE FOR REFERENCE PURPOSES ONLY TO DEFINE SCOPE OF WORK; FIELD VERIFY ALL CONDITIONS.

C. THIS SITE IS AN ACTIVE WORKING ENVIRONMENT; SYSTEMS SHALL NOT BE SHUTDOWN WITHOUT WRITTEN AUTHORIZATION; ALL REQUESTS SHALL BE SUBMITTED IN WRITING A MINIMUM OF TEN (10) WORKING-DAYS PRIOR TO PROPOSED ACTIVITY DATE OR NEED UNLESS DIRECTED OTHERWISE.

D. SEE T-001 TELECOMMUNICATIONS COVER SHEET FOR SYMBOLS DEFINITION:
1. SYMBOLS GRAYED/ HALFTONE: INDICATED FOR REFERENCE AND/OR INDICATING EXISTING UNLESS SPECIFICALLY NOTED OTHERWISE.
2. SYMBOLS DASHED OR SPECIFICALLY KEYED NOTED: INDICATES DEMOLITION WORK.

E. OWNER SHALL HAVE FIRST SALVAGE RIGHTS FOR ANY DEMOLISHED DEVICES OR MATERIAL.

F. REFER TO TN501 FOR SPEAKER MOUNTING DETAILS.

G. CONTRACTOR TO UTILIZE EXISTING SPEAKER PLACEMENTS FOR INSTALLATION OF NEW SPEAKERS WHEREVER POSSIBLE. TEMPORARILY SUPPORT EXISTING SPEAKERS DURING CONSTRUCTION UNTIL NEW SYSTEM HAS BEEN INSTALLED, TESTED, AND ACCEPTED.

TELECOMMUNICATIONS KEYNOTES

#	
1	HORN-TYPE SPEAKERS MOUNTED WITHIN WALKWAY GAZEBO; COORDINATE LOCATION WITH VAMC.
2	HORN-TYPE SPEAKERS MOUNTED TO FACE OF BUILDING; PAINT TO MATCH AS APPROVED AND DIRECTED BY VAMC.

PARTITION LEGEND

- EXISTING PARTITION
- EXISTING SMOKE PARTITION/ BARRIER TO BE MAINTAINED
- EXISTING 1 HOUR FIRE RATED PARTITION TO BE MAINTAINED
- EXISTING 2 HOUR FIRE RATED PARTITION TO BE MAINTAINED

NOTE: NOT ALL SYMBOLS MAY BE USED

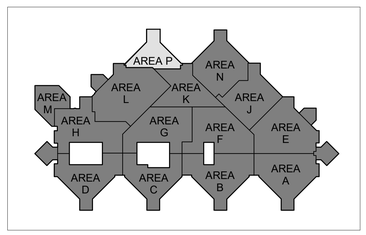

N

1 BLDG 100 - TELECOMMUNICATIONS PLAN - LEVEL 1 - AREA P
3/32" = 1'-0"

FULLY SPRINKLERED

100% BID DOCUMENTS

No.	REVISION DESCRIPTION	DATE

7/18/2025 17:20:04

VA FORM 08-6231

CONSULTANTS:

ARCHITECT
SPUR DESIGN
312 SW 25TH STREET
OKLAHOMA CITY, OK 73109
(405) 842-6100

MECH / ELEC / PLUMB / TELECOM
SPUR DESIGN
2519 MADISON AVE., STE 100
KANSAS CITY, MO 64108
(913) 369-7200

FIRE PROTECTION ENGINEER
RATED ENGINEERING
609 S. KELLY AVENUE, STE H2
EDMOND, OK 73003
(405) 210-5814

INDUSTRIAL HYGENIST
RIVERFRONT SAFETY & HEALTH
11140 S TOWNE SQUARE, STE 100
ST. LOUIS, MO 63123
(314) 917-0148

PHYSICAL SECURITY
FORCE PROTECT
10901 FRONT BEACH RD, UNIT 1415
PANAMA CITY BEACH, FL 32407
(502) 836-4232

ENGINEER: H2B #: 23-133

H2B, INC.
1225 NORTH LOOP WEST, # 800
HOUSTON, TEXAS 77008
(713) 864-2900

TEXAS FIRM REGISTRATION #: 8856

STAMP:
REGISTERED COMMUNICATIONS DISTRIBUTION DESIGNER
Bicsi
KRISTOPHER G HETLAGE
BICSI ID # 328601
EXPIRES 12-31-27
RCDD
9/4/25

Drawing Title
TELECOMMUNICATIONS PLANS - BUILDING 100 - LEVEL 1 - AREA P

VA Health Care System Approval:

Project Title
REPLACE/UPGRADE CAMPUS OVERHEAD PAGING SYSTEM

Location MICHAEL E. DEBAKEY VAMC
2002 HOLCOMBE BLVD
HOUSTON, TX 77030

Date	Checked	Drawn
07/21/2025	KGH	MDT

Project Number
580-25-101

Building Number

Drawing Number
TN226
Drawing # 154 OF 231

Veterans Health Administration

U.S. Department of Veterans Affairs

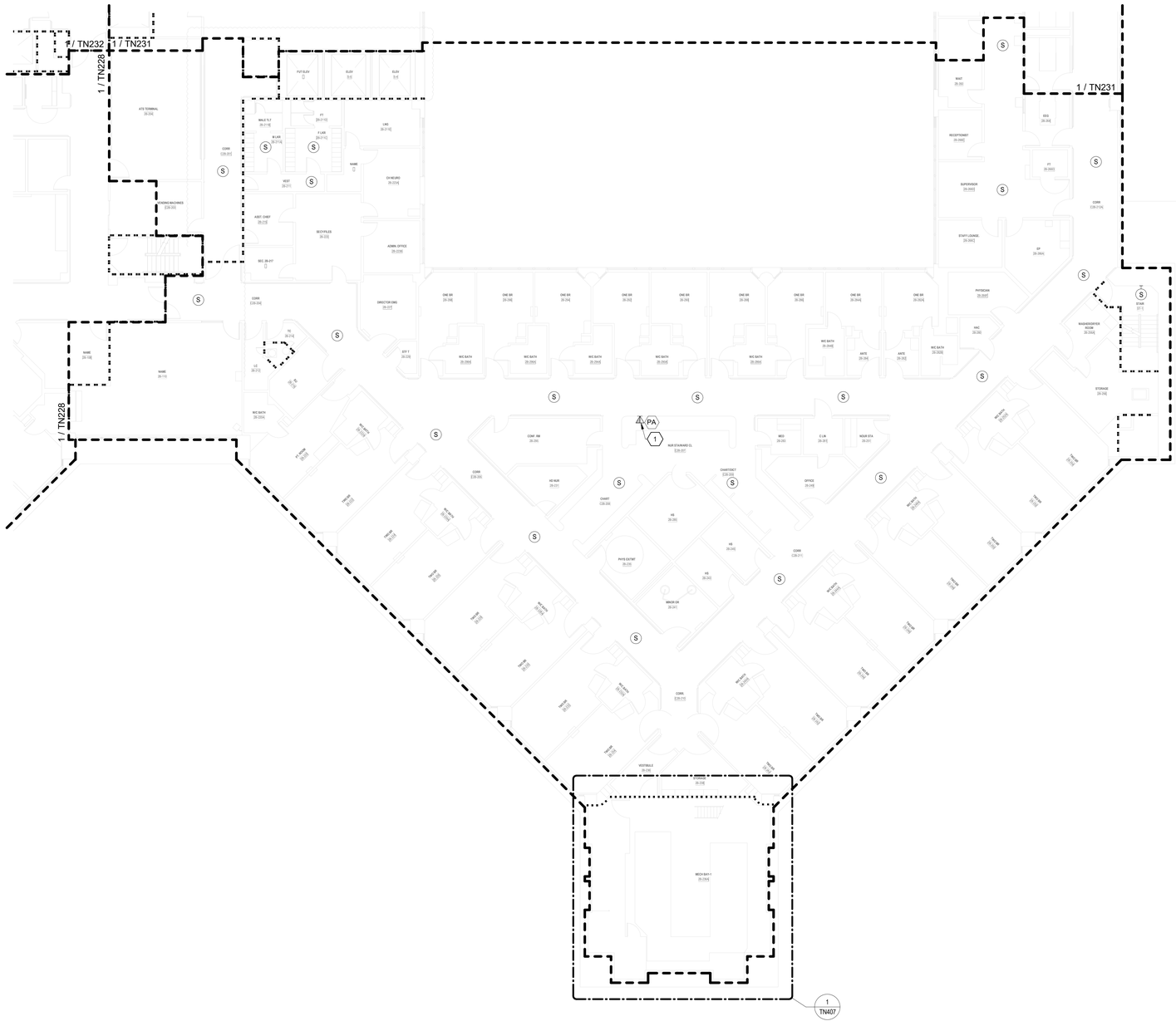

TELECOMMUNICATIONS GENERAL NOTES

A. DRAWING IS DIAGRAMMATIC IN NATURE AND IS NOT TO BE CONSTRUED AS ALL INCLUSIVE; FIELD VERIFY EXISTING CONDITIONS AND ADJUST WORK AS REQUIRED TO EXECUTE SPECIFIED WORK.

B. EXISTING CONDITIONS INDICATED ARE BASED ON GENERAL FIELD NOTES AND HISTORICAL DATA AND DOCUMENTATION AND ARE FOR REFERENCE PURPOSES ONLY TO DEFINE SCOPE OF WORK; FIELD VERIFY ALL CONDITIONS.

C. THIS SITE IS AN ACTIVE WORKING ENVIRONMENT; SYSTEMS SHALL NOT BE SHUTDOWN WITHOUT WRITTEN AUTHORIZATION; ALL REQUESTS SHALL BE SUBMITTED IN WRITING A MINIMUM OF TEN (10) WORKING-DAYS PRIOR TO PROPOSED ACTIVITY DATE OR NEED UNLESS DIRECTED OTHERWISE.

D. SEE T-001 TELECOMMUNICATIONS COVER SHEET FOR SYMBOLS DEFINITION:
1. SYMBOLS GRAYED/ HALFTONE: INDICATED FOR REFERENCE AND/OR INDICATING EXISTING UNLESS SPECIFICALLY NOTED OTHERWISE.
2. SYMBOLS DASHED OR SPECIFICALLY KEYED NOTED: INDICATES DEMOLITION WORK.

E. OWNER SHALL HAVE FIRST SALVAGE RIGHTS FOR ANY DEMOLISHED DEVICES OR MATERIAL.

F. REFER TO TN501 FOR SPEAKER MOUNTING DETAILS.

G. CONTRACTOR TO UTILIZE EXISTING SPEAKER PLACEMENTS FOR INSTALLATION OF NEW SPEAKERS WHEREVER POSSIBLE. TEMPORARILY SUPPORT EXISTING SPEAKERS DURING CONSTRUCTION UNTIL NEW SYSTEM HAS BEEN INSTALLED, TESTED, AND ACCEPTED.

TELECOMMUNICATIONS KEYNOTES

#	
1	INTERACTIVE DESKTOP PA USER INTERFACE CONSOLE; PROVIDE CAT6A WORKSTATION OUTLET AND CABLING BACK TO SERVING ZONE NETWORK CABINET; COORDINATE FINAL LOCATION WITH VAMC.

PARTITION LEGEND

- EXISTING PARTITION
- EXISTING SMOKE PARTITION/ BARRIER TO BE MAINTAINED
- EXISTING 1 HOUR FIRE RATED PARTITION TO BE MAINTAINED
- EXISTING 2 HOUR FIRE RATED PARTITION TO BE MAINTAINED

NOTE: NOT ALL SYMBOLS MAY BE USED

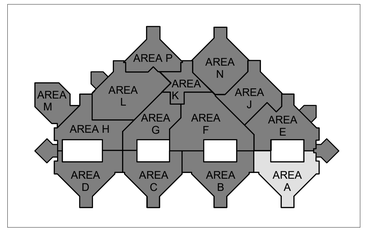

KEY PLAN - BLDG 100 - LEVEL 2 - AREA A
1" = 200'-0"

1 BLDG 100 - TELECOMMUNICATIONS PLAN - LEVEL 2 - AREA A
3/32" = 1'-0"

FULLY SPRINKLERED

100% BID DOCUMENTS

No.	REVISION DESCRIPTION	DATE

7/18/2025 17:20:10

CONSULTANTS:

ARCHITECT
SPUR DESIGN
312 SW 25TH STREET
OKLAHOMA CITY, OK 73109
(405) 842-6100

MECH / ELEC / PLUMB / TELECOM
SPUR DESIGN
2519 MADISON AVE., STE 100
KANSAS CITY, MO 64108
(913) 369-7200

FIRE PROTECTION ENGINEER
RATED ENGINEERING
609 S. KELLY AVENUE, STE H2
EDMOND, OK 73003
(405) 210-5814

INDUSTRIAL HYGENIST
RIVERFRONT SAFETY & HEALTH
11140 S TOWNE SQUARE, STE 100
ST. LOUIS, MO 63123
(314) 917-0148

PHYSICAL SECURITY
FORCE PROTECT
10901 FRONT BEACH RD, UNIT 1415
PANAMA CITY BEACH, FL 32407
(502) 836-4232

ENGINEER: H2B #: 23-133

H2B, INC.
1225 NORTH LOOP WEST, # 800
HOUSTON, TEXAS 77008
(713) 864-2900

TEXAS FIRM REGISTRATION #: 8856

STAMP:
REGISTERED COMMUNICATIONS DISTRIBUTION DESIGNER
BICSI
KRISTOPHER G HETLAGE
BICSI ID # 328601
EXPIRES 12-31-27
RCDD
7/16/25

Drawing Title
TELECOMMUNICATIONS PLANS - BUILDING 100 - LEVEL 2 - AREA A

VA Health Care System Approval:

Project Title
REPLACE/UPGRADE CAMPUS OVERHEAD PAGING SYSTEM

Location MICHAEL E. DEBAKEY VAMC
2002 HOLCOMBE BLVD
HOUSTON, TX 77030

Date	Checked	Drawn
07/21/2025	KGH	MDT

Project Number **580-25-101**

Building Number

Drawing Number
TN227
Drawing # 155 OF 231

Veterans Health Administration

VA | U.S. Department of Veterans Affairs

VA FORM 08-6231

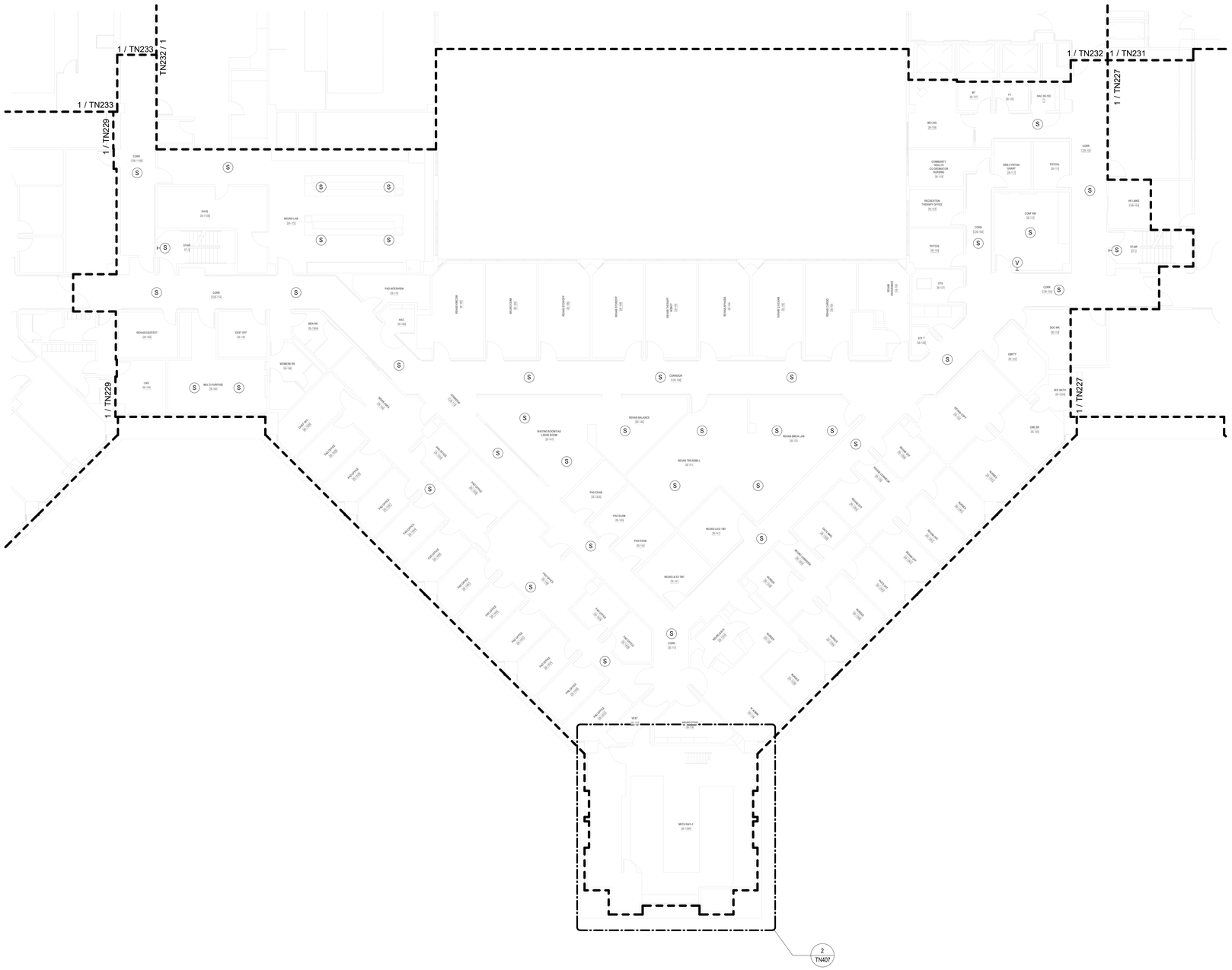

TELECOMMUNICATIONS GENERAL NOTES

A. DRAWING IS DIAGRAMMATIC IN NATURE AND IS NOT TO BE CONSTRUED AS ALL INCLUSIVE; FIELD VERIFY EXISTING CONDITIONS AND ADJUST WORK AS REQUIRED TO EXECUTE SPECIFIED WORK.

B. EXISTING CONDITIONS INDICATED ARE BASED ON GENERAL FIELD NOTES AND HISTORICAL DATA AND DOCUMENTATION AND ARE FOR REFERENCE PURPOSES ONLY TO DEFINE SCOPE OF WORK; FIELD VERIFY ALL CONDITIONS.

C. THIS SITE IS AN ACTIVE WORKING ENVIRONMENT; SYSTEMS SHALL NOT BE SHUTDOWN WITHOUT WRITTEN AUTHORIZATION; ALL REQUESTS SHALL BE SUBMITTED IN WRITING A MINIMUM OF TEN (10) WORKING-DAYS PRIOR TO PROPOSED ACTIVITY DATE OR NEED UNLESS DIRECTED OTHERWISE.

D. SEE T-001 TELECOMMUNICATIONS COVER SHEET FOR SYMBOLS DEFINITION:
1. SYMBOLS GRAYED/ HALFTONE: INDICATED FOR REFERENCE AND/OR INDICATING EXISTING UNLESS SPECIFICALLY NOTED OTHERWISE.
2. SYMBOLS DASHED OR SPECIFICALLY KEYED NOTED: INDICATES DEMOLITION WORK.

E. OWNER SHALL HAVE FIRST SALVAGE RIGHTS FOR ANY DEMOLISHED DEVICES OR MATERIAL.

F. REFER TO TN501 FOR SPEAKER MOUNTING DETAILS.

G. CONTRACTOR TO UTILIZE EXISTING SPEAKER PLACEMENTS FOR INSTALLATION OF NEW SPEAKERS WHEREVER POSSIBLE. TEMPORARILY SUPPORT EXISTING SPEAKERS DURING CONSTRUCTION UNTIL NEW SYSTEM HAS BEEN INSTALLED, TESTED, AND ACCEPTED.

PARTITION LEGEND

- EXISTING PARTITION
- EXISTING SMOKE PARTITION/ BARRIER TO BE MAINTAINED
- EXISTING 1 HOUR FIRE RATED PARTITION TO BE MAINTAINED
- EXISTING 2 HOUR FIRE RATED PARTITION TO BE MAINTAINED

NOTE: NOT ALL SYMBOLS MAY BE USED

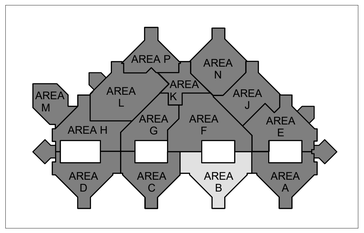

N

1 BLDG 100 - TELECOMMUNICATIONS PLAN - LEVEL 2 - AREA B
3/32" = 1'-0"

FULLY SPRINKLERED

100% BID DOCUMENTS

No.	REVISION DESCRIPTION	DATE

CONSULTANTS:

ARCHITECT
SPUR DESIGN
312 SW 25TH STREET
OKLAHOMA CITY, OK 73109
(405) 842-6100

MECH / ELEC / PLUMB / TELECOM
SPUR DESIGN
2519 MADISON AVE., STE 100
KANSAS CITY, MO 64108
(913) 369-7200

FIRE PROTECTION ENGINEER
RATED ENGINEERING
609 S. KELLY AVENUE, STE H2
EDMOND, OK 73003
(405) 210-5814

INDUSTRIAL HYGENIST
RIVERFRONT SAFETY & HEALTH
11140 S TOWNE SQUARE, STE 100
ST. LOUIS, MO 63123
(314) 917-0148

PHYSICAL SECURITY
FORCE PROTECT
10901 FRONT BEACH RD, UNIT 1415
PANAMA CITY BEACH, FL 32407
(502) 836-4232

ENGINEER: H2B #: 23-133

H2B, INC.
1225 NORTH LOOP WEST, # 800
HOUSTON, TEXAS 77008
(713) 864-2900

TEXAS FIRM REGISTRATION #: 8856

STAMP:
REGISTERED COMMUNICATIONS DISTRIBUTION DESIGNER
BICSI
KRISTOPHER S HETLAGE
BICSI ID # 328601
EXPIRES 12-31-27
RCDD
7/14/25

Drawing Title
TELECOMMUNICATIONS PLANS - BUILDING 100 - LEVEL 2 - AREA B

VA Health Care System Approval:

Project Title
REPLACE/UPGRADE CAMPUS OVERHEAD PAGING SYSTEM

Location MICHAEL E. DEBAKEY VAMC
2002 HOLCOMBE BLVD
HOUSTON, TX 77030

Date **07/21/2025** | Checked KGH | Drawn MDT

Project Number **580-25-101**

Building Number 100

Drawing Number
TN228
Drawing # 156 OF 231

Veterans Health Administration

VA U.S. Department of Veterans Affairs

7/18/2025 17:20:13

VA FORM 08-6231

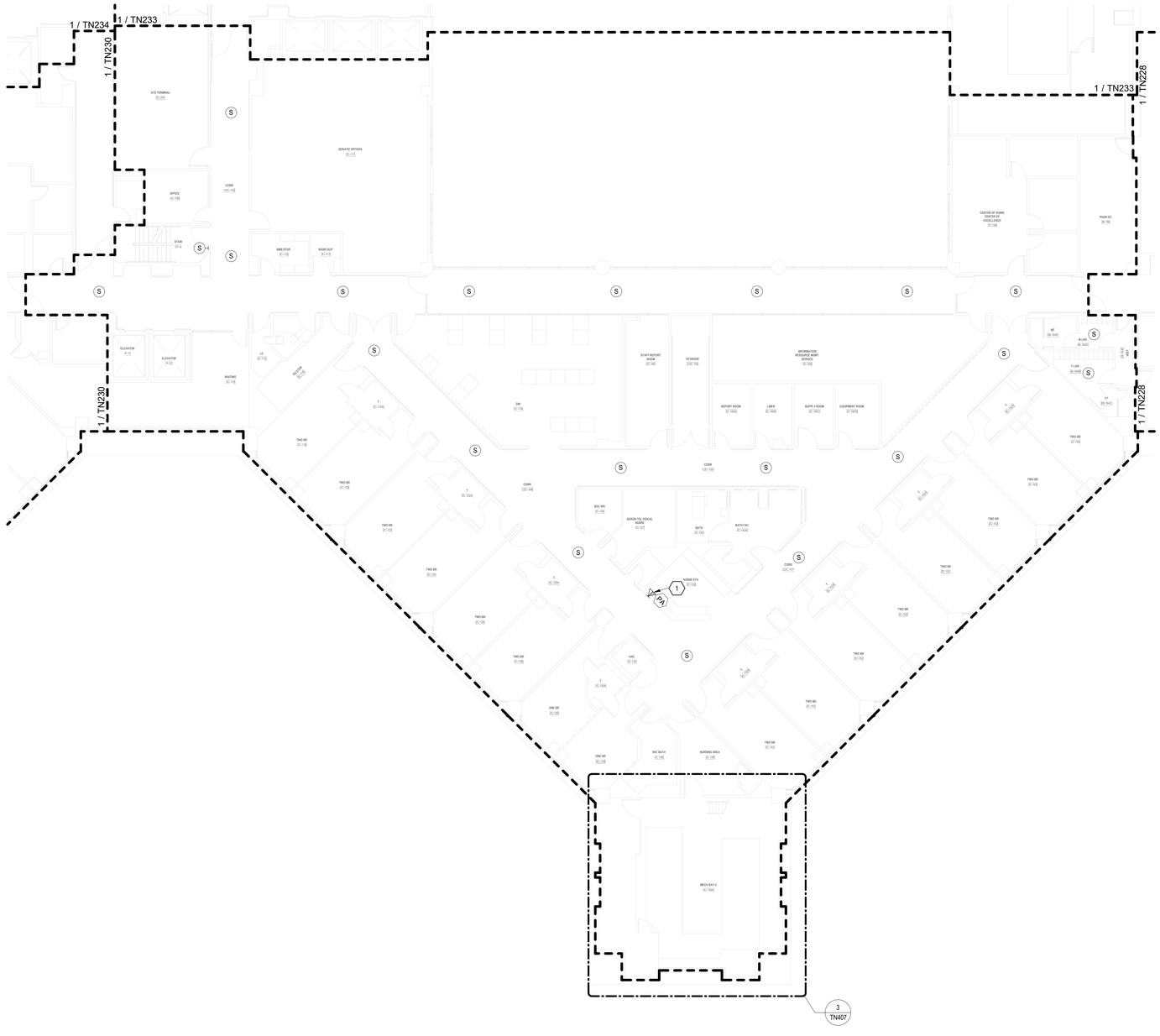

TELECOMMUNICATIONS GENERAL NOTES

A. DRAWING IS DIAGRAMMATIC IN NATURE AND IS NOT TO BE CONSTRUED AS ALL INCLUSIVE; FIELD VERIFY EXISTING CONDITIONS AND ADJUST WORK AS REQUIRED TO EXECUTE SPECIFIED WORK.

B. EXISTING CONDITIONS INDICATED ARE BASED ON GENERAL FIELD NOTES AND HISTORICAL DATA AND DOCUMENTATION AND ARE FOR REFERENCE PURPOSES ONLY TO DEFINE SCOPE OF WORK; FIELD VERIFY ALL CONDITIONS.

C. THIS SITE IS AN ACTIVE WORKING ENVIRONMENT; SYSTEMS SHALL NOT BE SHUTDOWN WITHOUT WRITTEN AUTHORIZATION; ALL REQUESTS SHALL BE SUBMITTED IN WRITING A MINIMUM OF TEN (10) WORKING-DAYS PRIOR TO PROPOSED ACTIVITY DATE OR NEED UNLESS DIRECTED OTHERWISE.

D. SEE T-001 TELECOMMUNICATIONS COVER SHEET FOR SYMBOLS DEFINITION:
1. SYMBOLS GRAYED/ HALFTONE: INDICATED FOR REFERENCE AND/OR INDICATING EXISTING UNLESS SPECIFICALLY NOTED OTHERWISE.
2. SYMBOLS DASHED OR SPECIFICALLY KEYED NOTED: INDICATES DEMOLITION WORK.

E. OWNER SHALL HAVE FIRST SALVAGE RIGHTS FOR ANY DEMOLISHED DEVICES OR MATERIAL.

F. REFER TO TN501 FOR SPEAKER MOUNTING DETAILS.

G. CONTRACTOR TO UTILIZE EXISTING SPEAKER PLACEMENTS FOR INSTALLATION OF NEW SPEAKERS WHEREVER POSSIBLE. TEMPORARILY SUPPORT EXISTING SPEAKERS DURING CONSTRUCTION UNTIL NEW SYSTEM HAS BEEN INSTALLED, TESTED, AND ACCEPTED.

TELECOMMUNICATIONS KEYNOTES

#	
1	INTERACTIVE DESKTOP PA USER INTERFACE CONSOLE; PROVIDE CAT6A WORKSTATION OUTLET AND CABLING BACK TO SERVING ZONE NETWORK CABINET; COORDINATE FINAL LOCATION WITH VAMC.

PARTITION LEGEND

- EXISTING PARTITION
- EXISTING SMOKE PARTITION/ BARRIER TO BE MAINTAINED
- EXISTING 1 HOUR FIRE RATED PARTITION TO BE MAINTAINED
- EXISTING 2 HOUR FIRE RATED PARTITION TO BE MAINTAINED

NOTE: NOT ALL SYMBOLS MAY BE USED

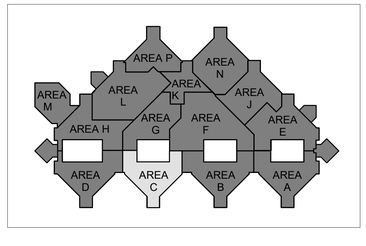

N

1 BLDG 100 - TELECOMMUNICATIONS PLAN - LEVEL 2 - AREA C
3/32" = 1'-0"

FULLY SPRINKLERED

100% BID DOCUMENTS

No.	REVISION DESCRIPTION	DATE

7/18/2025 17:20:18

CONSULTANTS:

ARCHITECT
SPUR DESIGN
312 SW 25TH STREET
OKLAHOMA CITY, OK 73109
(405) 842-6100

MECH / ELEC / PLUMB / TELECOM
SPUR DESIGN
2519 MADISON AVE., STE 100
KANSAS CITY, MO 64108
(913) 369-7200

FIRE PROTECTION ENGINEER
RATED ENGINEERING
609 S. KELLY AVENUE, STE H2
EDMOND, OK 73003
(405) 210-5814

INDUSTRIAL HYGENIST
RIVERFRONT SAFETY & HEALTH
11140 S TOWNE SQUARE, STE 100
ST. LOUIS, MO 63123
(314) 917-0148

PHYSICAL SECURITY
FORCE PROTECT
10901 FRONT BEACH RD, UNIT 1415
PANAMA CITY BEACH, FL 32407
(502) 836-4232

ENGINEER: H2B #: 23-133

H2B, INC.
1225 NORTH LOOP WEST, # 800
HOUSTON, TEXAS 77008
(713) 864-2900

TEXAS FIRM REGISTRATION #: 8856

STAMP:
REGISTERED COMMUNICATIONS DISTRIBUTION DESIGNER
BICSI
KRISTOPHER Q. HETLAGE
BICSI ID # 328601
EXPIRES 12-31-27
RCDD
9/4/25

Drawing Title
TELECOMMUNICATIONS PLANS - BUILDING 100 - LEVEL 2 - AREA C

VA Health Care System Approval:

Project Title
REPLACE/UPGRADE CAMPUS OVERHEAD PAGING SYSTEM

Location MICHAEL E. DEBAKEY VAMC
2002 HOLCOMBE BLVD
HOUSTON, TX 77030

Date	Checked	Drawn
07/21/2025	KGH	MDT

Project Number
580-25-101

Building Number
100

Drawing Number
TN229
Drawing # 157 OF 231

Veterans Health Administration

VA U.S. Department of Veterans Affairs

VA FORM 08-6231

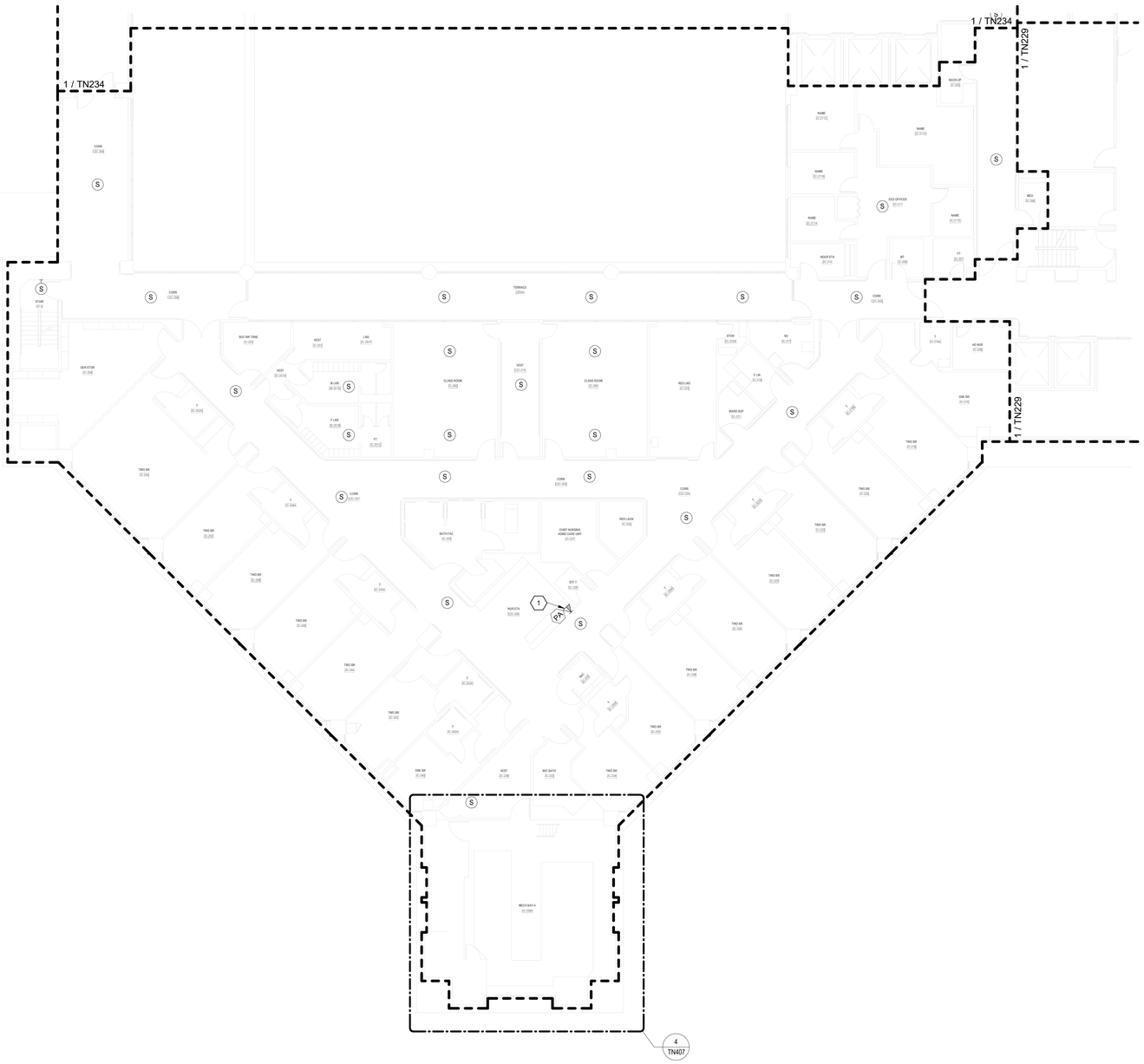

TELECOMMUNICATIONS GENERAL NOTES

A. DRAWING IS DIAGRAMMATIC IN NATURE AND IS NOT TO BE CONSTRUED AS ALL INCLUSIVE; FIELD VERIFY EXISTING CONDITIONS AND ADJUST WORK AS REQUIRED TO EXECUTE SPECIFIED WORK.

B. EXISTING CONDITIONS INDICATED ARE BASED ON GENERAL FIELD NOTES AND HISTORICAL DATA AND DOCUMENTATION AND ARE FOR REFERENCE PURPOSES ONLY TO DEFINE SCOPE OF WORK; FIELD VERIFY ALL CONDITIONS.

C. THIS SITE IS AN ACTIVE WORKING ENVIRONMENT; SYSTEMS SHALL NOT BE SHUTDOWN WITHOUT WRITTEN AUTHORIZATION; ALL REQUESTS SHALL BE SUBMITTED IN WRITING A MINIMUM OF TEN (10) WORKING-DAYS PRIOR TO PROPOSED ACTIVITY DATE OR NEED UNLESS DIRECTED OTHERWISE.

D. SEE T-001 TELECOMMUNICATIONS COVER SHEET FOR SYMBOLS DEFINITION:
1. SYMBOLS GRAYED/ HALFTONE: INDICATED FOR REFERENCE AND/OR INDICATING EXISTING UNLESS SPECIFICALLY NOTED OTHERWISE.
2. SYMBOLS DASHED OR SPECIFICALLY KEYED NOTED: INDICATES DEMOLITION WORK.

E. OWNER SHALL HAVE FIRST SALVAGE RIGHTS FOR ANY DEMOLISHED DEVICES OR MATERIAL.

F. REFER TO TN501 FOR SPEAKER MOUNTING DETAILS.

G. CONTRACTOR TO UTILIZE EXISTING SPEAKER PLACEMENTS FOR INSTALLATION OF NEW SPEAKERS WHEREVER POSSIBLE. TEMPORARILY SUPPORT EXISTING SPEAKERS DURING CONSTRUCTION UNTIL NEW SYSTEM HAS BEEN INSTALLED, TESTED, AND ACCEPTED.

TELECOMMUNICATIONS KEYNOTES

1	INTERACTIVE DESKTOP PA USER INTERFACE CONSOLE; PROVIDE CAT6A WORKSTATION OUTLET AND CABLING BACK TO SERVING ZONE NETWORK CABINET; COORDINATE FINAL LOCATION WITH VAMC.

PARTITION LEGEND

- EXISTING PARTITION
- EXISTING SMOKE PARTITION/ BARRIER TO BE MAINTAINED
- EXISTING 1 HOUR FIRE RATED PARTITION TO BE MAINTAINED
- EXISTING 2 HOUR FIRE RATED PARTITION TO BE MAINTAINED

NOTE: NOT ALL SYMBOLS MAY BE USED

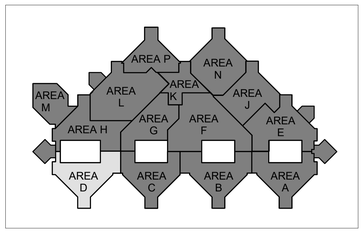

N

1 BLDG 100 - TELECOMMUNICATIONS PLAN - LEVEL 2 - AREA D
3/32" = 1'-0"

FULLY SPRINKLERED

100% BID DOCUMENTS

No.	REVISION DESCRIPTION	DATE

CONSULTANTS:

ARCHITECT
SPUR DESIGN
312 SW 25TH STREET
OKLAHOMA CITY, OK 73109
(405) 842-6100

MECH / ELEC / PLUMB / TELECOM
SPUR DESIGN
2519 MADISON AVE., STE 100
KANSAS CITY, MO 64108
(913) 369-7200

FIRE PROTECTION ENGINEER
RATED ENGINEERING
609 S. KELLY AVENUE, STE H2
EDMOND, OK 73003
(405) 210-5814

INDUSTRIAL HYGENIST
RIVERFRONT SAFETY & HEALTH
11140 S TOWNE SQUARE, STE 100
ST. LOUIS, MO 63123
(314) 917-0148

PHYSICAL SECURITY
FORCE PROTECT
10901 FRONT BEACH RD, UNIT 1415
PANAMA CITY BEACH, FL 32407
(502) 836-4232

ENGINEER: H2B #: 23-133

H2B, INC.
1225 NORTH LOOP WEST, # 800
HOUSTON, TEXAS 77008
(713) 864-2900

TEXAS FIRM REGISTRATION #: 8856

STAMP:
REGISTERED COMMUNICATIONS DISTRIBUTION DESIGNER
Bicsi
KRISTOPHER G HETLAGE
BICSI ID # 329601
EXPIRES 12-31-27
RCDD
7/21/25

Drawing Title
TELECOMMUNICATIONS PLANS - BUILDING 100 - LEVEL 2 - AREA D

VA Health Care System Approval:

Project Title
REPLACE/UPGRADE CAMPUS OVERHEAD PAGING SYSTEM

Location MICHAEL E. DEBAKEY VAMC
2002 HOLCOMBE BLVD
HOUSTON, TX 77030

Date **07/21/2025** | Checked KGH | Drawn MDT

Project Number **580-25-101**

Building Number 100

Drawing Number
TN230
Drawing # 158 OF 231

Veterans Health Administration

U.S. Department of Veterans Affairs

7/18/2025 17:20:30

VA FORM 08-6231

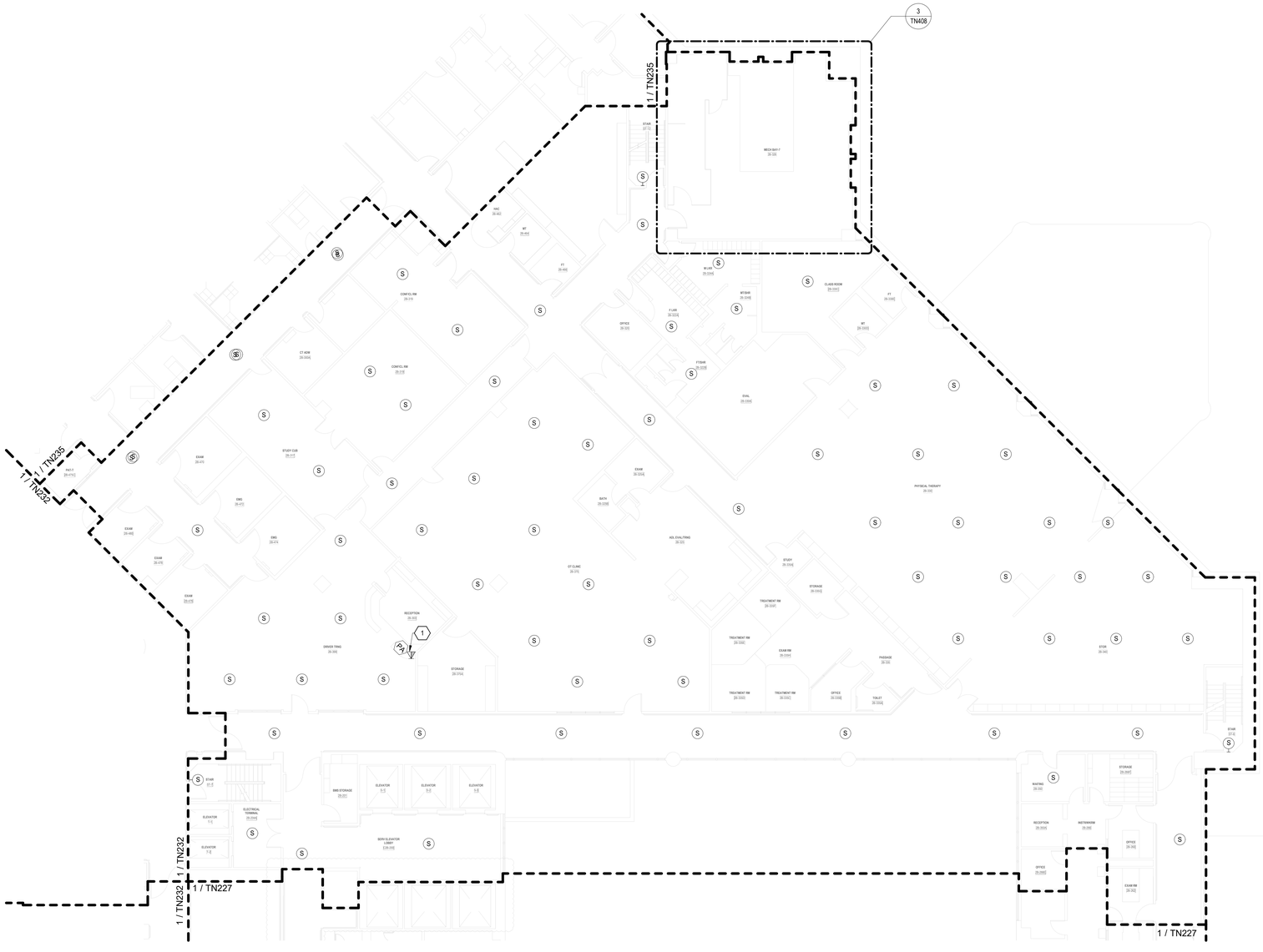

TELECOMMUNICATIONS GENERAL NOTES

A. DRAWING IS DIAGRAMMATIC IN NATURE AND IS NOT TO BE CONSTRUED AS ALL INCLUSIVE; FIELD VERIFY EXISTING CONDITIONS AND ADJUST WORK AS REQUIRED TO EXECUTE SPECIFIED WORK.

B. EXISTING CONDITIONS INDICATED ARE BASED ON GENERAL FIELD NOTES AND HISTORICAL DATA AND DOCUMENTATION AND ARE FOR REFERENCE PURPOSES ONLY TO DEFINE SCOPE OF WORK; FIELD VERIFY ALL CONDITIONS.

C. THIS SITE IS AN ACTIVE WORKING ENVIRONMENT; SYSTEMS SHALL NOT BE SHUTDOWN WITHOUT WRITTEN AUTHORIZATION; ALL REQUESTS SHALL BE SUBMITTED IN WRITING A MINIMUM OF TEN (10) WORKING-DAYS PRIOR TO PROPOSED ACTIVITY DATE OR NEED UNLESS DIRECTED OTHERWISE.

D. SEE T-001 TELECOMMUNICATIONS COVER SHEET FOR SYMBOLS DEFINITION:
1. SYMBOLS GRAYED/ HALFTONE: INDICATED FOR REFERENCE AND/OR INDICATING EXISTING UNLESS SPECIFICALLY NOTED OTHERWISE.
2. SYMBOLS DASHED OR SPECIFICALLY KEYED NOTED: INDICATES DEMOLITION WORK.

E. OWNER SHALL HAVE FIRST SALVAGE RIGHTS FOR ANY DEMOLISHED DEVICES OR MATERIAL.

F. REFER TO TN501 FOR SPEAKER MOUNTING DETAILS.

G. CONTRACTOR TO UTILIZE EXISTING SPEAKER PLACEMENTS FOR INSTALLATION OF NEW SPEAKERS WHEREVER POSSIBLE. TEMPORARILY SUPPORT EXISTING SPEAKERS DURING CONSTRUCTION UNTIL NEW SYSTEM HAS BEEN INSTALLED, TESTED, AND ACCEPTED.

TELECOMMUNICATIONS KEYNOTES

#	
1	INTERACTIVE DESKTOP PA USER INTERFACE CONSOLE; PROVIDE CAT6A WORKSTATION OUTLET AND CABLING BACK TO SERVING ZONE NETWORK CABINET; COORDINATE FINAL LOCATION WITH VAMC.

PARTITION LEGEND

- EXISTING PARTITION
- EXISTING SMOKE PARTITION/ BARRIER TO BE MAINTAINED
- EXISTING 1 HOUR FIRE RATED PARTITION TO BE MAINTAINED
- EXISTING 2 HOUR FIRE RATED PARTITION TO BE MAINTAINED

NOTE: NOT ALL SYMBOLS MAY BE USED

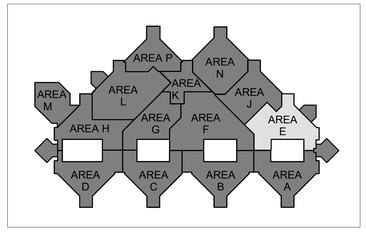

N

1 BLDG 100 - TELECOMMUNICATIONS PLAN - LEVEL 2 - AREA E+
3/32" = 1'-0"

FULLY SPRINKLERED

100% BID DOCUMENTS

No.	REVISION DESCRIPTION	DATE

7/18/2025 17:20:34

CONSULTANTS:

ARCHITECT
SPUR DESIGN
312 SW 25TH STREET
OKLAHOMA CITY, OK 73109
(405) 842-6100

MECH / ELEC / PLUMB / TELECOM
SPUR DESIGN
2519 MADISON AVE., STE 100
KANSAS CITY, MO 64108
(913) 369-7200

FIRE PROTECTION ENGINEER
RATED ENGINEERING
609 S. KELLY AVENUE, STE H2
EDMOND, OK 73003
(405) 210-5814

INDUSTRIAL HYGENIST
RIVERFRONT SAFETY & HEALTH
11140 S TOWNE SQUARE, STE 100
ST. LOUIS, MO 63123
(314) 917-0148

PHYSICAL SECURITY
FORCE PROTECT
10901 FRONT BEACH RD, UNIT 1415
PANAMA CITY BEACH, FL 32407
(502) 836-4232

ENGINEER: H2B #: 23-133

H2B

H2B, INC.
1225 NORTH LOOP WEST, # 800
HOUSTON, TEXAS 77008
(713) 864-2900

TEXAS FIRM REGISTRATION #: 8856

STAMP:
REGISTERED COMMUNICATIONS DISTRIBUTION DESIGNER
BICSI
KRISTOPHER G HETLAGE
BICSI ID # 328601
EXPIRES 12-31-27
RCDD
7/16/25

Drawing Title
TELECOMMUNICATIONS PLANS - BUILDING 100 - LEVEL 2 - AREA E

VA Health Care System Approval:

Project Title
REPLACE/UPGRADE CAMPUS OVERHEAD PAGING SYSTEM

Location MICHAEL E. DEBAKEY VAMC
2002 HOLCOMBE BLVD
HOUSTON, TX 77030

Date	Checked	Drawn
07/21/2025	KGH	MDT

Project Number
580-25-101

Building Number

Drawing Number
TN231
Drawing # 159 OF 231

Veterans Health Administration

VA | U.S. Department of Veterans Affairs

VA FORM 08-6231

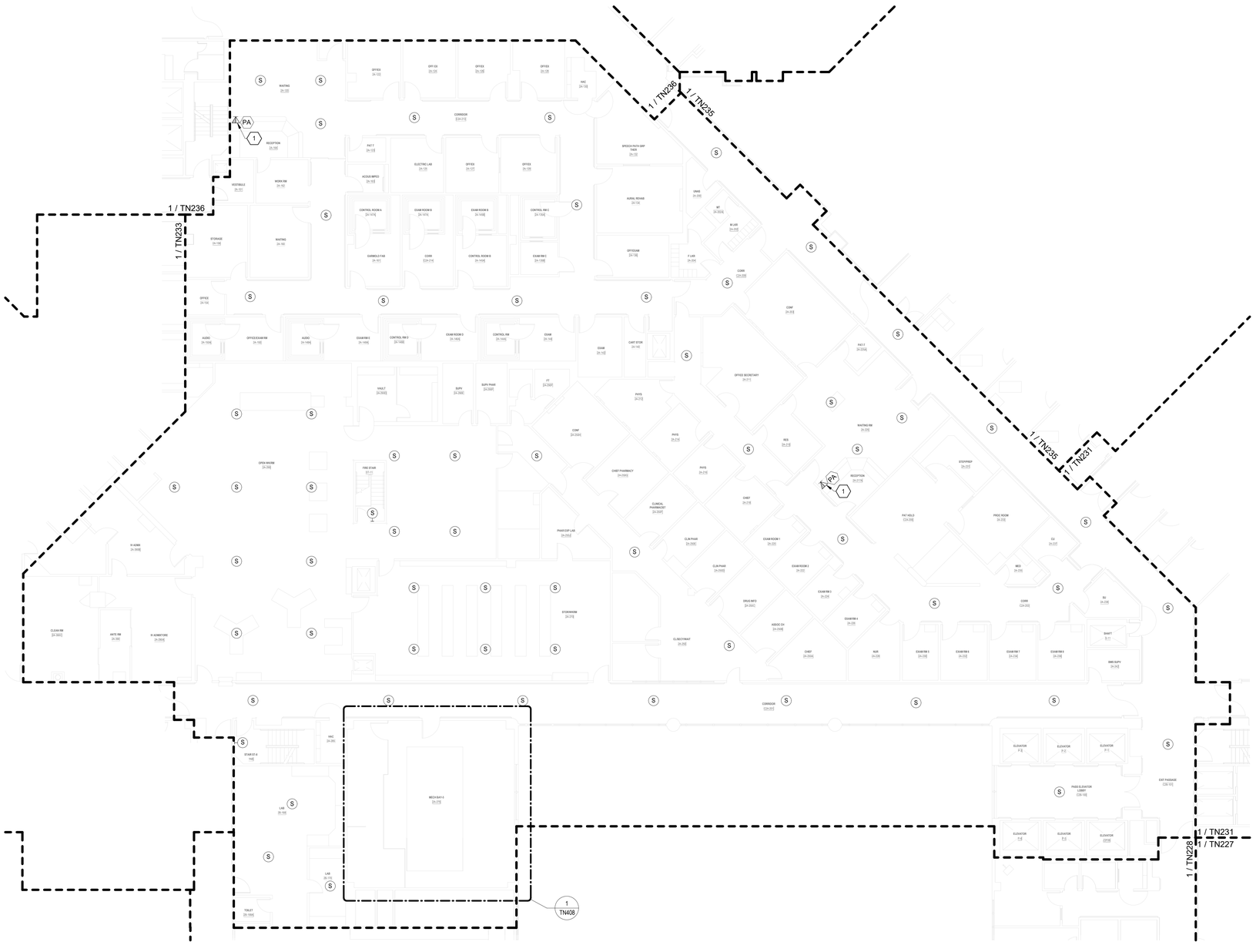

TELECOMMUNICATIONS GENERAL NOTES

A. DRAWING IS DIAGRAMMATIC IN NATURE AND IS NOT TO BE CONSTRUED AS ALL INCLUSIVE; FIELD VERIFY EXISTING CONDITIONS AND ADJUST WORK AS REQUIRED TO EXECUTE SPECIFIED WORK.

B. EXISTING CONDITIONS INDICATED ARE BASED ON GENERAL FIELD NOTES AND HISTORICAL DATA AND DOCUMENTATION AND ARE FOR REFERENCE PURPOSES ONLY TO DEFINE SCOPE OF WORK; FIELD VERIFY ALL CONDITIONS.

C. THIS SITE IS AN ACTIVE WORKING ENVIRONMENT; SYSTEMS SHALL NOT BE SHUTDOWN WITHOUT WRITTEN AUTHORIZATION; ALL REQUESTS SHALL BE SUBMITTED IN WRITING A MINIMUM OF TEN (10) WORKING-DAYS PRIOR TO PROPOSED ACTIVITY DATE OR NEED UNLESS DIRECTED OTHERWISE.

D. SEE T-001 TELECOMMUNICATIONS COVER SHEET FOR SYMBOLS DEFINITION:
1. SYMBOLS GRAYED/ HALFTONE: INDICATED FOR REFERENCE AND/OR INDICATING EXISTING UNLESS SPECIFICALLY NOTED OTHERWISE.
2. SYMBOLS DASHED OR SPECIFICALLY KEYED NOTED: INDICATES DEMOLITION WORK.

E. OWNER SHALL HAVE FIRST SALVAGE RIGHTS FOR ANY DEMOLISHED DEVICES OR MATERIAL.

F. REFER TO TN501 FOR SPEAKER MOUNTING DETAILS.

G. CONTRACTOR TO UTILIZE EXISTING SPEAKER PLACEMENTS FOR INSTALLATION OF NEW SPEAKERS WHEREVER POSSIBLE. TEMPORARILY SUPPORT EXISTING SPEAKERS DURING CONSTRUCTION UNTIL NEW SYSTEM HAS BEEN INSTALLED, TESTED, AND ACCEPTED.

TELECOMMUNICATIONS KEYNOTES

#	
1	INTERACTIVE DESKTOP PA USER INTERFACE CONSOLE; PROVIDE CAT6A WORKSTATION OUTLET AND CABLING BACK TO SERVING ZONE NETWORK CABINET; COORDINATE FINAL LOCATION WITH VAMC.

PARTITION LEGEND

- EXISTING PARTITION
- EXISTING SMOKE PARTITION/ BARRIER TO BE MAINTAINED
- EXISTING 1 HOUR FIRE RATED PARTITION TO BE MAINTAINED
- EXISTING 2 HOUR FIRE RATED PARTITION TO BE MAINTAINED

NOTE: NOT ALL SYMBOLS MAY BE USED

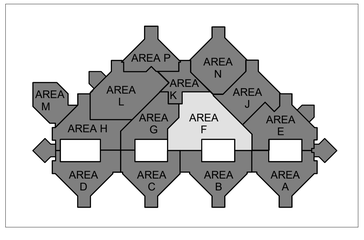

N

1 BLDG 100 - TELECOMMUNICATIONS PLAN - LEVEL 2 - AREA F+
3/32" = 1'-0"

FULLY SPRINKLERED

100% BID DOCUMENTS

No.	REVISION DESCRIPTION	DATE

7/18/2025 17:20:39

CONSULTANTS:

ARCHITECT
SPUR DESIGN
312 SW 25TH STREET
OKLAHOMA CITY, OK 73109
(405) 842-6100

MECH / ELEC / PLUMB / TELECOM
SPUR DESIGN
2519 MADISON AVE., STE 100
KANSAS CITY, MO 64108
(913) 369-7200

FIRE PROTECTION ENGINEER
RATED ENGINEERING
609 S. KELLY AVENUE, STE H2
EDMOND, OK 73003
(405) 210-5814

INDUSTRIAL HYGENIST
RIVERFRONT SAFETY & HEALTH
11140 S TOWNE SQUARE, STE 100
ST. LOUIS, MO 63123
(314) 917-0148

PHYSICAL SECURITY
FORCE PROTECT
10901 FRONT BEACH RD, UNIT 1415
PANAMA CITY BEACH, FL 32407
(502) 836-4232

ENGINEER: H2B #: 23-133

H2B, INC.
1225 NORTH LOOP WEST, # 800
HOUSTON, TEXAS 77008
(713) 864-2900

TEXAS FIRM REGISTRATION #: 8856

STAMP:
REGISTERED COMMUNICATIONS DISTRIBUTION DESIGNER
Bicsi
KRISTOPHER G HETLAGE
BICSI ID # 328601
EXPIRES 12-31-27
RCDD
7/16/25

Drawing Title
TELECOMMUNICATIONS PLANS - BUILDING 100 - LEVEL 2 - AREA F

VA Health Care System Approval:

Project Title
REPLACE/UPGRADE CAMPUS OVERHEAD PAGING SYSTEM

Location MICHAEL E. DEBAKEY VAMC
2002 HOLCOMBE BLVD
HOUSTON, TX 77030

Date	Checked	Drawn
07/21/2025	KGH	MDT

Project Number **580-25-101**

Building Number

Drawing Number
TN232
Drawing # 160 OF 231

Veterans Health Administration

VA U.S. Department of Veterans Affairs

VA FORM 08-6231

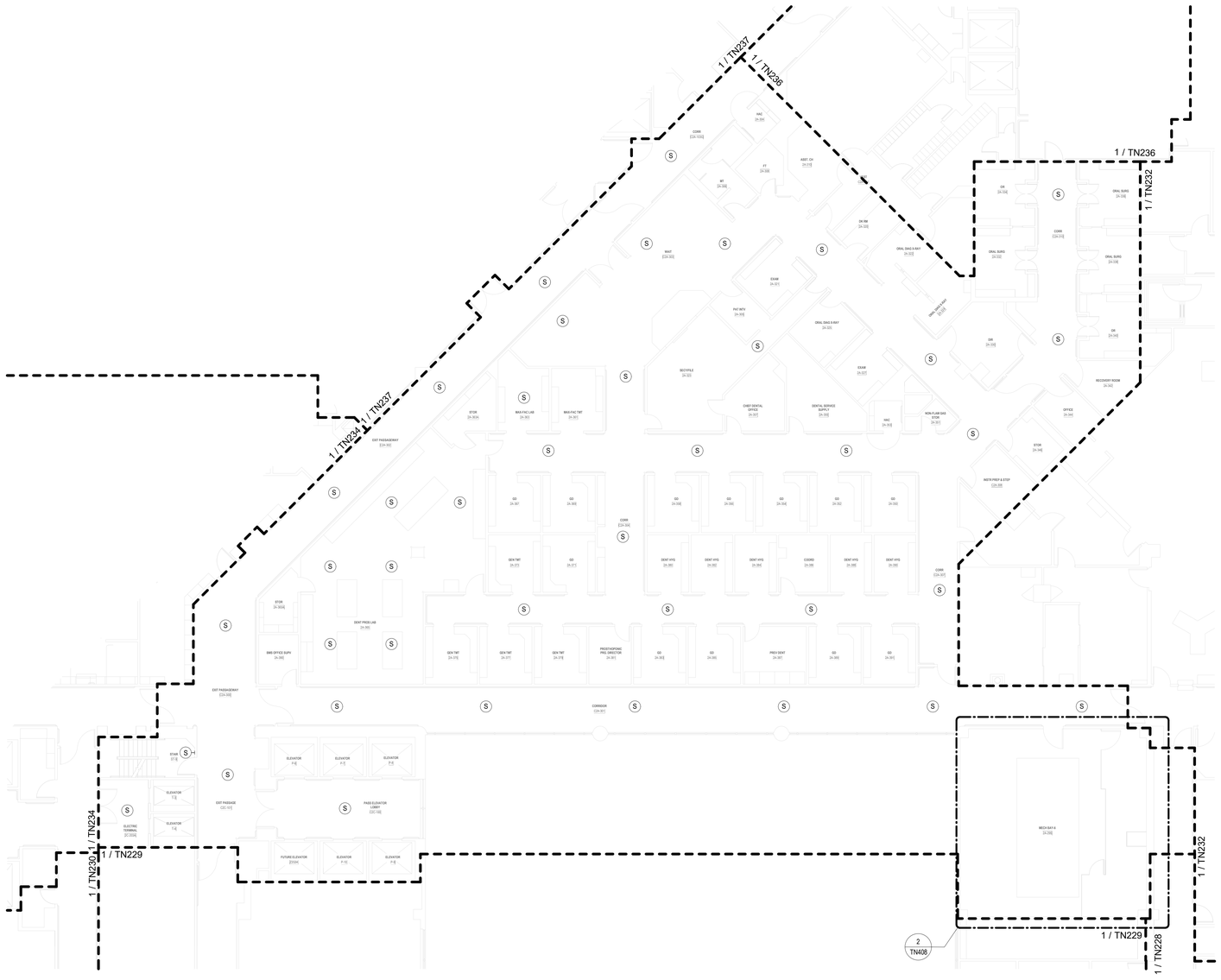

TELECOMMUNICATIONS GENERAL NOTES

A. DRAWING IS DIAGRAMMATIC IN NATURE AND IS NOT TO BE CONSTRUED AS ALL INCLUSIVE; FIELD VERIFY EXISTING CONDITIONS AND ADJUST WORK AS REQUIRED TO EXECUTE SPECIFIED WORK.

B. EXISTING CONDITIONS INDICATED ARE BASED ON GENERAL FIELD NOTES AND HISTORICAL DATA AND DOCUMENTATION AND ARE FOR REFERENCE PURPOSES ONLY TO DEFINE SCOPE OF WORK; FIELD VERIFY ALL CONDITIONS.

C. THIS SITE IS AN ACTIVE WORKING ENVIRONMENT; SYSTEMS SHALL NOT BE SHUTDOWN WITHOUT WRITTEN AUTHORIZATION; ALL REQUESTS SHALL BE SUBMITTED IN WRITING A MINIMUM OF TEN (10) WORKING-DAYS PRIOR TO PROPOSED ACTIVITY DATE OR NEED UNLESS DIRECTED OTHERWISE.

D. SEE T-001 TELECOMMUNICATIONS COVER SHEET FOR SYMBOLS DEFINITION:
1. SYMBOLS GRAYED/ HALFTONE: INDICATED FOR REFERENCE AND/OR INDICATING EXISTING UNLESS SPECIFICALLY NOTED OTHERWISE.
2. SYMBOLS DASHED OR SPECIFICALLY KEYED NOTED: INDICATES DEMOLITION WORK.

E. OWNER SHALL HAVE FIRST SALVAGE RIGHTS FOR ANY DEMOLISHED DEVICES OR MATERIAL.

F. REFER TO TN501 FOR SPEAKER MOUNTING DETAILS.

G. CONTRACTOR TO UTILIZE EXISTING SPEAKER PLACEMENTS FOR INSTALLATION OF NEW SPEAKERS WHEREVER POSSIBLE. TEMPORARILY SUPPORT EXISTING SPEAKERS DURING CONSTRUCTION UNTIL NEW SYSTEM HAS BEEN INSTALLED, TESTED, AND ACCEPTED.

PARTITION LEGEND

- EXISTING PARTITION
- EXISTING SMOKE PARTITION/ BARRIER TO BE MAINTAINED
- EXISTING 1 HOUR FIRE RATED PARTITION TO BE MAINTAINED
- EXISTING 2 HOUR FIRE RATED PARTITION TO BE MAINTAINED

NOTE: NOT ALL SYMBOLS MAY BE USED

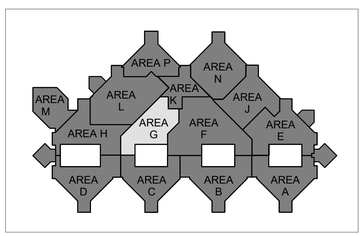

N

1 BLDG 100 - TELECOMMUNICATIONS PLAN - LEVEL 2 - AREA G
3/32" = 1'-0"

FULLY SPRINKLERED

100% BID DOCUMENTS

No.	REVISION DESCRIPTION	DATE

CONSULTANTS:

ARCHITECT
SPUR DESIGN
312 SW 25TH STREET
OKLAHOMA CITY, OK 73109
(405) 842-6100

MECH / ELEC / PLUMB / TELECOM
SPUR DESIGN
2519 MADISON AVE., STE 100
KANSAS CITY, MO 64108
(913) 369-7200

FIRE PROTECTION ENGINEER
RATED ENGINEERING
609 S. KELLY AVENUE, STE H2
EDMOND, OK 73003
(405) 210-5814

INDUSTRIAL HYGENIST
RIVERFRONT SAFETY & HEALTH
11140 S TOWNE SQUARE, STE 100
ST. LOUIS, MO 63123
(314) 917-0148

PHYSICAL SECURITY
FORCE PROTECT
10901 FRONT BEACH RD, UNIT 1415
PANAMA CITY BEACH, FL 32407
(502) 836-4232

ENGINEER: H2B #: 23-133

H2B, INC.
1225 NORTH LOOP WEST, # 800
HOUSTON, TEXAS 77008
(713) 864-2900

TEXAS FIRM REGISTRATION #: 8856

STAMP:
REGISTERED COMMUNICATIONS DISTRIBUTION DESIGNER
BICSI
KRISTOPHER G HETLAGE
BICSI ID # 328601
EXPIRES 12-31-27
RCDD
7/16/25

Drawing Title
TELECOMMUNICATIONS PLANS - BUILDING 100 - LEVEL 2 - AREA G

VA Health Care System Approval:

Project Title
REPLACE/UPGRADE CAMPUS OVERHEAD PAGING SYSTEM

Location MICHAEL E. DEBAKEY VAMC
2002 HOLCOMBE BLVD
HOUSTON, TX 77030

Date	Checked	Drawn
07/21/2025	KGH	MDT

Project Number **580-25-101**

Building Number

Drawing Number **TN233**
Drawing # 161 OF 231

Veterans Health Administration

VA | U.S. Department of Veterans Affairs

7/18/2025 17:20:42

VA FORM 08-6231

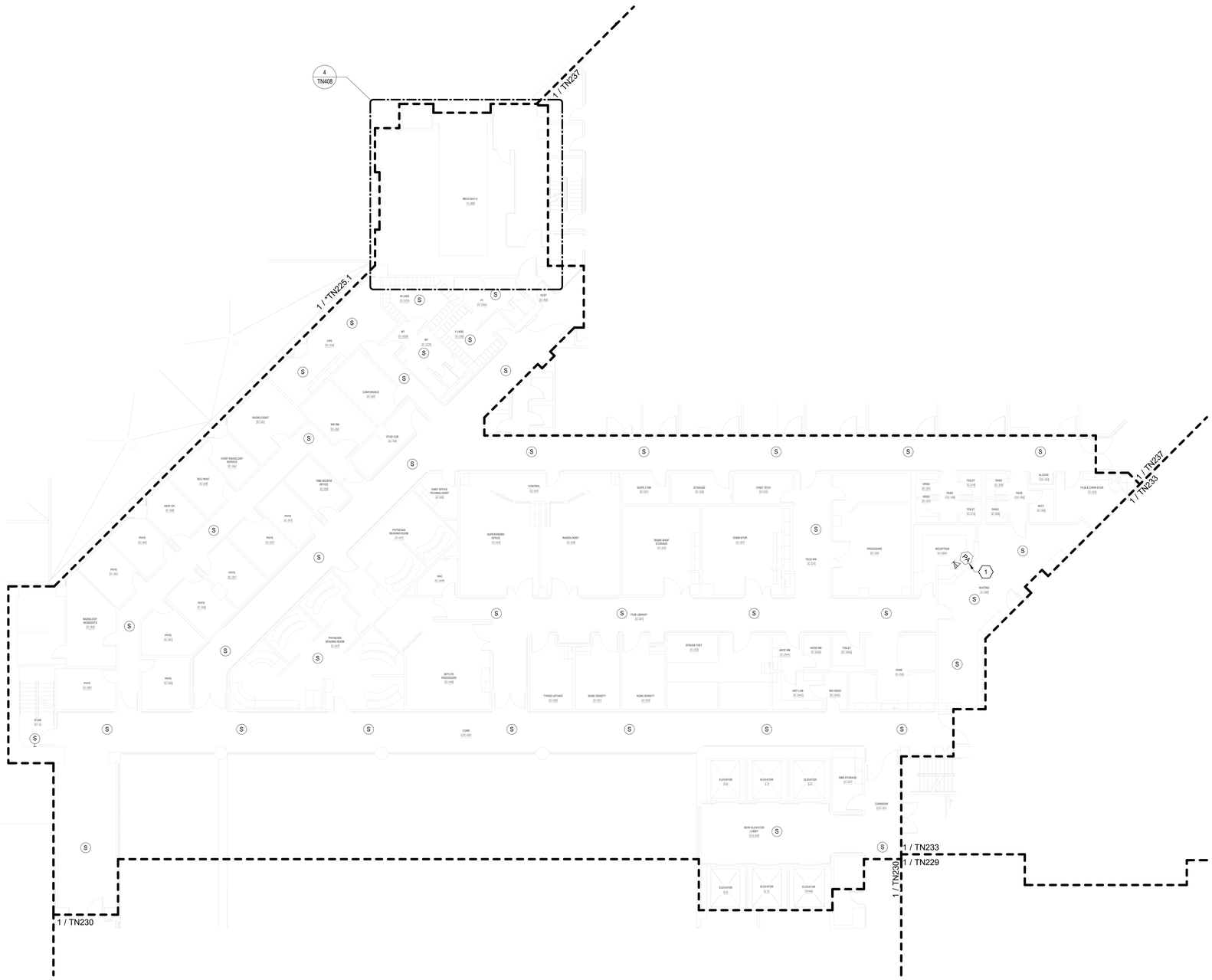

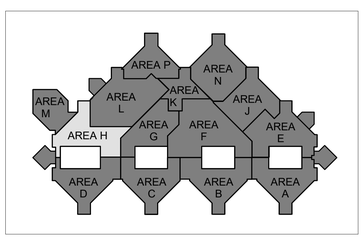

TELECOMMUNICATIONS GENERAL NOTES

A. DRAWING IS DIAGRAMMATIC IN NATURE AND IS NOT TO BE CONSTRUED AS ALL INCLUSIVE; FIELD VERIFY EXISTING CONDITIONS AND ADJUST WORK AS REQUIRED TO EXECUTE SPECIFIED WORK.

B. EXISTING CONDITIONS INDICATED ARE BASED ON GENERAL FIELD NOTES AND HISTORICAL DATA AND DOCUMENTATION AND ARE FOR REFERENCE PURPOSES ONLY TO DEFINE SCOPE OF WORK; FIELD VERIFY ALL CONDITIONS.

C. THIS SITE IS AN ACTIVE WORKING ENVIRONMENT; SYSTEMS SHALL NOT BE SHUTDOWN WITHOUT WRITTEN AUTHORIZATION; ALL REQUESTS SHALL BE SUBMITTED IN WRITING A MINIMUM OF TEN (10) WORKING-DAYS PRIOR TO PROPOSED ACTIVITY DATE OR NEED UNLESS DIRECTED OTHERWISE.

D. SEE T-001 TELECOMMUNICATIONS COVER SHEET FOR SYMBOLS DEFINITION:
1. SYMBOLS GRAYED/ HALFTONE: INDICATED FOR REFERENCE AND/OR INDICATING EXISTING UNLESS SPECIFICALLY NOTED OTHERWISE.
2. SYMBOLS DASHED OR SPECIFICALLY KEYED NOTED: INDICATES DEMOLITION WORK.

E. OWNER SHALL HAVE FIRST SALVAGE RIGHTS FOR ANY DEMOLISHED DEVICES OR MATERIAL.

F. REFER TO TN501 FOR SPEAKER MOUNTING DETAILS.

G. CONTRACTOR TO UTILIZE EXISTING SPEAKER PLACEMENTS FOR INSTALLATION OF NEW SPEAKERS WHEREVER POSSIBLE. TEMPORARILY SUPPORT EXISTING SPEAKERS DURING CONSTRUCTION UNTIL NEW SYSTEM HAS BEEN INSTALLED, TESTED, AND ACCEPTED.

TELECOMMUNICATIONS KEYNOTES

#	
1	INTERACTIVE DESKTOP PA USER INTERFACE CONSOLE; PROVIDE CAT6A WORKSTATION OUTLET AND CABLING BACK TO SERVING ZONE NETWORK CABINET; COORDINATE FINAL LOCATION WITH VAMC.

PARTITION LEGEND

- EXISTING PARTITION
- EXISTING SMOKE PARTITION/ BARRIER TO BE MAINTAINED
- EXISTING 1 HOUR FIRE RATED PARTITION TO BE MAINTAINED
- EXISTING 2 HOUR FIRE RATED PARTITION TO BE MAINTAINED

NOTE: NOT ALL SYMBOLS MAY BE USED

N

1 BLDG 100 - TELECOMMUNICATIONS PLAN - LEVEL 2 - AREA H
3/32" = 1'-0"

FULLY SPRINKLERED

100% BID DOCUMENTS

No.	REVISION DESCRIPTION	DATE

CONSULTANTS:

ARCHITECT
SPUR DESIGN
312 SW 25TH STREET
OKLAHOMA CITY, OK 73109
(405) 842-6100

MECH / ELEC / PLUMB / TELECOM
SPUR DESIGN
2519 MADISON AVE., STE 100
KANSAS CITY, MO 64108
(913) 369-7200

FIRE PROTECTION ENGINEER
RATED ENGINEERING
609 S. KELLY AVENUE, STE H2
EDMOND, OK 73003
(405) 210-5814

INDUSTRIAL HYGENIST
RIVERFRONT SAFETY & HEALTH
11140 S TOWNE SQUARE, STE 100
ST. LOUIS, MO 63123
(314) 917-0148

PHYSICAL SECURITY
FORCE PROTECT
10901 FRONT BEACH RD, UNIT 1415
PANAMA CITY BEACH, FL 32407
(502) 836-4232

ENGINEER: H2B #: 23-133

H2B, INC.
1225 NORTH LOOP WEST, # 800
HOUSTON, TEXAS 77008
(713) 864-2900

TEXAS FIRM REGISTRATION #: 8856

STAMP:
REGISTERED COMMUNICATIONS DISTRIBUTION DESIGNER
Bicsi
KRISTOPHER G HETLAGE
BICSI ID # 339601
EXPIRES 12-31-27
RCDD
7/18/25

Drawing Title
TELECOMMUNICATIONS PLANS - BUILDING 100 - LEVEL 2 - AREA H

VA Health Care System Approval:

Project Title
REPLACE/UPGRADE CAMPUS OVERHEAD PAGING SYSTEM

Location MICHAEL E. DEBAKEY VAMC
2002 HOLCOMBE BLVD
HOUSTON, TX 77030

Date **07/21/2025** | Checked KGH | Drawn MDT

Project Number **580-25-101**

Building Number

Drawing Number
TN234
Drawing # 162 OF 231

Veterans Health Administration

VA U.S. Department of Veterans Affairs

7/18/2025 17:20:47

VA FORM 08-6231

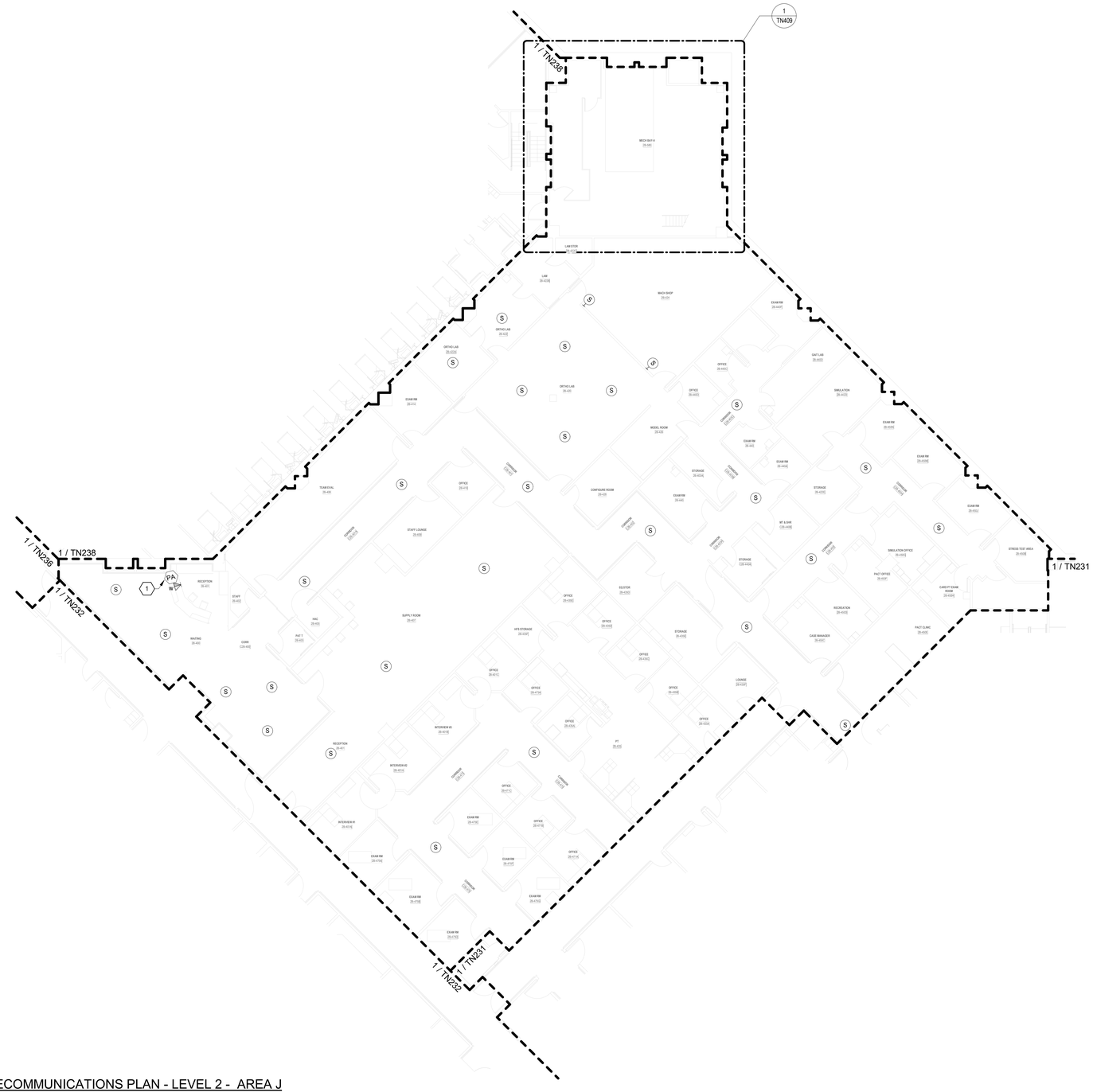

TELECOMMUNICATIONS GENERAL NOTES

A. DRAWING IS DIAGRAMMATIC IN NATURE AND IS NOT TO BE CONSTRUED AS ALL INCLUSIVE; FIELD VERIFY EXISTING CONDITIONS AND ADJUST WORK AS REQUIRED TO EXECUTE SPECIFIED WORK.

B. EXISTING CONDITIONS INDICATED ARE BASED ON GENERAL FIELD NOTES AND HISTORICAL DATA AND DOCUMENTATION AND ARE FOR REFERENCE PURPOSES ONLY TO DEFINE SCOPE OF WORK; FIELD VERIFY ALL CONDITIONS.

C. THIS SITE IS AN ACTIVE WORKING ENVIRONMENT; SYSTEMS SHALL NOT BE SHUTDOWN WITHOUT WRITTEN AUTHORIZATION; ALL REQUESTS SHALL BE SUBMITTED IN WRITING A MINIMUM OF TEN (10) WORKING-DAYS PRIOR TO PROPOSED ACTIVITY DATE OR NEED UNLESS DIRECTED OTHERWISE.

D. SEE T-001 TELECOMMUNICATIONS COVER SHEET FOR SYMBOLS DEFINITION:
1. SYMBOLS GRAYED/ HALFTONE: INDICATED FOR REFERENCE AND/OR INDICATING EXISTING UNLESS SPECIFICALLY NOTED OTHERWISE.
2. SYMBOLS DASHED OR SPECIFICALLY KEYED NOTED: INDICATES DEMOLITION WORK.

E. OWNER SHALL HAVE FIRST SALVAGE RIGHTS FOR ANY DEMOLISHED DEVICES OR MATERIAL.

F. REFER TO TN501 FOR SPEAKER MOUNTING DETAILS.

G. CONTRACTOR TO UTILIZE EXISTING SPEAKER PLACEMENTS FOR INSTALLATION OF NEW SPEAKERS WHEREVER POSSIBLE. TEMPORARILY SUPPORT EXISTING SPEAKERS DURING CONSTRUCTION UNTIL NEW SYSTEM HAS BEEN INSTALLED, TESTED, AND ACCEPTED.

TELECOMMUNICATIONS KEYNOTES

0	
1	INTERACTIVE DESKTOP PA USER INTERFACE CONSOLE; PROVIDE CAT6A WORKSTATION OUTLET AND CABLING BACK TO SERVING ZONE NETWORK CABINET; COORDINATE FINAL LOCATION WITH VAMC.

PARTITION LEGEND

- EXISTING PARTITION
- EXISTING SMOKE PARTITION/ BARRIER TO BE MAINTAINED
- EXISTING 1 HOUR FIRE RATED PARTITION TO BE MAINTAINED
- EXISTING 2 HOUR FIRE RATED PARTITION TO BE MAINTAINED

NOTE: NOT ALL SYMBOLS MAY BE USED

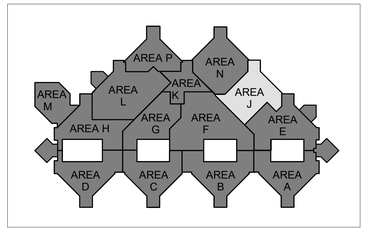

N

1 BLDG 100 - TELECOMMUNICATIONS PLAN - LEVEL 2 - AREA J
3/32" = 1'-0"

FULLY SPRINKLERED

100% BID DOCUMENTS

No.	REVISION DESCRIPTION	DATE

CONSULTANTS:

ARCHITECT
SPUR DESIGN
312 SW 25TH STREET
OKLAHOMA CITY, OK 73109
(405) 842-6100

MECH / ELEC / PLUMB / TELECOM
SPUR DESIGN
2519 MADISON AVE., STE 100
KANSAS CITY, MO 64108
(913) 369-7200

FIRE PROTECTION ENGINEER
RATED ENGINEERING
609 S. KELLY AVENUE, STE H2
EDMOND, OK 73003
(405) 210-5814

INDUSTRIAL HYGENIST
RIVERFRONT SAFETY & HEALTH
11140 S TOWNE SQUARE, STE 100
ST. LOUIS, MO 63123
(314) 917-0148

PHYSICAL SECURITY
FORCE PROTECT
10901 FRONT BEACH RD, UNIT 1415
PANAMA CITY BEACH, FL 32407
(502) 836-4232

ENGINEER: H2B #: 23-133

H2B, INC.
1225 NORTH LOOP WEST, # 800
HOUSTON, TEXAS 77008
(713) 864-2900

TEXAS FIRM REGISTRATION #: 8856

STAMP:
REGISTERED COMMUNICATIONS DISTRIBUTION DESIGNER
BICSI
KRISTOPHER Q HETLAGE
BICSI ID # 328601
EXPIRES 12-31-27
RCDD
7/14/25

Drawing Title
TELECOMMUNICATIONS PLANS - BUILDING 100 - LEVEL 2 - AREA J

VA Health Care System Approval:

Project Title
REPLACE/UPGRADE CAMPUS OVERHEAD PAGING SYSTEM

Location MICHAEL E. DEBAKEY VAMC
2002 HOLCOMBE BLVD
HOUSTON, TX 77030

Date	Checked	Drawn
07/21/2025	KGH	MDT

Project Number
580-25-101

Building Number

Drawing Number
TN235
Drawing # 163 OF 231

Veterans Health Administration

U.S. Department of Veterans Affairs

7/18/2025 17:20:51

VA FORM 08-6231

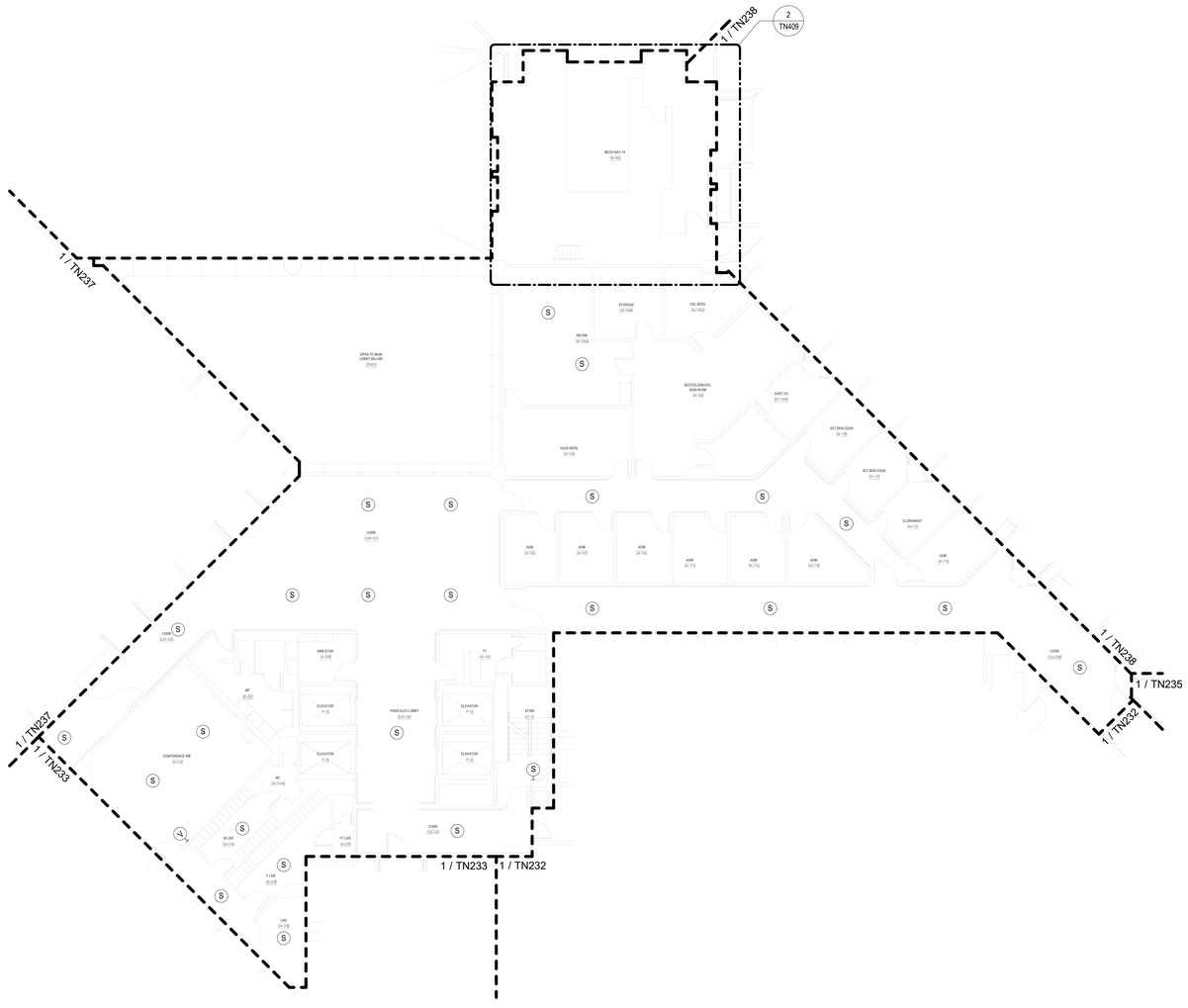

TELECOMMUNICATIONS GENERAL NOTES

A. DRAWING IS DIAGRAMMATIC IN NATURE AND IS NOT TO BE CONSTRUED AS ALL INCLUSIVE; FIELD VERIFY EXISTING CONDITIONS AND ADJUST WORK AS REQUIRED TO EXECUTE SPECIFIED WORK.

B. EXISTING CONDITIONS INDICATED ARE BASED ON GENERAL FIELD NOTES AND HISTORICAL DATA AND DOCUMENTATION AND ARE FOR REFERENCE PURPOSES ONLY TO DEFINE SCOPE OF WORK; FIELD VERIFY ALL CONDITIONS.

C. THIS SITE IS AN ACTIVE WORKING ENVIRONMENT; SYSTEMS SHALL NOT BE SHUTDOWN WITHOUT WRITTEN AUTHORIZATION; ALL REQUESTS SHALL BE SUBMITTED IN WRITING A MINIMUM OF TEN (10) WORKING-DAYS PRIOR TO PROPOSED ACTIVITY DATE OR NEED UNLESS DIRECTED OTHERWISE.

D. SEE T-001 TELECOMMUNICATIONS COVER SHEET FOR SYMBOLS DEFINITION:
1. SYMBOLS GRAYED/ HALFTONE: INDICATED FOR REFERENCE AND/OR INDICATING EXISTING UNLESS SPECIFICALLY NOTED OTHERWISE.
2. SYMBOLS DASHED OR SPECIFICALLY KEYED NOTED: INDICATES DEMOLITION WORK.

E. OWNER SHALL HAVE FIRST SALVAGE RIGHTS FOR ANY DEMOLISHED DEVICES OR MATERIAL.

F. REFER TO TN501 FOR SPEAKER MOUNTING DETAILS.

G. CONTRACTOR TO UTILIZE EXISTING SPEAKER PLACEMENTS FOR INSTALLATION OF NEW SPEAKERS WHEREVER POSSIBLE. TEMPORARILY SUPPORT EXISTING SPEAKERS DURING CONSTRUCTION UNTIL NEW SYSTEM HAS BEEN INSTALLED, TESTED, AND ACCEPTED.

PARTITION LEGEND

- EXISTING PARTITION
- EXISTING SMOKE PARTITION/ BARRIER TO BE MAINTAINED
- EXISTING 1 HOUR FIRE RATED PARTITION TO BE MAINTAINED
- EXISTING 2 HOUR FIRE RATED PARTITION TO BE MAINTAINED

NOTE: NOT ALL SYMBOLS MAY BE USED

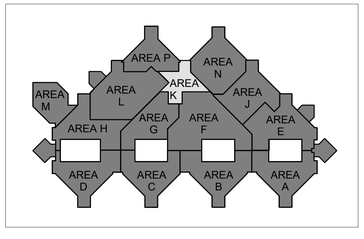

N

1 BLDG 100 - TELECOMMUNICATIONS PLAN - LEVEL 2 - AREA K
3/32" = 1'-0"

FULLY SPRINKLERED

100% BID DOCUMENTS

No.	REVISION DESCRIPTION	DATE

CONSULTANTS:

ARCHITECT
SPUR DESIGN
312 SW 25TH STREET
OKLAHOMA CITY, OK 73109
(405) 842-6100

MECH / ELEC / PLUMB / TELECOM
SPUR DESIGN
2519 MADISON AVE., STE 100
KANSAS CITY, MO 64108
(913) 369-7200

FIRE PROTECTION ENGINEER
RATED ENGINEERING
609 S. KELLY AVENUE, STE H2
EDMOND, OK 73003
(405) 210-5814

INDUSTRIAL HYGENIST
RIVERFRONT SAFETY & HEALTH
11140 S TOWNE SQUARE, STE 100
ST. LOUIS, MO 63123
(314) 917-0148

PHYSICAL SECURITY
FORCE PROTECT
10901 FRONT BEACH RD, UNIT 1415
PANAMA CITY BEACH, FL 32407
(502) 836-4232

ENGINEER: H2B #: 23-133

H2B

H2B, INC.
1225 NORTH LOOP WEST, # 800
HOUSTON, TEXAS 77008
(713) 864-2900

TEXAS FIRM REGISTRATION #: 8856

STAMP:
REGISTERED COMMUNICATIONS DISTRIBUTION DESIGNER
BICSI
KRISTOPHER G HETLAGE
BICSI ID # 328601
EXPIRES 12-31-27
RCDD
9/4/25

Drawing Title
TELECOMMUNICATIONS PLANS - BUILDING 100 - LEVEL 2 - AREA K

VA Health Care System Approval:

Project Title
REPLACE/UPGRADE CAMPUS OVERHEAD PAGING SYSTEM

Location MICHAEL E. DEBAKEY VAMC
2002 HOLCOMBE BLVD
HOUSTON, TX 77030

Date	Checked	Drawn
07/21/2025	KGH	MDT

Project Number
580-25-101

Building Number

Drawing Number
TN236
Drawing # 164 OF 231

Veterans Health Administration

VA U.S. Department of Veterans Affairs

7/18/2025 17:20:54

VA FORM 08-6231

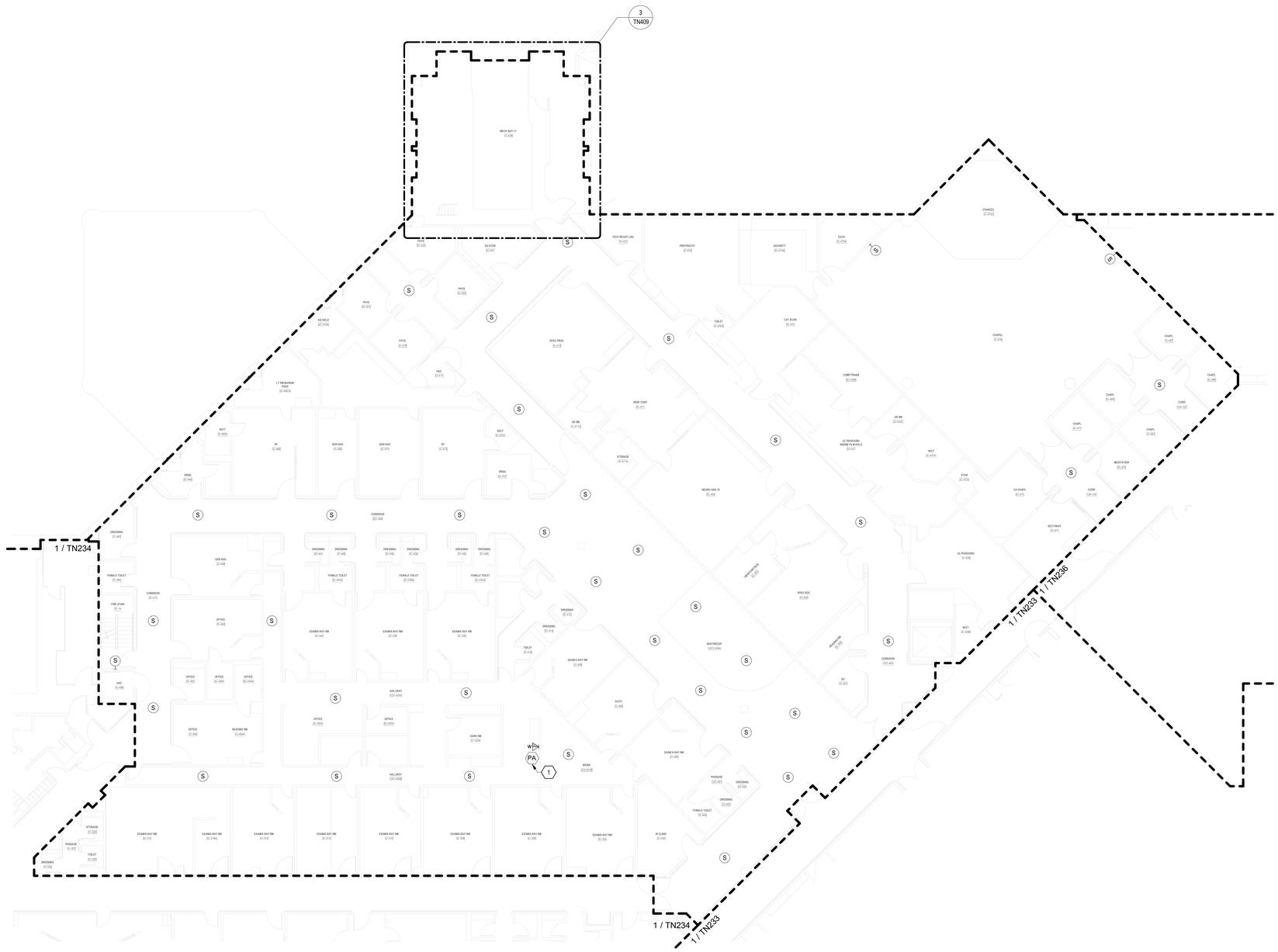

TELECOMMUNICATIONS GENERAL NOTES

A. DRAWING IS DIAGRAMMATIC IN NATURE AND IS NOT TO BE CONSTRUED AS ALL INCLUSIVE; FIELD VERIFY EXISTING CONDITIONS AND ADJUST WORK AS REQUIRED TO EXECUTE SPECIFIED WORK.

B. EXISTING CONDITIONS INDICATED ARE BASED ON GENERAL FIELD NOTES AND HISTORICAL DATA AND DOCUMENTATION AND ARE FOR REFERENCE PURPOSES ONLY TO DEFINE SCOPE OF WORK; FIELD VERIFY ALL CONDITIONS.

C. THIS SITE IS AN ACTIVE WORKING ENVIRONMENT; SYSTEMS SHALL NOT BE SHUTDOWN WITHOUT WRITTEN AUTHORIZATION; ALL REQUESTS SHALL BE SUBMITTED IN WRITING A MINIMUM OF TEN (10) WORKING-DAYS PRIOR TO PROPOSED ACTIVITY DATE OR NEED UNLESS DIRECTED OTHERWISE.

D. SEE T-001 TELECOMMUNICATIONS COVER SHEET FOR SYMBOLS DEFINITION:
1. SYMBOLS GRAYED/ HALFTONE: INDICATED FOR REFERENCE AND/OR INDICATING EXISTING UNLESS SPECIFICALLY NOTED OTHERWISE.
2. SYMBOLS DASHED OR SPECIFICALLY KEYED NOTED: INDICATES DEMOLITION WORK.

E. OWNER SHALL HAVE FIRST SALVAGE RIGHTS FOR ANY DEMOLISHED DEVICES OR MATERIAL.

F. REFER TO TN501 FOR SPEAKER MOUNTING DETAILS.

G. CONTRACTOR TO UTILIZE EXISTING SPEAKER PLACEMENTS FOR INSTALLATION OF NEW SPEAKERS WHEREVER POSSIBLE. TEMPORARILY SUPPORT EXISTING SPEAKERS DURING CONSTRUCTION UNTIL NEW SYSTEM HAS BEEN INSTALLED, TESTED, AND ACCEPTED.

TELECOMMUNICATIONS KEYNOTES

0	
1	INTERACTIVE DESKTOP PA USER INTERFACE CONSOLE; PROVIDE CAT6A WORKSTATION OUTLET AND CABLING BACK TO SERVING ZONE NETWORK CABINET; COORDINATE FINAL LOCATION WITH VAMC.

PARTITION LEGEND

- EXISTING PARTITION
- EXISTING SMOKE PARTITION/ BARRIER TO BE MAINTAINED
- EXISTING 1 HOUR FIRE RATED PARTITION TO BE MAINTAINED
- EXISTING 2 HOUR FIRE RATED PARTITION TO BE MAINTAINED

NOTE: NOT ALL SYMBOLS MAY BE USED

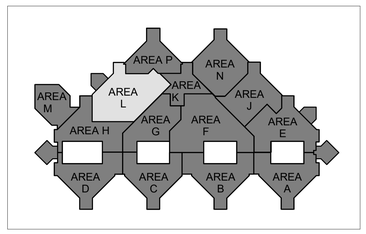

N

1 BLDG 100 - TELECOMMUNICATIONS PLAN - LEVEL 2 - AREA L
3/32" = 1'-0"

FULLY SPRINKLERED

100% BID DOCUMENTS

No.	REVISION DESCRIPTION	DATE

7/18/2025 17:21:00

CONSULTANTS:

ARCHITECT
SPUR DESIGN
312 SW 25TH STREET
OKLAHOMA CITY, OK 73109
(405) 842-6100

MECH / ELEC / PLUMB / TELECOM
SPUR DESIGN
2519 MADISON AVE., STE 100
KANSAS CITY, MO 64108
(913) 369-7200

FIRE PROTECTION ENGINEER
RATED ENGINEERING
609 S. KELLY AVENUE, STE H2
EDMOND, OK 73003
(405) 210-5814

INDUSTRIAL HYGIENIST
RIVERFRONT SAFETY & HEALTH
11140 S TOWNE SQUARE, STE 100
ST. LOUIS, MO 63123
(314) 917-0148

PHYSICAL SECURITY
FORCE PROTECT
10901 FRONT BEACH RD, UNIT 1415
PANAMA CITY BEACH, FL 32407
(502) 836-4232

ENGINEER: H2B #: 23-133

H2B, INC.
1225 NORTH LOOP WEST, # 800
HOUSTON, TEXAS 77008
(713) 864-2900

TEXAS FIRM REGISTRATION #: 8856

STAMP:
REGISTERED COMMUNICATIONS DISTRIBUTION DESIGNER
BICSI
KRISTOPHER G HETLAGE
BICSI ID # 328601
EXPIRES 12-31-27
RCDD
7/14/25

Drawing Title
TELECOMMUNICATIONS PLANS - BUILDING 100 - LEVEL 2 - AREA L

VA Health Care System Approval:

Project Title
REPLACE/UPGRADE CAMPUS OVERHEAD PAGING SYSTEM

Location MICHAEL E. DEBAKEY VAMC
2002 HOLCOMBE BLVD
HOUSTON, TX 77030

Date **07/21/2025** | Checked KGH | Drawn MDT

Project Number **580-25-101**

Building Number

Drawing Number
TN237
Drawing # 165 OF 231

Veterans Health Administration

VA U.S. Department of Veterans Affairs

VA FORM 08-6231

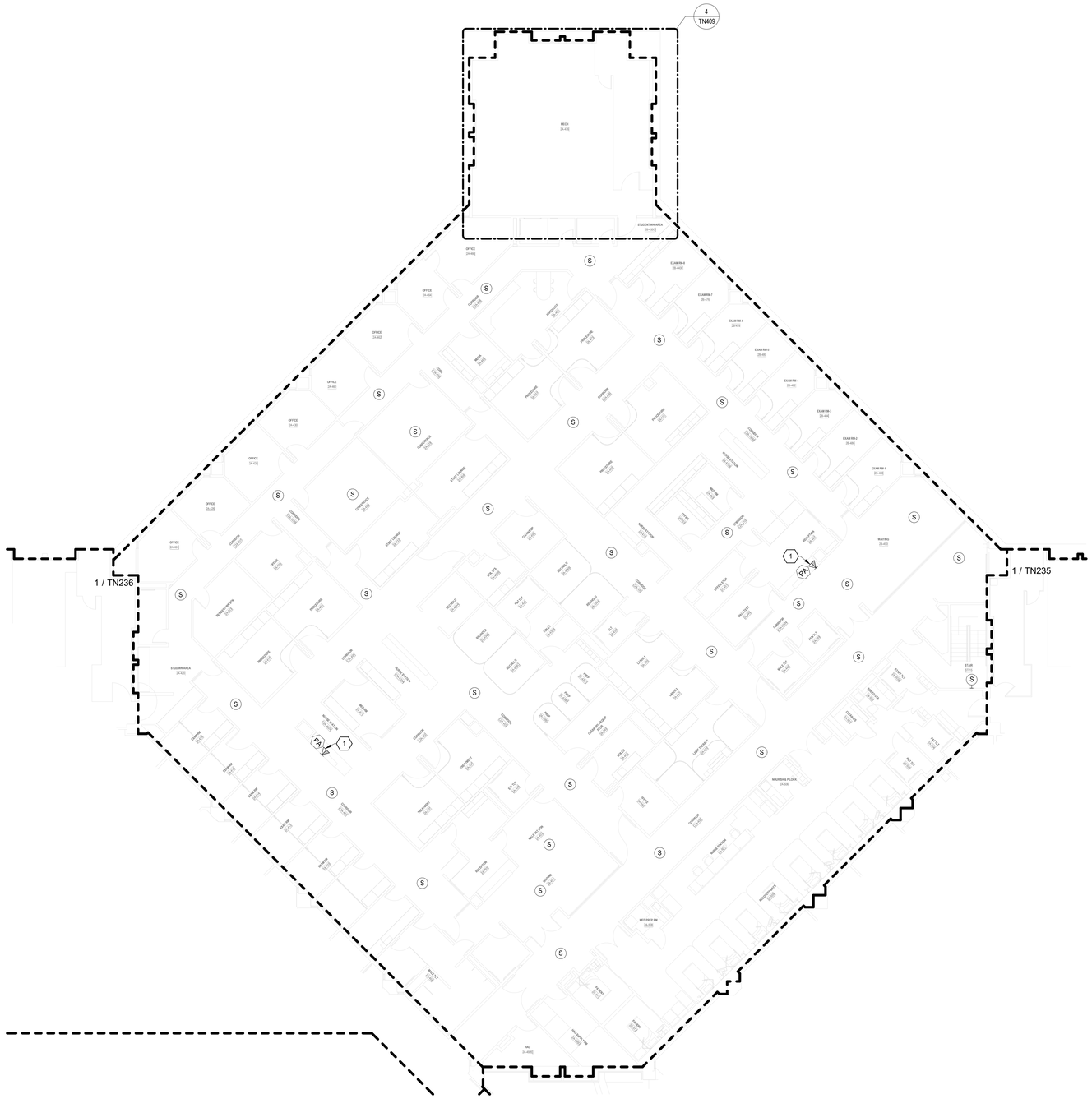

TELECOMMUNICATIONS GENERAL NOTES

A. DRAWING IS DIAGRAMMATIC IN NATURE AND IS NOT TO BE CONSTRUED AS ALL INCLUSIVE; FIELD VERIFY EXISTING CONDITIONS AND ADJUST WORK AS REQUIRED TO EXECUTE SPECIFIED WORK.

B. EXISTING CONDITIONS INDICATED ARE BASED ON GENERAL FIELD NOTES AND HISTORICAL DATA AND DOCUMENTATION AND ARE FOR REFERENCE PURPOSES ONLY TO DEFINE SCOPE OF WORK; FIELD VERIFY ALL CONDITIONS.

C. THIS SITE IS AN ACTIVE WORKING ENVIRONMENT; SYSTEMS SHALL NOT BE SHUTDOWN WITHOUT WRITTEN AUTHORIZATION; ALL REQUESTS SHALL BE SUBMITTED IN WRITING A MINIMUM OF TEN (10) WORKING-DAYS PRIOR TO PROPOSED ACTIVITY DATE OR NEED UNLESS DIRECTED OTHERWISE.

D. SEE T-001 TELECOMMUNICATIONS COVER SHEET FOR SYMBOLS DEFINITION:
1. SYMBOLS GRAYED/ HALFTONE: INDICATED FOR REFERENCE AND/OR INDICATING EXISTING UNLESS SPECIFICALLY NOTED OTHERWISE.
2. SYMBOLS DASHED OR SPECIFICALLY KEYED NOTED: INDICATES DEMOLITION WORK.

E. OWNER SHALL HAVE FIRST SALVAGE RIGHTS FOR ANY DEMOLISHED DEVICES OR MATERIAL.

F. REFER TO TN501 FOR SPEAKER MOUNTING DETAILS.

G. CONTRACTOR TO UTILIZE EXISTING SPEAKER PLACEMENTS FOR INSTALLATION OF NEW SPEAKERS WHEREVER POSSIBLE. TEMPORARILY SUPPORT EXISTING SPEAKERS DURING CONSTRUCTION UNTIL NEW SYSTEM HAS BEEN INSTALLED, TESTED, AND ACCEPTED.

TELECOMMUNICATIONS KEYNOTES

#	
1	INTERACTIVE DESKTOP PA USER INTERFACE CONSOLE; PROVIDE CAT6A WORKSTATION OUTLET AND CABLING BACK TO SERVING ZONE NETWORK CABINET; COORDINATE FINAL LOCATION WITH VAMC.

PARTITION LEGEND

- EXISTING PARTITION
- EXISTING SMOKE PARTITION/ BARRIER TO BE MAINTAINED
- EXISTING 1 HOUR FIRE RATED PARTITION TO BE MAINTAINED
- EXISTING 2 HOUR FIRE RATED PARTITION TO BE MAINTAINED

NOTE: NOT ALL SYMBOLS MAY BE USED

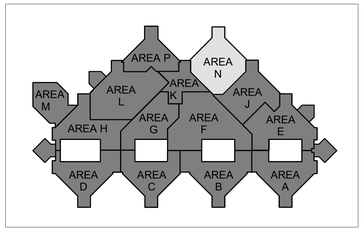

N

1 BLDG 100 - TELECOMMUNICATIONS PLAN - LEVEL 2 - AREA N
3/32" = 1'-0"

FULLY SPRINKLERED

100% BID DOCUMENTS

No.	REVISION DESCRIPTION	DATE

7/18/2025 17:21:06

CONSULTANTS:

ARCHITECT
SPUR DESIGN
312 SW 25TH STREET
OKLAHOMA CITY, OK 73109
(405) 842-6100

MECH / ELEC / PLUMB / TELECOM
SPUR DESIGN
2519 MADISON AVE., STE 100
KANSAS CITY, MO 64108
(913) 369-7200

FIRE PROTECTION ENGINEER
RATED ENGINEERING
609 S. KELLY AVENUE, STE H2
EDMOND, OK 73003
(405) 210-5814

INDUSTRIAL HYGENIST
RIVERFRONT SAFETY & HEALTH
11140 S TOWNE SQUARE, STE 100
ST. LOUIS, MO 63123
(314) 917-0148

PHYSICAL SECURITY
FORCE PROTECT
10901 FRONT BEACH RD, UNIT 1415
PANAMA CITY BEACH, FL 32407
(502) 836-4232

ENGINEER: H2B #: 23-133

H2B

H2B, INC.
1225 NORTH LOOP WEST, # 800
HOUSTON, TEXAS 77008
(713) 864-2900

TEXAS FIRM REGISTRATION #: 8856

STAMP:
REGISTERED COMMUNICATIONS DISTRIBUTION DESIGNER
Bicsi
KRISTOPHER G HETLAGE
BICSI ID # 323601
EXPIRES 12-31-27
RCDD
7/16/25

Drawing Title
TELECOMMUNICATIONS PLANS - BUILDING 100 - LEVEL 2 - AREA N

VA Health Care System Approval:

Project Title
REPLACE/UPGRADE CAMPUS OVERHEAD PAGING SYSTEM

Location: MICHAEL E. DEBAKEY VAMC, 2002 HOLCOMBE BLVD, HOUSTON, TX 77030

Date	Checked	Drawn
07/21/2025	KGH	MDT

Project Number: **580-25-101**

Building Number:

Drawing Number: **TN238**

Drawing # 166 OF 231

Veterans Health Administration

VA | U.S. Department of Veterans Affairs

VA FORM 08-6231

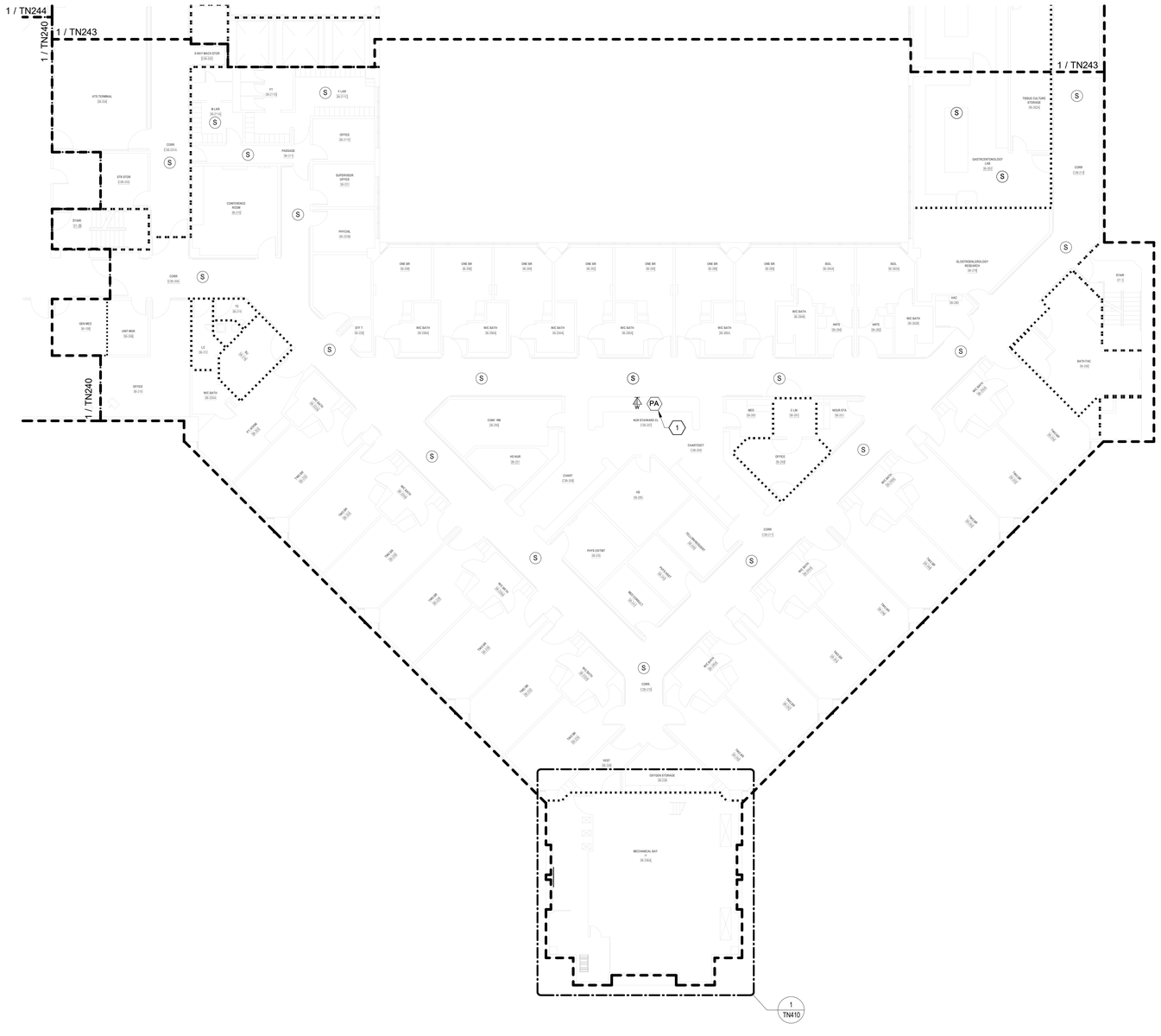

N

1 BLDG 100 - TELECOMMUNICATIONS PLAN - LEVEL 3 - AREA A
3/32" = 1'-0"

TELECOMMUNICATIONS GENERAL NOTES

A. DRAWING IS DIAGRAMMATIC IN NATURE AND IS NOT TO BE CONSTRUED AS ALL INCLUSIVE; FIELD VERIFY EXISTING CONDITIONS AND ADJUST WORK AS REQUIRED TO EXECUTE SPECIFIED WORK.

B. EXISTING CONDITIONS INDICATED ARE BASED ON GENERAL FIELD NOTES AND HISTORICAL DATA AND DOCUMENTATION AND ARE FOR REFERENCE PURPOSES ONLY TO DEFINE SCOPE OF WORK; FIELD VERIFY ALL CONDITIONS.

C. THIS SITE IS AN ACTIVE WORKING ENVIRONMENT; SYSTEMS SHALL NOT BE SHUTDOWN WITHOUT WRITTEN AUTHORIZATION; ALL REQUESTS SHALL BE SUBMITTED IN WRITING A MINIMUM OF TEN (10) WORKING-DAYS PRIOR TO PROPOSED ACTIVITY DATE OR NEED UNLESS DIRECTED OTHERWISE.

D. SEE T-001 TELECOMMUNICATIONS COVER SHEET FOR SYMBOLS DEFINITION:
1. SYMBOLS GRAYED/ HALFTONE: INDICATED FOR REFERENCE AND/OR INDICATING EXISTING UNLESS SPECIFICALLY NOTED OTHERWISE.
2. SYMBOLS DASHED OR SPECIFICALLY KEYED NOTED: INDICATES DEMOLITION WORK.

E. OWNER SHALL HAVE FIRST SALVAGE RIGHTS FOR ANY DEMOLISHED DEVICES OR MATERIAL.

F. REFER TO TN501 FOR SPEAKER MOUNTING DETAILS.

G. CONTRACTOR TO UTILIZE EXISTING SPEAKER PLACEMENTS FOR INSTALLATION OF NEW SPEAKERS WHEREVER POSSIBLE. TEMPORARILY SUPPORT EXISTING SPEAKERS DURING CONSTRUCTION UNTIL NEW SYSTEM HAS BEEN INSTALLED, TESTED, AND ACCEPTED.

TELECOMMUNICATIONS KEYNOTES

#	
1	INTERACTIVE DESKTOP PA USER INTERFACE CONSOLE; PROVIDE CAT6A WORKSTATION OUTLET AND CABLING BACK TO SERVING ZONE NETWORK CABINET; COORDINATE FINAL LOCATION WITH VAMC.

PARTITION LEGEND

- EXISTING PARTITION
- EXISTING SMOKE PARTITION/ BARRIER TO BE MAINTAINED
- EXISTING 1 HOUR FIRE RATED PARTITION TO BE MAINTAINED
- EXISTING 2 HOUR FIRE RATED PARTITION TO BE MAINTAINED

NOTE: NOT ALL SYMBOLS MAY BE USED

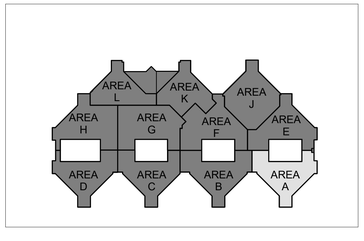

FULLY SPRINKLERED

100% BID DOCUMENTS

No.	REVISION DESCRIPTION	DATE

CONSULTANTS:

ARCHITECT
SPUR DESIGN
312 SW 25TH STREET
OKLAHOMA CITY, OK 73109
(405) 842-6100

MECH / ELEC / PLUMB / TELECOM
SPUR DESIGN
2519 MADISON AVE., STE 100
KANSAS CITY, MO 64108
(913) 369-7200

FIRE PROTECTION ENGINEER
RATED ENGINEERING
609 S. KELLY AVENUE, STE H2
EDMOND, OK 73003
(405) 210-5814

INDUSTRIAL HYGENIST
RIVERFRONT SAFETY & HEALTH
11140 S TOWNE SQUARE, STE 100
ST. LOUIS, MO 63123
(314) 917-0148

PHYSICAL SECURITY
FORCE PROTECT
10901 FRONT BEACH RD, UNIT 1415
PANAMA CITY BEACH, FL 32407
(502) 836-4232

ENGINEER: H2B #: 23-133

H2B

H2B, INC.
1225 NORTH LOOP WEST, # 800
HOUSTON, TEXAS 77008
(713) 864-2900

TEXAS FIRM REGISTRATION #: 8856

STAMP:
REGISTERED COMMUNICATIONS DISTRIBUTION DESIGNER
Bicsi
KRISTOPHER G HETLAGE
BICSI ID # 328601
EXPIRES 12-31-27
RCDD
7/18/25

Drawing Title
TELECOMMUNICATIONS PLANS - BUILDING 100 - LEVEL 3 - AREA A

VA Health Care System Approval:

Project Title
REPLACE/UPGRADE CAMPUS OVERHEAD PAGING SYSTEM

Location MICHAEL E. DEBAKEY VAMC
2002 HOLCOMBE BLVD
HOUSTON, TX 77030

Date	Checked	Drawn
07/21/2025	KGH	MDT

Project Number
580-25-101

Building Number
100

Drawing Number
TN239
Drawing # 167 OF 231

Veterans Health Administration

VA U.S. Department of Veterans Affairs

7/18/2025 17:21:12

VA FORM 08-6231

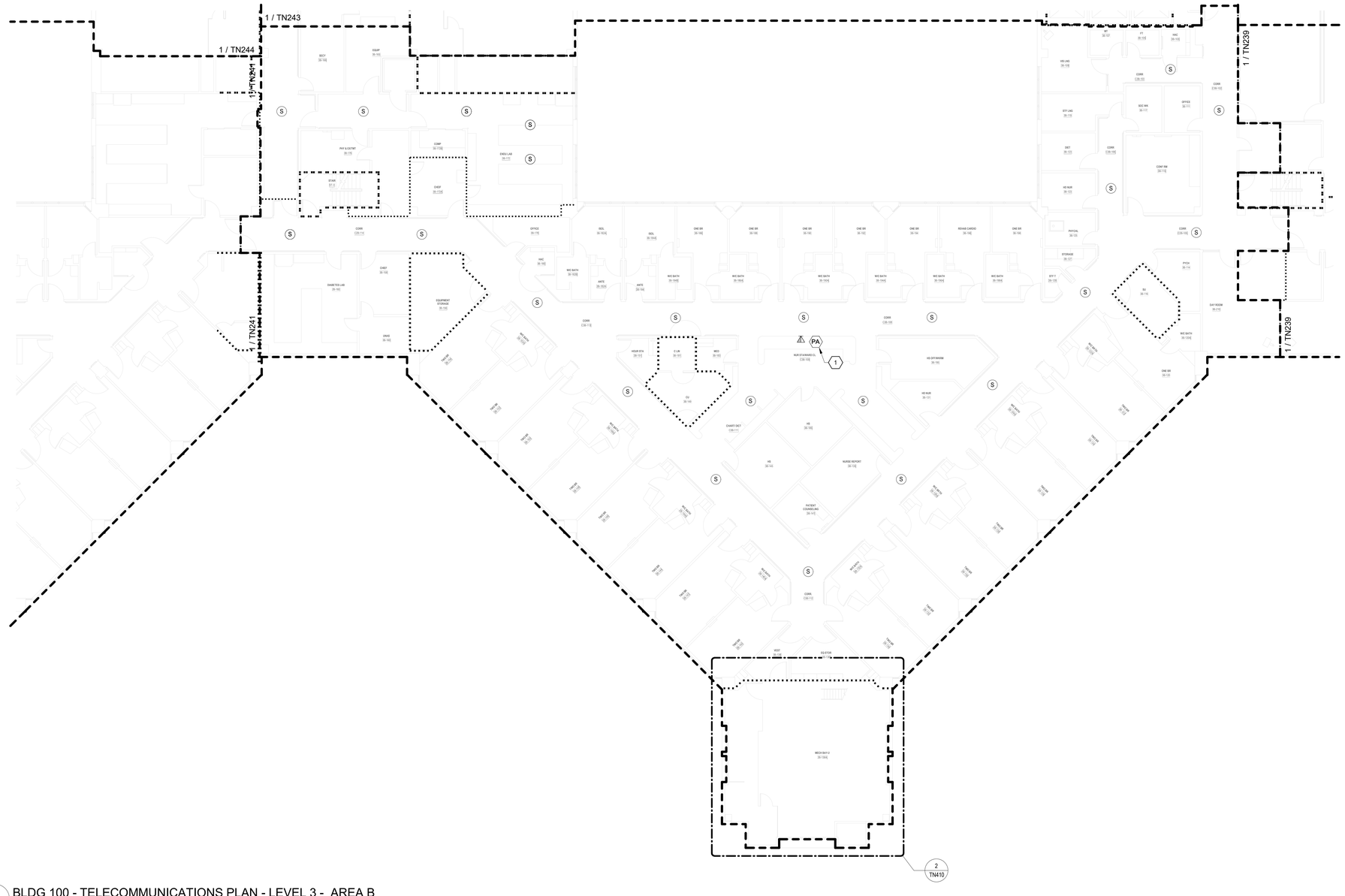

TELECOMMUNICATIONS GENERAL NOTES

A. DRAWING IS DIAGRAMMATIC IN NATURE AND IS NOT TO BE CONSTRUED AS ALL INCLUSIVE; FIELD VERIFY EXISTING CONDITIONS AND ADJUST WORK AS REQUIRED TO EXECUTE SPECIFIED WORK.

B. EXISTING CONDITIONS INDICATED ARE BASED ON GENERAL FIELD NOTES AND HISTORICAL DATA AND DOCUMENTATION AND ARE FOR REFERENCE PURPOSES ONLY TO DEFINE SCOPE OF WORK; FIELD VERIFY ALL CONDITIONS.

C. THIS SITE IS AN ACTIVE WORKING ENVIRONMENT; SYSTEMS SHALL NOT BE SHUTDOWN WITHOUT WRITTEN AUTHORIZATION; ALL REQUESTS SHALL BE SUBMITTED IN WRITING A MINIMUM OF TEN (10) WORKING-DAYS PRIOR TO PROPOSED ACTIVITY DATE OR NEED UNLESS DIRECTED OTHERWISE.

D. SEE T-001 TELECOMMUNICATIONS COVER SHEET FOR SYMBOLS DEFINITION:
1. SYMBOLS GRAYED/ HALFTONE: INDICATED FOR REFERENCE AND/OR INDICATING EXISTING UNLESS SPECIFICALLY NOTED OTHERWISE.
2. SYMBOLS DASHED OR SPECIFICALLY KEYED NOTED: INDICATES DEMOLITION WORK.

E. OWNER SHALL HAVE FIRST SALVAGE RIGHTS FOR ANY DEMOLISHED DEVICES OR MATERIAL.

F. REFER TO TN501 FOR SPEAKER MOUNTING DETAILS.

G. CONTRACTOR TO UTILIZE EXISTING SPEAKER PLACEMENTS FOR INSTALLATION OF NEW SPEAKERS WHEREVER POSSIBLE. TEMPORARILY SUPPORT EXISTING SPEAKERS DURING CONSTRUCTION UNTIL NEW SYSTEM HAS BEEN INSTALLED, TESTED, AND ACCEPTED.

TELECOMMUNICATIONS KEYNOTES

#	
1	INTERACTIVE DESKTOP PA USER INTERFACE CONSOLE; PROVIDE CAT6A WORKSTATION OUTLET AND CABLING BACK TO SERVING ZONE NETWORK CABINET; COORDINATE FINAL LOCATION WITH VAMC.

PARTITION LEGEND

- EXISTING PARTITION
- EXISTING SMOKE PARTITION/ BARRIER TO BE MAINTAINED
- EXISTING 1 HOUR FIRE RATED PARTITION TO BE MAINTAINED
- EXISTING 2 HOUR FIRE RATED PARTITION TO BE MAINTAINED

NOTE: NOT ALL SYMBOLS MAY BE USED

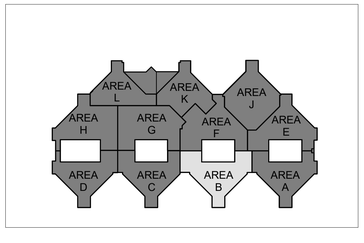

N

1 BLDG 100 - TELECOMMUNICATIONS PLAN - LEVEL 3 - AREA B
3/32" = 1'-0"

FULLY SPRINKLERED

100% BID DOCUMENTS

No.	REVISION DESCRIPTION	DATE

7/18/2025 17:21:18

CONSULTANTS:

ARCHITECT
SPUR DESIGN
312 SW 25TH STREET
OKLAHOMA CITY, OK 73109
(405) 842-6100

MECH / ELEC / PLUMB / TELECOM
SPUR DESIGN
2519 MADISON AVE., STE 100
KANSAS CITY, MO 64108
(913) 369-7200

FIRE PROTECTION ENGINEER
RATED ENGINEERING
609 S. KELLY AVENUE, STE H2
EDMOND, OK 73003
(405) 210-5814

INDUSTRIAL HYGENIST
RIVERFRONT SAFETY & HEALTH
11140 S TOWNE SQUARE, STE 100
ST. LOUIS, MO 63123
(314) 917-0148

PHYSICAL SECURITY
FORCE PROTECT
10901 FRONT BEACH RD, UNIT 1415
PANAMA CITY BEACH, FL 32407
(502) 836-4232

ENGINEER: H2B #: 23-133

H2B, INC.
1225 NORTH LOOP WEST, # 800
HOUSTON, TEXAS 77008
(713) 864-2900

TEXAS FIRM REGISTRATION #: 8856

STAMP:
REGISTERED COMMUNICATIONS DISTRIBUTION DESIGNER
Bicsi
KRISTOPHER G HETLAGE
BICSI ID # 325601
EXPIRES 12-31-27
RCDD
7/18/25

Drawing Title
TELECOMMUNICATIONS PLANS - BUILDING 100 - LEVEL 3 - AREA B

VA Health Care System Approval:

Project Title
REPLACE/UPGRADE CAMPUS OVERHEAD PAGING SYSTEM

Location MICHAEL E. DEBAKEY VAMC
2002 HOLCOMBE BLVD
HOUSTON, TX 77030

Date	Checked	Drawn
07/21/2025	KGH	MDT

Project Number **580-25-101**

Building Number 100

Drawing Number **TN240**

Drawing # 168 OF 231

Veterans Health Administration

U.S. Department of Veterans Affairs

VA FORM 08-6231

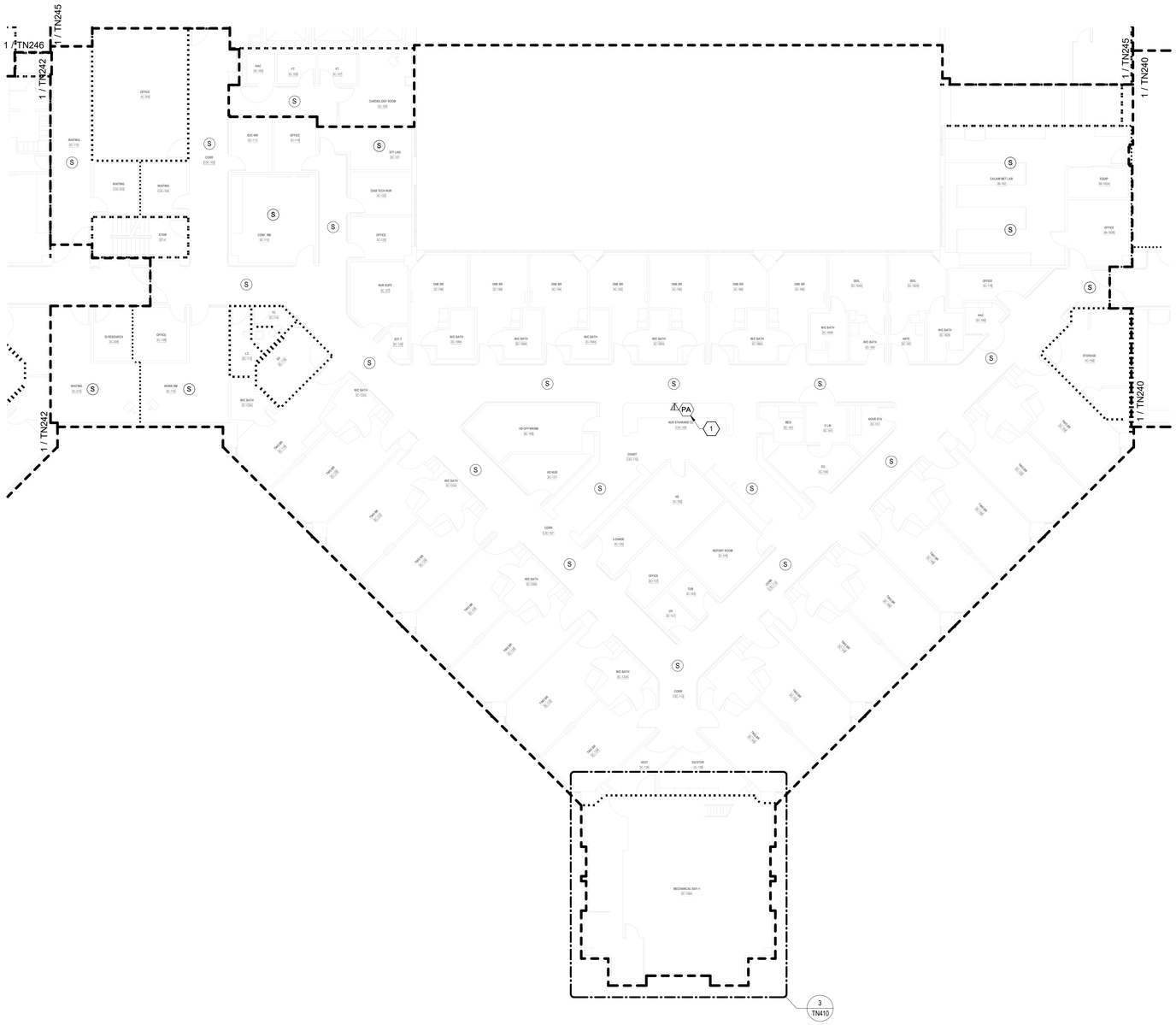

TELECOMMUNICATIONS GENERAL NOTES

A. DRAWING IS DIAGRAMMATIC IN NATURE AND IS NOT TO BE CONSTRUED AS ALL INCLUSIVE; FIELD VERIFY EXISTING CONDITIONS AND ADJUST WORK AS REQUIRED TO EXECUTE SPECIFIED WORK.

B. EXISTING CONDITIONS INDICATED ARE BASED ON GENERAL FIELD NOTES AND HISTORICAL DATA AND DOCUMENTATION AND ARE FOR REFERENCE PURPOSES ONLY TO DEFINE SCOPE OF WORK; FIELD VERIFY ALL CONDITIONS.

C. THIS SITE IS AN ACTIVE WORKING ENVIRONMENT; SYSTEMS SHALL NOT BE SHUTDOWN WITHOUT WRITTEN AUTHORIZATION; ALL REQUESTS SHALL BE SUBMITTED IN WRITING A MINIMUM OF TEN (10) WORKING-DAYS PRIOR TO PROPOSED ACTIVITY DATE OR NEED UNLESS DIRECTED OTHERWISE.

D. SEE T-001 TELECOMMUNICATIONS COVER SHEET FOR SYMBOLS DEFINITION:
1. SYMBOLS GRAYED/ HALFTONE: INDICATED FOR REFERENCE AND/OR INDICATING EXISTING UNLESS SPECIFICALLY NOTED OTHERWISE.
2. SYMBOLS DASHED OR SPECIFICALLY KEYED NOTED: INDICATES DEMOLITION WORK.

E. OWNER SHALL HAVE FIRST SALVAGE RIGHTS FOR ANY DEMOLISHED DEVICES OR MATERIAL.

F. REFER TO TN501 FOR SPEAKER MOUNTING DETAILS.

G. CONTRACTOR TO UTILIZE EXISTING SPEAKER PLACEMENTS FOR INSTALLATION OF NEW SPEAKERS WHEREVER POSSIBLE. TEMPORARILY SUPPORT EXISTING SPEAKERS DURING CONSTRUCTION UNTIL NEW SYSTEM HAS BEEN INSTALLED, TESTED, AND ACCEPTED.

TELECOMMUNICATIONS KEYNOTES

#	
1	INTERACTIVE DESKTOP PA USER INTERFACE CONSOLE; PROVIDE CAT6A WORKSTATION OUTLET AND CABLING BACK TO SERVING ZONE NETWORK CABINET; COORDINATE FINAL LOCATION WITH VAMC.

PARTITION LEGEND

- EXISTING PARTITION
- EXISTING SMOKE PARTITION/ BARRIER TO BE MAINTAINED
- EXISTING 1 HOUR FIRE RATED PARTITION TO BE MAINTAINED
- EXISTING 2 HOUR FIRE RATED PARTITION TO BE MAINTAINED

NOTE: NOT ALL SYMBOLS MAY BE USED

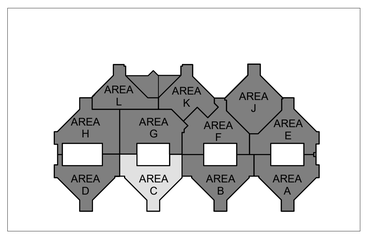

N

1 BLDG 100 - TELECOMMUNICATIONS PLAN - LEVEL 3 - AREA C
3/32" = 1'-0"

FULLY SPRINKLERED

100% BID DOCUMENTS

No.	REVISION DESCRIPTION	DATE

CONSULTANTS:

ARCHITECT
SPUR DESIGN
312 SW 25TH STREET
OKLAHOMA CITY, OK 73109
(405) 842-6100

MECH / ELEC / PLUMB / TELECOM
SPUR DESIGN
2519 MADISON AVE., STE 100
KANSAS CITY, MO 64108
(913) 369-7200

FIRE PROTECTION ENGINEER
RATED ENGINEERING
609 S. KELLY AVENUE, STE H2
EDMOND, OK 73003
(405) 210-5814

INDUSTRIAL HYGENIST
RIVERFRONT SAFETY & HEALTH
11140 S TOWNE SQUARE, STE 100
ST. LOUIS, MO 63123
(314) 917-0148

PHYSICAL SECURITY
FORCE PROTECT
10901 FRONT BEACH RD, UNIT 1415
PANAMA CITY BEACH, FL 32407
(502) 836-4232

ENGINEER: H2B #: 23-133

H2B, INC.
1225 NORTH LOOP WEST, # 800
HOUSTON, TEXAS 77008
(713) 864-2900

TEXAS FIRM REGISTRATION #: 8856

STAMP:
REGISTERED COMMUNICATIONS DISTRIBUTION DESIGNER
Bicsi
KRISTOPHER G HETLAGE
BICSI ID # 328601
EXPIRES 12-31-27
RCDD
9/4/25

Drawing Title
TELECOMMUNICATIONS PLANS - BUILDING 100 - LEVEL 3 - AREA C

VA Health Care System Approval:

Project Title
REPLACE/UPGRADE CAMPUS OVERHEAD PAGING SYSTEM

Location MICHAEL E. DEBAKEY VAMC
2002 HOLCOMBE BLVD
HOUSTON, TX 77030

Date **07/21/2025** | Checked KGH | Drawn MDT

Project Number **580-25-101**

Building Number 100

Drawing Number
TN241
Drawing # 169 OF 231

Veterans Health Administration
VA U.S. Department of Veterans Affairs

7/18/2025 17:21:24

VA FORM 08-6231

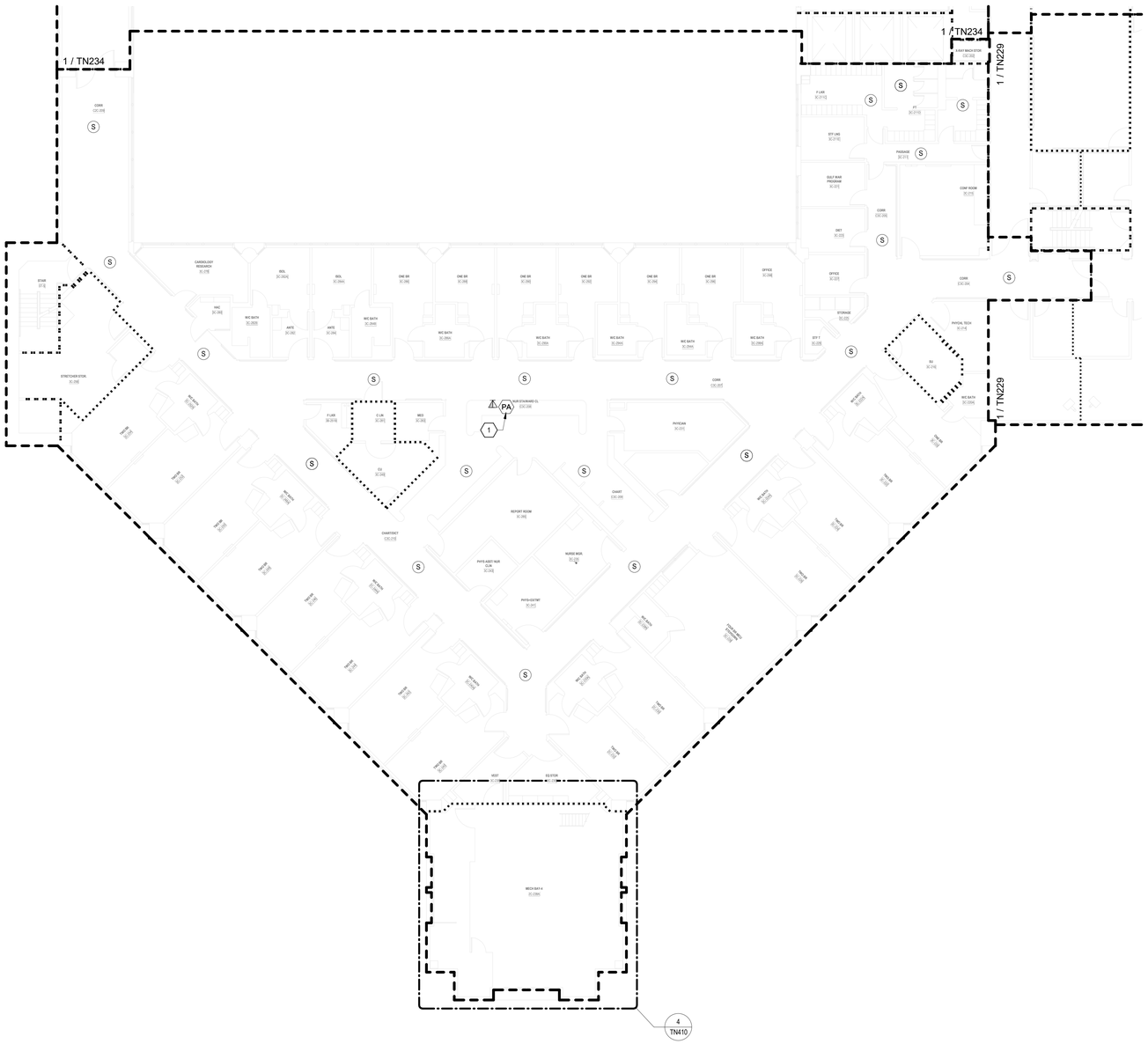

TELECOMMUNICATIONS GENERAL NOTES

A. DRAWING IS DIAGRAMMATIC IN NATURE AND IS NOT TO BE CONSTRUED AS ALL INCLUSIVE; FIELD VERIFY EXISTING CONDITIONS AND ADJUST WORK AS REQUIRED TO EXECUTE SPECIFIED WORK.

B. EXISTING CONDITIONS INDICATED ARE BASED ON GENERAL FIELD NOTES AND HISTORICAL DATA AND DOCUMENTATION AND ARE FOR REFERENCE PURPOSES ONLY TO DEFINE SCOPE OF WORK; FIELD VERIFY ALL CONDITIONS.

C. THIS SITE IS AN ACTIVE WORKING ENVIRONMENT; SYSTEMS SHALL NOT BE SHUTDOWN WITHOUT WRITTEN AUTHORIZATION; ALL REQUESTS SHALL BE SUBMITTED IN WRITING A MINIMUM OF TEN (10) WORKING-DAYS PRIOR TO PROPOSED ACTIVITY DATE OR NEED UNLESS DIRECTED OTHERWISE.

D. SEE T-001 TELECOMMUNICATIONS COVER SHEET FOR SYMBOLS DEFINITION:
1. SYMBOLS GRAYED/ HALFTONE: INDICATED FOR REFERENCE AND/OR INDICATING EXISTING UNLESS SPECIFICALLY NOTED OTHERWISE.
2. SYMBOLS DASHED OR SPECIFICALLY KEYED NOTED: INDICATES DEMOLITION WORK.

E. OWNER SHALL HAVE FIRST SALVAGE RIGHTS FOR ANY DEMOLISHED DEVICES OR MATERIAL.

F. REFER TO TN501 FOR SPEAKER MOUNTING DETAILS.

G. CONTRACTOR TO UTILIZE EXISTING SPEAKER PLACEMENTS FOR INSTALLATION OF NEW SPEAKERS WHEREVER POSSIBLE. TEMPORARILY SUPPORT EXISTING SPEAKERS DURING CONSTRUCTION UNTIL NEW SYSTEM HAS BEEN INSTALLED, TESTED, AND ACCEPTED.

TELECOMMUNICATIONS KEYNOTES

#	
1	INTERACTIVE DESKTOP PA USER INTERFACE CONSOLE; PROVIDE CAT6A WORKSTATION OUTLET AND CABLING BACK TO SERVING ZONE NETWORK CABINET; COORDINATE FINAL LOCATION WITH VAMC.

PARTITION LEGEND

- EXISTING PARTITION
- EXISTING SMOKE PARTITION/ BARRIER TO BE MAINTAINED
- EXISTING 1 HOUR FIRE RATED PARTITION TO BE MAINTAINED
- EXISTING 2 HOUR FIRE RATED PARTITION TO BE MAINTAINED

NOTE: NOT ALL SYMBOLS MAY BE USED

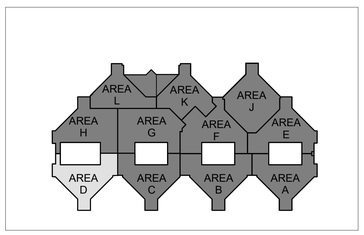

N

1 BLDG 100 - TELECOMMUNICATIONS PLAN - LEVEL 3 - AREA D
3/32" = 1'-0"

FULLY SPRINKLERED

100% BID DOCUMENTS

No.	REVISION DESCRIPTION	DATE

7/18/2025 17:21:30

VA FORM 08-6231

CONSULTANTS:

ARCHITECT
SPUR DESIGN
312 SW 25TH STREET
OKLAHOMA CITY, OK 73109
(405) 842-6100

MECH / ELEC / PLUMB / TELECOM
SPUR DESIGN
2519 MADISON AVE., STE 100
KANSAS CITY, MO 64108
(913) 369-7200

FIRE PROTECTION ENGINEER
RATED ENGINEERING
609 S. KELLY AVENUE, STE H2
EDMOND, OK 73003
(405) 210-5814

INDUSTRIAL HYGENIST
RIVERFRONT SAFETY & HEALTH
11140 S TOWNE SQUARE, STE 100
ST. LOUIS, MO 63123
(314) 917-0148

PHYSICAL SECURITY
FORCE PROTECT
10901 FRONT BEACH RD, UNIT 1415
PANAMA CITY BEACH, FL 32407
(502) 836-4232

ENGINEER: H2B #: 23-133

H2B, INC.
1225 NORTH LOOP WEST, # 800
HOUSTON, TEXAS 77008
(713) 864-2900

TEXAS FIRM REGISTRATION #: 8856

STAMP:
REGISTERED COMMUNICATIONS DISTRIBUTION DESIGNER
BICSI
KRISTOPHER G HETLAGE
BICSI ID # 328601
EXPIRES 12-31-27
RCDD
9/4/25

Drawing Title
TELECOMMUNICATIONS PLANS - BUILDING 100 - LEVEL 3 - AREA D

VA Health Care System Approval:

Project Title
REPLACE/UPGRADE CAMPUS OVERHEAD PAGING SYSTEM

Location MICHAEL E. DEBAKEY VAMC
2002 HOLCOMBE BLVD
HOUSTON, TX 77030

Date	Checked	Drawn
07/21/2025	KGH	MDT

Project Number
580-25-101

Building Number
100

Drawing Number
TN242
Drawing # 170 OF 231

Veterans Health Administration

VA | U.S. Department of Veterans Affairs

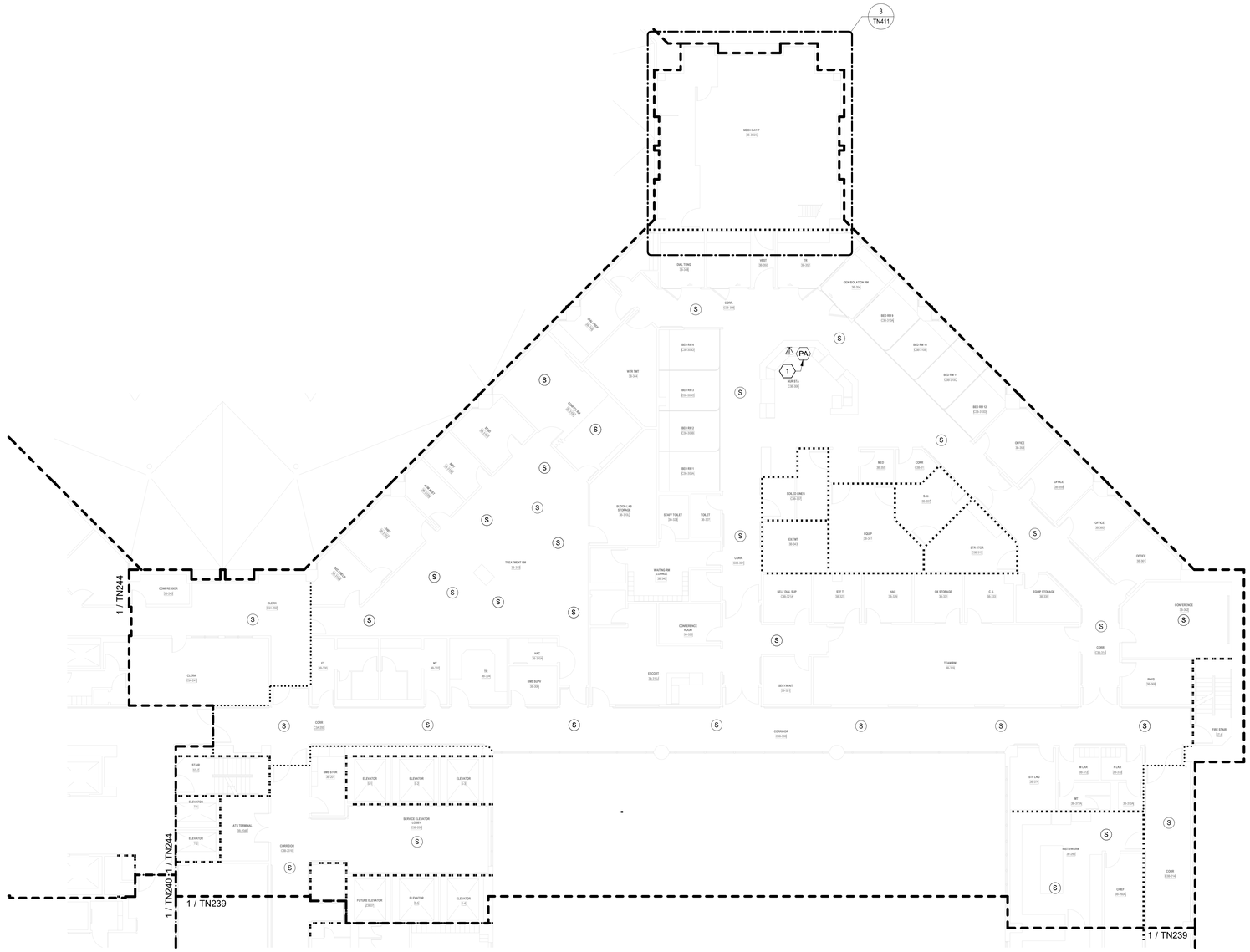

TELECOMMUNICATIONS GENERAL NOTES

A. DRAWING IS DIAGRAMMATIC IN NATURE AND IS NOT TO BE CONSTRUED AS ALL INCLUSIVE; FIELD VERIFY EXISTING CONDITIONS AND ADJUST WORK AS REQUIRED TO EXECUTE SPECIFIED WORK.

B. EXISTING CONDITIONS INDICATED ARE BASED ON GENERAL FIELD NOTES AND HISTORICAL DATA AND DOCUMENTATION AND ARE FOR REFERENCE PURPOSES ONLY TO DEFINE SCOPE OF WORK; FIELD VERIFY ALL CONDITIONS.

C. THIS SITE IS AN ACTIVE WORKING ENVIRONMENT; SYSTEMS SHALL NOT BE SHUTDOWN WITHOUT WRITTEN AUTHORIZATION; ALL REQUESTS SHALL BE SUBMITTED IN WRITING A MINIMUM OF TEN (10) WORKING-DAYS PRIOR TO PROPOSED ACTIVITY DATE OR NEED UNLESS DIRECTED OTHERWISE.

D. SEE T-001 TELECOMMUNICATIONS COVER SHEET FOR SYMBOLS DEFINITION:
1. SYMBOLS GRAYED/ HALFTONE: INDICATED FOR REFERENCE AND/OR INDICATING EXISTING UNLESS SPECIFICALLY NOTED OTHERWISE.
2. SYMBOLS DASHED OR SPECIFICALLY KEYED NOTED: INDICATES DEMOLITION WORK.

E. OWNER SHALL HAVE FIRST SALVAGE RIGHTS FOR ANY DEMOLISHED DEVICES OR MATERIAL.

F. REFER TO TN501 FOR SPEAKER MOUNTING DETAILS.

G. CONTRACTOR TO UTILIZE EXISTING SPEAKER PLACEMENTS FOR INSTALLATION OF NEW SPEAKERS WHEREVER POSSIBLE. TEMPORARILY SUPPORT EXISTING SPEAKERS DURING CONSTRUCTION UNTIL NEW SYSTEM HAS BEEN INSTALLED, TESTED, AND ACCEPTED.

TELECOMMUNICATIONS KEYNOTES

#	
1	INTERACTIVE DESKTOP PA USER INTERFACE CONSOLE; PROVIDE CAT6A WORKSTATION OUTLET AND CABLING BACK TO SERVING ZONE NETWORK CABINET; COORDINATE FINAL LOCATION WITH VAMC.

PARTITION LEGEND

- EXISTING PARTITION
- EXISTING SMOKE PARTITION/ BARRIER TO BE MAINTAINED
- EXISTING 1 HOUR FIRE RATED PARTITION TO BE MAINTAINED
- EXISTING 2 HOUR FIRE RATED PARTITION TO BE MAINTAINED

NOTE: NOT ALL SYMBOLS MAY BE USED

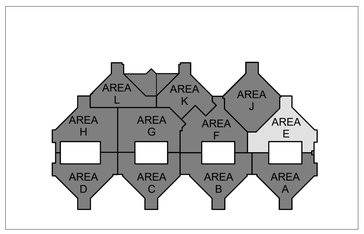

N

1 BLDG 100 - TELECOMMUNICATIONS PLAN - LEVEL 3 - AREA E
3/32" = 1'-0"

FULLY SPRINKLERED

100% BID DOCUMENTS

No.	REVISION DESCRIPTION	DATE

CONSULTANTS:

ARCHITECT
SPUR DESIGN
312 SW 25TH STREET
OKLAHOMA CITY, OK 73109
(405) 842-6100

MECH / ELEC / PLUMB / TELECOM
SPUR DESIGN
2519 MADISON AVE., STE 100
KANSAS CITY, MO 64108
(913) 369-7200

FIRE PROTECTION ENGINEER
RATED ENGINEERING
609 S. KELLY AVENUE, STE H2
EDMOND, OK 73003
(405) 210-5814

INDUSTRIAL HYGENIST
RIVERFRONT SAFETY & HEALTH
11140 S TOWNE SQUARE, STE 100
ST. LOUIS, MO 63123
(314) 917-0148

PHYSICAL SECURITY
FORCE PROTECT
10901 FRONT BEACH RD, UNIT 1415
PANAMA CITY BEACH, FL 32407
(502) 836-4232

ENGINEER: H2B #: 23-133

H2B, INC.
1225 NORTH LOOP WEST, # 800
HOUSTON, TEXAS 77008
(713) 864-2900

TEXAS FIRM REGISTRATION #: 8856

STAMP:
REGISTERED COMMUNICATIONS DISTRIBUTION DESIGNER
BICSI
KRISTOPHER G HETLAGE
BICSI ID # 328601
EXPIRES 12-31-27
RCDD
7/17/25

Drawing Title
TELECOMMUNICATIONS PLANS - BUILDING 100 - LEVEL 3 - AREA E

VA Health Care System Approval:

Project Title
REPLACE/UPGRADE CAMPUS OVERHEAD PAGING SYSTEM

Location MICHAEL E. DEBAKEY VAMC
2002 HOLCOMBE BLVD
HOUSTON, TX 77030

Date **07/21/2025** | Checked KGH | Drawn MDT

Project Number **580-25-101**

Building Number

Drawing Number
TN243
Drawing # 171 OF 231

Veterans Health Administration

VA U.S. Department of Veterans Affairs

7/18/2025 17:21:35

VA FORM 08-6231

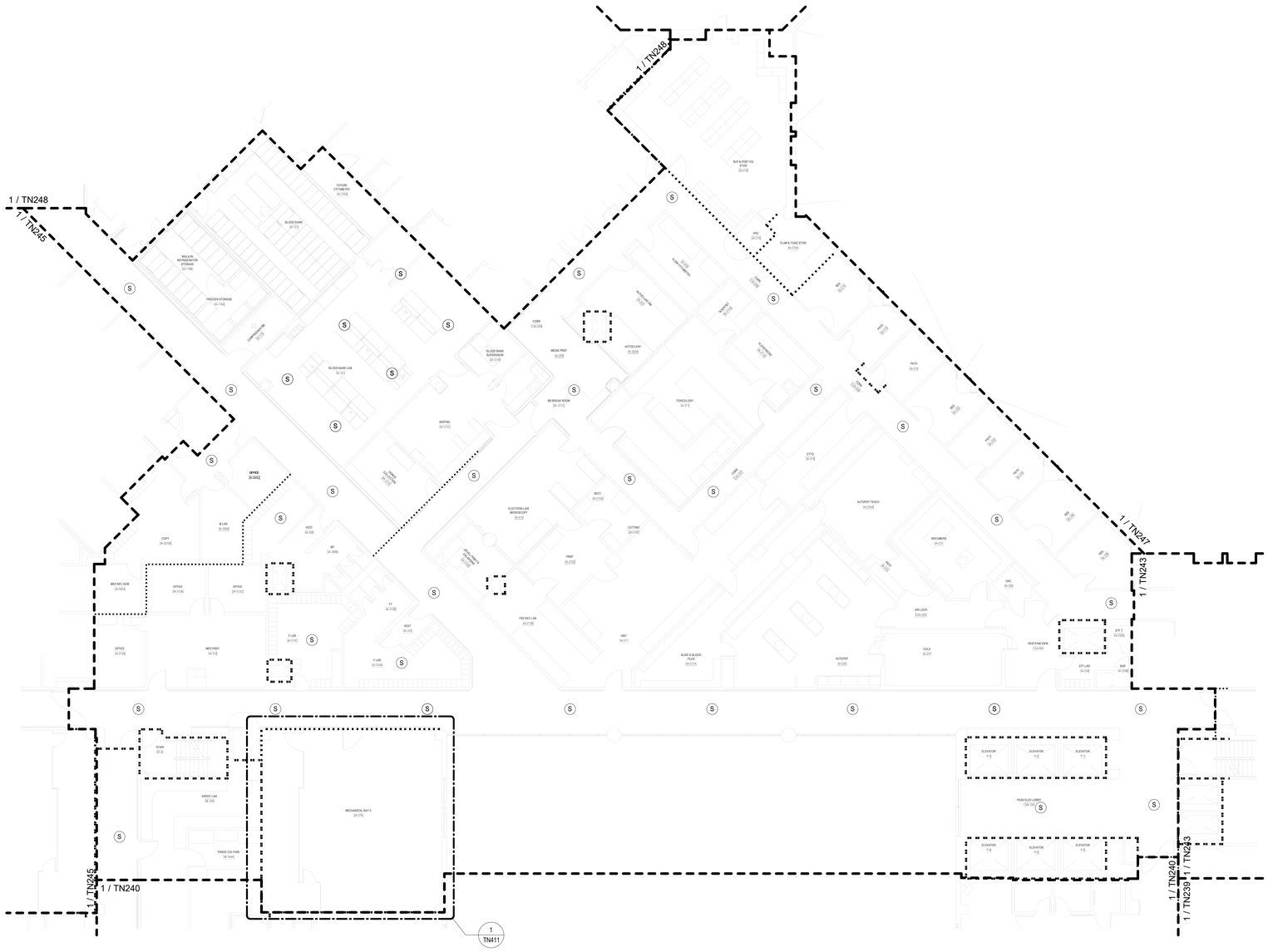

TELECOMMUNICATIONS GENERAL NOTES

A. DRAWING IS DIAGRAMMATIC IN NATURE AND IS NOT TO BE CONSTRUED AS ALL INCLUSIVE; FIELD VERIFY EXISTING CONDITIONS AND ADJUST WORK AS REQUIRED TO EXECUTE SPECIFIED WORK.

B. EXISTING CONDITIONS INDICATED ARE BASED ON GENERAL FIELD NOTES AND HISTORICAL DATA AND DOCUMENTATION AND ARE FOR REFERENCE PURPOSES ONLY TO DEFINE SCOPE OF WORK; FIELD VERIFY ALL CONDITIONS.

C. THIS SITE IS AN ACTIVE WORKING ENVIRONMENT; SYSTEMS SHALL NOT BE SHUTDOWN WITHOUT WRITTEN AUTHORIZATION; ALL REQUESTS SHALL BE SUBMITTED IN WRITING A MINIMUM OF TEN (10) WORKING-DAYS PRIOR TO PROPOSED ACTIVITY DATE OR NEED UNLESS DIRECTED OTHERWISE.

D. SEE T-001 TELECOMMUNICATIONS COVER SHEET FOR SYMBOLS DEFINITION:
1. SYMBOLS GRAYED/ HALFTONE: INDICATED FOR REFERENCE AND/OR INDICATING EXISTING UNLESS SPECIFICALLY NOTED OTHERWISE.
2. SYMBOLS DASHED OR SPECIFICALLY KEYED NOTED: INDICATES DEMOLITION WORK.

E. OWNER SHALL HAVE FIRST SALVAGE RIGHTS FOR ANY DEMOLISHED DEVICES OR MATERIAL.

F. REFER TO TN501 FOR SPEAKER MOUNTING DETAILS.

G. CONTRACTOR TO UTILIZE EXISTING SPEAKER PLACEMENTS FOR INSTALLATION OF NEW SPEAKERS WHEREVER POSSIBLE. TEMPORARILY SUPPORT EXISTING SPEAKERS DURING CONSTRUCTION UNTIL NEW SYSTEM HAS BEEN INSTALLED, TESTED, AND ACCEPTED.

PARTITION LEGEND

- EXISTING PARTITION
- EXISTING SMOKE PARTITION/ BARRIER TO BE MAINTAINED
- EXISTING 1 HOUR FIRE RATED PARTITION TO BE MAINTAINED
- EXISTING 2 HOUR FIRE RATED PARTITION TO BE MAINTAINED

NOTE: NOT ALL SYMBOLS MAY BE USED

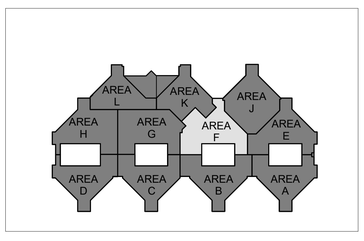

N

1 BLDG 100 - TELECOMMUNICATIONS PLAN - LEVEL 3 - AREA F
3/32" = 1'-0"

FULLY SPRINKLERED

100% BID DOCUMENTS

No.	REVISION DESCRIPTION	DATE

CONSULTANTS:

ARCHITECT
SPUR DESIGN
312 SW 25TH STREET
OKLAHOMA CITY, OK 73109
(405) 842-6100

MECH / ELEC / PLUMB / TELECOM
SPUR DESIGN
2519 MADISON AVE., STE 100
KANSAS CITY, MO 64108
(913) 369-7200

FIRE PROTECTION ENGINEER
RATED ENGINEERING
609 S. KELLY AVENUE, STE H2
EDMOND, OK 73003
(405) 210-5814

INDUSTRIAL HYGENIST
RIVERFRONT SAFETY & HEALTH
11140 S TOWNE SQUARE, STE 100
ST. LOUIS, MO 63123
(314) 917-0148

PHYSICAL SECURITY
FORCE PROTECT
10901 FRONT BEACH RD, UNIT 1415
PANAMA CITY BEACH, FL 32407
(502) 836-4232

ENGINEER: H2B #: 23-133

H2B, INC.
1225 NORTH LOOP WEST, # 800
HOUSTON, TEXAS 77008
(713) 864-2900

TEXAS FIRM REGISTRATION #: 8856

STAMP:
REGISTERED COMMUNICATIONS DISTRIBUTION DESIGNER
BICSI
KRISTOPHER Q. HETLAGE
BICSI ID # 328601
EXPIRES 12-31-27
RCDD
9/4/25

Drawing Title
TELECOMMUNICATIONS PLANS - BUILDING 100 - LEVEL 3 - AREA F

VA Health Care System Approval:

Project Title
REPLACE/UPGRADE CAMPUS OVERHEAD PAGING SYSTEM

Location MICHAEL E. DEBAKEY VAMC
2002 HOLCOMBE BLVD
HOUSTON, TX 77030

Date	Checked	Drawn
07/21/2025	KGH	MDT

Project Number
580-25-101

Building Number

Drawing Number
TN244
Drawing # 172 OF 231

Veterans Health Administration

U.S. Department of Veterans Affairs

7/18/2025 17:21:44

VA FORM 08-6231

TELECOMMUNICATIONS GENERAL NOTES

A. DRAWING IS DIAGRAMMATIC IN NATURE AND IS NOT TO BE CONSTRUED AS ALL INCLUSIVE; FIELD VERIFY EXISTING CONDITIONS AND ADJUST WORK AS REQUIRED TO EXECUTE SPECIFIED WORK.

B. EXISTING CONDITIONS INDICATED ARE BASED ON GENERAL FIELD NOTES AND HISTORICAL DATA AND DOCUMENTATION AND ARE FOR REFERENCE PURPOSES ONLY TO DEFINE SCOPE OF WORK; FIELD VERIFY ALL CONDITIONS.

C. THIS SITE IS AN ACTIVE WORKING ENVIRONMENT; SYSTEMS SHALL NOT BE SHUTDOWN WITHOUT WRITTEN AUTHORIZATION; ALL REQUESTS SHALL BE SUBMITTED IN WRITING A MINIMUM OF TEN (10) WORKING-DAYS PRIOR TO PROPOSED ACTIVITY DATE OR NEED UNLESS DIRECTED OTHERWISE.

D. SEE T-001 TELECOMMUNICATIONS COVER SHEET FOR SYMBOLS DEFINITION:
1. SYMBOLS GRAYED/ HALFTONE: INDICATED FOR REFERENCE AND/OR INDICATING EXISTING UNLESS SPECIFICALLY NOTED OTHERWISE.
2. SYMBOLS DASHED OR SPECIFICALLY KEYED NOTED: INDICATES DEMOLITION WORK.

E. OWNER SHALL HAVE FIRST SALVAGE RIGHTS FOR ANY DEMOLISHED DEVICES OR MATERIAL.

F. REFER TO TN501 FOR SPEAKER MOUNTING DETAILS.

G. CONTRACTOR TO UTILIZE EXISTING SPEAKER PLACEMENTS FOR INSTALLATION OF NEW SPEAKERS WHEREVER POSSIBLE. TEMPORARILY SUPPORT EXISTING SPEAKERS DURING CONSTRUCTION UNTIL NEW SYSTEM HAS BEEN INSTALLED, TESTED, AND ACCEPTED.

TELECOMMUNICATIONS KEYNOTES

#	
1	INTERACTIVE DESKTOP PA USER INTERFACE CONSOLE; PROVIDE CAT6A WORKSTATION OUTLET AND CABLING BACK TO SERVING ZONE NETWORK CABINET; COORDINATE FINAL LOCATION WITH VAMC.

PARTITION LEGEND

- EXISTING PARTITION
- EXISTING SMOKE PARTITION/ BARRIER TO BE MAINTAINED
- EXISTING 1 HOUR FIRE RATED PARTITION TO BE MAINTAINED
- EXISTING 2 HOUR FIRE RATED PARTITION TO BE MAINTAINED

NOTE: NOT ALL SYMBOLS MAY BE USED

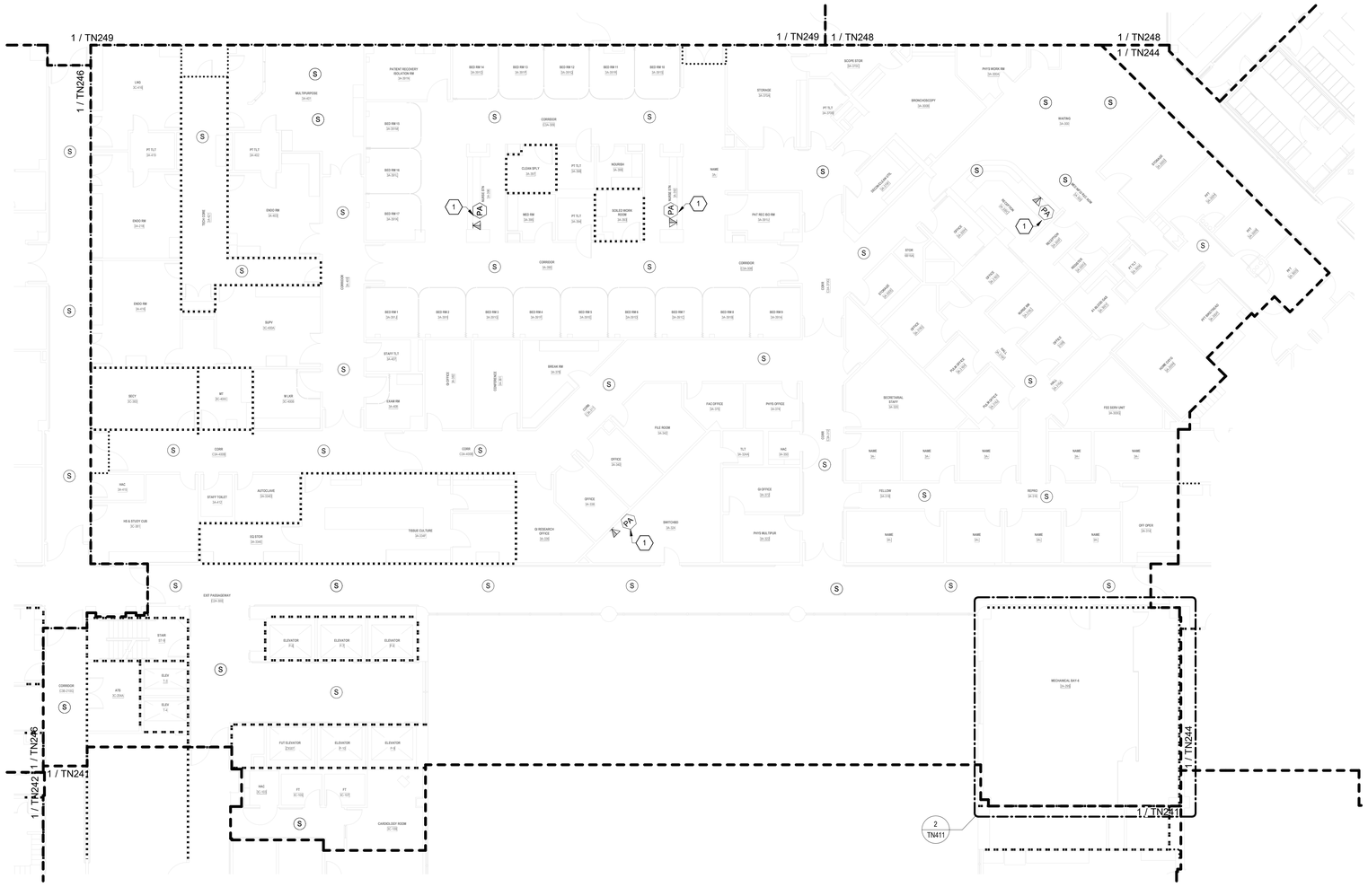

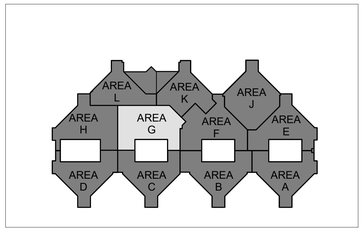

N

1 BLDG 100 - TELECOMMUNICATIONS PLAN - LEVEL 3 - AREA G
3/32" = 1'-0"

FULLY SPRINKLERED

100% BID DOCUMENTS

No.	REVISION DESCRIPTION	DATE

7/18/2025 17:22:00

CONSULTANTS:

ARCHITECT
SPUR DESIGN
312 SW 25TH STREET
OKLAHOMA CITY, OK 73109
(405) 842-6100

MECH / ELEC / PLUMB / TELECOM
SPUR DESIGN
2519 MADISON AVE., STE 100
KANSAS CITY, MO 64108
(913) 369-7200

FIRE PROTECTION ENGINEER
RATED ENGINEERING
609 S. KELLY AVENUE, STE H2
EDMOND, OK 73003
(405) 210-5814

INDUSTRIAL HYGENIST
RIVERFRONT SAFETY & HEALTH
11140 S TOWNE SQUARE, STE 100
ST. LOUIS, MO 63123
(314) 917-0148

PHYSICAL SECURITY
FORCE PROTECT
10901 FRONT BEACH RD, UNIT 1415
PANAMA CITY BEACH, FL 32407
(502) 836-4232

ENGINEER: H2B #: 23-133

H2B, INC.
1225 NORTH LOOP WEST, # 800
HOUSTON, TEXAS 77008
(713) 864-2900

TEXAS FIRM REGISTRATION #: 8856

STAMP:
REGISTERED COMMUNICATIONS DISTRIBUTION DESIGNER
BICSI
KRISTOPHER G HETLAGE
BICSI ID # 328601
EXPIRES 12-31-27
RCDD
7/16/25

Drawing Title
TELECOMMUNICATIONS PLANS - BUILDING 100 - LEVEL 3 - AREA G

VA Health Care System Approval:

Project Title
REPLACE/UPGRADE CAMPUS OVERHEAD PAGING SYSTEM

Location MICHAEL E. DEBAKEY VAMC
2002 HOLCOMBE BLVD
HOUSTON, TX 77030

Date	Checked	Drawn
07/21/2025	KGH	MDT

Project Number **580-25-101**

Building Number

Drawing Number
TN245
Drawing # 173 OF 231

Veterans Health Administration

U.S. Department of Veterans Affairs

VA FORM 08-6231

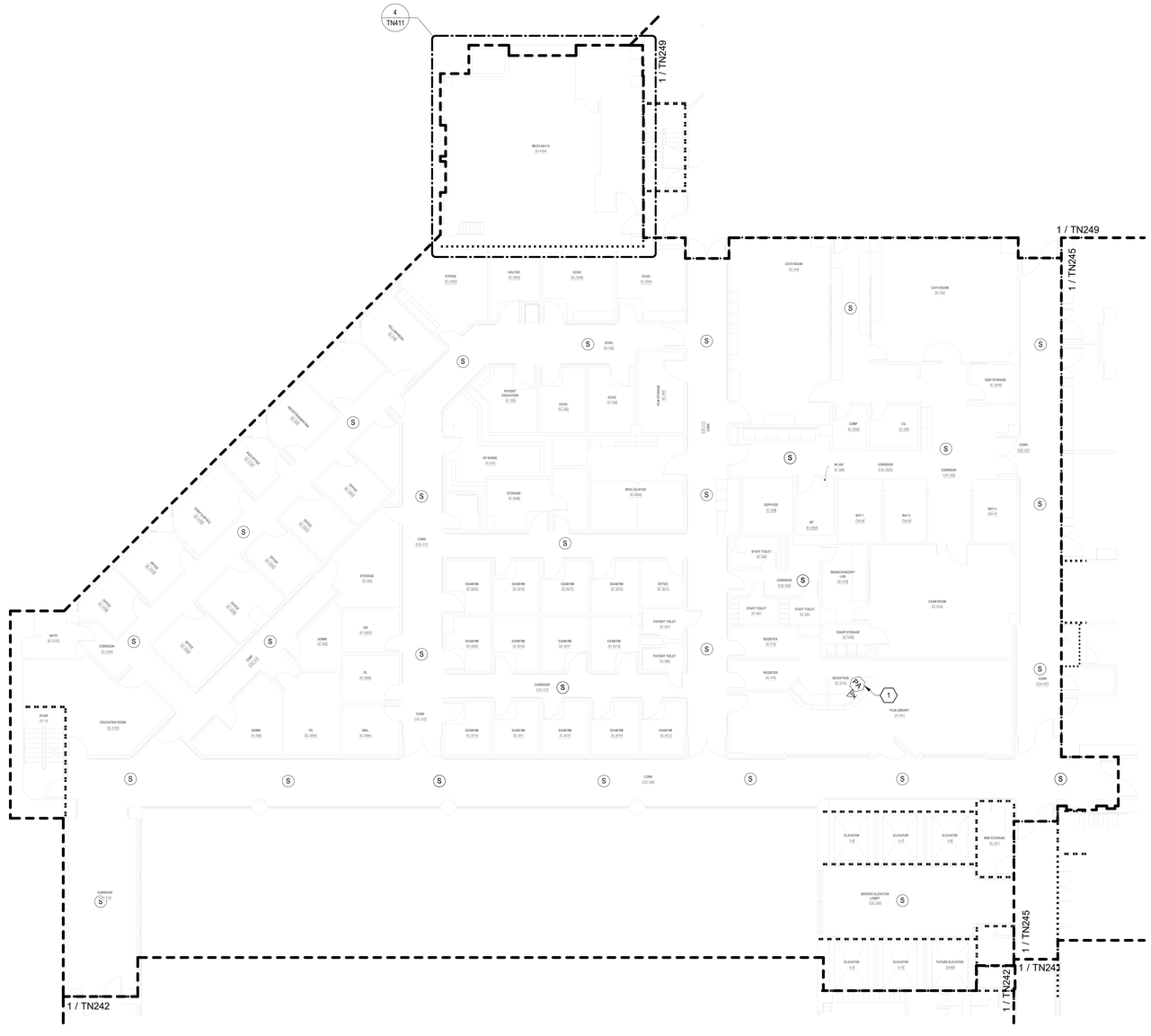
4
TN411
1 / TN249
1 / TN249
1 / TN245
1 / TN245
1 / TN242
1 / TN242
1 / TN242
MECH BAY 4
ELEVATOR
ELEVATOR
ELEVATOR
ELEVATOR
ELEVATOR
FUTURE ELEVATOR
SERVICE ELEVATOR LOBBY
EMS STORAGE
CORRIDOR
CORRIDOR
CORRIDOR

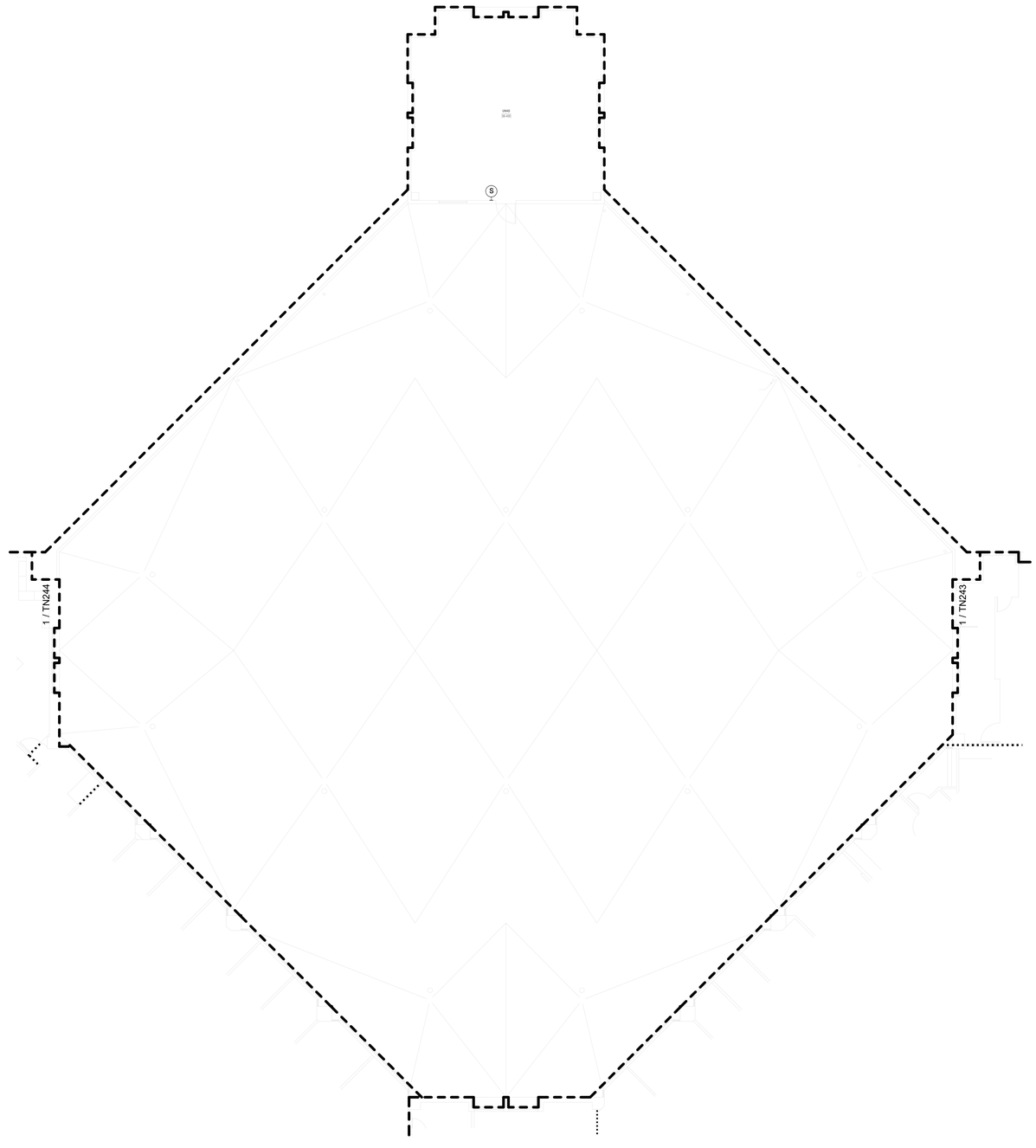

TELECOMMUNICATIONS GENERAL NOTES

A. DRAWING IS DIAGRAMMATIC IN NATURE AND IS NOT TO BE CONSTRUED AS ALL INCLUSIVE; FIELD VERIFY EXISTING CONDITIONS AND ADJUST WORK AS REQUIRED TO EXECUTE SPECIFIED WORK.

B. EXISTING CONDITIONS INDICATED ARE BASED ON GENERAL FIELD NOTES AND HISTORICAL DATA AND DOCUMENTATION AND ARE FOR REFERENCE PURPOSES ONLY TO DEFINE SCOPE OF WORK; FIELD VERIFY ALL CONDITIONS.

C. THIS SITE IS AN ACTIVE WORKING ENVIRONMENT; SYSTEMS SHALL NOT BE SHUTDOWN WITHOUT WRITTEN AUTHORIZATION; ALL REQUESTS SHALL BE SUBMITTED IN WRITING A MINIMUM OF TEN (10) WORKING-DAYS PRIOR TO PROPOSED ACTIVITY DATE OR NEED UNLESS DIRECTED OTHERWISE.

D. SEE T-001 TELECOMMUNICATIONS COVER SHEET FOR SYMBOLS DEFINITION:
1. SYMBOLS GRAYED/ HALFTONE: INDICATED FOR REFERENCE AND/OR INDICATING EXISTING UNLESS SPECIFICALLY NOTED OTHERWISE.
2. SYMBOLS DASHED OR SPECIFICALLY KEYED NOTED: INDICATES DEMOLITION WORK.

E. OWNER SHALL HAVE FIRST SALVAGE RIGHTS FOR ANY DEMOLISHED DEVICES OR MATERIAL.

F. REFER TO TN501 FOR SPEAKER MOUNTING DETAILS.

G. CONTRACTOR TO UTILIZE EXISTING SPEAKER PLACEMENTS FOR INSTALLATION OF NEW SPEAKERS WHEREVER POSSIBLE. TEMPORARILY SUPPORT EXISTING SPEAKERS DURING CONSTRUCTION UNTIL NEW SYSTEM HAS BEEN INSTALLED, TESTED, AND ACCEPTED.

PARTITION LEGEND

- EXISTING PARTITION
- EXISTING SMOKE PARTITION/ BARRIER TO BE MAINTAINED
- EXISTING 1 HOUR FIRE RATED PARTITION TO BE MAINTAINED
- EXISTING 2 HOUR FIRE RATED PARTITION TO BE MAINTAINED

NOTE: NOT ALL SYMBOLS MAY BE USED

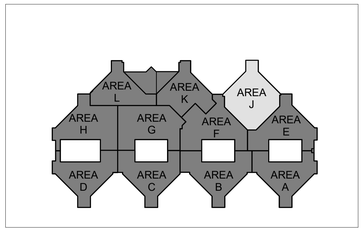

N

1 BLDG 100 - TELECOMMUNICATIONS PLAN - LEVEL 3 - AREA J
3/32" = 1'-0"

FULLY SPRINKLERED

100% BID DOCUMENTS

No.	REVISION DESCRIPTION	DATE

CONSULTANTS:

ARCHITECT
SPUR DESIGN
312 SW 25TH STREET
OKLAHOMA CITY, OK 73109
(405) 842-6100

MECH / ELEC / PLUMB / TELECOM
SPUR DESIGN
2519 MADISON AVE., STE 100
KANSAS CITY, MO 64108
(913) 369-7200

FIRE PROTECTION ENGINEER
RATED ENGINEERING
609 S. KELLY AVENUE, STE H2
EDMOND, OK 73003
(405) 210-5814

INDUSTRIAL HYGENIST
RIVERFRONT SAFETY & HEALTH
11140 S TOWNE SQUARE, STE 100
ST. LOUIS, MO 63123
(314) 917-0148

PHYSICAL SECURITY
FORCE PROTECT
10901 FRONT BEACH RD, UNIT 1415
PANAMA CITY BEACH, FL 32407
(502) 836-4232

ENGINEER: H2B #: 23-133

H2B

H2B, INC.
1225 NORTH LOOP WEST, # 800
HOUSTON, TEXAS 77008
(713) 864-2900

TEXAS FIRM REGISTRATION #: 8856

STAMP:
REGISTERED COMMUNICATIONS DISTRIBUTION DESIGNER
Bicsi
KRISTOPHER G HETLAGE
BICSI ID # 329601
EXPIRES 12-31-27
RCDD
7/16/25

Drawing Title
TELECOMMUNICATIONS PLANS - BUILDING 100 - LEVEL 3 - AREA J

VA Health Care System Approval:

Project Title
REPLACE/UPGRADE CAMPUS OVERHEAD PAGING SYSTEM

Location MICHAEL E. DEBAKEY VAMC
2002 HOLCOMBE BLVD
HOUSTON, TX 77030

Date	Checked	Drawn
07/21/2025	KGH	MDT

Project Number
580-25-101

Building Number

Drawing Number
TN247
Drawing # 175 OF 231

Veterans Health Administration

VA U.S. Department of Veterans Affairs

7/18/2025 17:22:19

VA FORM 08-6231

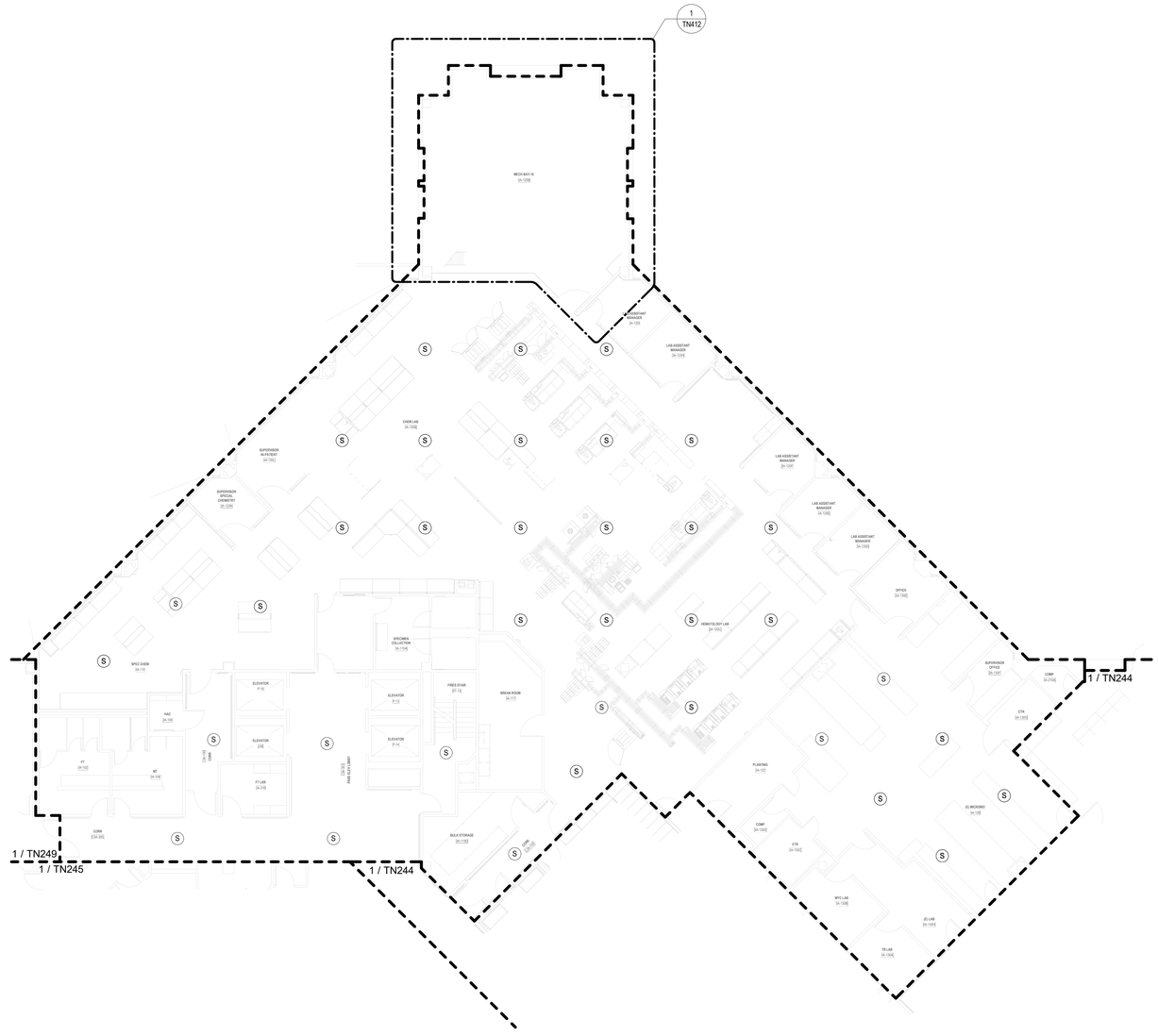

TELECOMMUNICATIONS GENERAL NOTES

A. DRAWING IS DIAGRAMMATIC IN NATURE AND IS NOT TO BE CONSTRUED AS ALL INCLUSIVE; FIELD VERIFY EXISTING CONDITIONS AND ADJUST WORK AS REQUIRED TO EXECUTE SPECIFIED WORK.

B. EXISTING CONDITIONS INDICATED ARE BASED ON GENERAL FIELD NOTES AND HISTORICAL DATA AND DOCUMENTATION AND ARE FOR REFERENCE PURPOSES ONLY TO DEFINE SCOPE OF WORK; FIELD VERIFY ALL CONDITIONS.

C. THIS SITE IS AN ACTIVE WORKING ENVIRONMENT; SYSTEMS SHALL NOT BE SHUTDOWN WITHOUT WRITTEN AUTHORIZATION; ALL REQUESTS SHALL BE SUBMITTED IN WRITING A MINIMUM OF TEN (10) WORKING-DAYS PRIOR TO PROPOSED ACTIVITY DATE OR NEED UNLESS DIRECTED OTHERWISE.

D. SEE T-001 TELECOMMUNICATIONS COVER SHEET FOR SYMBOLS DEFINITION:
1. SYMBOLS GRAYED/ HALFTONE: INDICATED FOR REFERENCE AND/OR INDICATING EXISTING UNLESS SPECIFICALLY NOTED OTHERWISE.
2. SYMBOLS DASHED OR SPECIFICALLY KEYED NOTED: INDICATES DEMOLITION WORK.

E. OWNER SHALL HAVE FIRST SALVAGE RIGHTS FOR ANY DEMOLISHED DEVICES OR MATERIAL.

F. REFER TO TN501 FOR SPEAKER MOUNTING DETAILS.

G. CONTRACTOR TO UTILIZE EXISTING SPEAKER PLACEMENTS FOR INSTALLATION OF NEW SPEAKERS WHEREVER POSSIBLE. TEMPORARILY SUPPORT EXISTING SPEAKERS DURING CONSTRUCTION UNTIL NEW SYSTEM HAS BEEN INSTALLED, TESTED, AND ACCEPTED.

PARTITION LEGEND

- EXISTING PARTITION
- EXISTING SMOKE PARTITION/ BARRIER TO BE MAINTAINED
- EXISTING 1 HOUR FIRE RATED PARTITION TO BE MAINTAINED
- EXISTING 2 HOUR FIRE RATED PARTITION TO BE MAINTAINED

NOTE: NOT ALL SYMBOLS MAY BE USED

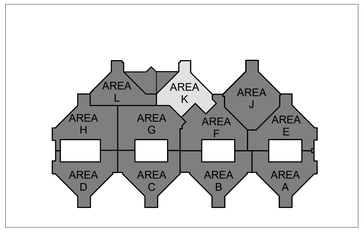

N

1 BLDG 100 - TELECOMMUNICATIONS PLAN - LEVEL 3 - AREA K
3/32" = 1'-0"

FULLY SPRINKLERED

100% BID DOCUMENTS

No.	REVISION DESCRIPTION	DATE

CONSULTANTS:

ARCHITECT
SPUR DESIGN
312 SW 25TH STREET
OKLAHOMA CITY, OK 73109
(405) 842-6100

MECH / ELEC / PLUMB / TELECOM
SPUR DESIGN
2519 MADISON AVE., STE 100
KANSAS CITY, MO 64108
(913) 369-7200

FIRE PROTECTION ENGINEER
RATED ENGINEERING
609 S. KELLY AVENUE, STE H2
EDMOND, OK 73003
(405) 210-5814

INDUSTRIAL HYGENIST
RIVERFRONT SAFETY & HEALTH
11140 S TOWNE SQUARE, STE 100
ST. LOUIS, MO 63123
(314) 917-0148

PHYSICAL SECURITY
FORCE PROTECT
10901 FRONT BEACH RD, UNIT 1415
PANAMA CITY BEACH, FL 32407
(502) 836-4232

ENGINEER: H2B #: 23-133

H2B, INC.
1225 NORTH LOOP WEST, # 800
HOUSTON, TEXAS 77008
(713) 864-2900

TEXAS FIRM REGISTRATION #: 8856

STAMP:
REGISTERED COMMUNICATIONS DISTRIBUTION DESIGNER
Bicsi
KRISTOPHER G HETLAGE
BICSI ID # 328601
EXPIRES 12-31-27
RCDD
9/4/25

Drawing Title
TELECOMMUNICATIONS PLANS - BUILDING 100 - LEVEL 3 - AREA K

VA Health Care System Approval:

Project Title
REPLACE/UPGRADE CAMPUS OVERHEAD PAGING SYSTEM

Location MICHAEL E. DEBAKEY VAMC
2002 HOLCOMBE BLVD
HOUSTON, TX 77030

Date **07/21/2025** | Checked KGH | Drawn MDT

Project Number **580-25-101**

Building Number

Drawing Number
TN248
Drawing # 176 OF 231

Veterans Health Administration

VA U.S. Department of Veterans Affairs

7/18/2025 17:22:28

VA FORM 08-6231

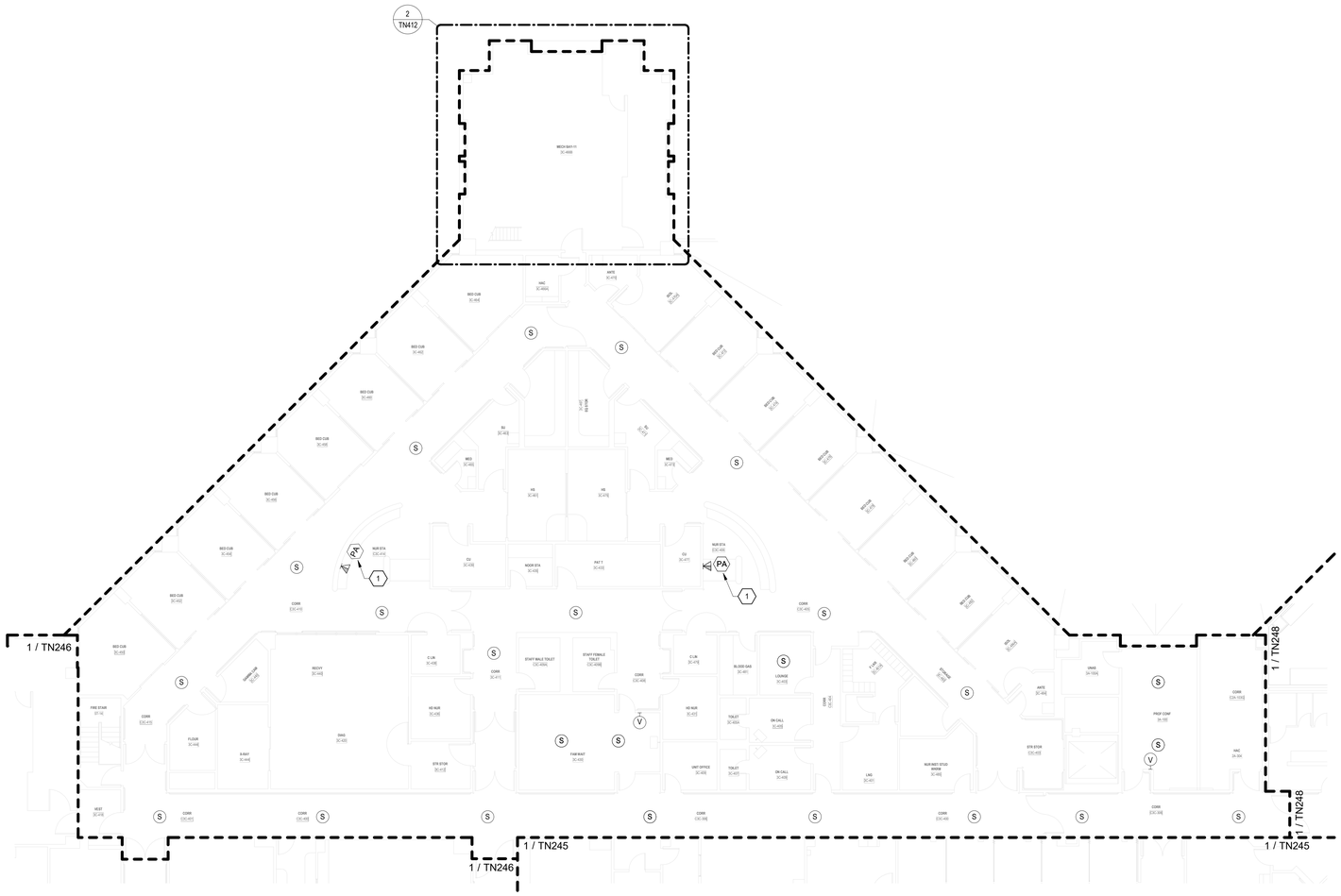

TELECOMMUNICATIONS GENERAL NOTES

A. DRAWING IS DIAGRAMMATIC IN NATURE AND IS NOT TO BE CONSTRUED AS ALL INCLUSIVE; FIELD VERIFY EXISTING CONDITIONS AND ADJUST WORK AS REQUIRED TO EXECUTE SPECIFIED WORK.

B. EXISTING CONDITIONS INDICATED ARE BASED ON GENERAL FIELD NOTES AND HISTORICAL DATA AND DOCUMENTATION AND ARE FOR REFERENCE PURPOSES ONLY TO DEFINE SCOPE OF WORK; FIELD VERIFY ALL CONDITIONS.

C. THIS SITE IS AN ACTIVE WORKING ENVIRONMENT; SYSTEMS SHALL NOT BE SHUTDOWN WITHOUT WRITTEN AUTHORIZATION; ALL REQUESTS SHALL BE SUBMITTED IN WRITING A MINIMUM OF TEN (10) WORKING-DAYS PRIOR TO PROPOSED ACTIVITY DATE OR NEED UNLESS DIRECTED OTHERWISE.

D. SEE T-001 TELECOMMUNICATIONS COVER SHEET FOR SYMBOLS DEFINITION:
1. SYMBOLS GRAYED/ HALFTONE: INDICATED FOR REFERENCE AND/OR INDICATING EXISTING UNLESS SPECIFICALLY NOTED OTHERWISE.
2. SYMBOLS DASHED OR SPECIFICALLY KEYED NOTED: INDICATES DEMOLITION WORK.

E. OWNER SHALL HAVE FIRST SALVAGE RIGHTS FOR ANY DEMOLISHED DEVICES OR MATERIAL.

F. REFER TO TN501 FOR SPEAKER MOUNTING DETAILS.

G. CONTRACTOR TO UTILIZE EXISTING SPEAKER PLACEMENTS FOR INSTALLATION OF NEW SPEAKERS WHEREVER POSSIBLE. TEMPORARILY SUPPORT EXISTING SPEAKERS DURING CONSTRUCTION UNTIL NEW SYSTEM HAS BEEN INSTALLED, TESTED, AND ACCEPTED.

TELECOMMUNICATIONS KEYNOTES

#	
1	INTERACTIVE DESKTOP PA USER INTERFACE CONSOLE; PROVIDE CAT6A WORKSTATION OUTLET AND CABLING BACK TO SERVING ZONE NETWORK CABINET; COORDINATE FINAL LOCATION WITH VAMC.

PARTITION LEGEND

- EXISTING PARTITION
- EXISTING SMOKE PARTITION/ BARRIER TO BE MAINTAINED
- EXISTING 1 HOUR FIRE RATED PARTITION TO BE MAINTAINED
- EXISTING 2 HOUR FIRE RATED PARTITION TO BE MAINTAINED

NOTE: NOT ALL SYMBOLS MAY BE USED

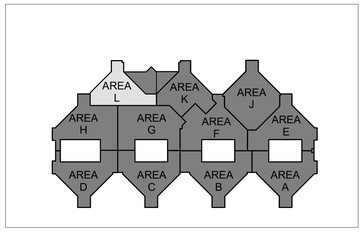

N

1 BLDG 100 - TELECOMMUNICATIONS PLAN - LEVEL 3 - AREA L
3/32" = 1'-0"

FULLY SPRINKLERED

100% BID DOCUMENTS

No.	REVISION DESCRIPTION	DATE

CONSULTANTS:

ARCHITECT
SPUR DESIGN
312 SW 25TH STREET
OKLAHOMA CITY, OK 73109
(405) 842-6100

MECH / ELEC / PLUMB / TELECOM
SPUR DESIGN
2519 MADISON AVE., STE 100
KANSAS CITY, MO 64108
(913) 369-7200

FIRE PROTECTION ENGINEER
RATED ENGINEERING
609 S. KELLY AVENUE, STE H2
EDMOND, OK 73003
(405) 210-5814

INDUSTRIAL HYGENIST
RIVERFRONT SAFETY & HEALTH
11140 S TOWNE SQUARE, STE 100
ST. LOUIS, MO 63123
(314) 917-0148

PHYSICAL SECURITY
FORCE PROTECT
10901 FRONT BEACH RD, UNIT 1415
PANAMA CITY BEACH, FL 32407
(502) 836-4232

ENGINEER: H2B #: 23-133

H2B, INC.
1225 NORTH LOOP WEST, # 800
HOUSTON, TEXAS 77008
(713) 864-2900

TEXAS FIRM REGISTRATION #: 8856

STAMP:
REGISTERED COMMUNICATIONS DISTRIBUTION DESIGNER
Bicsi
KRISTOPHER G HETLAGE
BICSI ID # 325601
EXPIRES 12-31-27
RCDD
7/18/25

Drawing Title
TELECOMMUNICATIONS PLANS - BUILDING 100 - LEVEL 3 - AREA L

VA Health Care System Approval:

Project Title
REPLACE/UPGRADE CAMPUS OVERHEAD PAGING SYSTEM

Location: MICHAEL E. DEBAKEY VAMC, 2002 HOLCOMBE BLVD, HOUSTON, TX 77030

Date: **07/21/2025** | Checked: KGH | Drawn: MDT

Project Number: **580-25-101**

Building Number:

Drawing Number: **TN249**

Drawing # 177 OF 231

Veterans Health Administration

VA | U.S. Department of Veterans Affairs

7/18/2025 17:22:38

VA FORM 08-6231

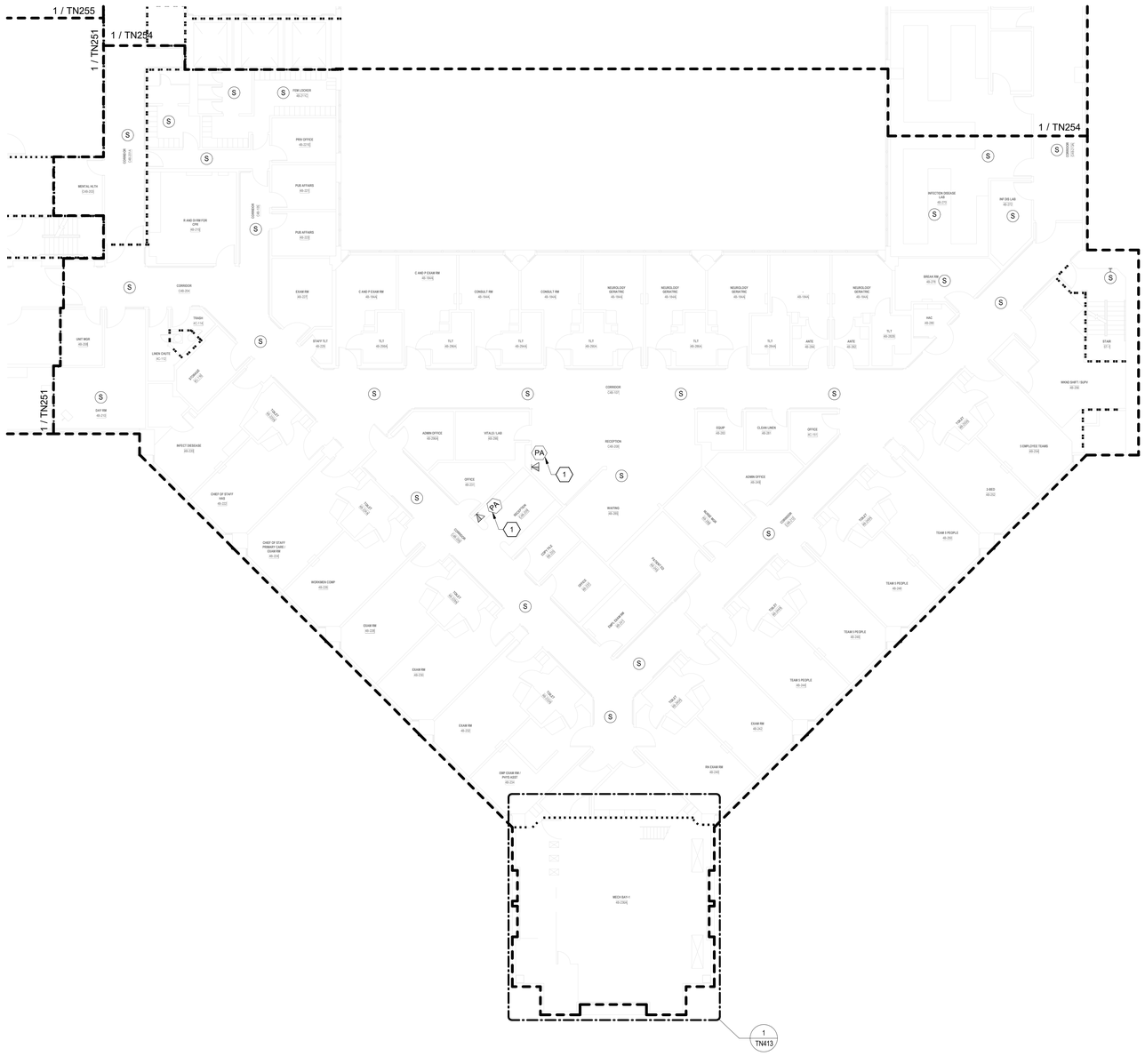

TELECOMMUNICATIONS GENERAL NOTES

A. DRAWING IS DIAGRAMMATIC IN NATURE AND IS NOT TO BE CONSTRUED AS ALL INCLUSIVE; FIELD VERIFY EXISTING CONDITIONS AND ADJUST WORK AS REQUIRED TO EXECUTE SPECIFIED WORK.

B. EXISTING CONDITIONS INDICATED ARE BASED ON GENERAL FIELD NOTES AND HISTORICAL DATA AND DOCUMENTATION AND ARE FOR REFERENCE PURPOSES ONLY TO DEFINE SCOPE OF WORK; FIELD VERIFY ALL CONDITIONS.

C. THIS SITE IS AN ACTIVE WORKING ENVIRONMENT; SYSTEMS SHALL NOT BE SHUTDOWN WITHOUT WRITTEN AUTHORIZATION; ALL REQUESTS SHALL BE SUBMITTED IN WRITING A MINIMUM OF TEN (10) WORKING-DAYS PRIOR TO PROPOSED ACTIVITY DATE OR NEED UNLESS DIRECTED OTHERWISE.

D. SEE T-001 TELECOMMUNICATIONS COVER SHEET FOR SYMBOLS DEFINITION:
1. SYMBOLS GRAYED/ HALFTONE: INDICATED FOR REFERENCE AND/OR INDICATING EXISTING UNLESS SPECIFICALLY NOTED OTHERWISE.
2. SYMBOLS DASHED OR SPECIFICALLY KEYED NOTED: INDICATES DEMOLITION WORK.

E. OWNER SHALL HAVE FIRST SALVAGE RIGHTS FOR ANY DEMOLISHED DEVICES OR MATERIAL.

F. REFER TO TN501 FOR SPEAKER MOUNTING DETAILS.

G. CONTRACTOR TO UTILIZE EXISTING SPEAKER PLACEMENTS FOR INSTALLATION OF NEW SPEAKERS WHEREVER POSSIBLE. TEMPORARILY SUPPORT EXISTING SPEAKERS DURING CONSTRUCTION UNTIL NEW SYSTEM HAS BEEN INSTALLED, TESTED, AND ACCEPTED.

TELECOMMUNICATIONS KEYNOTES

#	
1	INTERACTIVE DESKTOP PA USER INTERFACE CONSOLE; PROVIDE CAT6A WORKSTATION OUTLET AND CABLING BACK TO SERVING ZONE NETWORK CABINET; COORDINATE FINAL LOCATION WITH VAMC.

PARTITION LEGEND

- EXISTING PARTITION
- EXISTING SMOKE PARTITION/ BARRIER TO BE MAINTAINED
- EXISTING 1 HOUR FIRE RATED PARTITION TO BE MAINTAINED
- EXISTING 2 HOUR FIRE RATED PARTITION TO BE MAINTAINED

NOTE: NOT ALL SYMBOLS MAY BE USED

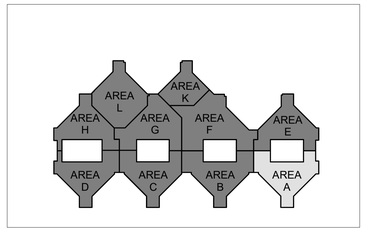

N

1 BLDG 100 - TELECOMMUNICATIONS PLAN - LEVEL 4 - AREA A
3/32" = 1'-0"

FULLY SPRINKLERED

100% BID DOCUMENTS

No.	REVISION DESCRIPTION	DATE

CONSULTANTS:

ARCHITECT
SPUR DESIGN
312 SW 25TH STREET
OKLAHOMA CITY, OK 73109
(405) 842-6100

MECH / ELEC / PLUMB / TELECOM
SPUR DESIGN
2519 MADISON AVE., STE 100
KANSAS CITY, MO 64108
(913) 369-7200

FIRE PROTECTION ENGINEER
RATED ENGINEERING
609 S. KELLY AVENUE, STE H2
EDMOND, OK 73003
(405) 210-5814

INDUSTRIAL HYGENIST
RIVERFRONT SAFETY & HEALTH
11140 S TOWNE SQUARE, STE 100
ST. LOUIS, MO 63123
(314) 917-0148

PHYSICAL SECURITY
FORCE PROTECT
10901 FRONT BEACH RD, UNIT 1415
PANAMA CITY BEACH, FL 32407
(502) 836-4232

ENGINEER: H2B #: 23-133

H2B, INC.
1225 NORTH LOOP WEST, # 800
HOUSTON, TEXAS 77008
(713) 864-2900

TEXAS FIRM REGISTRATION #: 8856

STAMP:
REGISTERED COMMUNICATIONS DISTRIBUTION DESIGNER
Bicsi
KRISTOPHER G HETLAGE
BICSI ID # 328601
EXPIRES 12-31-27
RCDD
7/16/25

Drawing Title
TELECOMMUNICATIONS PLANS - BUILDING 100 - LEVEL 4 - AREA A

VA Health Care System Approval:

Project Title
REPLACE/UPGRADE CAMPUS OVERHEAD PAGING SYSTEM

Location MICHAEL E. DEBAKEY VAMC
2002 HOLCOMBE BLVD
HOUSTON, TX 77030

Date **07/21/2025** | Checked KGH | Drawn MDT

Project Number **580-25-101**

Building Number 100

Drawing Number
TN250
Drawing # 178 OF 231

Veterans Health Administration

VA U.S. Department of Veterans Affairs

7/18/2025 17:22:43

VA FORM 08-6231

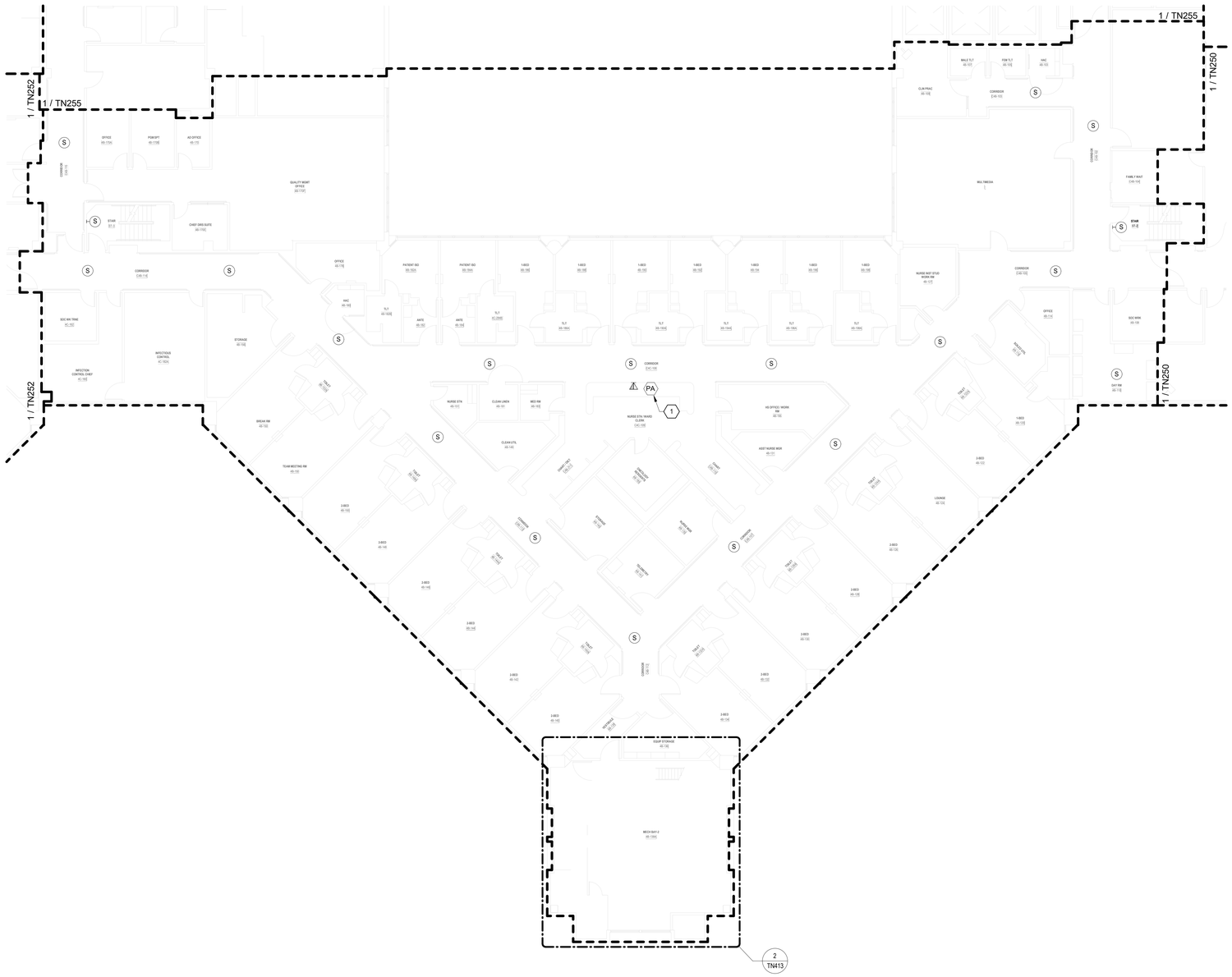

TELECOMMUNICATIONS GENERAL NOTES

A. DRAWING IS DIAGRAMMATIC IN NATURE AND IS NOT TO BE CONSTRUED AS ALL INCLUSIVE; FIELD VERIFY EXISTING CONDITIONS AND ADJUST WORK AS REQUIRED TO EXECUTE SPECIFIED WORK.

B. EXISTING CONDITIONS INDICATED ARE BASED ON GENERAL FIELD NOTES AND HISTORICAL DATA AND DOCUMENTATION AND ARE FOR REFERENCE PURPOSES ONLY TO DEFINE SCOPE OF WORK; FIELD VERIFY ALL CONDITIONS.

C. THIS SITE IS AN ACTIVE WORKING ENVIRONMENT; SYSTEMS SHALL NOT BE SHUTDOWN WITHOUT WRITTEN AUTHORIZATION; ALL REQUESTS SHALL BE SUBMITTED IN WRITING A MINIMUM OF TEN (10) WORKING-DAYS PRIOR TO PROPOSED ACTIVITY DATE OR NEED UNLESS DIRECTED OTHERWISE.

D. SEE T-001 TELECOMMUNICATIONS COVER SHEET FOR SYMBOLS DEFINITION:
1. SYMBOLS GRAYED/ HALFTONE: INDICATED FOR REFERENCE AND/OR INDICATING EXISTING UNLESS SPECIFICALLY NOTED OTHERWISE.
2. SYMBOLS DASHED OR SPECIFICALLY KEYED NOTED: INDICATES DEMOLITION WORK.

E. OWNER SHALL HAVE FIRST SALVAGE RIGHTS FOR ANY DEMOLISHED DEVICES OR MATERIAL.

F. REFER TO TN501 FOR SPEAKER MOUNTING DETAILS.

G. CONTRACTOR TO UTILIZE EXISTING SPEAKER PLACEMENTS FOR INSTALLATION OF NEW SPEAKERS WHEREVER POSSIBLE. TEMPORARILY SUPPORT EXISTING SPEAKERS DURING CONSTRUCTION UNTIL NEW SYSTEM HAS BEEN INSTALLED, TESTED, AND ACCEPTED.

TELECOMMUNICATIONS KEYNOTES

(#)	
1	INTERACTIVE DESKTOP PA USER INTERFACE CONSOLE; PROVIDE CAT6A WORKSTATION OUTLET AND CABLING BACK TO SERVING ZONE NETWORK CABINET; COORDINATE FINAL LOCATION WITH VAMC.

PARTITION LEGEND

- EXISTING PARTITION
- EXISTING SMOKE PARTITION/ BARRIER TO BE MAINTAINED
- EXISTING 1 HOUR FIRE RATED PARTITION TO BE MAINTAINED
- EXISTING 2 HOUR FIRE RATED PARTITION TO BE MAINTAINED

NOTE: NOT ALL SYMBOLS MAY BE USED

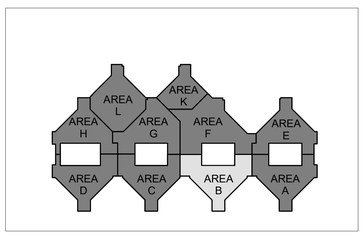

N

1 BLDG 100 - TELECOMMUNICATIONS PLAN - LEVEL 4 - AREA B
3/32" = 1'-0"

FULLY SPRINKLERED

100% BID DOCUMENTS

No.	REVISION DESCRIPTION	DATE

CONSULTANTS:

ARCHITECT
SPUR DESIGN
312 SW 25TH STREET
OKLAHOMA CITY, OK 73109
(405) 842-6100

MECH / ELEC / PLUMB / TELECOM
SPUR DESIGN
2519 MADISON AVE., STE 100
KANSAS CITY, MO 64108
(913) 369-7200

FIRE PROTECTION ENGINEER
RATED ENGINEERING
609 S. KELLY AVENUE, STE H2
EDMOND, OK 73003
(405) 210-5814

INDUSTRIAL HYGENIST
RIVERFRONT SAFETY & HEALTH
11140 S TOWNE SQUARE, STE 100
ST. LOUIS, MO 63123
(314) 917-0148

PHYSICAL SECURITY
FORCE PROTECT
10901 FRONT BEACH RD, UNIT 1415
PANAMA CITY BEACH, FL 32407
(502) 836-4232

ENGINEER: H2B #: 23-133

H2B, INC.
1225 NORTH LOOP WEST, # 800
HOUSTON, TEXAS 77008
(713) 864-2900

TEXAS FIRM REGISTRATION #: 8856

STAMP:
REGISTERED COMMUNICATIONS DISTRIBUTION DESIGNER
BICSI
KRISTOPHER G HETLAGE
BICSI ID # 328601
EXPIRES 12-31-27
RCDD
9/4/25

Drawing Title
TELECOMMUNICATIONS PLANS - BUILDING 100 - LEVEL 4 - AREA B

VA Health Care System Approval:

Project Title
REPLACE/UPGRADE CAMPUS OVERHEAD PAGING SYSTEM

Location MICHAEL E. DEBAKEY VAMC
2002 HOLCOMBE BLVD
HOUSTON, TX 77030

Date	Checked	Drawn
07/21/2025	KGH	MDT

Project Number
580-25-101

Building Number
100

Drawing Number
TN251
Drawing # 179 OF 231

Veterans Health Administration

VA | U.S. Department of Veterans Affairs

7/18/2025 17:22:47

VA FORM 08-6231

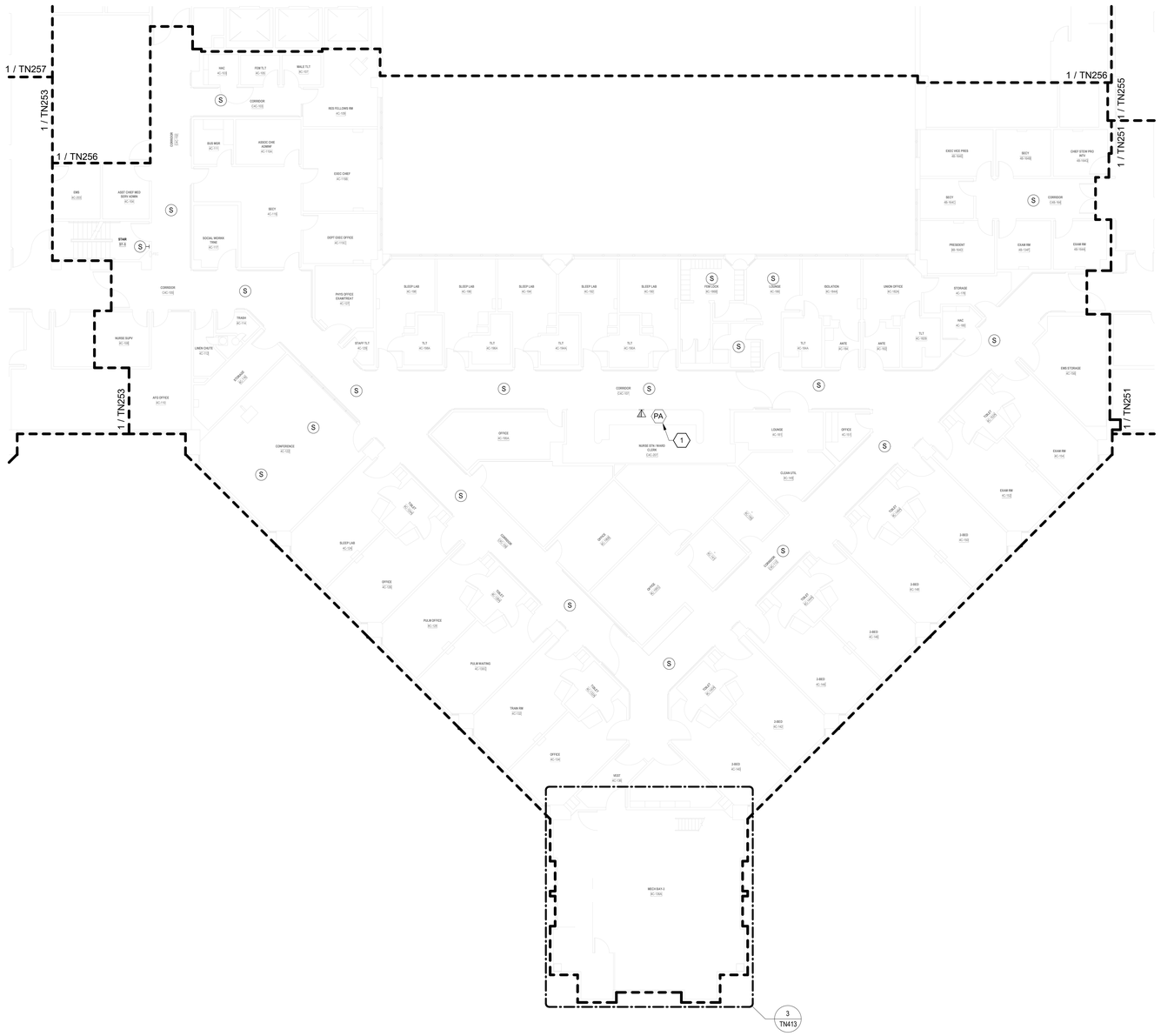

TELECOMMUNICATIONS GENERAL NOTES

A. DRAWING IS DIAGRAMMATIC IN NATURE AND IS NOT TO BE CONSTRUED AS ALL INCLUSIVE; FIELD VERIFY EXISTING CONDITIONS AND ADJUST WORK AS REQUIRED TO EXECUTE SPECIFIED WORK.

B. EXISTING CONDITIONS INDICATED ARE BASED ON GENERAL FIELD NOTES AND HISTORICAL DATA AND DOCUMENTATION AND ARE FOR REFERENCE PURPOSES ONLY TO DEFINE SCOPE OF WORK; FIELD VERIFY ALL CONDITIONS.

C. THIS SITE IS AN ACTIVE WORKING ENVIRONMENT; SYSTEMS SHALL NOT BE SHUTDOWN WITHOUT WRITTEN AUTHORIZATION; ALL REQUESTS SHALL BE SUBMITTED IN WRITING A MINIMUM OF TEN (10) WORKING-DAYS PRIOR TO PROPOSED ACTIVITY DATE OR NEED UNLESS DIRECTED OTHERWISE.

D. SEE T-001 TELECOMMUNICATIONS COVER SHEET FOR SYMBOLS DEFINITION:
1. SYMBOLS GRAYED/ HALFTONE: INDICATED FOR REFERENCE AND/OR INDICATING EXISTING UNLESS SPECIFICALLY NOTED OTHERWISE.
2. SYMBOLS DASHED OR SPECIFICALLY KEYED NOTED: INDICATES DEMOLITION WORK.

E. OWNER SHALL HAVE FIRST SALVAGE RIGHTS FOR ANY DEMOLISHED DEVICES OR MATERIAL.

F. REFER TO TN501 FOR SPEAKER MOUNTING DETAILS.

G. CONTRACTOR TO UTILIZE EXISTING SPEAKER PLACEMENTS FOR INSTALLATION OF NEW SPEAKERS WHEREVER POSSIBLE. TEMPORARILY SUPPORT EXISTING SPEAKERS DURING CONSTRUCTION UNTIL NEW SYSTEM HAS BEEN INSTALLED, TESTED, AND ACCEPTED.

TELECOMMUNICATIONS KEYNOTES

#	
1	INTERACTIVE DESKTOP PA USER INTERFACE CONSOLE; PROVIDE CAT6A WORKSTATION OUTLET AND CABLING BACK TO SERVING ZONE NETWORK CABINET; COORDINATE FINAL LOCATION WITH VAMC.

PARTITION LEGEND

- EXISTING PARTITION
- EXISTING SMOKE PARTITION/ BARRIER TO BE MAINTAINED
- EXISTING 1 HOUR FIRE RATED PARTITION TO BE MAINTAINED
- EXISTING 2 HOUR FIRE RATED PARTITION TO BE MAINTAINED

NOTE: NOT ALL SYMBOLS MAY BE USED

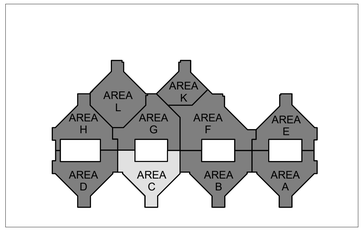

N

1 BLDG 100 - TELECOMMUNICATIONS PLAN - LEVEL 4 - AREA C
3/32" = 1'-0"

FULLY SPRINKLERED

100% BID DOCUMENTS

No.	REVISION DESCRIPTION	DATE

CONSULTANTS:

ARCHITECT
SPUR DESIGN
312 SW 25TH STREET
OKLAHOMA CITY, OK 73109
(405) 842-6100

MECH / ELEC / PLUMB / TELECOM
SPUR DESIGN
2519 MADISON AVE., STE 100
KANSAS CITY, MO 64108
(913) 369-7200

FIRE PROTECTION ENGINEER
RATED ENGINEERING
609 S. KELLY AVENUE, STE H2
EDMOND, OK 73003
(405) 210-5814

INDUSTRIAL HYGENIST
RIVERFRONT SAFETY & HEALTH
11140 S TOWNE SQUARE, STE 100
ST. LOUIS, MO 63123
(314) 917-0148

PHYSICAL SECURITY
FORCE PROTECT
10901 FRONT BEACH RD, UNIT 1415
PANAMA CITY BEACH, FL 32407
(502) 836-4232

ENGINEER: H2B #: 23-133

H2B, INC.
1225 NORTH LOOP WEST, # 800
HOUSTON, TEXAS 77008
(713) 864-2900

TEXAS FIRM REGISTRATION #: 8856

STAMP:
REGISTERED COMMUNICATIONS DISTRIBUTION DESIGNER
Bicsi
KRISTOPHER G HETLAGE
BICSI ID # 328601
EXPIRES 12-31-27
RCDD
7/21/25

Drawing Title
TELECOMMUNICATIONS PLANS - BUILDING 100 - LEVEL 4 - AREA C

VA Health Care System Approval:

Project Title
REPLACE/UPGRADE CAMPUS OVERHEAD PAGING SYSTEM

Location MICHAEL E. DEBAKEY VAMC
2002 HOLCOMBE BLVD
HOUSTON, TX 77030

Date **07/21/2025** | Checked KGH | Drawn MDT

Project Number **580-25-101**

Building Number 100

Drawing Number **TN252**

Drawing # 180 OF 231

Veterans Health Administration

VA U.S. Department of Veterans Affairs

7/18/2025 17:22:52

VA FORM 08-6231

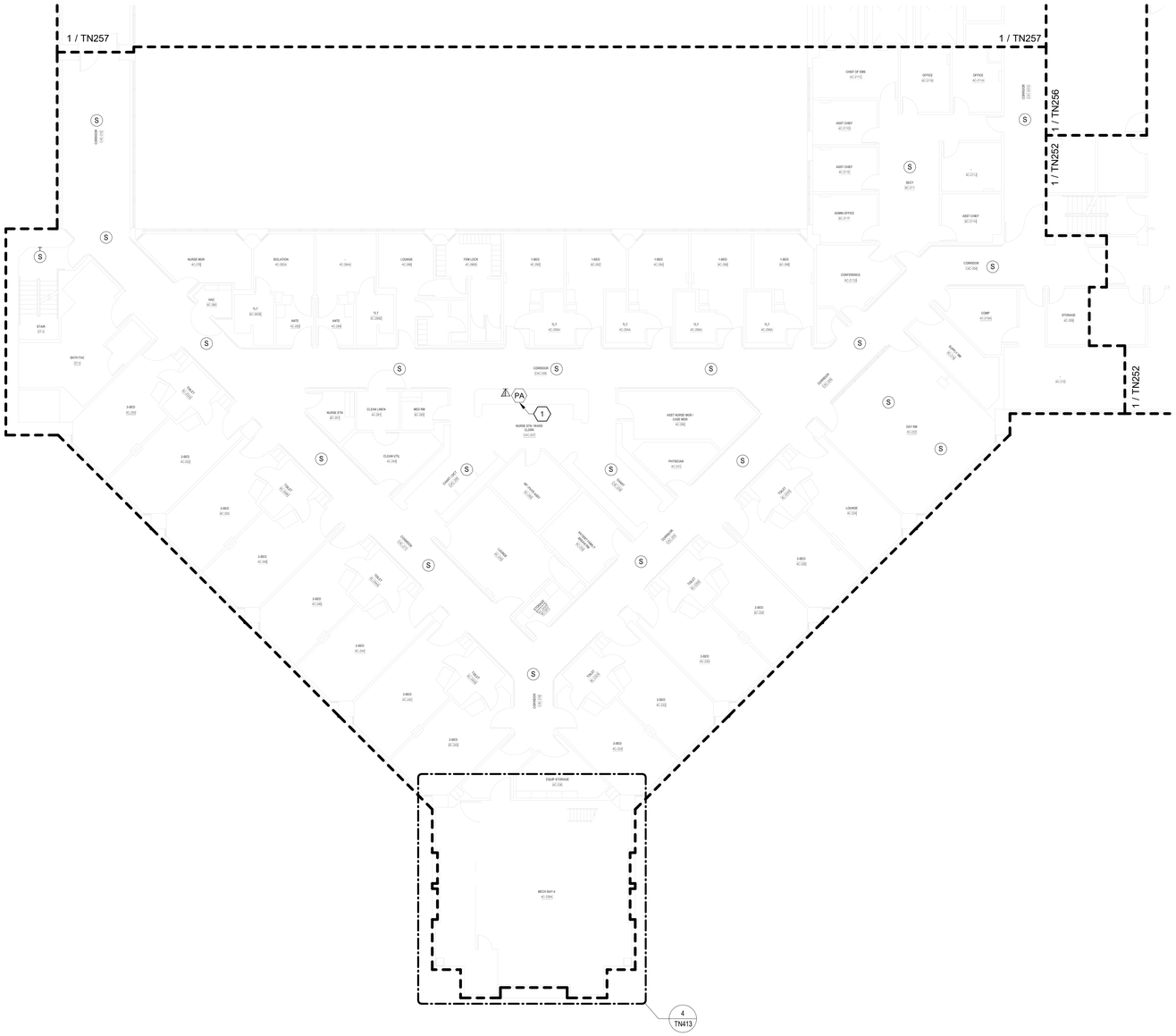

TELECOMMUNICATIONS GENERAL NOTES

A. DRAWING IS DIAGRAMMATIC IN NATURE AND IS NOT TO BE CONSTRUED AS ALL INCLUSIVE; FIELD VERIFY EXISTING CONDITIONS AND ADJUST WORK AS REQUIRED TO EXECUTE SPECIFIED WORK.

B. EXISTING CONDITIONS INDICATED ARE BASED ON GENERAL FIELD NOTES AND HISTORICAL DATA AND DOCUMENTATION AND ARE FOR REFERENCE PURPOSES ONLY TO DEFINE SCOPE OF WORK; FIELD VERIFY ALL CONDITIONS.

C. THIS SITE IS AN ACTIVE WORKING ENVIRONMENT; SYSTEMS SHALL NOT BE SHUTDOWN WITHOUT WRITTEN AUTHORIZATION; ALL REQUESTS SHALL BE SUBMITTED IN WRITING A MINIMUM OF TEN (10) WORKING-DAYS PRIOR TO PROPOSED ACTIVITY DATE OR NEED UNLESS DIRECTED OTHERWISE.

D. SEE T-001 TELECOMMUNICATIONS COVER SHEET FOR SYMBOLS DEFINITION:
1. SYMBOLS GRAYED/ HALFTONE: INDICATED FOR REFERENCE AND/OR INDICATING EXISTING UNLESS SPECIFICALLY NOTED OTHERWISE.
2. SYMBOLS DASHED OR SPECIFICALLY KEYED NOTED: INDICATES DEMOLITION WORK.

E. OWNER SHALL HAVE FIRST SALVAGE RIGHTS FOR ANY DEMOLISHED DEVICES OR MATERIAL.

F. REFER TO TN501 FOR SPEAKER MOUNTING DETAILS.

G. CONTRACTOR TO UTILIZE EXISTING SPEAKER PLACEMENTS FOR INSTALLATION OF NEW SPEAKERS WHEREVER POSSIBLE. TEMPORARILY SUPPORT EXISTING SPEAKERS DURING CONSTRUCTION UNTIL NEW SYSTEM HAS BEEN INSTALLED, TESTED, AND ACCEPTED.

TELECOMMUNICATIONS KEYNOTES

#	
1	INTERACTIVE WALL-MOUNTED PA USER INTERFACE CONSOLE LOCKABLE SURFACE/RECESSED CABINET. TERMINATE CAT-6A CABLING INTO A 1-PORT SURFACE BOX/BISCUIT AND SECURE TO BACK OF CABINET. CABLING SHALL BE CONCEALED/PROTECTED IN A 3/4" EMT SURFACE MOUNTED ON WALL. PAINT CONDUIT AND ALL MOUNTING HARDWARE TO MATCH EXISTING COLORS/FINISHES. COORDINATE WITH VA AND ARCHITECT.

PARTITION LEGEND

- EXISTING PARTITION
- EXISTING SMOKE PARTITION/ BARRIER TO BE MAINTAINED
- EXISTING 1 HOUR FIRE RATED PARTITION TO BE MAINTAINED
- EXISTING 2 HOUR FIRE RATED PARTITION TO BE MAINTAINED

NOTE: NOT ALL SYMBOLS MAY BE USED

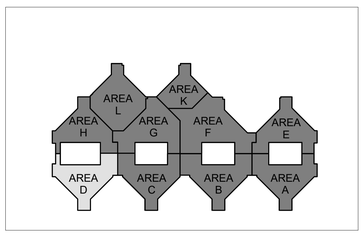

N

1 BLDG 100 - TELECOMMUNICATIONS PLAN - LEVEL 4 - AREA D
3/32" = 1'-0"

FULLY SPRINKLERED

100% BID DOCUMENTS

No.	REVISION DESCRIPTION	DATE

CONSULTANTS:

ARCHITECT
SPUR DESIGN
312 SW 25TH STREET
OKLAHOMA CITY, OK 73109
(405) 842-6100

MECH / ELEC / PLUMB / TELECOM
SPUR DESIGN
2519 MADISON AVE., STE 100
KANSAS CITY, MO 64108
(913) 369-7200

FIRE PROTECTION ENGINEER
RATED ENGINEERING
609 S. KELLY AVENUE, STE H2
EDMOND, OK 73003
(405) 210-5814

INDUSTRIAL HYGENIST
RIVERFRONT SAFETY & HEALTH
11140 S TOWNE SQUARE, STE 100
ST. LOUIS, MO 63123
(314) 917-0148

PHYSICAL SECURITY
FORCE PROTECT
10901 FRONT BEACH RD, UNIT 1415
PANAMA CITY BEACH, FL 32407
(502) 836-4232

ENGINEER: H2B #: 23-133

H2B, INC.
1225 NORTH LOOP WEST, # 800
HOUSTON, TEXAS 77008
(713) 864-2900

TEXAS FIRM REGISTRATION #: 8856

STAMP:
REGISTERED COMMUNICATIONS DISTRIBUTION DESIGNER
BICSI
KRISTOPHER G HETLAGE
BICSI ID # 328601
EXPIRES 12-31-27
RCDD
7/18/25

Drawing Title
TELECOMMUNICATIONS PLANS - BUILDING 100 - LEVEL 4 - AREA D

VA Health Care System Approval:

Project Title
REPLACE/UPGRADE CAMPUS OVERHEAD PAGING SYSTEM

Location MICHAEL E. DEBAKEY VAMC
2002 HOLCOMBE BLVD
HOUSTON, TX 77030

Date	Checked	Drawn
07/21/2025	KGH	MDT

Project Number
580-25-101

Building Number
100

Drawing Number
TN253
Drawing # 181 OF 231

Veterans Health Administration

U.S. Department of Veterans Affairs

7/18/2025 17:22:57

VA FORM 08-6231

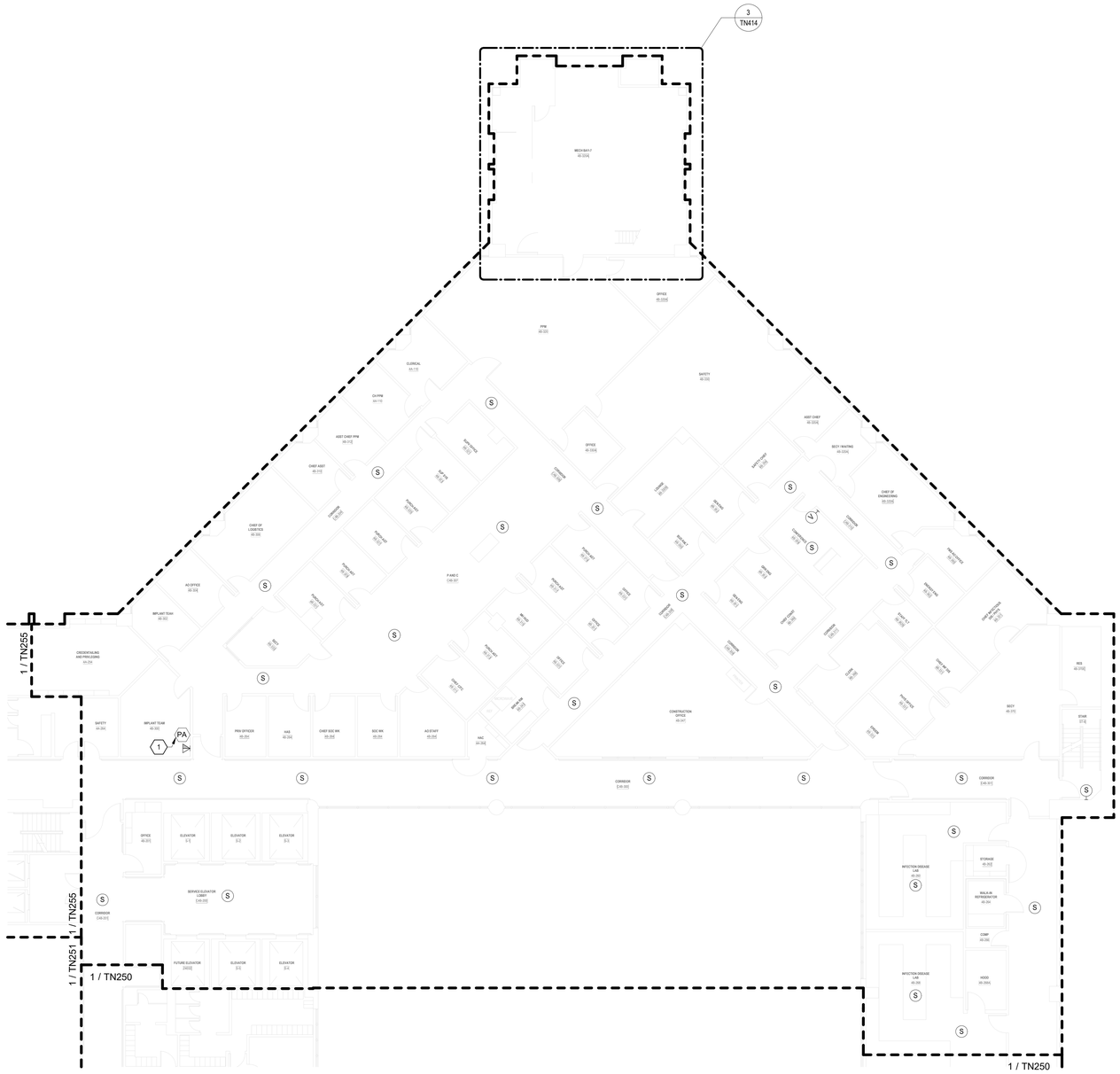

TELECOMMUNICATIONS GENERAL NOTES

A. DRAWING IS DIAGRAMMATIC IN NATURE AND IS NOT TO BE CONSTRUED AS ALL INCLUSIVE; FIELD VERIFY EXISTING CONDITIONS AND ADJUST WORK AS REQUIRED TO EXECUTE SPECIFIED WORK.

B. EXISTING CONDITIONS INDICATED ARE BASED ON GENERAL FIELD NOTES AND HISTORICAL DATA AND DOCUMENTATION AND ARE FOR REFERENCE PURPOSES ONLY TO DEFINE SCOPE OF WORK; FIELD VERIFY ALL CONDITIONS.

C. THIS SITE IS AN ACTIVE WORKING ENVIRONMENT; SYSTEMS SHALL NOT BE SHUTDOWN WITHOUT WRITTEN AUTHORIZATION; ALL REQUESTS SHALL BE SUBMITTED IN WRITING A MINIMUM OF TEN (10) WORKING-DAYS PRIOR TO PROPOSED ACTIVITY DATE OR NEED UNLESS DIRECTED OTHERWISE.

D. SEE T-001 TELECOMMUNICATIONS COVER SHEET FOR SYMBOLS DEFINITION:
1. SYMBOLS GRAYED/ HALFTONE: INDICATED FOR REFERENCE AND/OR INDICATING EXISTING UNLESS SPECIFICALLY NOTED OTHERWISE.
2. SYMBOLS DASHED OR SPECIFICALLY KEYED NOTED: INDICATES DEMOLITION WORK.

E. OWNER SHALL HAVE FIRST SALVAGE RIGHTS FOR ANY DEMOLISHED DEVICES OR MATERIAL.

F. REFER TO TN501 FOR SPEAKER MOUNTING DETAILS.

G. CONTRACTOR TO UTILIZE EXISTING SPEAKER PLACEMENTS FOR INSTALLATION OF NEW SPEAKERS WHEREVER POSSIBLE. TEMPORARILY SUPPORT EXISTING SPEAKERS DURING CONSTRUCTION UNTIL NEW SYSTEM HAS BEEN INSTALLED, TESTED, AND ACCEPTED.

TELECOMMUNICATIONS KEYNOTES

#	
1	INTERACTIVE DESKTOP PA USER INTERFACE CONSOLE; PROVIDE CAT6A WORKSTATION OUTLET AND CABLING BACK TO SERVING ZONE NETWORK CABINET; COORDINATE FINAL LOCATION WITH VAMC.

PARTITION LEGEND

- EXISTING PARTITION
- EXISTING SMOKE PARTITION/ BARRIER TO BE MAINTAINED
- EXISTING 1 HOUR FIRE RATED PARTITION TO BE MAINTAINED
- EXISTING 2 HOUR FIRE RATED PARTITION TO BE MAINTAINED

NOTE: NOT ALL SYMBOLS MAY BE USED

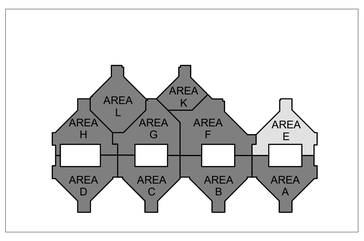

N

1 BLDG 100 - TELECOMMUNICATIONS PLAN - LEVEL 4 - AREA E
3/32" = 1'-0"

FULLY SPRINKLERED

100% BID DOCUMENTS

No.	REVISION DESCRIPTION	DATE

CONSULTANTS:

ARCHITECT
SPUR DESIGN
312 SW 25TH STREET
OKLAHOMA CITY, OK 73109
(405) 842-6100

MECH / ELEC / PLUMB / TELECOM
SPUR DESIGN
2519 MADISON AVE., STE 100
KANSAS CITY, MO 64108
(913) 369-7200

FIRE PROTECTION ENGINEER
RATED ENGINEERING
609 S. KELLY AVENUE, STE H2
EDMOND, OK 73003
(405) 210-5814

INDUSTRIAL HYGENIST
RIVERFRONT SAFETY & HEALTH
11140 S TOWNE SQUARE, STE 100
ST. LOUIS, MO 63123
(314) 917-0148

PHYSICAL SECURITY
FORCE PROTECT
10901 FRONT BEACH RD, UNIT 1415
PANAMA CITY BEACH, FL 32407
(502) 836-4232

ENGINEER: H2B #: 23-133

H2B, INC.
1225 NORTH LOOP WEST, # 800
HOUSTON, TEXAS 77008
(713) 864-2900

TEXAS FIRM REGISTRATION #: 8856

STAMP:
REGISTERED COMMUNICATIONS DISTRIBUTION DESIGNER
BICSI
KRISTOPHER G HETLAGE
BICSI ID # 328601
EXPIRES 12-31-27
RCDD
7/18/25

Drawing Title
TELECOMMUNICATIONS PLANS - BUILDING 100 - LEVEL 4 - AREA E

VA Health Care System Approval:

Project Title
REPLACE/UPGRADE CAMPUS OVERHEAD PAGING SYSTEM

Location MICHAEL E. DEBAKEY VAMC
2002 HOLCOMBE BLVD
HOUSTON, TX 77030

Date	Checked	Drawn
07/21/2025	KGH	MDT

Project Number
580-25-101

Building Number

Drawing Number
TN254
Drawing # 182 OF 231

Veterans Health Administration

VA | U.S. Department of Veterans Affairs

7/18/2025 17:23:01

VA FORM 08-6231

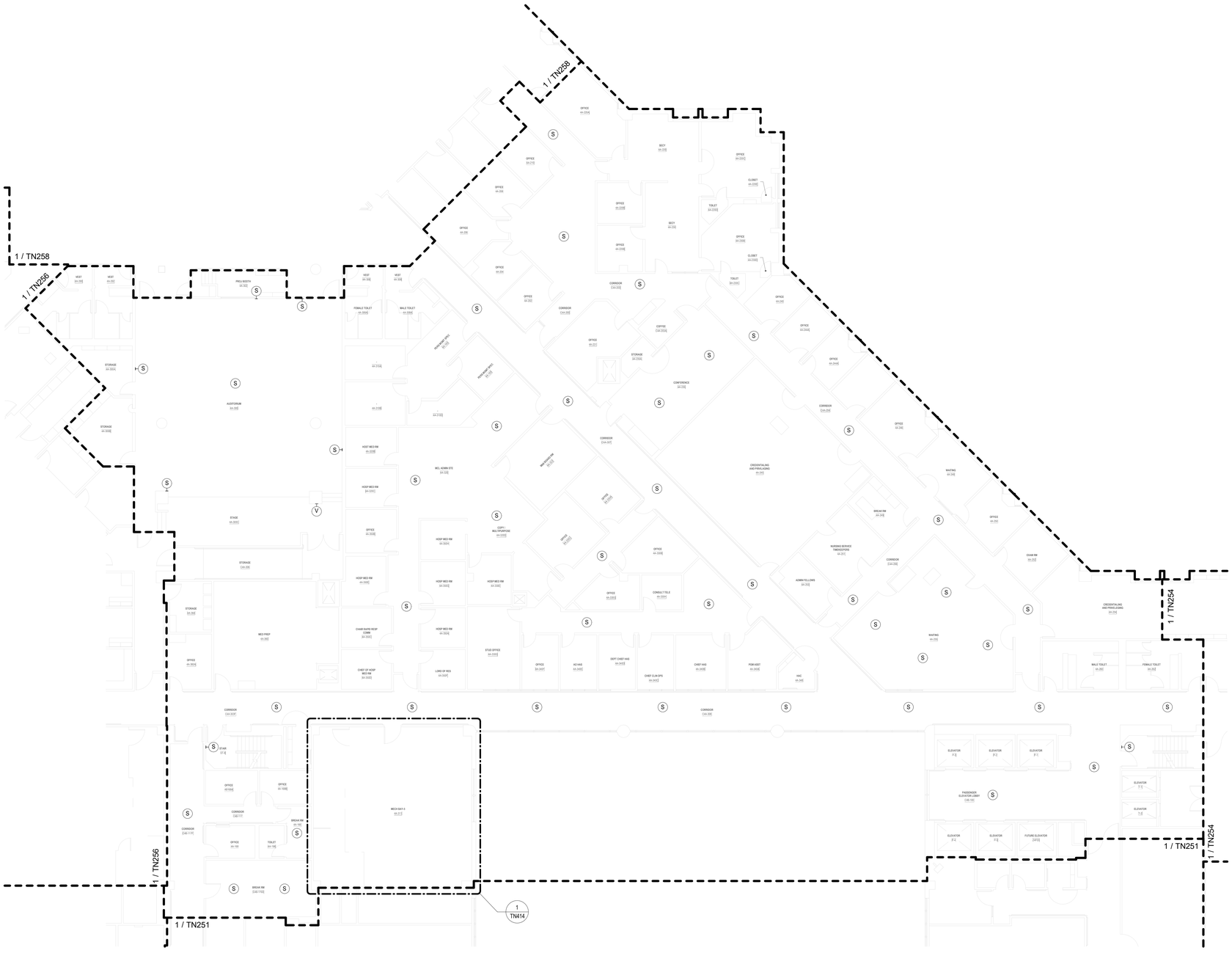

TELECOMMUNICATIONS GENERAL NOTES

A. DRAWING IS DIAGRAMMATIC IN NATURE AND IS NOT TO BE CONSTRUED AS ALL INCLUSIVE; FIELD VERIFY EXISTING CONDITIONS AND ADJUST WORK AS REQUIRED TO EXECUTE SPECIFIED WORK.

B. EXISTING CONDITIONS INDICATED ARE BASED ON GENERAL FIELD NOTES AND HISTORICAL DATA AND DOCUMENTATION AND ARE FOR REFERENCE PURPOSES ONLY TO DEFINE SCOPE OF WORK; FIELD VERIFY ALL CONDITIONS.

C. THIS SITE IS AN ACTIVE WORKING ENVIRONMENT; SYSTEMS SHALL NOT BE SHUTDOWN WITHOUT WRITTEN AUTHORIZATION; ALL REQUESTS SHALL BE SUBMITTED IN WRITING A MINIMUM OF TEN (10) WORKING-DAYS PRIOR TO PROPOSED ACTIVITY DATE OR NEED UNLESS DIRECTED OTHERWISE.

D. SEE T-001 TELECOMMUNICATIONS COVER SHEET FOR SYMBOLS DEFINITION:
1. SYMBOLS GRAYED/ HALFTONE: INDICATED FOR REFERENCE AND/OR INDICATING EXISTING UNLESS SPECIFICALLY NOTED OTHERWISE.
2. SYMBOLS DASHED OR SPECIFICALLY KEYED NOTED: INDICATES DEMOLITION WORK.

E. OWNER SHALL HAVE FIRST SALVAGE RIGHTS FOR ANY DEMOLISHED DEVICES OR MATERIAL.

F. REFER TO TN501 FOR SPEAKER MOUNTING DETAILS.

G. CONTRACTOR TO UTILIZE EXISTING SPEAKER PLACEMENTS FOR INSTALLATION OF NEW SPEAKERS WHEREVER POSSIBLE. TEMPORARILY SUPPORT EXISTING SPEAKERS DURING CONSTRUCTION UNTIL NEW SYSTEM HAS BEEN INSTALLED, TESTED, AND ACCEPTED.

PARTITION LEGEND

- EXISTING PARTITION
- EXISTING SMOKE PARTITION/ BARRIER TO BE MAINTAINED
- EXISTING 1 HOUR FIRE RATED PARTITION TO BE MAINTAINED
- EXISTING 2 HOUR FIRE RATED PARTITION TO BE MAINTAINED

NOTE: NOT ALL SYMBOLS MAY BE USED

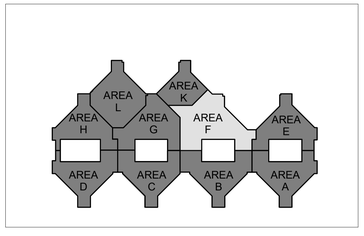

N

1 BLDG 100 - TELECOMMUNICATIONS PLAN - LEVEL 4 - AREA F
3/32" = 1'-0"

FULLY SPRINKLERED

100% BID DOCUMENTS

No.	REVISION DESCRIPTION	DATE

CONSULTANTS:

ARCHITECT
SPUR DESIGN
312 SW 25TH STREET
OKLAHOMA CITY, OK 73109
(405) 842-6100

MECH / ELEC / PLUMB / TELECOM
SPUR DESIGN
2519 MADISON AVE., STE 100
KANSAS CITY, MO 64108
(913) 369-7200

FIRE PROTECTION ENGINEER
RATED ENGINEERING
609 S. KELLY AVENUE, STE H2
EDMOND, OK 73003
(405) 210-5814

INDUSTRIAL HYGENIST
RIVERFRONT SAFETY & HEALTH
11140 S TOWNE SQUARE, STE 100
ST. LOUIS, MO 63123
(314) 917-0148

PHYSICAL SECURITY
FORCE PROTECT
10901 FRONT BEACH RD, UNIT 1415
PANAMA CITY BEACH, FL 32407
(502) 836-4232

ENGINEER: H2B #: 23-133

H2B, INC.
1225 NORTH LOOP WEST, # 800
HOUSTON, TEXAS 77008
(713) 864-2900

TEXAS FIRM REGISTRATION #: 8856

STAMP:
REGISTERED COMMUNICATIONS DISTRIBUTION DESIGNER
BICSI
KRISTOPHER Q HETLAGE
BICSI ID # 328601
EXPIRES 12-31-27
RCDD
7/14/25

Drawing Title
TELECOMMUNICATIONS PLANS - BUILDING 100 - LEVEL 4 - AREA F

VA Health Care System Approval:

Project Title
REPLACE/UPGRADE CAMPUS OVERHEAD PAGING SYSTEM

Location MICHAEL E. DEBAKEY VAMC
2002 HOLCOMBE BLVD
HOUSTON, TX 77030

Date	Checked	Drawn
07/21/2025	KGH	MDT

Project Number
580-25-101

Building Number

Drawing Number
TN255
Drawing # 183 OF 231

Veterans Health Administration

VA U.S. Department of Veterans Affairs

7/18/2025 17:23:04

VA FORM 08-6231

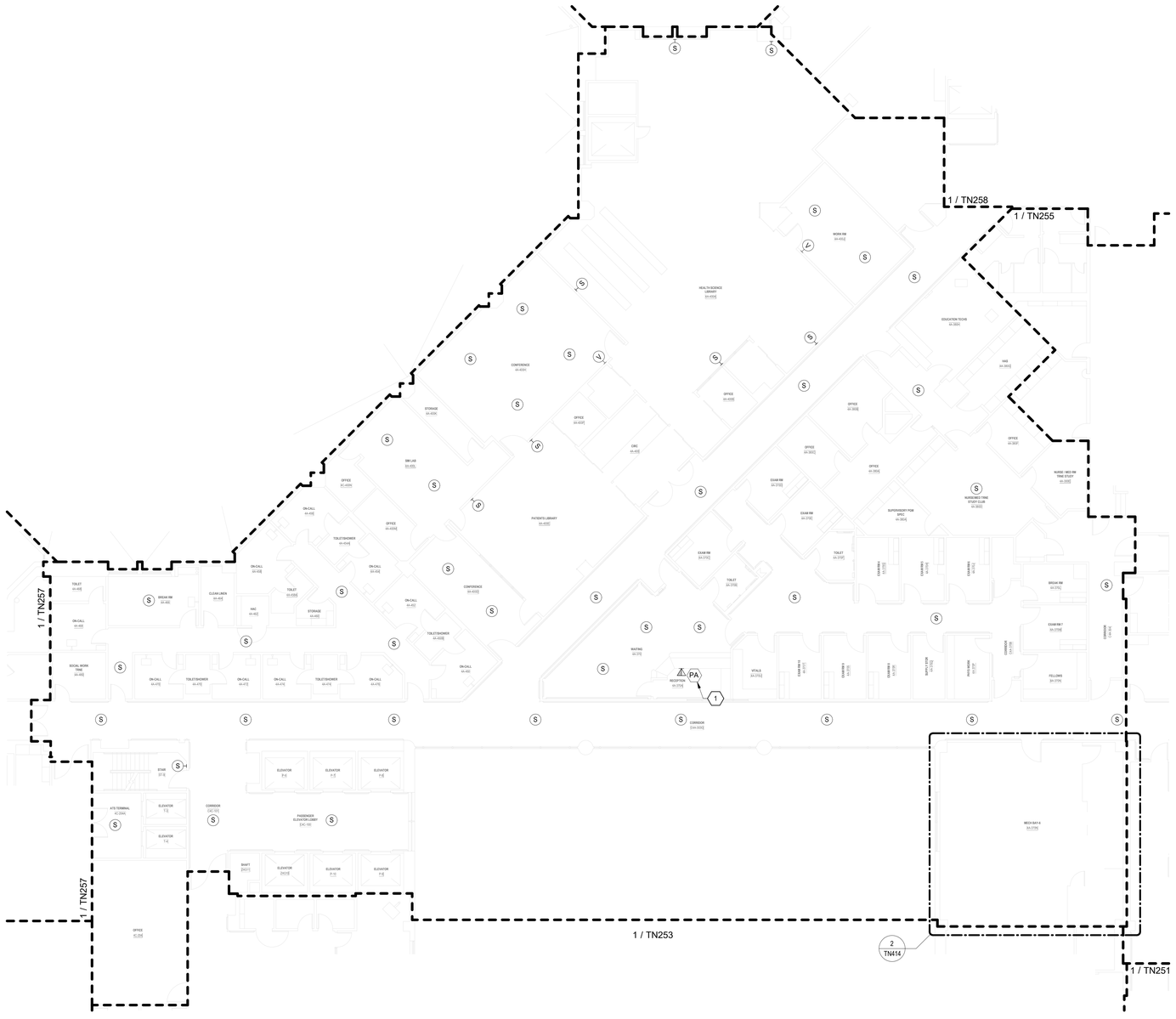

TELECOMMUNICATIONS GENERAL NOTES

A. DRAWING IS DIAGRAMMATIC IN NATURE AND IS NOT TO BE CONSTRUED AS ALL INCLUSIVE; FIELD VERIFY EXISTING CONDITIONS AND ADJUST WORK AS REQUIRED TO EXECUTE SPECIFIED WORK.

B. EXISTING CONDITIONS INDICATED ARE BASED ON GENERAL FIELD NOTES AND HISTORICAL DATA AND DOCUMENTATION AND ARE FOR REFERENCE PURPOSES ONLY TO DEFINE SCOPE OF WORK; FIELD VERIFY ALL CONDITIONS.

C. THIS SITE IS AN ACTIVE WORKING ENVIRONMENT; SYSTEMS SHALL NOT BE SHUTDOWN WITHOUT WRITTEN AUTHORIZATION; ALL REQUESTS SHALL BE SUBMITTED IN WRITING A MINIMUM OF TEN (10) WORKING-DAYS PRIOR TO PROPOSED ACTIVITY DATE OR NEED UNLESS DIRECTED OTHERWISE.

D. SEE T-001 TELECOMMUNICATIONS COVER SHEET FOR SYMBOLS DEFINITION:
1. SYMBOLS GRAYED/ HALFTONE: INDICATED FOR REFERENCE AND/OR INDICATING EXISTING UNLESS SPECIFICALLY NOTED OTHERWISE.
2. SYMBOLS DASHED OR SPECIFICALLY KEYED NOTED: INDICATES DEMOLITION WORK.

E. OWNER SHALL HAVE FIRST SALVAGE RIGHTS FOR ANY DEMOLISHED DEVICES OR MATERIAL.

F. REFER TO TN501 FOR SPEAKER MOUNTING DETAILS.

G. CONTRACTOR TO UTILIZE EXISTING SPEAKER PLACEMENTS FOR INSTALLATION OF NEW SPEAKERS WHEREVER POSSIBLE. TEMPORARILY SUPPORT EXISTING SPEAKERS DURING CONSTRUCTION UNTIL NEW SYSTEM HAS BEEN INSTALLED, TESTED, AND ACCEPTED.

TELECOMMUNICATIONS KEYNOTES

#	
1	INTERACTIVE DESKTOP PA USER INTERFACE CONSOLE; PROVIDE CAT6A WORKSTATION OUTLET AND CABLING BACK TO SERVING ZONE NETWORK CABINET; COORDINATE FINAL LOCATION WITH VAMC.

PARTITION LEGEND

- EXISTING PARTITION
- EXISTING SMOKE PARTITION/ BARRIER TO BE MAINTAINED
- EXISTING 1 HOUR FIRE RATED PARTITION TO BE MAINTAINED
- EXISTING 2 HOUR FIRE RATED PARTITION TO BE MAINTAINED

NOTE: NOT ALL SYMBOLS MAY BE USED

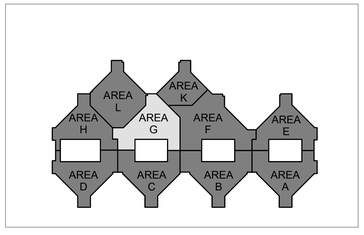

N

1 BLDG 100 - TELECOMMUNICATIONS PLAN - LEVEL 4 - AREA G
3/32" = 1'-0"

FULLY SPRINKLERED

100% BID DOCUMENTS

No.	REVISION DESCRIPTION	DATE

CONSULTANTS:

ARCHITECT
SPUR DESIGN
312 SW 25TH STREET
OKLAHOMA CITY, OK 73109
(405) 842-6100

MECH / ELEC / PLUMB / TELECOM
SPUR DESIGN
2519 MADISON AVE., STE 100
KANSAS CITY, MO 64108
(913) 369-7200

FIRE PROTECTION ENGINEER
RATED ENGINEERING
609 S. KELLY AVENUE, STE H2
EDMOND, OK 73003
(405) 210-5814

INDUSTRIAL HYGENIST
RIVERFRONT SAFETY & HEALTH
11140 S TOWNE SQUARE, STE 100
ST. LOUIS, MO 63123
(314) 917-0148

PHYSICAL SECURITY
FORCE PROTECT
10901 FRONT BEACH RD, UNIT 1415
PANAMA CITY BEACH, FL 32407
(502) 836-4232

ENGINEER: H2B #: 23-133

H2B, INC.
1225 NORTH LOOP WEST, # 800
HOUSTON, TEXAS 77008
(713) 864-2900

TEXAS FIRM REGISTRATION #: 8856

STAMP:
REGISTERED COMMUNICATIONS DISTRIBUTION DESIGNER
Bicsi
KRISTOPHER G HETLAGE
BICSI ID # 328601
EXPIRES 12-31-27
RCDD
7/18/25

Drawing Title
TELECOMMUNICATIONS PLANS - BUILDING 100 - LEVEL 4 - AREA G

VA Health Care System Approval:

Project Title
REPLACE/UPGRADE CAMPUS OVERHEAD PAGING SYSTEM

Location MICHAEL E. DEBAKEY VAMC
2002 HOLCOMBE BLVD
HOUSTON, TX 77030

Date **07/21/2025** | Checked KGH | Drawn MDT

Project Number **580-25-101**

Building Number

Drawing Number
TN256
Drawing # 184 OF 231

Veterans Health Administration

VA U.S. Department of Veterans Affairs

7/18/2025 17:23:09

VA FORM 08-6231

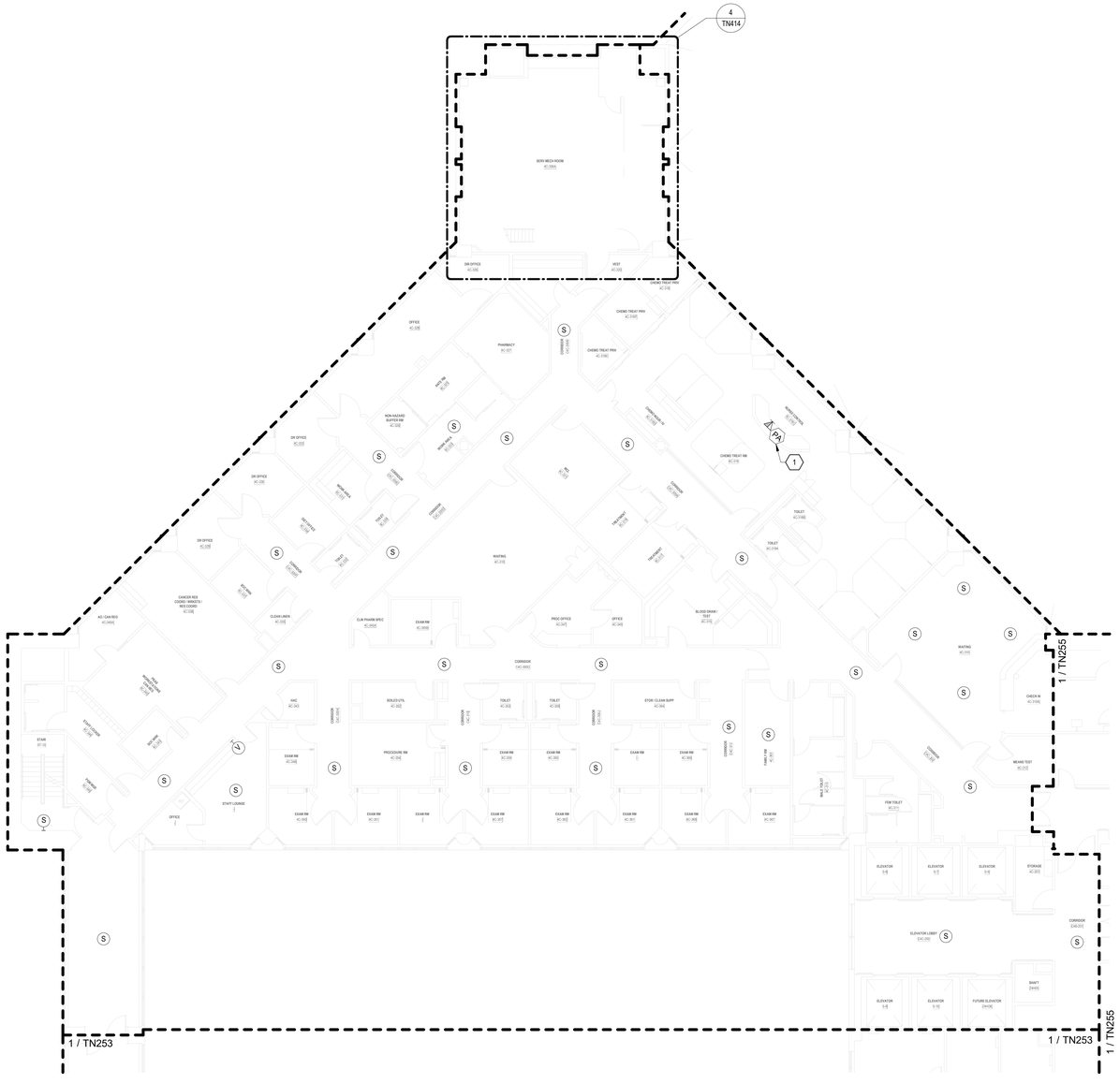

TELECOMMUNICATIONS GENERAL NOTES

A. DRAWING IS DIAGRAMMATIC IN NATURE AND IS NOT TO BE CONSTRUED AS ALL INCLUSIVE; FIELD VERIFY EXISTING CONDITIONS AND ADJUST WORK AS REQUIRED TO EXECUTE SPECIFIED WORK.

B. EXISTING CONDITIONS INDICATED ARE BASED ON GENERAL FIELD NOTES AND HISTORICAL DATA AND DOCUMENTATION AND ARE FOR REFERENCE PURPOSES ONLY TO DEFINE SCOPE OF WORK; FIELD VERIFY ALL CONDITIONS.

C. THIS SITE IS AN ACTIVE WORKING ENVIRONMENT; SYSTEMS SHALL NOT BE SHUTDOWN WITHOUT WRITTEN AUTHORIZATION; ALL REQUESTS SHALL BE SUBMITTED IN WRITING A MINIMUM OF TEN (10) WORKING-DAYS PRIOR TO PROPOSED ACTIVITY DATE OR NEED UNLESS DIRECTED OTHERWISE.

D. SEE T-001 TELECOMMUNICATIONS COVER SHEET FOR SYMBOLS DEFINITION:
1. SYMBOLS GRAYED/ HALFTONE: INDICATED FOR REFERENCE AND/OR INDICATING EXISTING UNLESS SPECIFICALLY NOTED OTHERWISE.
2. SYMBOLS DASHED OR SPECIFICALLY KEYED NOTED: INDICATES DEMOLITION WORK.

E. OWNER SHALL HAVE FIRST SALVAGE RIGHTS FOR ANY DEMOLISHED DEVICES OR MATERIAL.

F. REFER TO TN501 FOR SPEAKER MOUNTING DETAILS.

G. CONTRACTOR TO UTILIZE EXISTING SPEAKER PLACEMENTS FOR INSTALLATION OF NEW SPEAKERS WHEREVER POSSIBLE. TEMPORARILY SUPPORT EXISTING SPEAKERS DURING CONSTRUCTION UNTIL NEW SYSTEM HAS BEEN INSTALLED, TESTED, AND ACCEPTED.

TELECOMMUNICATIONS KEYNOTES

(P)	
1	INTERACTIVE DESKTOP PA USER INTERFACE CONSOLE; PROVIDE CAT6A WORKSTATION OUTLET AND CABLING BACK TO SERVING ZONE NETWORK CABINET; COORDINATE FINAL LOCATION WITH VAMC.

PARTITION LEGEND

- EXISTING PARTITION
- EXISTING SMOKE PARTITION/ BARRIER TO BE MAINTAINED
- EXISTING 1 HOUR FIRE RATED PARTITION TO BE MAINTAINED
- EXISTING 2 HOUR FIRE RATED PARTITION TO BE MAINTAINED

NOTE: NOT ALL SYMBOLS MAY BE USED

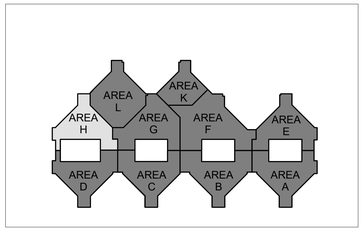

N

1 BLDG 100 - TELECOMMUNICATIONS PLAN - LEVEL 4 - AREA H
3/32" = 1'-0"

FULLY SPRINKLERED

100% BID DOCUMENTS

No.	REVISION DESCRIPTION	DATE

CONSULTANTS:

ARCHITECT
SPUR DESIGN
312 SW 25TH STREET
OKLAHOMA CITY, OK 73109
(405) 842-6100

MECH / ELEC / PLUMB / TELECOM
SPUR DESIGN
2519 MADISON AVE., STE 100
KANSAS CITY, MO 64108
(913) 369-7200

FIRE PROTECTION ENGINEER
RATED ENGINEERING
609 S. KELLY AVENUE, STE H2
EDMOND, OK 73003
(405) 210-5814

INDUSTRIAL HYGENIST
RIVERFRONT SAFETY & HEALTH
11140 S TOWNE SQUARE, STE 100
ST. LOUIS, MO 63123
(314) 917-0148

PHYSICAL SECURITY
FORCE PROTECT
10901 FRONT BEACH RD, UNIT 1415
PANAMA CITY BEACH, FL 32407
(502) 836-4232

ENGINEER: H2B #: 23-133

H2B, INC.
1225 NORTH LOOP WEST, # 800
HOUSTON, TEXAS 77008
(713) 864-2900

TEXAS FIRM REGISTRATION #: 8856

STAMP:
REGISTERED COMMUNICATIONS DISTRIBUTION DESIGNER
Bicsi
KRISTOPHER G HETLAGE
BICSI ID # 329601
EXPIRES 12-31-27
RCDD
7/18/25

Drawing Title
TELECOMMUNICATIONS PLANS - BUILDING 100 - LEVEL 4 - AREA H

VA Health Care System Approval:

Project Title
REPLACE/UPGRADE CAMPUS OVERHEAD PAGING SYSTEM

Location MICHAEL E. DEBAKEY VAMC
2002 HOLCOMBE BLVD
HOUSTON, TX 77030

Date	Checked	Drawn
07/21/2025	KGH	MDT

Project Number
580-25-101

Building Number

Drawing Number
TN257
Drawing # 185 OF 231

Veterans Health Administration

U.S. Department of Veterans Affairs

7/18/2025 17:23:13

VA FORM 08-6231

TELECOMMUNICATIONS GENERAL NOTES

A. DRAWING IS DIAGRAMMATIC IN NATURE AND IS NOT TO BE CONSTRUED AS ALL INCLUSIVE; FIELD VERIFY EXISTING CONDITIONS AND ADJUST WORK AS REQUIRED TO EXECUTE SPECIFIED WORK.

B. EXISTING CONDITIONS INDICATED ARE BASED ON GENERAL FIELD NOTES AND HISTORICAL DATA AND DOCUMENTATION AND ARE FOR REFERENCE PURPOSES ONLY TO DEFINE SCOPE OF WORK; FIELD VERIFY ALL CONDITIONS.

C. THIS SITE IS AN ACTIVE WORKING ENVIRONMENT; SYSTEMS SHALL NOT BE SHUTDOWN WITHOUT WRITTEN AUTHORIZATION; ALL REQUESTS SHALL BE SUBMITTED IN WRITING A MINIMUM OF TEN (10) WORKING-DAYS PRIOR TO PROPOSED ACTIVITY DATE OR NEED UNLESS DIRECTED OTHERWISE.

D. SEE T-001 TELECOMMUNICATIONS COVER SHEET FOR SYMBOLS DEFINITION:
1. SYMBOLS GRAYED/ HALFTONE: INDICATED FOR REFERENCE AND/OR INDICATING EXISTING UNLESS SPECIFICALLY NOTED OTHERWISE.
2. SYMBOLS DASHED OR SPECIFICALLY KEYED NOTED: INDICATES DEMOLITION WORK.

E. OWNER SHALL HAVE FIRST SALVAGE RIGHTS FOR ANY DEMOLISHED DEVICES OR MATERIAL.

F. REFER TO TN501 FOR SPEAKER MOUNTING DETAILS.

G. CONTRACTOR TO UTILIZE EXISTING SPEAKER PLACEMENTS FOR INSTALLATION OF NEW SPEAKERS WHEREVER POSSIBLE. TEMPORARILY SUPPORT EXISTING SPEAKERS DURING CONSTRUCTION UNTIL NEW SYSTEM HAS BEEN INSTALLED, TESTED, AND ACCEPTED.

TELECOMMUNICATIONS KEYNOTES

#	
1	INTERACTIVE DESKTOP PA USER INTERFACE CONSOLE; PROVIDE CAT6A WORKSTATION OUTLET AND CABLING BACK TO SERVING ZONE NETWORK CABINET; COORDINATE FINAL LOCATION WITH VAMC.

PARTITION LEGEND

- EXISTING PARTITION
- EXISTING SMOKE PARTITION/ BARRIER TO BE MAINTAINED
- EXISTING 1 HOUR FIRE RATED PARTITION TO BE MAINTAINED
- EXISTING 2 HOUR FIRE RATED PARTITION TO BE MAINTAINED

NOTE: NOT ALL SYMBOLS MAY BE USED

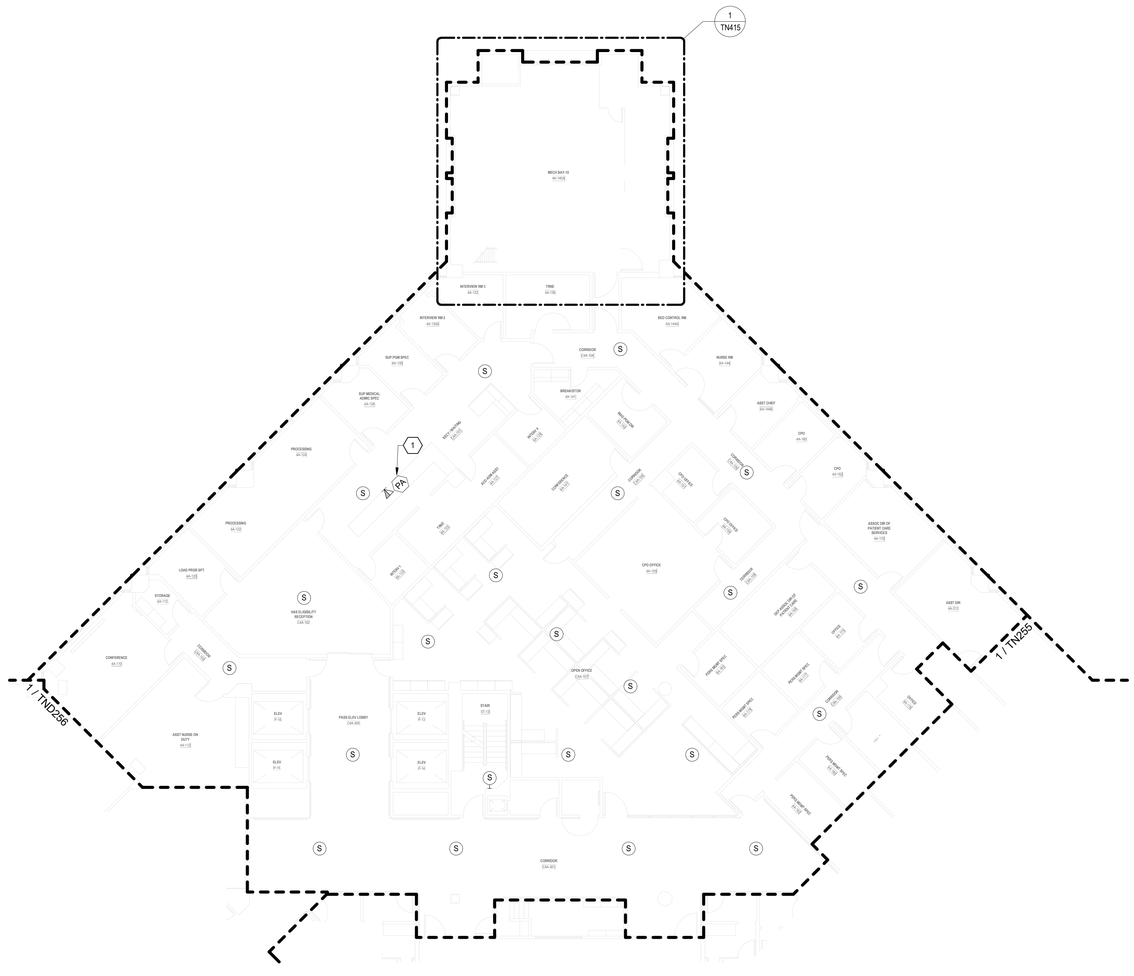

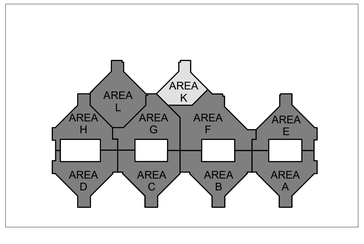

N

1 BLDG 100 - TELECOMMUNICATIONS PLAN - LEVEL 4 - AREA K
3/32" = 1'-0"

FULLY SPRINKLERED

100% BID DOCUMENTS

No.	REVISION DESCRIPTION	DATE

7/18/2025 17:23:17

CONSULTANTS:

ARCHITECT
SPUR DESIGN
312 SW 25TH STREET
OKLAHOMA CITY, OK 73109
(405) 842-6100

MECH / ELEC / PLUMB / TELECOM
SPUR DESIGN
2519 MADISON AVE., STE 100
KANSAS CITY, MO 64108
(913) 369-7200

FIRE PROTECTION ENGINEER
RATED ENGINEERING
609 S. KELLY AVENUE, STE H2
EDMOND, OK 73003
(405) 210-5814

INDUSTRIAL HYGENIST
RIVERFRONT SAFETY & HEALTH
11140 S TOWNE SQUARE, STE 100
ST. LOUIS, MO 63123
(314) 917-0148

PHYSICAL SECURITY
FORCE PROTECT
10901 FRONT BEACH RD, UNIT 1415
PANAMA CITY BEACH, FL 32407
(502) 836-4232

ENGINEER: H2B #: 23-133

H2B

H2B, INC.
1225 NORTH LOOP WEST, # 800
HOUSTON, TEXAS 77008
(713) 864-2900

TEXAS FIRM REGISTRATION #: 8856

STAMP:
REGISTERED COMMUNICATIONS DISTRIBUTION DESIGNER
BICSI
KRISTOPHER G HETLAGE
BICSI ID # 328601
EXPIRES 12-31-27
RCDD
7/16/25

Drawing Title
TELECOMMUNICATIONS PLANS - BUILDING 100 - LEVEL 4 - AREA K

VA Health Care System Approval:

Project Title
REPLACE/UPGRADE CAMPUS OVERHEAD PAGING SYSTEM

Location MICHAEL E. DEBAKEY VAMC
2002 HOLCOMBE BLVD
HOUSTON, TX 77030

Date	Checked	Drawn
07/21/2025	KGH	MDT

Project Number **580-25-101**

Building Number

Drawing Number
TN258
Drawing # 187 OF 231

Veterans Health Administration

VA U.S. Department of Veterans Affairs

VA FORM 08-6231

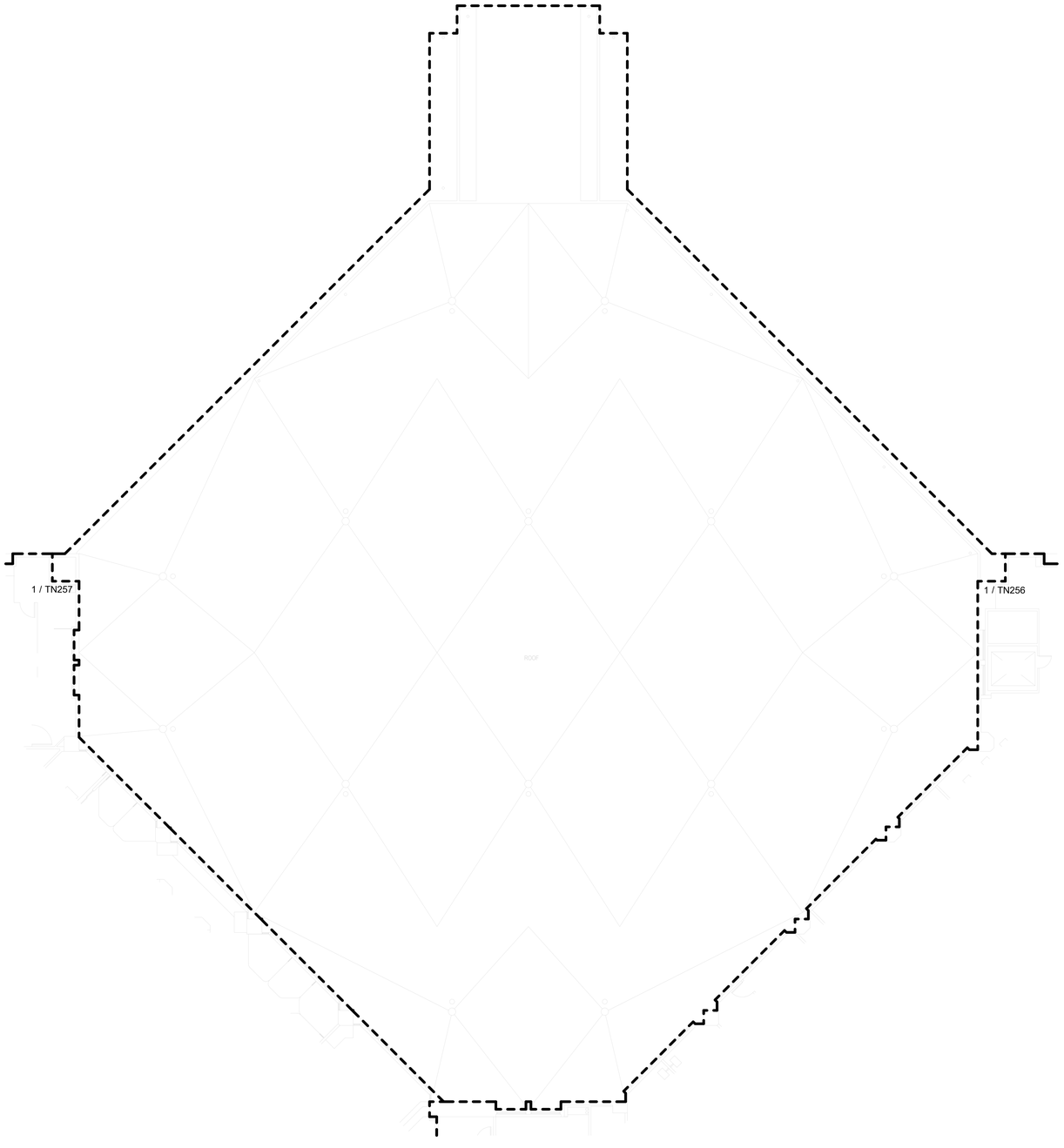

1 BLDG 100 - TELECOMMUNICATIONS PLAN - LEVEL 4 - AREA L
3/32" = 1'-0"

TELECOMMUNICATIONS GENERAL NOTES

A. DRAWING IS DIAGRAMMATIC IN NATURE AND IS NOT TO BE CONSTRUED AS ALL INCLUSIVE; FIELD VERIFY EXISTING CONDITIONS AND ADJUST WORK AS REQUIRED TO EXECUTE SPECIFIED WORK.

B. EXISTING CONDITIONS INDICATED ARE BASED ON GENERAL FIELD NOTES AND HISTORICAL DATA AND DOCUMENTATION AND ARE FOR REFERENCE PURPOSES ONLY TO DEFINE SCOPE OF WORK; FIELD VERIFY ALL CONDITIONS.

C. THIS SITE IS AN ACTIVE WORKING ENVIRONMENT; SYSTEMS SHALL NOT BE SHUTDOWN WITHOUT WRITTEN AUTHORIZATION; ALL REQUESTS SHALL BE SUBMITTED IN WRITING A MINIMUM OF TEN (10) WORKING-DAYS PRIOR TO PROPOSED ACTIVITY DATE OR NEED UNLESS DIRECTED OTHERWISE.

D. SEE T-001 TELECOMMUNICATIONS COVER SHEET FOR SYMBOLS DEFINITION:
1. SYMBOLS GRAYED/ HALFTONE: INDICATED FOR REFERENCE AND/OR INDICATING EXISTING UNLESS SPECIFICALLY NOTED OTHERWISE.
2. SYMBOLS DASHED OR SPECIFICALLY KEYED NOTED: INDICATES DEMOLITION WORK.

E. OWNER SHALL HAVE FIRST SALVAGE RIGHTS FOR ANY DEMOLISHED DEVICES OR MATERIAL.

F. REFER TO TN501 FOR SPEAKER MOUNTING DETAILS.

G. CONTRACTOR TO UTILIZE EXISTING SPEAKER PLACEMENTS FOR INSTALLATION OF NEW SPEAKERS WHEREVER POSSIBLE. TEMPORARILY SUPPORT EXISTING SPEAKERS DURING CONSTRUCTION UNTIL NEW SYSTEM HAS BEEN INSTALLED, TESTED, AND ACCEPTED.

PARTITION LEGEND

- EXISTING PARTITION
- EXISTING SMOKE PARTITION/ BARRIER TO BE MAINTAINED
- EXISTING 1 HOUR FIRE RATED PARTITION TO BE MAINTAINED
- EXISTING 2 HOUR FIRE RATED PARTITION TO BE MAINTAINED

NOTE: NOT ALL SYMBOLS MAY BE USED

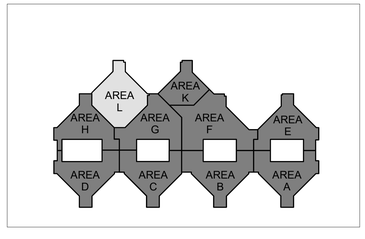

FULLY SPRINKLERED

100% BID DOCUMENTS

No.	REVISION DESCRIPTION	DATE

CONSULTANTS:

ARCHITECT
SPUR DESIGN
312 SW 25TH STREET
OKLAHOMA CITY, OK 73109
(405) 842-6100

MECH / ELEC / PLUMB / TELECOM
SPUR DESIGN
2519 MADISON AVE., STE 100
KANSAS CITY, MO 64108
(913) 369-7200

FIRE PROTECTION ENGINEER
RATED ENGINEERING
609 S. KELLY AVENUE, STE H2
EDMOND, OK 73003
(405) 210-5814

INDUSTRIAL HYGENIST
RIVERFRONT SAFETY & HEALTH
11140 S TOWNE SQUARE, STE 100
ST. LOUIS, MO 63123
(314) 917-0148

PHYSICAL SECURITY
FORCE PROTECT
10901 FRONT BEACH RD, UNIT 1415
PANAMA CITY BEACH, FL 32407
(502) 836-4232

ENGINEER: H2B #: 23-133

H2B, INC.
1225 NORTH LOOP WEST, # 800
HOUSTON, TEXAS 77008
(713) 864-2900

TEXAS FIRM REGISTRATION #: 8856

STAMP:
REGISTERED COMMUNICATIONS DISTRIBUTION DESIGNER
Bicsi
KRISTOPHER G HETLAGE
BICSI ID # 329601
EXPIRES 12-31-27
RCDD
7/16/25

Drawing Title
TELECOMMUNICATIONS PLANS - BUILDING 100 - LEVEL 4 - AREA L

VA Health Care System Approval:

Project Title
REPLACE/UPGRADE CAMPUS OVERHEAD PAGING SYSTEM

Location MICHAEL E. DEBAKEY VAMC
2002 HOLCOMBE BLVD
HOUSTON, TX 77030

Date	Checked	Drawn
07/21/2025	KGH	MDT

Project Number
580-25-101

Building Number

Drawing Number
TN259
Drawing # 186 OF 231

Veterans Health Administration

U.S. Department of Veterans Affairs

7/18/2025 17:23:19

VA FORM 08-6231

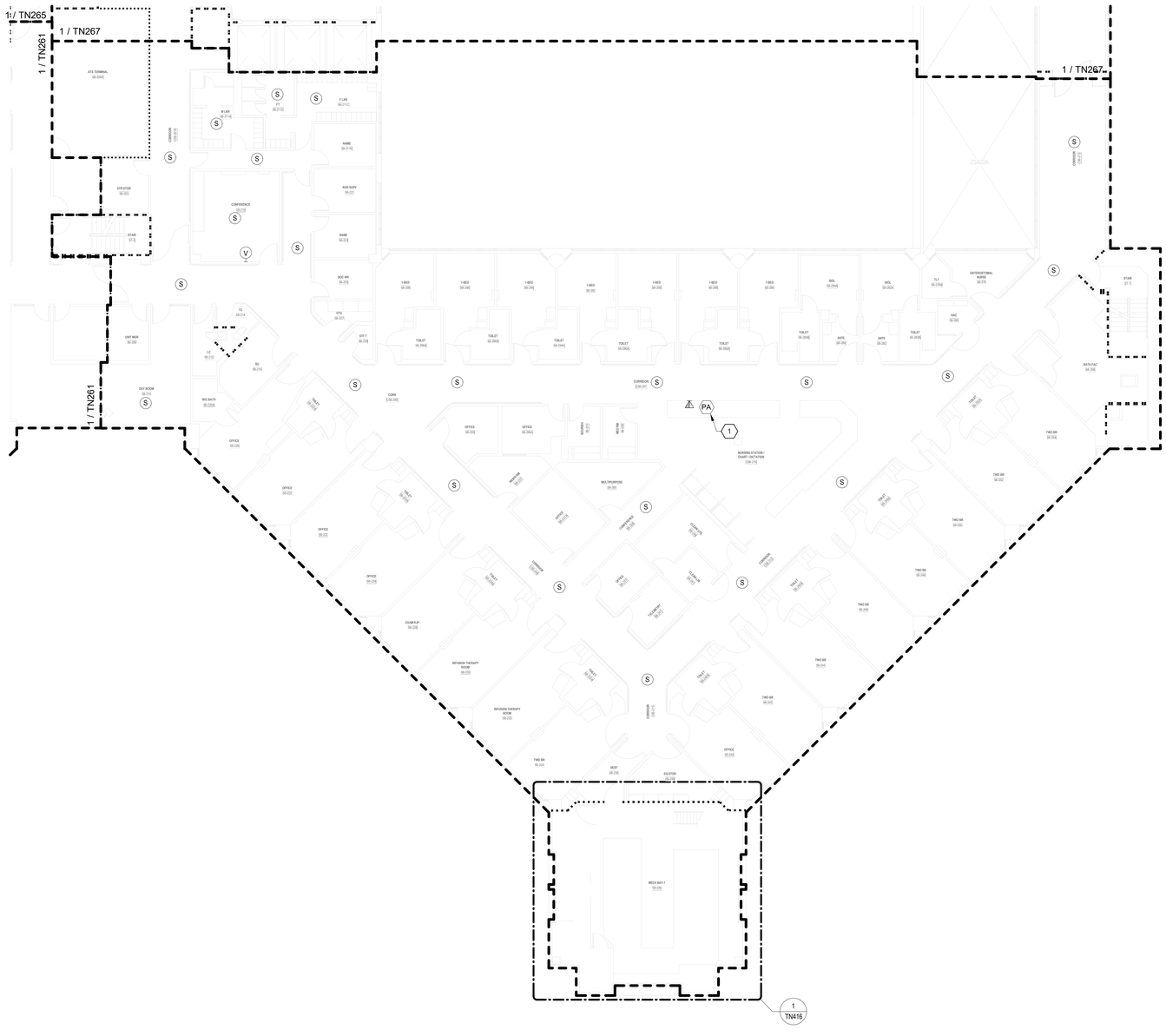

TELECOMMUNICATIONS GENERAL NOTES

A. DRAWING IS DIAGRAMMATIC IN NATURE AND IS NOT TO BE CONSTRUED AS ALL INCLUSIVE; FIELD VERIFY EXISTING CONDITIONS AND ADJUST WORK AS REQUIRED TO EXECUTE SPECIFIED WORK.

B. EXISTING CONDITIONS INDICATED ARE BASED ON GENERAL FIELD NOTES AND HISTORICAL DATA AND DOCUMENTATION AND ARE FOR REFERENCE PURPOSES ONLY TO DEFINE SCOPE OF WORK; FIELD VERIFY ALL CONDITIONS.

C. THIS SITE IS AN ACTIVE WORKING ENVIRONMENT; SYSTEMS SHALL NOT BE SHUTDOWN WITHOUT WRITTEN AUTHORIZATION; ALL REQUESTS SHALL BE SUBMITTED IN WRITING A MINIMUM OF TEN (10) WORKING-DAYS PRIOR TO PROPOSED ACTIVITY DATE OR NEED UNLESS DIRECTED OTHERWISE.

D. SEE T-001 TELECOMMUNICATIONS COVER SHEET FOR SYMBOLS DEFINITION:
1. SYMBOLS GRAYED/ HALFTONE: INDICATED FOR REFERENCE AND/OR INDICATING EXISTING UNLESS SPECIFICALLY NOTED OTHERWISE.
2. SYMBOLS DASHED OR SPECIFICALLY KEYED NOTED: INDICATES DEMOLITION WORK.

E. OWNER SHALL HAVE FIRST SALVAGE RIGHTS FOR ANY DEMOLISHED DEVICES OR MATERIAL.

F. REFER TO TN501 FOR SPEAKER MOUNTING DETAILS.

G. CONTRACTOR TO UTILIZE EXISTING SPEAKER PLACEMENTS FOR INSTALLATION OF NEW SPEAKERS WHEREVER POSSIBLE. TEMPORARILY SUPPORT EXISTING SPEAKERS DURING CONSTRUCTION UNTIL NEW SYSTEM HAS BEEN INSTALLED, TESTED, AND ACCEPTED.

TELECOMMUNICATIONS KEYNOTES

#	
1	INTERACTIVE DESKTOP PA USER INTERFACE CONSOLE; PROVIDE CAT6A WORKSTATION OUTLET AND CABLING BACK TO SERVING ZONE NETWORK CABINET; COORDINATE FINAL LOCATION WITH VAMC.

PARTITION LEGEND

- EXISTING PARTITION
- EXISTING SMOKE PARTITION/ BARRIER TO BE MAINTAINED
- EXISTING 1 HOUR FIRE RATED PARTITION TO BE MAINTAINED
- EXISTING 2 HOUR FIRE RATED PARTITION TO BE MAINTAINED

NOTE: NOT ALL SYMBOLS MAY BE USED

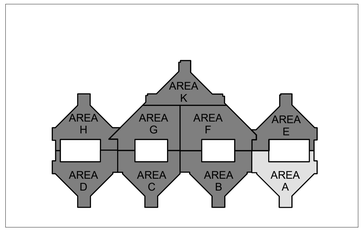

N

1 BLDG 100 - TELECOMMUNICATIONS PLAN - LEVEL 5 - AREA A
3/32" = 1'-0"

FULLY SPRINKLERED

100% BID DOCUMENTS

No.	REVISION DESCRIPTION	DATE

7/18/2025 17:23:24

VA FORM 08-6231

CONSULTANTS:

ARCHITECT
SPUR DESIGN
312 SW 25TH STREET
OKLAHOMA CITY, OK 73109
(405) 842-6100

MECH / ELEC / PLUMB / TELECOM
SPUR DESIGN
2519 MADISON AVE., STE 100
KANSAS CITY, MO 64108
(913) 369-7200

FIRE PROTECTION ENGINEER
RATED ENGINEERING
609 S. KELLY AVENUE, STE H2
EDMOND, OK 73003
(405) 210-5814

INDUSTRIAL HYGENIST
RIVERFRONT SAFETY & HEALTH
11140 S TOWNE SQUARE, STE 100
ST. LOUIS, MO 63123
(314) 917-0148

PHYSICAL SECURITY
FORCE PROTECT
10901 FRONT BEACH RD, UNIT 1415
PANAMA CITY BEACH, FL 32407
(502) 836-4232

ENGINEER: H2B #: 23-133

H2B

H2B, INC.
1225 NORTH LOOP WEST, # 800
HOUSTON, TEXAS 77008
(713) 864-2900

TEXAS FIRM REGISTRATION #: 8856

STAMP:
REGISTERED COMMUNICATIONS DISTRIBUTION DESIGNER
Bicsi
KRISTOPHER G HETLAGE
BICSI ID # 329601
EXPIRES 12-31-27
RCDD
7/16/25

Drawing Title
TELECOMMUNICATIONS PLANS - BUILDING 100 - LEVEL 5 - AREA A

VA Health Care System Approval:

Project Title
REPLACE/UPGRADE CAMPUS OVERHEAD PAGING SYSTEM

Location MICHAEL E. DEBAKEY VAMC
2002 HOLCOMBE BLVD
HOUSTON, TX 77030

Date	Checked	Drawn
07/21/2025	KGH	MDT

Project Number
580-25-101

Building Number
100

Drawing Number
TN260
Drawing # 188 OF 231

Veterans Health Administration

VA U.S. Department of Veterans Affairs

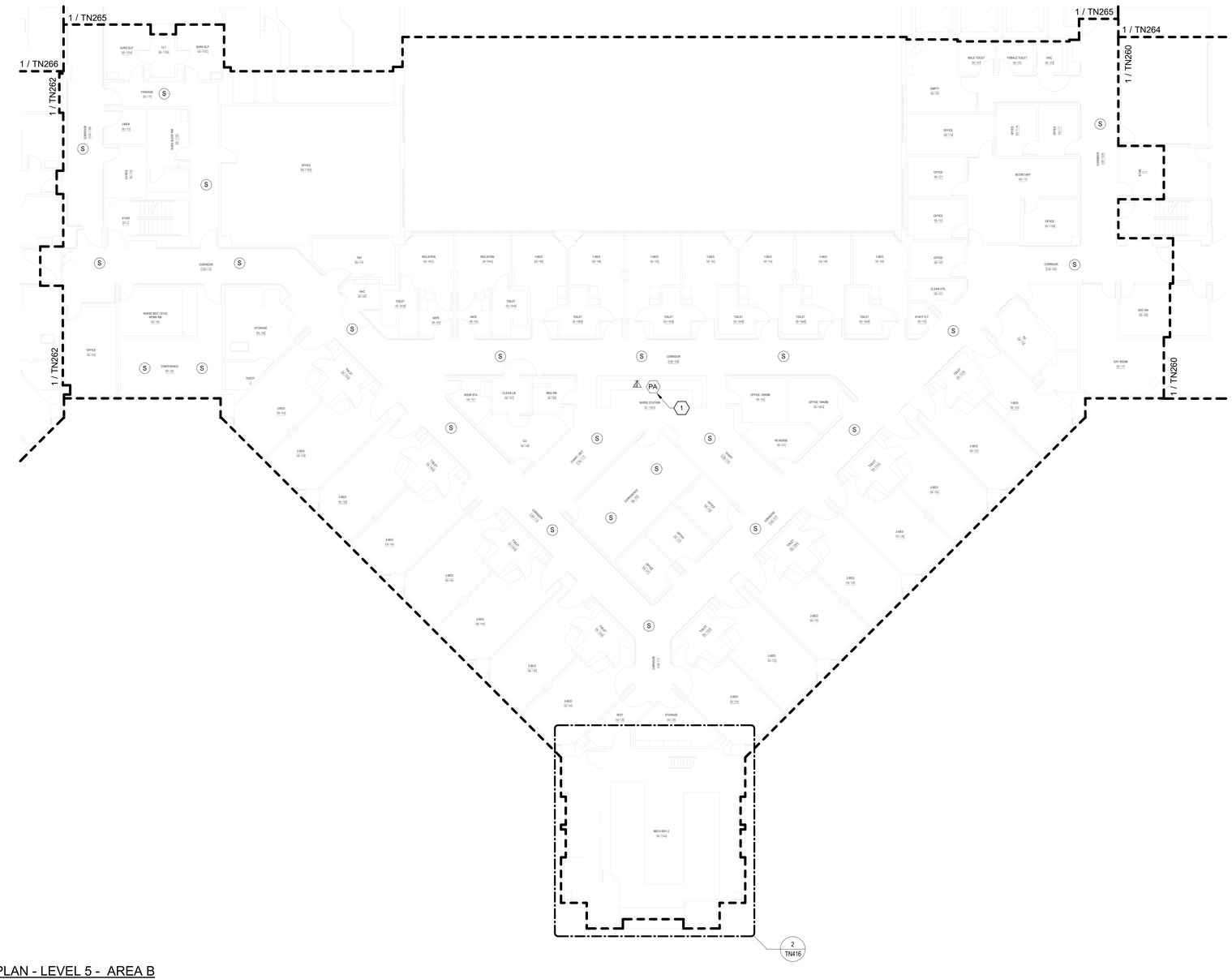

TELECOMMUNICATIONS GENERAL NOTES

A. DRAWING IS DIAGRAMMATIC IN NATURE AND IS NOT TO BE CONSTRUED AS ALL INCLUSIVE; FIELD VERIFY EXISTING CONDITIONS AND ADJUST WORK AS REQUIRED TO EXECUTE SPECIFIED WORK.

B. EXISTING CONDITIONS INDICATED ARE BASED ON GENERAL FIELD NOTES AND HISTORICAL DATA AND DOCUMENTATION AND ARE FOR REFERENCE PURPOSES ONLY TO DEFINE SCOPE OF WORK; FIELD VERIFY ALL CONDITIONS.

C. THIS SITE IS AN ACTIVE WORKING ENVIRONMENT; SYSTEMS SHALL NOT BE SHUTDOWN WITHOUT WRITTEN AUTHORIZATION; ALL REQUESTS SHALL BE SUBMITTED IN WRITING A MINIMUM OF TEN (10) WORKING-DAYS PRIOR TO PROPOSED ACTIVITY DATE OR NEED UNLESS DIRECTED OTHERWISE.

D. SEE T-001 TELECOMMUNICATIONS COVER SHEET FOR SYMBOLS DEFINITION:
1. SYMBOLS GRAYED/ HALFTONE: INDICATED FOR REFERENCE AND/OR INDICATING EXISTING UNLESS SPECIFICALLY NOTED OTHERWISE.
2. SYMBOLS DASHED OR SPECIFICALLY KEYED NOTED: INDICATES DEMOLITION WORK.

E. OWNER SHALL HAVE FIRST SALVAGE RIGHTS FOR ANY DEMOLISHED DEVICES OR MATERIAL.

F. REFER TO TN501 FOR SPEAKER MOUNTING DETAILS.

G. CONTRACTOR TO UTILIZE EXISTING SPEAKER PLACEMENTS FOR INSTALLATION OF NEW SPEAKERS WHEREVER POSSIBLE. TEMPORARILY SUPPORT EXISTING SPEAKERS DURING CONSTRUCTION UNTIL NEW SYSTEM HAS BEEN INSTALLED, TESTED, AND ACCEPTED.

TELECOMMUNICATIONS KEYNOTES

#	
1	INTERACTIVE DESKTOP PA USER INTERFACE CONSOLE; PROVIDE CAT6A WORKSTATION OUTLET AND CABLING BACK TO SERVING ZONE NETWORK CABINET; COORDINATE FINAL LOCATION WITH VAMC.

PARTITION LEGEND

- EXISTING PARTITION
- EXISTING SMOKE PARTITION/ BARRIER TO BE MAINTAINED
- EXISTING 1 HOUR FIRE RATED PARTITION TO BE MAINTAINED
- EXISTING 2 HOUR FIRE RATED PARTITION TO BE MAINTAINED

NOTE: NOT ALL SYMBOLS MAY BE USED

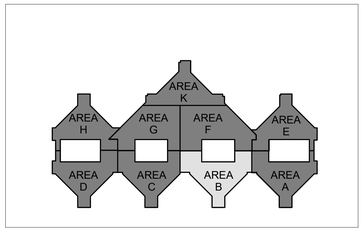

N

1 BLDG 100 - TELECOMMUNICATIONS PLAN - LEVEL 5 - AREA B
3/32" = 1'-0"

FULLY SPRINKLERED

100% BID DOCUMENTS

No.	REVISION DESCRIPTION	DATE

7/18/2025 17:23:29

CONSULTANTS:

ARCHITECT
SPUR DESIGN
312 SW 25TH STREET
OKLAHOMA CITY, OK 73109
(405) 842-6100

MECH / ELEC / PLUMB / TELECOM
SPUR DESIGN
2519 MADISON AVE., STE 100
KANSAS CITY, MO 64108
(913) 369-7200

FIRE PROTECTION ENGINEER
RATED ENGINEERING
609 S. KELLY AVENUE, STE H2
EDMOND, OK 73003
(405) 210-5814

INDUSTRIAL HYGENIST
RIVERFRONT SAFETY & HEALTH
11140 S TOWNE SQUARE, STE 100
ST. LOUIS, MO 63123
(314) 917-0148

PHYSICAL SECURITY
FORCE PROTECT
10901 FRONT BEACH RD, UNIT 1415
PANAMA CITY BEACH, FL 32407
(502) 836-4232

ENGINEER: H2B #: 23-133

H2B

H2B, INC.
1225 NORTH LOOP WEST, # 800
HOUSTON, TEXAS 77008
(713) 864-2900

TEXAS FIRM REGISTRATION #: 8856

STAMP:
REGISTERED COMMUNICATIONS DISTRIBUTION DESIGNER
BICSI
KRISTOPHER G HETLAGE
BICSI ID # 328601
EXPIRES 12-31-27
RCDD
7/16/25

Drawing Title
TELECOMMUNICATIONS PLANS - BUILDING 100 - LEVEL 5 - AREA B

VA Health Care System Approval:

Project Title
REPLACE/UPGRADE CAMPUS OVERHEAD PAGING SYSTEM

Location MICHAEL E. DEBAKEY VAMC
2002 HOLCOMBE BLVD
HOUSTON, TX 77030

Date	Checked	Drawn
07/21/2025	KGH	MDT

Project Number **580-25-101**

Building Number 100

Drawing Number **TN261**

Drawing # 189 OF 231

Veterans Health Administration

VA U.S. Department of Veterans Affairs

VA FORM 08-6231

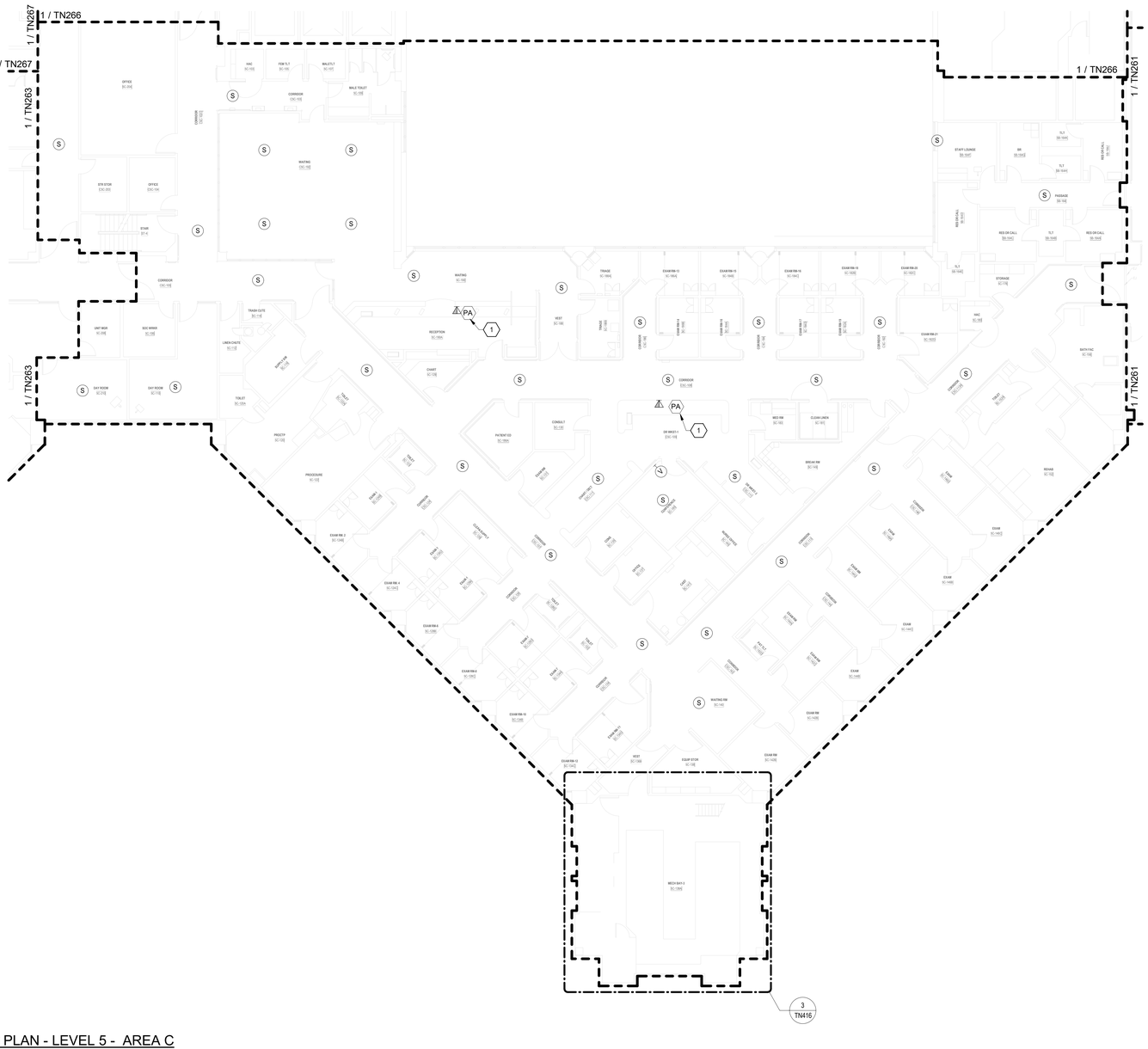

TELECOMMUNICATIONS GENERAL NOTES

A. DRAWING IS DIAGRAMMATIC IN NATURE AND IS NOT TO BE CONSTRUED AS ALL INCLUSIVE; FIELD VERIFY EXISTING CONDITIONS AND ADJUST WORK AS REQUIRED TO EXECUTE SPECIFIED WORK.

B. EXISTING CONDITIONS INDICATED ARE BASED ON GENERAL FIELD NOTES AND HISTORICAL DATA AND DOCUMENTATION AND ARE FOR REFERENCE PURPOSES ONLY TO DEFINE SCOPE OF WORK; FIELD VERIFY ALL CONDITIONS.

C. THIS SITE IS AN ACTIVE WORKING ENVIRONMENT; SYSTEMS SHALL NOT BE SHUTDOWN WITHOUT WRITTEN AUTHORIZATION; ALL REQUESTS SHALL BE SUBMITTED IN WRITING A MINIMUM OF TEN (10) WORKING-DAYS PRIOR TO PROPOSED ACTIVITY DATE OR NEED UNLESS DIRECTED OTHERWISE.

D. SEE T-001 TELECOMMUNICATIONS COVER SHEET FOR SYMBOLS DEFINITION:
1. SYMBOLS GRAYED/ HALFTONE: INDICATED FOR REFERENCE AND/OR INDICATING EXISTING UNLESS SPECIFICALLY NOTED OTHERWISE.
2. SYMBOLS DASHED OR SPECIFICALLY KEYED NOTED: INDICATES DEMOLITION WORK.

E. OWNER SHALL HAVE FIRST SALVAGE RIGHTS FOR ANY DEMOLISHED DEVICES OR MATERIAL.

F. REFER TO TN501 FOR SPEAKER MOUNTING DETAILS.

G. CONTRACTOR TO UTILIZE EXISTING SPEAKER PLACEMENTS FOR INSTALLATION OF NEW SPEAKERS WHEREVER POSSIBLE. TEMPORARILY SUPPORT EXISTING SPEAKERS DURING CONSTRUCTION UNTIL NEW SYSTEM HAS BEEN INSTALLED, TESTED, AND ACCEPTED.

TELECOMMUNICATIONS KEYNOTES

#	
1	INTERACTIVE DESKTOP PA USER INTERFACE CONSOLE; PROVIDE CAT6A WORKSTATION OUTLET AND CABLING BACK TO SERVING ZONE NETWORK CABINET; COORDINATE FINAL LOCATION WITH VAMC.

PARTITION LEGEND

- EXISTING PARTITION
- EXISTING SMOKE PARTITION/ BARRIER TO BE MAINTAINED
- EXISTING 1 HOUR FIRE RATED PARTITION TO BE MAINTAINED
- EXISTING 2 HOUR FIRE RATED PARTITION TO BE MAINTAINED

NOTE: NOT ALL SYMBOLS MAY BE USED

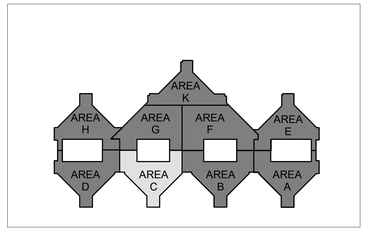

N

1 BLDG 100 - TELECOMMUNICATIONS PLAN - LEVEL 5 - AREA C
3/32" = 1'-0"

FULLY SPRINKLERED

100% BID DOCUMENTS

No.	REVISION DESCRIPTION	DATE

7/18/2025 17:23:33

CONSULTANTS:

ARCHITECT
SPUR DESIGN
312 SW 25TH STREET
OKLAHOMA CITY, OK 73109
(405) 842-6100

MECH / ELEC / PLUMB / TELECOM
SPUR DESIGN
2519 MADISON AVE., STE 100
KANSAS CITY, MO 64108
(913) 369-7200

FIRE PROTECTION ENGINEER
RATED ENGINEERING
609 S. KELLY AVENUE, STE H2
EDMOND, OK 73003
(405) 210-5814

INDUSTRIAL HYGENIST
RIVERFRONT SAFETY & HEALTH
11140 S TOWNE SQUARE, STE 100
ST. LOUIS, MO 63123
(314) 917-0148

PHYSICAL SECURITY
FORCE PROTECT
10901 FRONT BEACH RD, UNIT 1415
PANAMA CITY BEACH, FL 32407
(502) 836-4232

ENGINEER: H2B #: 23-133

H2B

H2B, INC.
1225 NORTH LOOP WEST, # 800
HOUSTON, TEXAS 77008
(713) 864-2900

TEXAS FIRM REGISTRATION #: 8856

STAMP:
BICSI RCDD
KRISTOPHER G HETLAGE
BICSI ID # 328601
EXPIRES 12-31-27
RESIDENTIAL COMMUNICATIONS DISTRIBUTION DESIGNER

Drawing Title
TELECOMMUNICATIONS PLANS - BUILDING 100 - LEVEL 5 - AREA C

VA Health Care System Approval:

Project Title
REPLACE/UPGRADE CAMPUS OVERHEAD PAGING SYSTEM

Location MICHAEL E. DEBAKEY VAMC
2002 HOLCOMBE BLVD
HOUSTON, TX 77030

Date	Checked	Drawn
07/21/2025	KGH	MDT

Project Number
580-25-101

Building Number
100

Drawing Number
TN262
Drawing # 190 OF 231

Veterans Health Administration

VA | U.S. Department of Veterans Affairs

VA FORM 08-6231

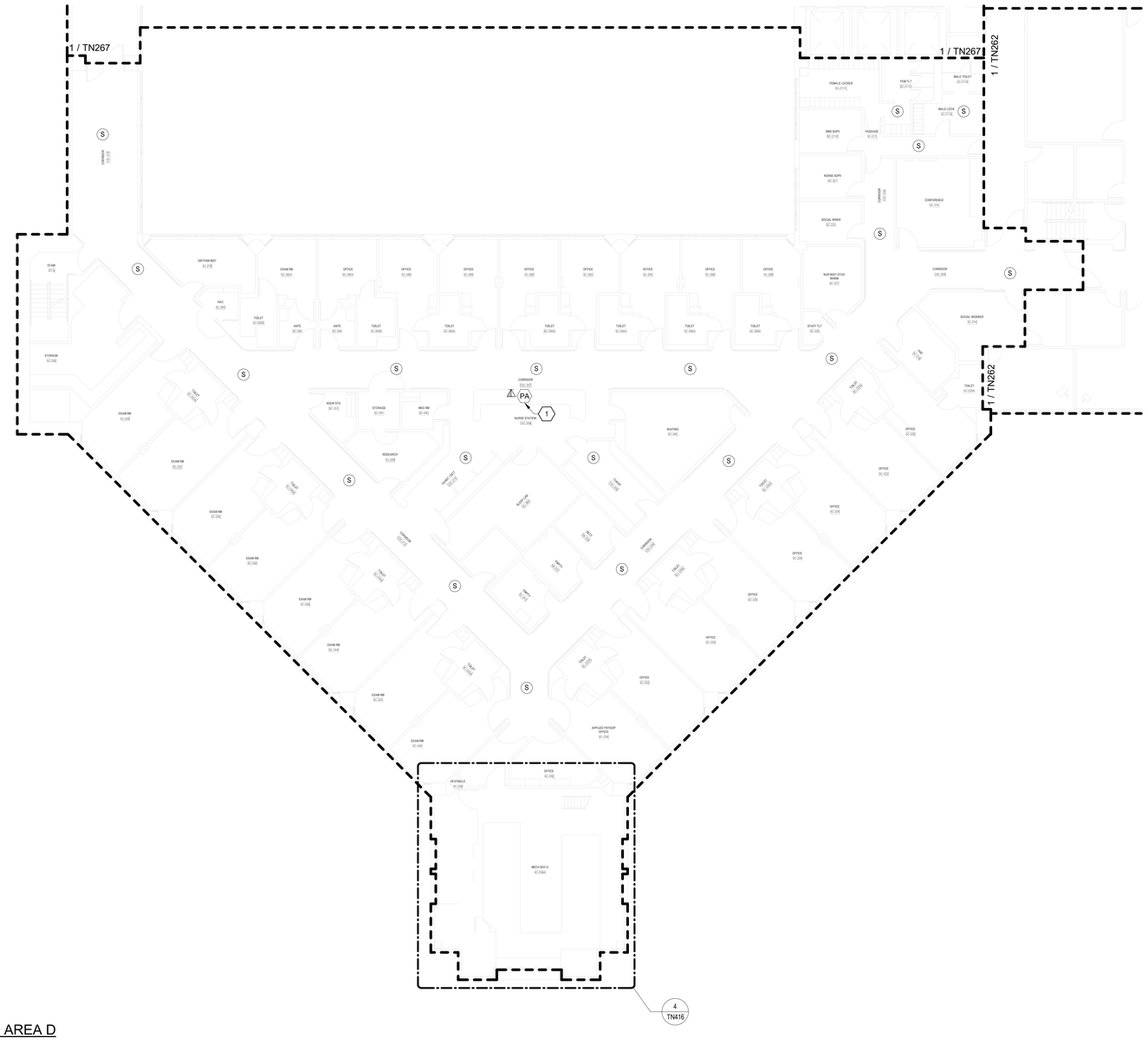

TELECOMMUNICATIONS GENERAL NOTES

A. DRAWING IS DIAGRAMMATIC IN NATURE AND IS NOT TO BE CONSTRUED AS ALL INCLUSIVE; FIELD VERIFY EXISTING CONDITIONS AND ADJUST WORK AS REQUIRED TO EXECUTE SPECIFIED WORK.

B. EXISTING CONDITIONS INDICATED ARE BASED ON GENERAL FIELD NOTES AND HISTORICAL DATA AND DOCUMENTATION AND ARE FOR REFERENCE PURPOSES ONLY TO DEFINE SCOPE OF WORK; FIELD VERIFY ALL CONDITIONS.

C. THIS SITE IS AN ACTIVE WORKING ENVIRONMENT; SYSTEMS SHALL NOT BE SHUTDOWN WITHOUT WRITTEN AUTHORIZATION; ALL REQUESTS SHALL BE SUBMITTED IN WRITING A MINIMUM OF TEN (10) WORKING-DAYS PRIOR TO PROPOSED ACTIVITY DATE OR NEED UNLESS DIRECTED OTHERWISE.

D. SEE T-001 TELECOMMUNICATIONS COVER SHEET FOR SYMBOLS DEFINITION:
1. SYMBOLS GRAYED/ HALFTONE: INDICATED FOR REFERENCE AND/OR INDICATING EXISTING UNLESS SPECIFICALLY NOTED OTHERWISE.
2. SYMBOLS DASHED OR SPECIFICALLY KEYED NOTED: INDICATES DEMOLITION WORK.

E. OWNER SHALL HAVE FIRST SALVAGE RIGHTS FOR ANY DEMOLISHED DEVICES OR MATERIAL.

F. REFER TO TN501 FOR SPEAKER MOUNTING DETAILS.

G. CONTRACTOR TO UTILIZE EXISTING SPEAKER PLACEMENTS FOR INSTALLATION OF NEW SPEAKERS WHEREVER POSSIBLE. TEMPORARILY SUPPORT EXISTING SPEAKERS DURING CONSTRUCTION UNTIL NEW SYSTEM HAS BEEN INSTALLED, TESTED, AND ACCEPTED.

TELECOMMUNICATIONS KEYNOTES

#	
1	INTERACTIVE DESKTOP PA USER INTERFACE CONSOLE; PROVIDE CAT6A WORKSTATION OUTLET AND CABLING BACK TO SERVING ZONE NETWORK CABINET; COORDINATE FINAL LOCATION WITH VAMC.

PARTITION LEGEND

- EXISTING PARTITION
- EXISTING SMOKE PARTITION/ BARRIER TO BE MAINTAINED
- EXISTING 1 HOUR FIRE RATED PARTITION TO BE MAINTAINED
- EXISTING 2 HOUR FIRE RATED PARTITION TO BE MAINTAINED

NOTE: NOT ALL SYMBOLS MAY BE USED

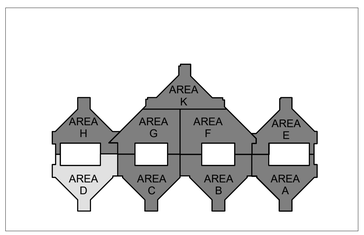

N

1 BLDG 100 - TELECOMMUNICATIONS PLAN - LEVEL 5 - AREA D
3/32" = 1'-0"

FULLY SPRINKLERED

100% BID DOCUMENTS

No.	REVISION DESCRIPTION	DATE

7/18/2025 17:23:38

CONSULTANTS:

ARCHITECT
SPUR DESIGN
312 SW 25TH STREET
OKLAHOMA CITY, OK 73109
(405) 842-6100

MECH / ELEC / PLUMB / TELECOM
SPUR DESIGN
2519 MADISON AVE., STE 100
KANSAS CITY, MO 64108
(913) 369-7200

FIRE PROTECTION ENGINEER
RATED ENGINEERING
609 S. KELLY AVENUE, STE H2
EDMOND, OK 73003
(405) 210-5814

INDUSTRIAL HYGENIST
RIVERFRONT SAFETY & HEALTH
11140 S TOWNE SQUARE, STE 100
ST. LOUIS, MO 63123
(314) 917-0148

PHYSICAL SECURITY
FORCE PROTECT
10901 FRONT BEACH RD, UNIT 1415
PANAMA CITY BEACH, FL 32407
(502) 836-4232

ENGINEER: H2B #: 23-133

H2B, INC.
1225 NORTH LOOP WEST, # 800
HOUSTON, TEXAS 77008
(713) 864-2900

TEXAS FIRM REGISTRATION #: 8856

STAMP:
REGISTERED COMMUNICATIONS DISTRIBUTION DESIGNER
Bicsi
KRISTOPHER G HETLAGE
BICSI ID # 328601
EXPIRES 12-31-27
RCDD
9/4/25

Drawing Title
TELECOMMUNICATIONS PLANS - BUILDING 100 - LEVEL 5 - AREA D

VA Health Care System Approval:

Project Title
REPLACE/UPGRADE CAMPUS OVERHEAD PAGING SYSTEM

Location MICHAEL E. DEBAKEY VAMC
2002 HOLCOMBE BLVD
HOUSTON, TX 77030

Date **07/21/2025** | Checked KGH | Drawn MDT

Project Number **580-25-101**

Building Number 100

Drawing Number
TN263
Drawing # 191 OF 231

Veterans Health Administration

VA U.S. Department of Veterans Affairs

VA FORM 08-6231

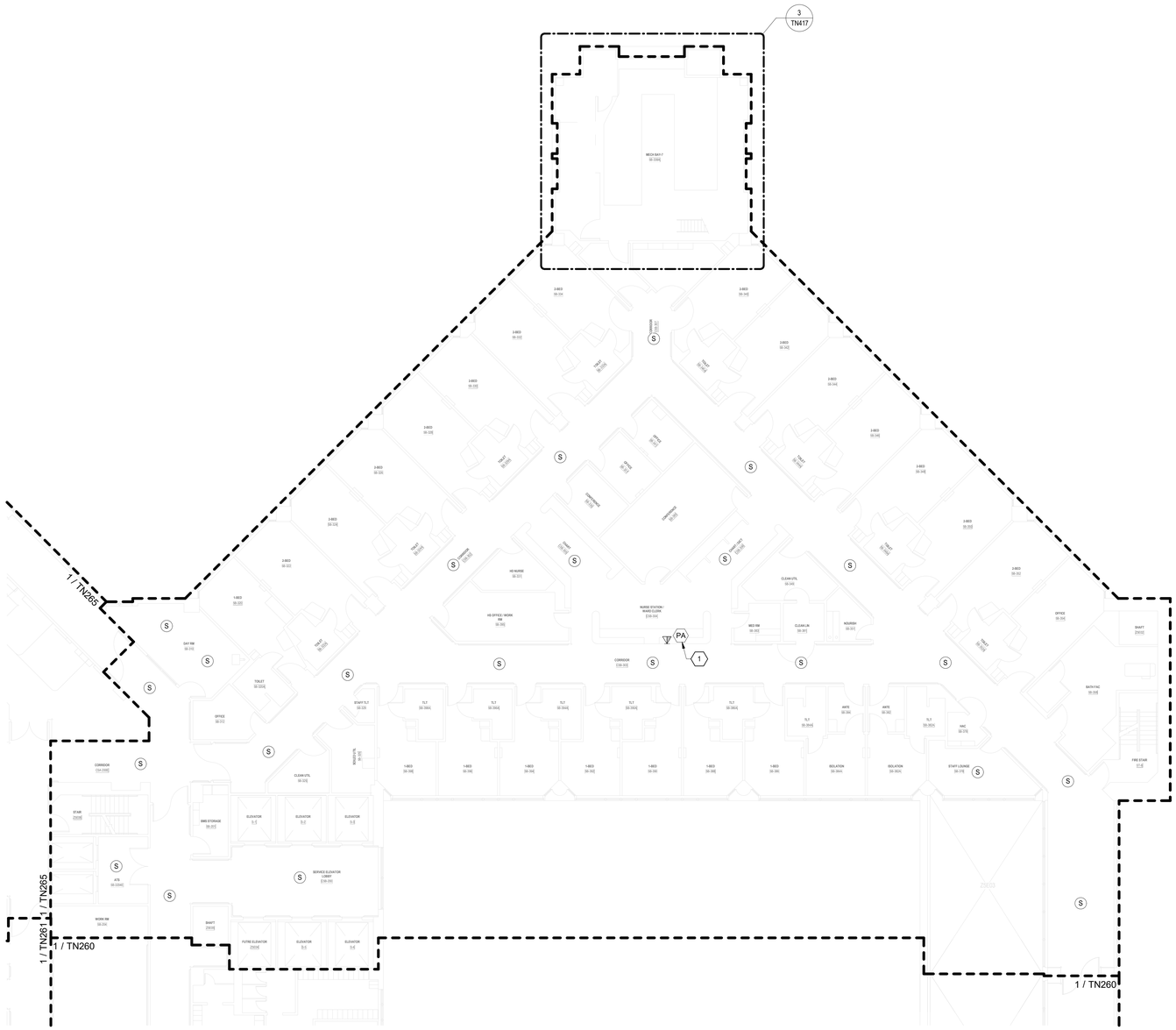

TELECOMMUNICATIONS GENERAL NOTES

A. DRAWING IS DIAGRAMMATIC IN NATURE AND IS NOT TO BE CONSTRUED AS ALL INCLUSIVE; FIELD VERIFY EXISTING CONDITIONS AND ADJUST WORK AS REQUIRED TO EXECUTE SPECIFIED WORK.

B. EXISTING CONDITIONS INDICATED ARE BASED ON GENERAL FIELD NOTES AND HISTORICAL DATA AND DOCUMENTATION AND ARE FOR REFERENCE PURPOSES ONLY TO DEFINE SCOPE OF WORK; FIELD VERIFY ALL CONDITIONS.

C. THIS SITE IS AN ACTIVE WORKING ENVIRONMENT; SYSTEMS SHALL NOT BE SHUTDOWN WITHOUT WRITTEN AUTHORIZATION; ALL REQUESTS SHALL BE SUBMITTED IN WRITING A MINIMUM OF TEN (10) WORKING-DAYS PRIOR TO PROPOSED ACTIVITY DATE OR NEED UNLESS DIRECTED OTHERWISE.

D. SEE T-001 TELECOMMUNICATIONS COVER SHEET FOR SYMBOLS DEFINITION:
1. SYMBOLS GRAYED/ HALFTONE: INDICATED FOR REFERENCE AND/OR INDICATING EXISTING UNLESS SPECIFICALLY NOTED OTHERWISE.
2. SYMBOLS DASHED OR SPECIFICALLY KEYED NOTED: INDICATES DEMOLITION WORK.

E. OWNER SHALL HAVE FIRST SALVAGE RIGHTS FOR ANY DEMOLISHED DEVICES OR MATERIAL.

F. REFER TO TN501 FOR SPEAKER MOUNTING DETAILS.

G. CONTRACTOR TO UTILIZE EXISTING SPEAKER PLACEMENTS FOR INSTALLATION OF NEW SPEAKERS WHEREVER POSSIBLE. TEMPORARILY SUPPORT EXISTING SPEAKERS DURING CONSTRUCTION UNTIL NEW SYSTEM HAS BEEN INSTALLED, TESTED, AND ACCEPTED.

TELECOMMUNICATIONS KEYNOTES

#	
1	INTERACTIVE DESKTOP PA USER INTERFACE CONSOLE; PROVIDE CAT6A WORKSTATION OUTLET AND CABLING BACK TO SERVING ZONE NETWORK CABINET; COORDINATE FINAL LOCATION WITH VAMC.

PARTITION LEGEND

- EXISTING PARTITION
- EXISTING SMOKE PARTITION/ BARRIER TO BE MAINTAINED
- EXISTING 1 HOUR FIRE RATED PARTITION TO BE MAINTAINED
- EXISTING 2 HOUR FIRE RATED PARTITION TO BE MAINTAINED

NOTE: NOT ALL SYMBOLS MAY BE USED

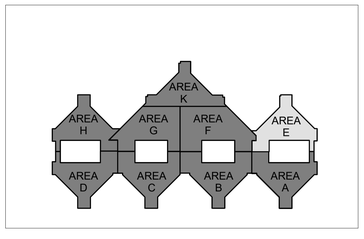

N

1 BLDG 100 - TELECOMMUNICATIONS PLAN - LEVEL 5 - AREA E
3/32" = 1'-0"

FULLY SPRINKLERED

100% BID DOCUMENTS

No.	REVISION DESCRIPTION	DATE

CONSULTANTS:

ARCHITECT
SPUR DESIGN
312 SW 25TH STREET
OKLAHOMA CITY, OK 73109
(405) 842-6100

MECH / ELEC / PLUMB / TELECOM
SPUR DESIGN
2519 MADISON AVE., STE 100
KANSAS CITY, MO 64108
(913) 369-7200

FIRE PROTECTION ENGINEER
RATED ENGINEERING
609 S. KELLY AVENUE, STE H2
EDMOND, OK 73003
(405) 210-5814

INDUSTRIAL HYGENIST
RIVERFRONT SAFETY & HEALTH
11140 S TOWNE SQUARE, STE 100
ST. LOUIS, MO 63123
(314) 917-0148

PHYSICAL SECURITY
FORCE PROTECT
10901 FRONT BEACH RD, UNIT 1415
PANAMA CITY BEACH, FL 32407
(502) 836-4232

ENGINEER: H2B #: 23-133

H2B, INC.
1225 NORTH LOOP WEST, # 800
HOUSTON, TEXAS 77008
(713) 864-2900

TEXAS FIRM REGISTRATION #: 8856

STAMP:
REGISTERED COMMUNICATIONS DISTRIBUTION DESIGNER
BICSI
KRISTOPHER G HETLAGE
BICSI ID # 328601
EXPIRES 12-31-27
RCDD
7/18/25

Drawing Title
TELECOMMUNICATIONS PLANS - BUILDING 100 - LEVEL 5 - AREA E

VA Health Care System Approval:

Project Title
REPLACE/UPGRADE CAMPUS OVERHEAD PAGING SYSTEM

Location MICHAEL E. DEBAKEY VAMC
2002 HOLCOMBE BLVD
HOUSTON, TX 77030

Date **07/21/2025** | Checked KGH | Drawn MDT

Project Number **580-25-101**

Building Number

Drawing Number
TN264
Drawing # 192 OF 231

Veterans Health Administration

VA U.S. Department of Veterans Affairs

7/18/2025 17:23:42

VA FORM 08-6231

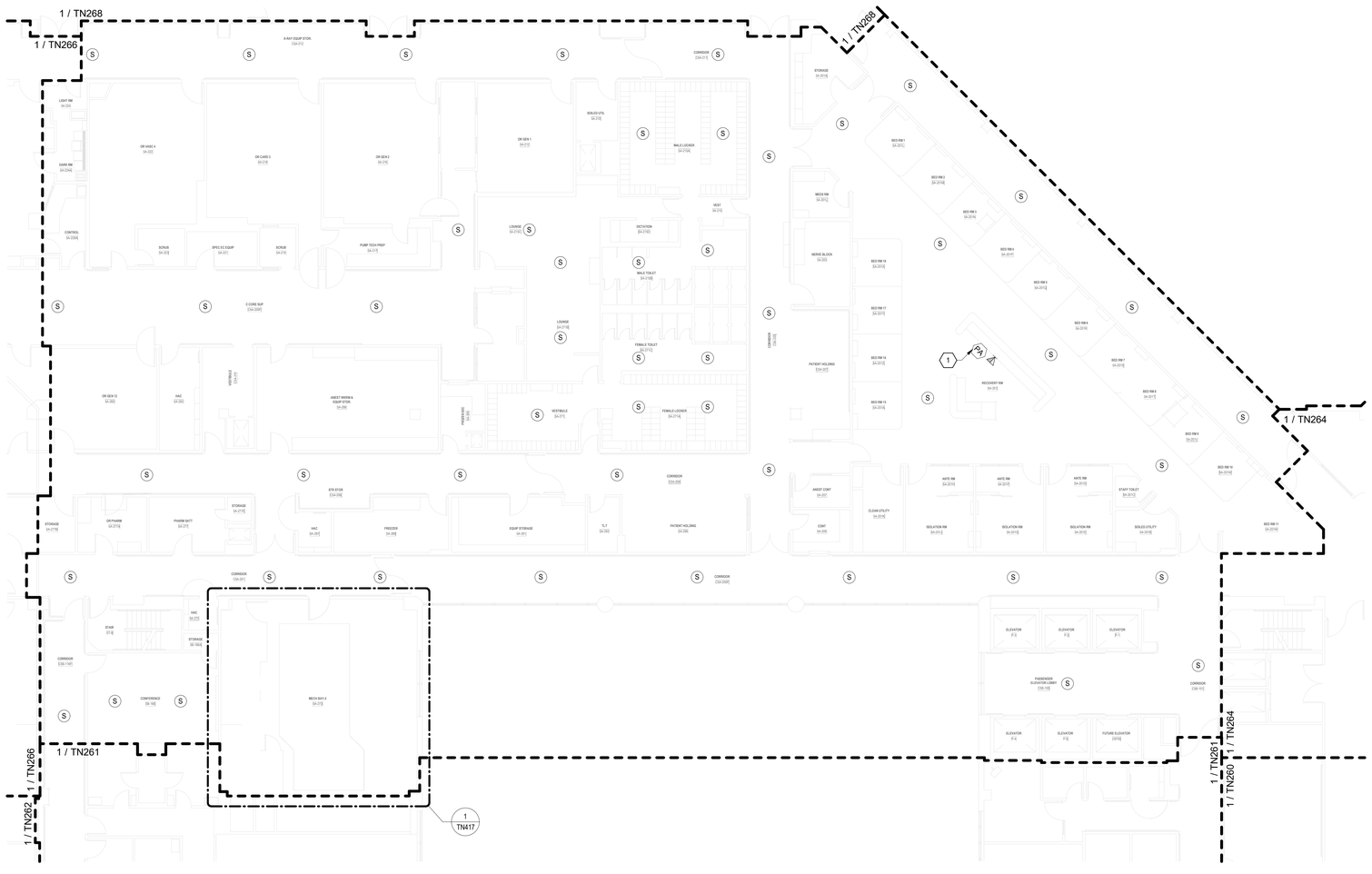

TELECOMMUNICATIONS GENERAL NOTES

A. DRAWING IS DIAGRAMMATIC IN NATURE AND IS NOT TO BE CONSTRUED AS ALL INCLUSIVE; FIELD VERIFY EXISTING CONDITIONS AND ADJUST WORK AS REQUIRED TO EXECUTE SPECIFIED WORK.

B. EXISTING CONDITIONS INDICATED ARE BASED ON GENERAL FIELD NOTES AND HISTORICAL DATA AND DOCUMENTATION AND ARE FOR REFERENCE PURPOSES ONLY TO DEFINE SCOPE OF WORK; FIELD VERIFY ALL CONDITIONS.

C. THIS SITE IS AN ACTIVE WORKING ENVIRONMENT; SYSTEMS SHALL NOT BE SHUTDOWN WITHOUT WRITTEN AUTHORIZATION; ALL REQUESTS SHALL BE SUBMITTED IN WRITING A MINIMUM OF TEN (10) WORKING-DAYS PRIOR TO PROPOSED ACTIVITY DATE OR NEED UNLESS DIRECTED OTHERWISE.

D. SEE T-001 TELECOMMUNICATIONS COVER SHEET FOR SYMBOLS DEFINITION:
1. SYMBOLS GRAYED/ HALFTONE: INDICATED FOR REFERENCE AND/OR INDICATING EXISTING UNLESS SPECIFICALLY NOTED OTHERWISE.
2. SYMBOLS DASHED OR SPECIFICALLY KEYED NOTED: INDICATES DEMOLITION WORK.

E. OWNER SHALL HAVE FIRST SALVAGE RIGHTS FOR ANY DEMOLISHED DEVICES OR MATERIAL.

F. REFER TO TN501 FOR SPEAKER MOUNTING DETAILS.

G. CONTRACTOR TO UTILIZE EXISTING SPEAKER PLACEMENTS FOR INSTALLATION OF NEW SPEAKERS WHEREVER POSSIBLE. TEMPORARILY SUPPORT EXISTING SPEAKERS DURING CONSTRUCTION UNTIL NEW SYSTEM HAS BEEN INSTALLED, TESTED, AND ACCEPTED.

TELECOMMUNICATIONS KEYNOTES

#	
1	INTERACTIVE DESKTOP PA USER INTERFACE CONSOLE; PROVIDE CAT6A WORKSTATION OUTLET AND CABLING BACK TO SERVING ZONE NETWORK CABINET; COORDINATE FINAL LOCATION WITH VAMC.

PARTITION LEGEND

- EXISTING PARTITION
- EXISTING SMOKE PARTITION/ BARRIER TO BE MAINTAINED
- EXISTING 1 HOUR FIRE RATED PARTITION TO BE MAINTAINED
- EXISTING 2 HOUR FIRE RATED PARTITION TO BE MAINTAINED

NOTE: NOT ALL SYMBOLS MAY BE USED

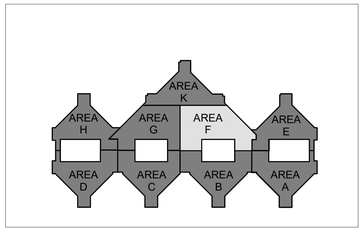

N

1 BLDG 100 - TELECOMMUNICATIONS PLAN - LEVEL 5 - AREA F
3/32" = 1'-0"

FULLY SPRINKLERED

100% BID DOCUMENTS

No.	REVISION DESCRIPTION	DATE

7/18/2025 17:23:47

CONSULTANTS:

ARCHITECT
SPUR DESIGN
312 SW 25TH STREET
OKLAHOMA CITY, OK 73109
(405) 842-6100

MECH / ELEC / PLUMB / TELECOM
SPUR DESIGN
2519 MADISON AVE., STE 100
KANSAS CITY, MO 64108
(913) 369-7200

FIRE PROTECTION ENGINEER
RATED ENGINEERING
609 S. KELLY AVENUE, STE H2
EDMOND, OK 73003
(405) 210-5814

INDUSTRIAL HYGENIST
RIVERFRONT SAFETY & HEALTH
11140 S TOWNE SQUARE, STE 100
ST. LOUIS, MO 63123
(314) 917-0148

PHYSICAL SECURITY
FORCE PROTECT
10901 FRONT BEACH RD, UNIT 1415
PANAMA CITY BEACH, FL 32407
(502) 836-4232

ENGINEER: H2B #: 23-133

H2B

H2B, INC.
1225 NORTH LOOP WEST, # 800
HOUSTON, TEXAS 77008
(713) 864-2900

TEXAS FIRM REGISTRATION #: 8856

STAMP:
REGISTERED COMMUNICATIONS DISTRIBUTION DESIGNER
Bicsi
KRISTOPHER G HETLAGE
BICSI ID # 328601
EXPIRES 12-31-27
RCDD
7/21/25

Drawing Title
TELECOMMUNICATIONS PLANS - BUILDING 100 - LEVEL 5 - AREA F

VA Health Care System Approval:

Project Title
REPLACE/UPGRADE CAMPUS OVERHEAD PAGING SYSTEM

Location MICHAEL E. DEBAKEY VAMC
2002 HOLCOMBE BLVD
HOUSTON, TX 77030

Date	Checked	Drawn
07/21/2025	KGH	MDT

Project Number **580-25-101**

Building Number

Drawing Number
TN265
Drawing # 193 OF 231

Veterans Health Administration

VA U.S. Department of Veterans Affairs

VA FORM 08-6231

TELECOMMUNICATIONS GENERAL NOTES

A. DRAWING IS DIAGRAMMATIC IN NATURE AND IS NOT TO BE CONSTRUED AS ALL INCLUSIVE; FIELD VERIFY EXISTING CONDITIONS AND ADJUST WORK AS REQUIRED TO EXECUTE SPECIFIED WORK.

B. EXISTING CONDITIONS INDICATED ARE BASED ON GENERAL FIELD NOTES AND HISTORICAL DATA AND DOCUMENTATION AND ARE FOR REFERENCE PURPOSES ONLY TO DEFINE SCOPE OF WORK; FIELD VERIFY ALL CONDITIONS.

C. THIS SITE IS AN ACTIVE WORKING ENVIRONMENT; SYSTEMS SHALL NOT BE SHUTDOWN WITHOUT WRITTEN AUTHORIZATION; ALL REQUESTS SHALL BE SUBMITTED IN WRITING A MINIMUM OF TEN (10) WORKING-DAYS PRIOR TO PROPOSED ACTIVITY DATE OR NEED UNLESS DIRECTED OTHERWISE.

D. SEE T-001 TELECOMMUNICATIONS COVER SHEET FOR SYMBOLS DEFINITION:
1. SYMBOLS GRAYED/ HALFTONE: INDICATED FOR REFERENCE AND/OR INDICATING EXISTING UNLESS SPECIFICALLY NOTED OTHERWISE.
2. SYMBOLS DASHED OR SPECIFICALLY KEYED NOTED: INDICATES DEMOLITION WORK.

E. OWNER SHALL HAVE FIRST SALVAGE RIGHTS FOR ANY DEMOLISHED DEVICES OR MATERIAL.

F. REFER TO TN501 FOR SPEAKER MOUNTING DETAILS.

G. CONTRACTOR TO UTILIZE EXISTING SPEAKER PLACEMENTS FOR INSTALLATION OF NEW SPEAKERS WHEREVER POSSIBLE. TEMPORARILY SUPPORT EXISTING SPEAKERS DURING CONSTRUCTION UNTIL NEW SYSTEM HAS BEEN INSTALLED, TESTED, AND ACCEPTED.

PARTITION LEGEND

- EXISTING PARTITION
- EXISTING SMOKE PARTITION/ BARRIER TO BE MAINTAINED
- EXISTING 1 HOUR FIRE RATED PARTITION TO BE MAINTAINED
- EXISTING 2 HOUR FIRE RATED PARTITION TO BE MAINTAINED

NOTE: NOT ALL SYMBOLS MAY BE USED

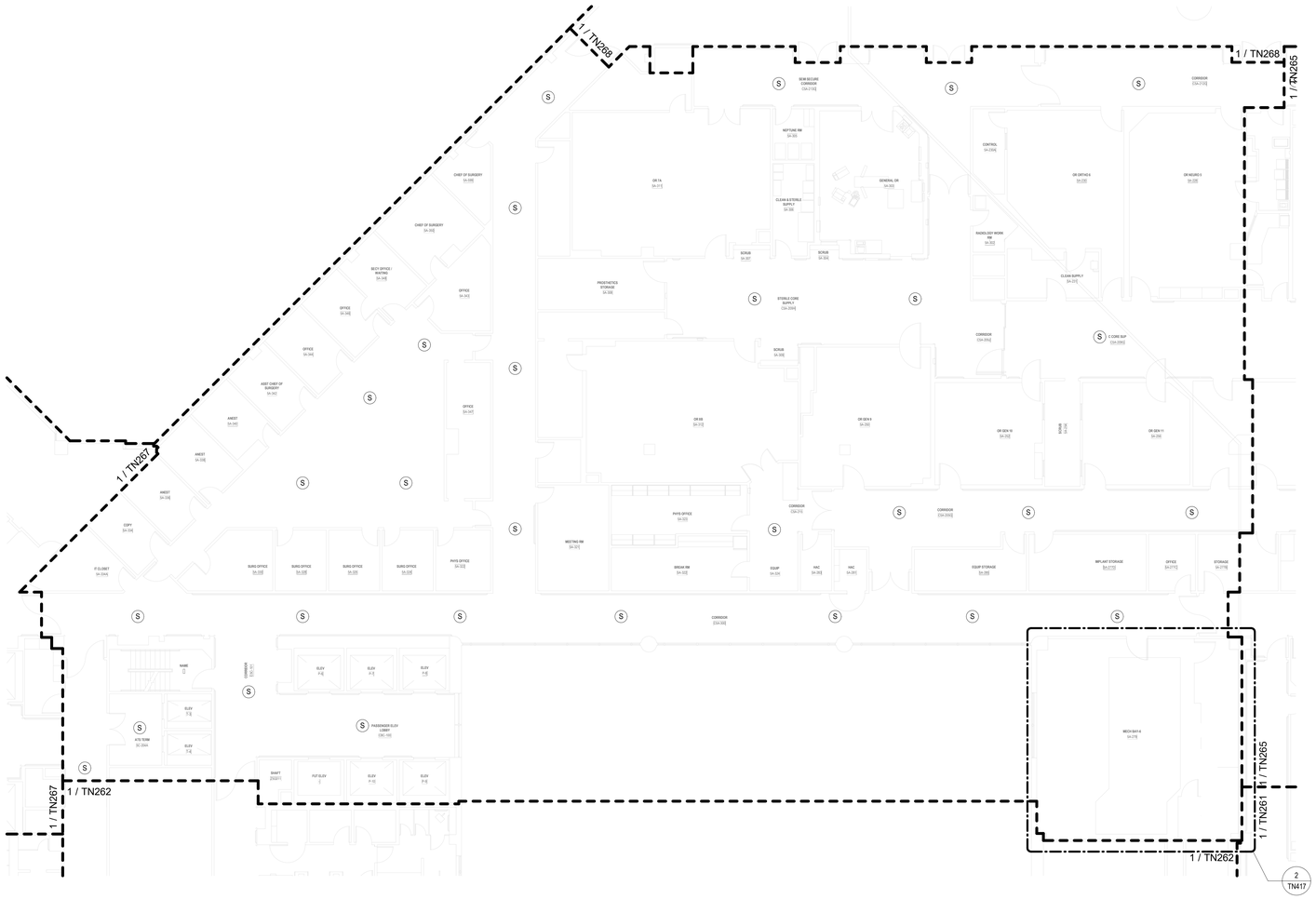

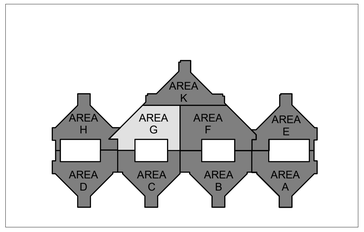

N

1 BLDG 100 - TELECOMMUNICATIONS PLAN - LEVEL 5 - AREA G
3/32" = 1'-0"

FULLY SPRINKLERED

100% BID DOCUMENTS

No.	REVISION DESCRIPTION	DATE

CONSULTANTS:

ARCHITECT
SPUR DESIGN
312 SW 25TH STREET
OKLAHOMA CITY, OK 73109
(405) 842-6100

MECH / ELEC / PLUMB / TELECOM
SPUR DESIGN
2519 MADISON AVE., STE 100
KANSAS CITY, MO 64108
(913) 369-7200

FIRE PROTECTION ENGINEER
RATED ENGINEERING
609 S. KELLY AVENUE, STE H2
EDMOND, OK 73003
(405) 210-5814

INDUSTRIAL HYGENIST
RIVERFRONT SAFETY & HEALTH
11140 S TOWNE SQUARE, STE 100
ST. LOUIS, MO 63123
(314) 917-0148

PHYSICAL SECURITY
FORCE PROTECT
10901 FRONT BEACH RD, UNIT 1415
PANAMA CITY BEACH, FL 32407
(502) 836-4232

ENGINEER: H2B #: 23-133

H2B, INC.
1225 NORTH LOOP WEST, # 800
HOUSTON, TEXAS 77008
(713) 864-2900

TEXAS FIRM REGISTRATION #: 8856

STAMP:
REGISTERED COMMUNICATIONS DISTRIBUTION DESIGNER
Bicsi
KRISTOPHER G HETLAGE
BICSI ID # 328601
EXPIRES 12-31-27
RCDD
7/18/25

Drawing Title
TELECOMMUNICATIONS PLANS - BUILDING 100 - LEVEL 5 - AREA G

VA Health Care System Approval:

Project Title
REPLACE/UPGRADE CAMPUS OVERHEAD PAGING SYSTEM

Location MICHAEL E. DEBAKEY VAMC
2002 HOLCOMBE BLVD
HOUSTON, TX 77030

Date **07/21/2025** | Checked KGH | Drawn MDT

Project Number **580-25-101**

Building Number

Drawing Number
TN266
Drawing # 194 OF 231

Veterans Health Administration

VA U.S. Department of Veterans Affairs

7/18/2025 17:23:49

VA FORM 08-6231

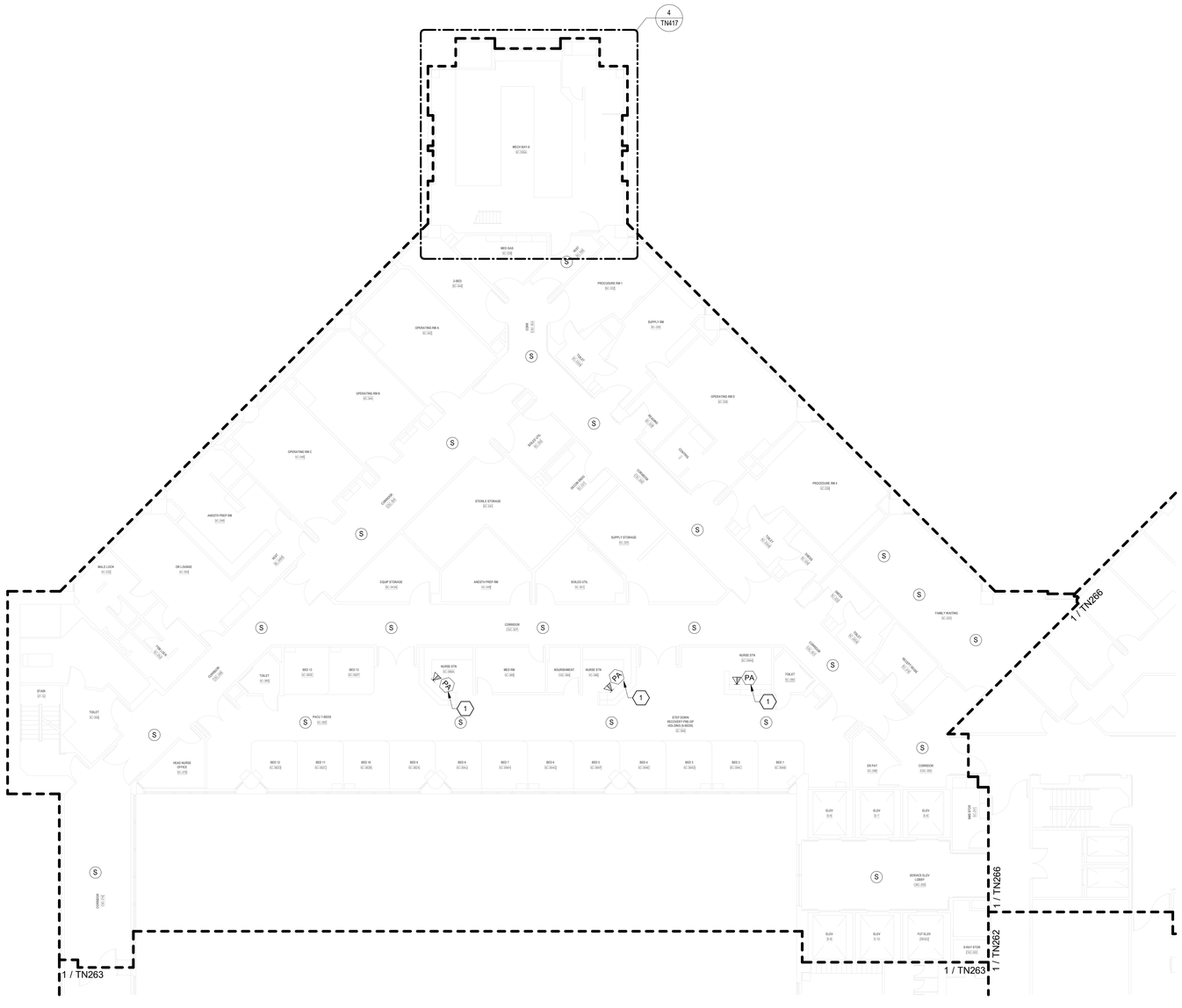

TELECOMMUNICATIONS GENERAL NOTES

A. DRAWING IS DIAGRAMMATIC IN NATURE AND IS NOT TO BE CONSTRUED AS ALL INCLUSIVE; FIELD VERIFY EXISTING CONDITIONS AND ADJUST WORK AS REQUIRED TO EXECUTE SPECIFIED WORK.

B. EXISTING CONDITIONS INDICATED ARE BASED ON GENERAL FIELD NOTES AND HISTORICAL DATA AND DOCUMENTATION AND ARE FOR REFERENCE PURPOSES ONLY TO DEFINE SCOPE OF WORK; FIELD VERIFY ALL CONDITIONS.

C. THIS SITE IS AN ACTIVE WORKING ENVIRONMENT; SYSTEMS SHALL NOT BE SHUTDOWN WITHOUT WRITTEN AUTHORIZATION; ALL REQUESTS SHALL BE SUBMITTED IN WRITING A MINIMUM OF TEN (10) WORKING-DAYS PRIOR TO PROPOSED ACTIVITY DATE OR NEED UNLESS DIRECTED OTHERWISE.

D. SEE T-001 TELECOMMUNICATIONS COVER SHEET FOR SYMBOLS DEFINITION:
1. SYMBOLS GRAYED/ HALFTONE: INDICATED FOR REFERENCE AND/OR INDICATING EXISTING UNLESS SPECIFICALLY NOTED OTHERWISE.
2. SYMBOLS DASHED OR SPECIFICALLY KEYED NOTED: INDICATES DEMOLITION WORK.

E. OWNER SHALL HAVE FIRST SALVAGE RIGHTS FOR ANY DEMOLISHED DEVICES OR MATERIAL.

F. REFER TO TN501 FOR SPEAKER MOUNTING DETAILS.

G. CONTRACTOR TO UTILIZE EXISTING SPEAKER PLACEMENTS FOR INSTALLATION OF NEW SPEAKERS WHEREVER POSSIBLE. TEMPORARILY SUPPORT EXISTING SPEAKERS DURING CONSTRUCTION UNTIL NEW SYSTEM HAS BEEN INSTALLED, TESTED, AND ACCEPTED.

TELECOMMUNICATIONS KEYNOTES

#	
1	INTERACTIVE DESKTOP PA USER INTERFACE CONSOLE; PROVIDE CAT6A WORKSTATION OUTLET AND CABLING BACK TO SERVING ZONE NETWORK CABINET; COORDINATE FINAL LOCATION WITH VAMC.

PARTITION LEGEND

- EXISTING PARTITION
- EXISTING SMOKE PARTITION/ BARRIER TO BE MAINTAINED
- EXISTING 1 HOUR FIRE RATED PARTITION TO BE MAINTAINED
- EXISTING 2 HOUR FIRE RATED PARTITION TO BE MAINTAINED

NOTE: NOT ALL SYMBOLS MAY BE USED

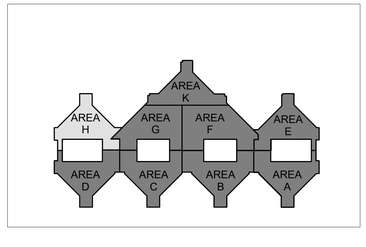

N

1 BLDG 100 - TELECOMMUNICATIONS PLAN - LEVEL 5 - AREA H
3/32" = 1'-0"

FULLY SPRINKLERED

100% BID DOCUMENTS

No.	REVISION DESCRIPTION	DATE

7/18/2025 17:23:54

CONSULTANTS:

ARCHITECT
SPUR DESIGN
312 SW 25TH STREET
OKLAHOMA CITY, OK 73109
(405) 842-6100

MECH / ELEC / PLUMB / TELECOM
SPUR DESIGN
2519 MADISON AVE., STE 100
KANSAS CITY, MO 64108
(913) 369-7200

FIRE PROTECTION ENGINEER
RATED ENGINEERING
609 S. KELLY AVENUE, STE H2
EDMOND, OK 73003
(405) 210-5814

INDUSTRIAL HYGENIST
RIVERFRONT SAFETY & HEALTH
11140 S TOWNE SQUARE, STE 100
ST. LOUIS, MO 63123
(314) 917-0148

PHYSICAL SECURITY
FORCE PROTECT
10901 FRONT BEACH RD, UNIT 1415
PANAMA CITY BEACH, FL 32407
(502) 836-4232

ENGINEER: H2B #: 23-133

H2B

H2B, INC.
1225 NORTH LOOP WEST, # 800
HOUSTON, TEXAS 77008
(713) 864-2900

TEXAS FIRM REGISTRATION #: 8856

STAMP:
REGISTERED COMMUNICATIONS DISTRIBUTION DESIGNER
BICSI
KRISTOPHER G HETLAGE
BICSI ID # 328601
EXPIRES 12-31-27
RCDD
4/4/25

Drawing Title
TELECOMMUNICATIONS PLANS - BUILDING 100 - LEVEL 5 - AREA H

VA Health Care System Approval:

Project Title
REPLACE/UPGRADE CAMPUS OVERHEAD PAGING SYSTEM

Location MICHAEL E. DEBAKEY VAMC
2002 HOLCOMBE BLVD
HOUSTON, TX 77030

Date	Checked	Drawn
07/21/2025	KGH	MDT

Project Number
580-25-101

Building Number

Drawing Number
TN267
Drawing # 195 OF 231

Veterans Health Administration

VA U.S. Department of Veterans Affairs

VA FORM 08-6231

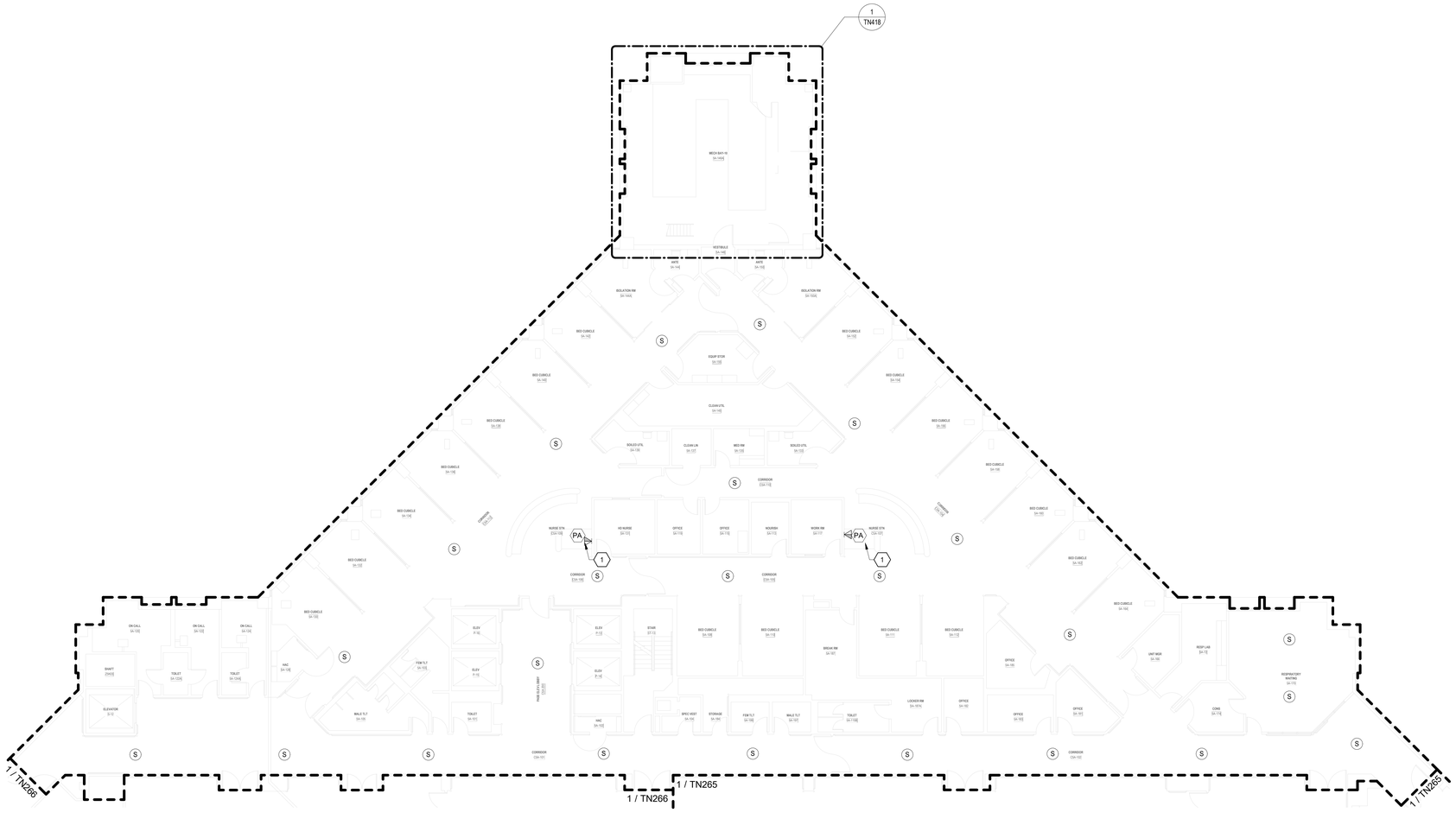

TELECOMMUNICATIONS GENERAL NOTES

A. DRAWING IS DIAGRAMMATIC IN NATURE AND IS NOT TO BE CONSTRUED AS ALL INCLUSIVE; FIELD VERIFY EXISTING CONDITIONS AND ADJUST WORK AS REQUIRED TO EXECUTE SPECIFIED WORK.

B. EXISTING CONDITIONS INDICATED ARE BASED ON GENERAL FIELD NOTES AND HISTORICAL DATA AND DOCUMENTATION AND ARE FOR REFERENCE PURPOSES ONLY TO DEFINE SCOPE OF WORK; FIELD VERIFY ALL CONDITIONS.

C. THIS SITE IS AN ACTIVE WORKING ENVIRONMENT; SYSTEMS SHALL NOT BE SHUTDOWN WITHOUT WRITTEN AUTHORIZATION; ALL REQUESTS SHALL BE SUBMITTED IN WRITING A MINIMUM OF TEN (10) WORKING-DAYS PRIOR TO PROPOSED ACTIVITY DATE OR NEED UNLESS DIRECTED OTHERWISE.

D. SEE T-001 TELECOMMUNICATIONS COVER SHEET FOR SYMBOLS DEFINITION:
1. SYMBOLS GRAYED/ HALFTONE: INDICATED FOR REFERENCE AND/OR INDICATING EXISTING UNLESS SPECIFICALLY NOTED OTHERWISE.
2. SYMBOLS DASHED OR SPECIFICALLY KEYED NOTED: INDICATES DEMOLITION WORK.

E. OWNER SHALL HAVE FIRST SALVAGE RIGHTS FOR ANY DEMOLISHED DEVICES OR MATERIAL.

F. REFER TO TN501 FOR SPEAKER MOUNTING DETAILS.

G. CONTRACTOR TO UTILIZE EXISTING SPEAKER PLACEMENTS FOR INSTALLATION OF NEW SPEAKERS WHEREVER POSSIBLE. TEMPORARILY SUPPORT EXISTING SPEAKERS DURING CONSTRUCTION UNTIL NEW SYSTEM HAS BEEN INSTALLED, TESTED, AND ACCEPTED.

TELECOMMUNICATIONS KEYNOTES

#	
1	INTERACTIVE DESKTOP PA USER INTERFACE CONSOLE; PROVIDE CAT6A WORKSTATION OUTLET AND CABLING BACK TO SERVING ZONE NETWORK CABINET; COORDINATE FINAL LOCATION WITH VAMC.

PARTITION LEGEND

- EXISTING PARTITION
- EXISTING SMOKE PARTITION/ BARRIER TO BE MAINTAINED
- EXISTING 1 HOUR FIRE RATED PARTITION TO BE MAINTAINED
- EXISTING 2 HOUR FIRE RATED PARTITION TO BE MAINTAINED

NOTE: NOT ALL SYMBOLS MAY BE USED

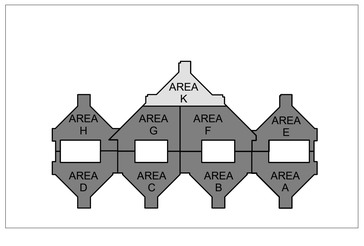

N

1 BLDG 100 - TELECOMMUNICATIONS PLAN - LEVEL 5 - AREA K
3/32" = 1'-0"

FULLY SPRINKLERED

100% BID DOCUMENTS

No.	REVISION DESCRIPTION	DATE

7/18/2025 17:23:58

CONSULTANTS:

ARCHITECT
SPUR DESIGN
312 SW 25TH STREET
OKLAHOMA CITY, OK 73109
(405) 842-6100

MECH / ELEC / PLUMB / TELECOM
SPUR DESIGN
2519 MADISON AVE., STE 100
KANSAS CITY, MO 64108
(913) 369-7200

FIRE PROTECTION ENGINEER
RATED ENGINEERING
609 S. KELLY AVENUE, STE H2
EDMOND, OK 73003
(405) 210-5814

INDUSTRIAL HYGENIST
RIVERFRONT SAFETY & HEALTH
11140 S TOWNE SQUARE, STE 100
ST. LOUIS, MO 63123
(314) 917-0148

PHYSICAL SECURITY
FORCE PROTECT
10901 FRONT BEACH RD, UNIT 1415
PANAMA CITY BEACH, FL 32407
(502) 836-4232

ENGINEER: H2B #: 23-133

H2B, INC.
1225 NORTH LOOP WEST, # 800
HOUSTON, TEXAS 77008
(713) 864-2900

TEXAS FIRM REGISTRATION #: 8856

STAMP:
REGISTERED COMMUNICATIONS DISTRIBUTION DESIGNER
BICSI
KRISTOPHER G HETLAGE
BICSI ID # 328601
EXPIRES 12-31-27
RCDD
7/14/25

Drawing Title
TELECOMMUNICATIONS PLANS - BUILDING 100 - LEVEL 5 - AREA K

VA Health Care System Approval:

Project Title
REPLACE/UPGRADE CAMPUS OVERHEAD PAGING SYSTEM

Location MICHAEL E. DEBAKEY VAMC
2002 HOLCOMBE BLVD
HOUSTON, TX 77030

Date	Checked	Drawn
07/21/2025	KGH	MDT

Project Number **580-25-101**

Building Number

Drawing Number **TN268**

Drawing # 196 OF 231

Veterans Health Administration

VA U.S. Department of Veterans Affairs

VA FORM 08-6231

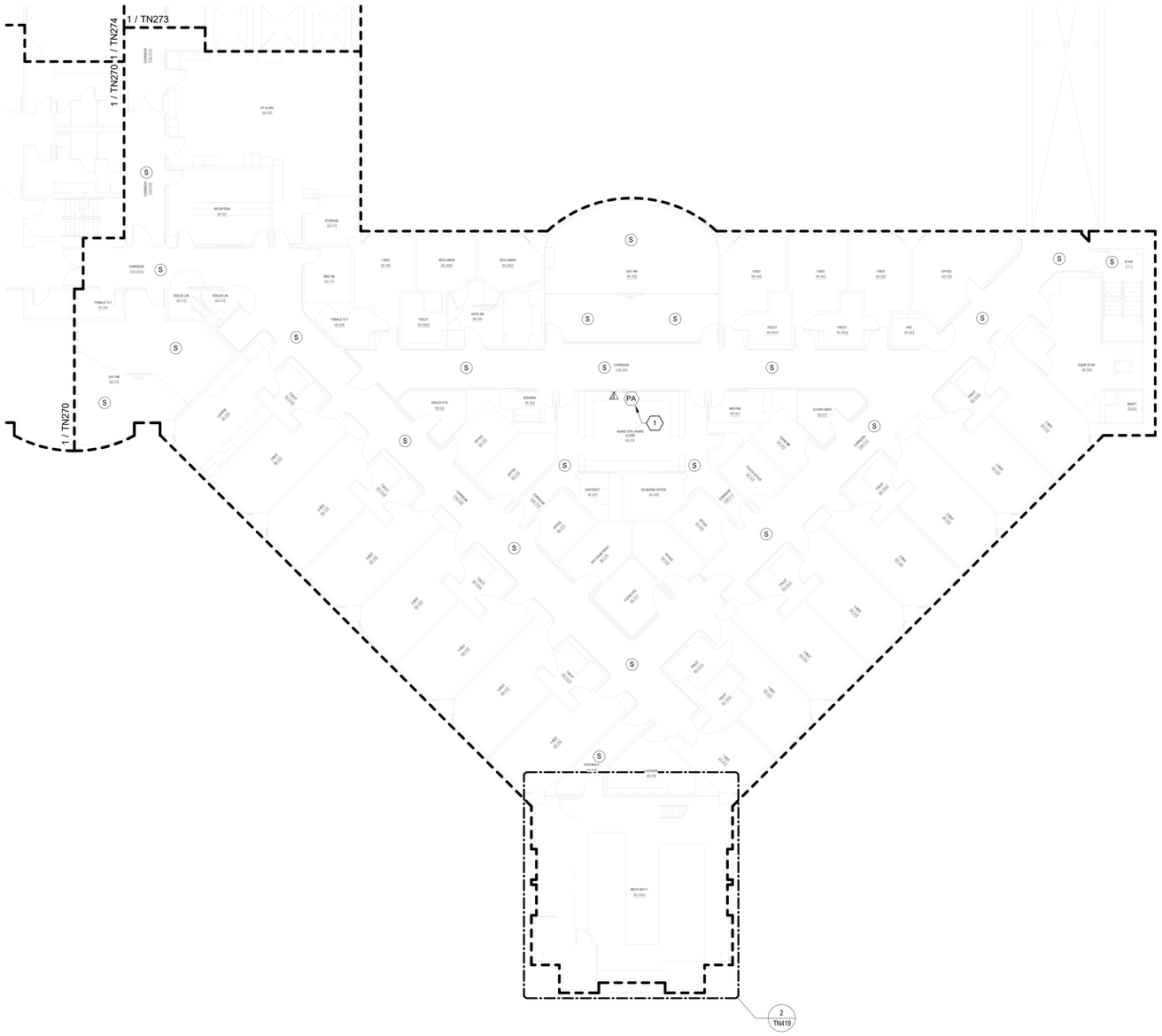

N

1 BLDG 100 - TELECOMMUNICATIONS PLAN - LEVEL 6 - AREA A
3/32" = 1'-0"

TELECOMMUNICATIONS GENERAL NOTES

A. DRAWING IS DIAGRAMMATIC IN NATURE AND IS NOT TO BE CONSTRUED AS ALL INCLUSIVE; FIELD VERIFY EXISTING CONDITIONS AND ADJUST WORK AS REQUIRED TO EXECUTE SPECIFIED WORK.

B. EXISTING CONDITIONS INDICATED ARE BASED ON GENERAL FIELD NOTES AND HISTORICAL DATA AND DOCUMENTATION AND ARE FOR REFERENCE PURPOSES ONLY TO DEFINE SCOPE OF WORK; FIELD VERIFY ALL CONDITIONS.

C. THIS SITE IS AN ACTIVE WORKING ENVIRONMENT; SYSTEMS SHALL NOT BE SHUTDOWN WITHOUT WRITTEN AUTHORIZATION; ALL REQUESTS SHALL BE SUBMITTED IN WRITING A MINIMUM OF TEN (10) WORKING-DAYS PRIOR TO PROPOSED ACTIVITY DATE OR NEED UNLESS DIRECTED OTHERWISE.

D. SEE T-001 TELECOMMUNICATIONS COVER SHEET FOR SYMBOLS DEFINITION:
1. SYMBOLS GRAYED/ HALFTONE: INDICATED FOR REFERENCE AND/OR INDICATING EXISTING UNLESS SPECIFICALLY NOTED OTHERWISE.
2. SYMBOLS DASHED OR SPECIFICALLY KEYED NOTED: INDICATES DEMOLITION WORK.

E. OWNER SHALL HAVE FIRST SALVAGE RIGHTS FOR ANY DEMOLISHED DEVICES OR MATERIAL.

F. REFER TO TN501 FOR SPEAKER MOUNTING DETAILS.

G. CONTRACTOR TO UTILIZE EXISTING SPEAKER PLACEMENTS FOR INSTALLATION OF NEW SPEAKERS WHEREVER POSSIBLE. TEMPORARILY SUPPORT EXISTING SPEAKERS DURING CONSTRUCTION UNTIL NEW SYSTEM HAS BEEN INSTALLED, TESTED, AND ACCEPTED.

TELECOMMUNICATIONS KEYNOTES

#	
1	INTERACTIVE DESKTOP PA USER INTERFACE CONSOLE; PROVIDE CAT6A WORKSTATION OUTLET AND CABLING BACK TO SERVING ZONE NETWORK CABINET; COORDINATE FINAL LOCATION WITH VAMC.

PARTITION LEGEND

- EXISTING PARTITION
- EXISTING SMOKE PARTITION/ BARRIER TO BE MAINTAINED
- EXISTING 1 HOUR FIRE RATED PARTITION TO BE MAINTAINED
- EXISTING 2 HOUR FIRE RATED PARTITION TO BE MAINTAINED

NOTE: NOT ALL SYMBOLS MAY BE USED

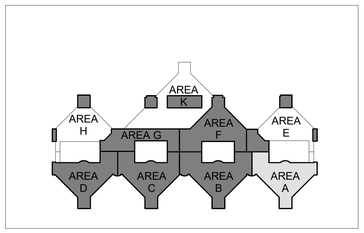

FULLY SPRINKLERED

100% BID DOCUMENTS

No.	REVISION DESCRIPTION	DATE

7/18/2025 17:24:02

CONSULTANTS:

ARCHITECT
SPUR DESIGN
312 SW 25TH STREET
OKLAHOMA CITY, OK 73109
(405) 842-6100

MECH / ELEC / PLUMB / TELECOM
SPUR DESIGN
2519 MADISON AVE., STE 100
KANSAS CITY, MO 64108
(913) 369-7200

FIRE PROTECTION ENGINEER
RATED ENGINEERING
609 S. KELLY AVENUE, STE H2
EDMOND, OK 73003
(405) 210-5814

INDUSTRIAL HYGENIST
RIVERFRONT SAFETY & HEALTH
11140 S TOWNE SQUARE, STE 100
ST. LOUIS, MO 63123
(314) 917-0148

PHYSICAL SECURITY
FORCE PROTECT
10901 FRONT BEACH RD, UNIT 1415
PANAMA CITY BEACH, FL 32407
(502) 836-4232

ENGINEER: H2B #: 23-133

H2B, INC.
1225 NORTH LOOP WEST, # 800
HOUSTON, TEXAS 77008
(713) 864-2900

TEXAS FIRM REGISTRATION #: 8856

STAMP:
REGISTERED COMMUNICATIONS DISTRIBUTION DESIGNER
Bicsi
KRISTOPHER G HETLAGE
BICSI ID # 329601
EXPIRES 12-31-27
RCDD
7/16/25

Drawing Title
TELECOMMUNICATIONS PLANS - BUILDING 100 - LEVEL 6 - AREA A

VA Health Care System Approval:

Project Title
REPLACE/UPGRADE CAMPUS OVERHEAD PAGING SYSTEM

Location MICHAEL E. DEBAKEY VAMC
2002 HOLCOMBE BLVD
HOUSTON, TX 77030

Date	Checked	Drawn
07/21/2025	KGH	MDT

Project Number **580-25-101**

Building Number 100

Drawing Number **TN269**

Drawing # 197 OF 231

Veterans Health Administration

VA U.S. Department of Veterans Affairs

VA FORM 08-6231

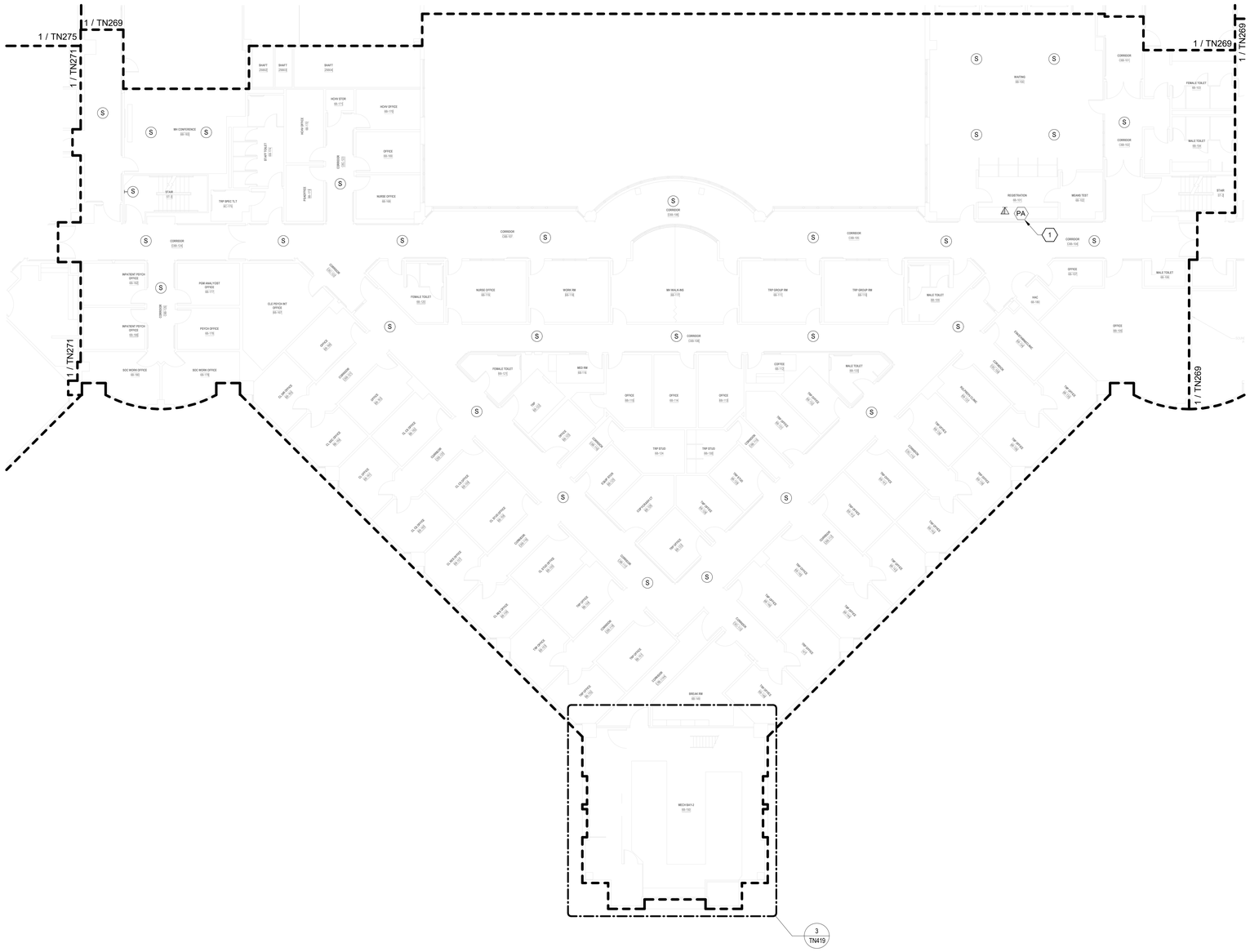

TELECOMMUNICATIONS GENERAL NOTES

A. DRAWING IS DIAGRAMMATIC IN NATURE AND IS NOT TO BE CONSTRUED AS ALL INCLUSIVE; FIELD VERIFY EXISTING CONDITIONS AND ADJUST WORK AS REQUIRED TO EXECUTE SPECIFIED WORK.

B. EXISTING CONDITIONS INDICATED ARE BASED ON GENERAL FIELD NOTES AND HISTORICAL DATA AND DOCUMENTATION AND ARE FOR REFERENCE PURPOSES ONLY TO DEFINE SCOPE OF WORK; FIELD VERIFY ALL CONDITIONS.

C. THIS SITE IS AN ACTIVE WORKING ENVIRONMENT; SYSTEMS SHALL NOT BE SHUTDOWN WITHOUT WRITTEN AUTHORIZATION; ALL REQUESTS SHALL BE SUBMITTED IN WRITING A MINIMUM OF TEN (10) WORKING-DAYS PRIOR TO PROPOSED ACTIVITY DATE OR NEED UNLESS DIRECTED OTHERWISE.

D. SEE T-001 TELECOMMUNICATIONS COVER SHEET FOR SYMBOLS DEFINITION:
1. SYMBOLS GRAYED/ HALFTONE: INDICATED FOR REFERENCE AND/OR INDICATING EXISTING UNLESS SPECIFICALLY NOTED OTHERWISE.
2. SYMBOLS DASHED OR SPECIFICALLY KEYED NOTED: INDICATES DEMOLITION WORK.

E. OWNER SHALL HAVE FIRST SALVAGE RIGHTS FOR ANY DEMOLISHED DEVICES OR MATERIAL.

F. REFER TO TN501 FOR SPEAKER MOUNTING DETAILS.

G. CONTRACTOR TO UTILIZE EXISTING SPEAKER PLACEMENTS FOR INSTALLATION OF NEW SPEAKERS WHEREVER POSSIBLE. TEMPORARILY SUPPORT EXISTING SPEAKERS DURING CONSTRUCTION UNTIL NEW SYSTEM HAS BEEN INSTALLED, TESTED, AND ACCEPTED.

TELECOMMUNICATIONS KEYNOTES

#	
1	INTERACTIVE DESKTOP PA USER INTERFACE CONSOLE; PROVIDE CAT6A WORKSTATION OUTLET AND CABLING BACK TO SERVING ZONE NETWORK CABINET; COORDINATE FINAL LOCATION WITH VAMC.

PARTITION LEGEND

- EXISTING PARTITION
- EXISTING SMOKE PARTITION/ BARRIER TO BE MAINTAINED
- EXISTING 1 HOUR FIRE RATED PARTITION TO BE MAINTAINED
- EXISTING 2 HOUR FIRE RATED PARTITION TO BE MAINTAINED

NOTE: NOT ALL SYMBOLS MAY BE USED

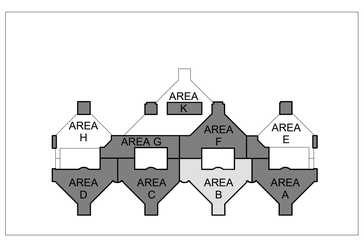

N

1 BLDG 100 - TELECOMMUNICATIONS PLAN - LEVEL 6 - AREA B
3/32" = 1'-0"

FULLY SPRINKLERED

100% BID DOCUMENTS

No.	REVISION DESCRIPTION	DATE

CONSULTANTS:

ARCHITECT
SPUR DESIGN
312 SW 25TH STREET
OKLAHOMA CITY, OK 73109
(405) 842-6100

MECH / ELEC / PLUMB / TELECOM
SPUR DESIGN
2519 MADISON AVE., STE 100
KANSAS CITY, MO 64108
(913) 369-7200

FIRE PROTECTION ENGINEER
RATED ENGINEERING
609 S. KELLY AVENUE, STE H2
EDMOND, OK 73003
(405) 210-5814

INDUSTRIAL HYGENIST
RIVERFRONT SAFETY & HEALTH
11140 S TOWNE SQUARE, STE 100
ST. LOUIS, MO 63123
(314) 917-0148

PHYSICAL SECURITY
FORCE PROTECT
10901 FRONT BEACH RD, UNIT 1415
PANAMA CITY BEACH, FL 32407
(502) 836-4232

ENGINEER: H2B #: 23-133

H2B, INC.
1225 NORTH LOOP WEST, # 800
HOUSTON, TEXAS 77008
(713) 864-2900

TEXAS FIRM REGISTRATION #: 8856

STAMP:
REGISTERED COMMUNICATIONS DISTRIBUTION DESIGNER
BICSI
KRISTOPHER G HETLAGE
BICSI ID # 328601
EXPIRES 12-31-27
RCDD
7/17/25

Drawing Title
TELECOMMUNICATIONS PLANS - BUILDING 100 - LEVEL 6 - AREA B

VA Health Care System Approval:

Project Title
REPLACE/UPGRADE CAMPUS OVERHEAD PAGING SYSTEM

Location MICHAEL E. DEBAKEY VAMC
2002 HOLCOMBE BLVD
HOUSTON, TX 77030

Date **07/21/2025** | Checked KGH | Drawn MDT

Project Number **580-25-101**

Building Number

Drawing Number
TN270
Drawing # 198 OF 231

Veterans Health Administration

VA U.S. Department of Veterans Affairs

7/18/2025 17:24:07

VA FORM 08-6231

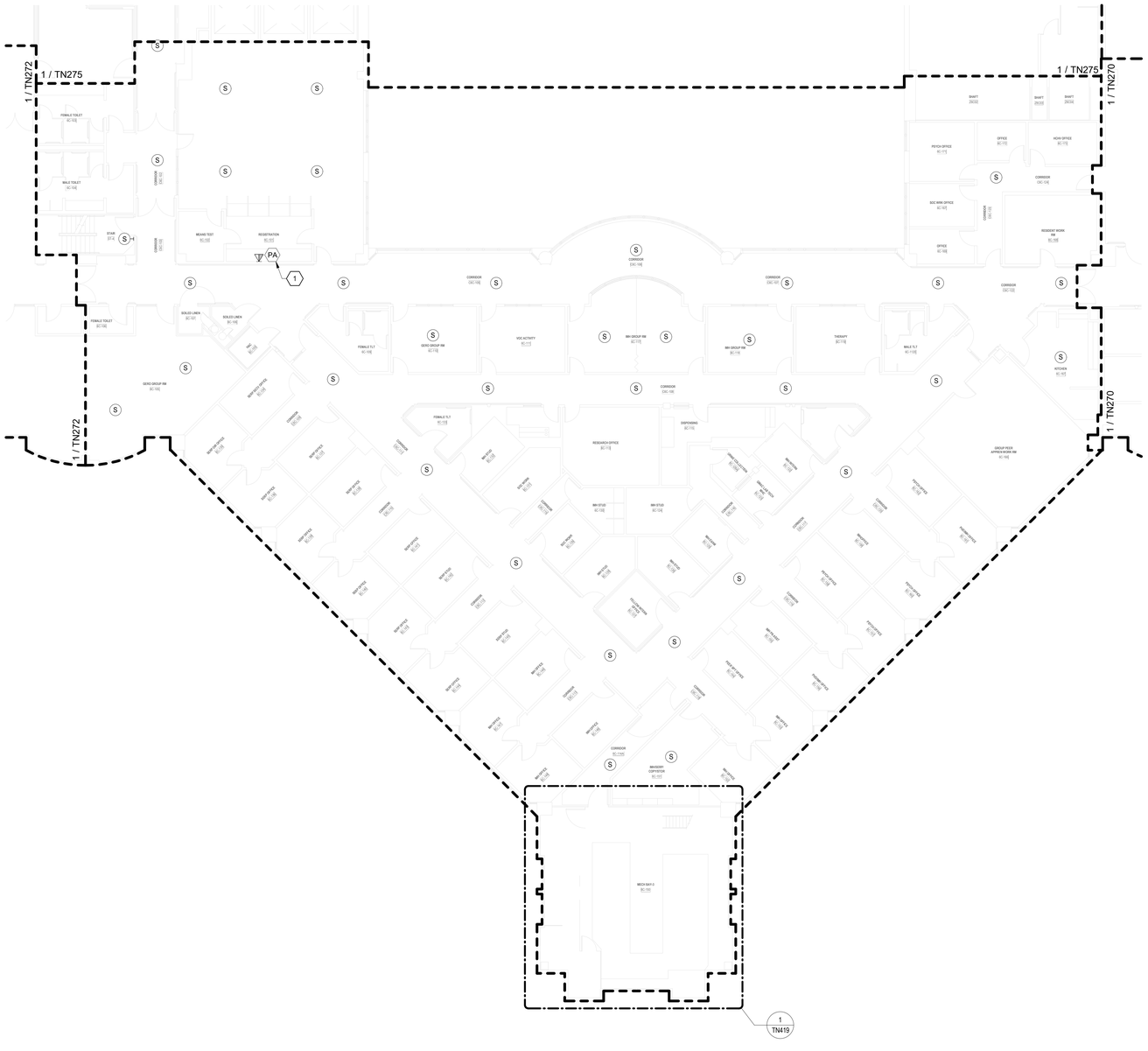

TELECOMMUNICATIONS GENERAL NOTES

A. DRAWING IS DIAGRAMMATIC IN NATURE AND IS NOT TO BE CONSTRUED AS ALL INCLUSIVE; FIELD VERIFY EXISTING CONDITIONS AND ADJUST WORK AS REQUIRED TO EXECUTE SPECIFIED WORK.

B. EXISTING CONDITIONS INDICATED ARE BASED ON GENERAL FIELD NOTES AND HISTORICAL DATA AND DOCUMENTATION AND ARE FOR REFERENCE PURPOSES ONLY TO DEFINE SCOPE OF WORK; FIELD VERIFY ALL CONDITIONS.

C. THIS SITE IS AN ACTIVE WORKING ENVIRONMENT; SYSTEMS SHALL NOT BE SHUTDOWN WITHOUT WRITTEN AUTHORIZATION; ALL REQUESTS SHALL BE SUBMITTED IN WRITING A MINIMUM OF TEN (10) WORKING-DAYS PRIOR TO PROPOSED ACTIVITY DATE OR NEED UNLESS DIRECTED OTHERWISE.

D. SEE T-001 TELECOMMUNICATIONS COVER SHEET FOR SYMBOLS DEFINITION:
1. SYMBOLS GRAYED/ HALFTONE: INDICATED FOR REFERENCE AND/OR INDICATING EXISTING UNLESS SPECIFICALLY NOTED OTHERWISE.
2. SYMBOLS DASHED OR SPECIFICALLY KEYED NOTED: INDICATES DEMOLITION WORK.

E. OWNER SHALL HAVE FIRST SALVAGE RIGHTS FOR ANY DEMOLISHED DEVICES OR MATERIAL.

F. REFER TO TN501 FOR SPEAKER MOUNTING DETAILS.

G. CONTRACTOR TO UTILIZE EXISTING SPEAKER PLACEMENTS FOR INSTALLATION OF NEW SPEAKERS WHEREVER POSSIBLE. TEMPORARILY SUPPORT EXISTING SPEAKERS DURING CONSTRUCTION UNTIL NEW SYSTEM HAS BEEN INSTALLED, TESTED, AND ACCEPTED.

TELECOMMUNICATIONS KEYNOTES

#	
1	INTERACTIVE DESKTOP PA USER INTERFACE CONSOLE; PROVIDE CAT6A WORKSTATION OUTLET AND CABLING BACK TO SERVING ZONE NETWORK CABINET; COORDINATE FINAL LOCATION WITH VAMC.

PARTITION LEGEND

- EXISTING PARTITION
- EXISTING SMOKE PARTITION/ BARRIER TO BE MAINTAINED
- EXISTING 1 HOUR FIRE RATED PARTITION TO BE MAINTAINED
- EXISTING 2 HOUR FIRE RATED PARTITION TO BE MAINTAINED

NOTE: NOT ALL SYMBOLS MAY BE USED

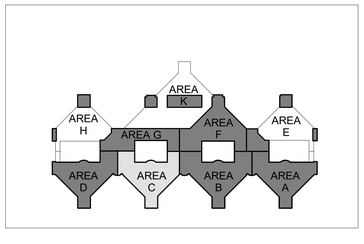

N

1 BLDG 100 - TELECOMMUNICATIONS PLAN - LEVEL 6 - AREA C
3/32" = 1'-0"

FULLY SPRINKLERED

100% BID DOCUMENTS

No.	REVISION DESCRIPTION	DATE

CONSULTANTS:

ARCHITECT
SPUR DESIGN
312 SW 25TH STREET
OKLAHOMA CITY, OK 73109
(405) 842-6100

MECH / ELEC / PLUMB / TELECOM
SPUR DESIGN
2519 MADISON AVE., STE 100
KANSAS CITY, MO 64108
(913) 369-7200

FIRE PROTECTION ENGINEER
RATED ENGINEERING
609 S. KELLY AVENUE, STE H2
EDMOND, OK 73003
(405) 210-5814

INDUSTRIAL HYGENIST
RIVERFRONT SAFETY & HEALTH
11140 S TOWNE SQUARE, STE 100
ST. LOUIS, MO 63123
(314) 917-0148

PHYSICAL SECURITY
FORCE PROTECT
10901 FRONT BEACH RD, UNIT 1415
PANAMA CITY BEACH, FL 32407
(502) 836-4232

ENGINEER: H2B #: 23-133

H2B, INC.
1225 NORTH LOOP WEST, # 800
HOUSTON, TEXAS 77008
(713) 864-2900

TEXAS FIRM REGISTRATION #: 8856

STAMP:
REGISTERED COMMUNICATIONS DISTRIBUTION DESIGNER
BICSI
KRISTOPHER G HETLAGE
BICSI ID # 328500
EXPIRES 12-31-27
RCDD
7/18/25

Drawing Title
TELECOMMUNICATIONS PLANS - BUILDING 100 - LEVEL 6 - AREA C

VA Health Care System Approval:

Project Title
REPLACE/UPGRADE CAMPUS OVERHEAD PAGING SYSTEM

Location MICHAEL E. DEBAKEY VAMC
2002 HOLCOMBE BLVD
HOUSTON, TX 77030

Date	Checked	Drawn
07/21/2025	KGH	MDT

Project Number **580-25-101**

Building Number 100

Drawing Number **TN271**

Drawing # 199 OF 231

Veterans Health Administration

U.S. Department of Veterans Affairs

7/18/2025 17:24:12

VA FORM 08-6231

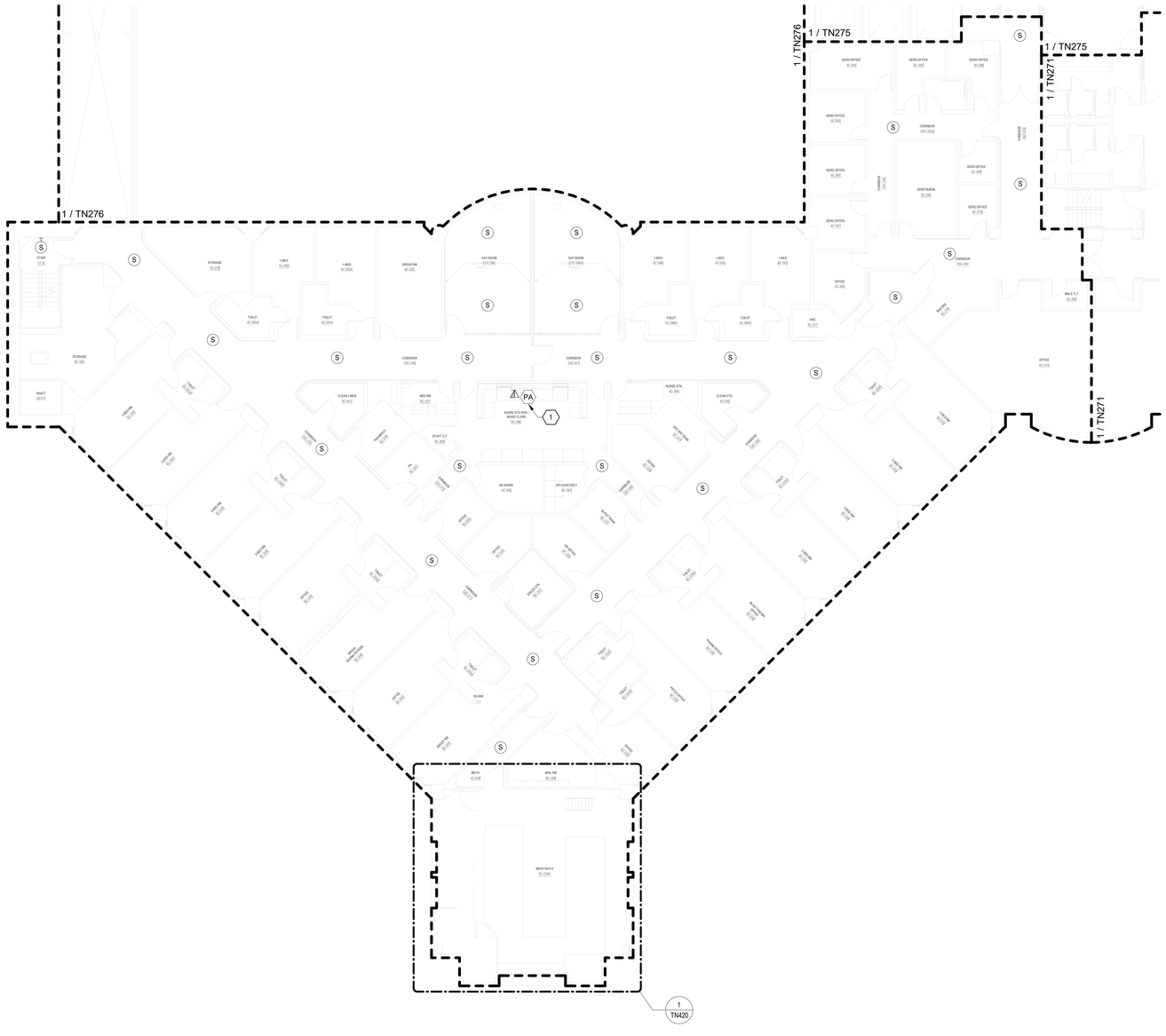

TELECOMMUNICATIONS GENERAL NOTES

A. DRAWING IS DIAGRAMMATIC IN NATURE AND IS NOT TO BE CONSTRUED AS ALL INCLUSIVE; FIELD VERIFY EXISTING CONDITIONS AND ADJUST WORK AS REQUIRED TO EXECUTE SPECIFIED WORK.

B. EXISTING CONDITIONS INDICATED ARE BASED ON GENERAL FIELD NOTES AND HISTORICAL DATA AND DOCUMENTATION AND ARE FOR REFERENCE PURPOSES ONLY TO DEFINE SCOPE OF WORK; FIELD VERIFY ALL CONDITIONS.

C. THIS SITE IS AN ACTIVE WORKING ENVIRONMENT; SYSTEMS SHALL NOT BE SHUTDOWN WITHOUT WRITTEN AUTHORIZATION; ALL REQUESTS SHALL BE SUBMITTED IN WRITING A MINIMUM OF TEN (10) WORKING-DAYS PRIOR TO PROPOSED ACTIVITY DATE OR NEED UNLESS DIRECTED OTHERWISE.

D. SEE T-001 TELECOMMUNICATIONS COVER SHEET FOR SYMBOLS DEFINITION:
1. SYMBOLS GRAYED/ HALFTONE: INDICATED FOR REFERENCE AND/OR INDICATING EXISTING UNLESS SPECIFICALLY NOTED OTHERWISE.
2. SYMBOLS DASHED OR SPECIFICALLY KEYED NOTED: INDICATES DEMOLITION WORK.

E. OWNER SHALL HAVE FIRST SALVAGE RIGHTS FOR ANY DEMOLISHED DEVICES OR MATERIAL.

F. REFER TO TN501 FOR SPEAKER MOUNTING DETAILS.

G. CONTRACTOR TO UTILIZE EXISTING SPEAKER PLACEMENTS FOR INSTALLATION OF NEW SPEAKERS WHEREVER POSSIBLE. TEMPORARILY SUPPORT EXISTING SPEAKERS DURING CONSTRUCTION UNTIL NEW SYSTEM HAS BEEN INSTALLED, TESTED, AND ACCEPTED.

TELECOMMUNICATIONS KEYNOTES

#	
1	INTERACTIVE DESKTOP PA USER INTERFACE CONSOLE; PROVIDE CAT6A WORKSTATION OUTLET AND CABLING BACK TO SERVING ZONE NETWORK CABINET; COORDINATE FINAL LOCATION WITH VAMC.

PARTITION LEGEND

- EXISTING PARTITION
- EXISTING SMOKE PARTITION/ BARRIER TO BE MAINTAINED
- EXISTING 1 HOUR FIRE RATED PARTITION TO BE MAINTAINED
- EXISTING 2 HOUR FIRE RATED PARTITION TO BE MAINTAINED

NOTE: NOT ALL SYMBOLS MAY BE USED

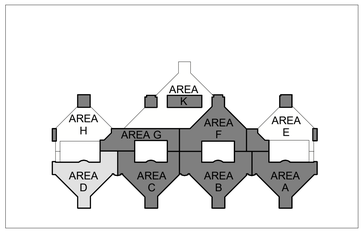

N

1 BLDG 100 - TELECOMMUNICATIONS PLAN - LEVEL 6 - AREA D
3/32" = 1'-0"

FULLY SPRINKLERED

100% BID DOCUMENTS

No.	REVISION DESCRIPTION	DATE

CONSULTANTS:

ARCHITECT
SPUR DESIGN
312 SW 25TH STREET
OKLAHOMA CITY, OK 73109
(405) 842-6100

MECH / ELEC / PLUMB / TELECOM
SPUR DESIGN
2519 MADISON AVE., STE 100
KANSAS CITY, MO 64108
(913) 369-7200

FIRE PROTECTION ENGINEER
RATED ENGINEERING
609 S. KELLY AVENUE, STE H2
EDMOND, OK 73003
(405) 210-5814

INDUSTRIAL HYGENIST
RIVERFRONT SAFETY & HEALTH
11140 S TOWNE SQUARE, STE 100
ST. LOUIS, MO 63123
(314) 917-0148

PHYSICAL SECURITY
FORCE PROTECT
10901 FRONT BEACH RD, UNIT 1415
PANAMA CITY BEACH, FL 32407
(502) 836-4232

ENGINEER: H2B #: 23-133

H2B

H2B, INC.
1225 NORTH LOOP WEST, # 800
HOUSTON, TEXAS 77008
(713) 864-2900

TEXAS FIRM REGISTRATION #: 8856

STAMP:
REGISTERED COMMUNICATIONS DISTRIBUTION DESIGNER
Bicsi
KRISTOPHER G HETLAGE
BICSI ID # 329601
EXPIRES 12-31-27
RCDD
7/16/25

Drawing Title
TELECOMMUNICATIONS PLANS - BUILDING 100 - LEVEL 6 - AREA D

VA Health Care System Approval:

Project Title
REPLACE/UPGRADE CAMPUS OVERHEAD PAGING SYSTEM

Location MICHAEL E. DEBAKEY VAMC
2002 HOLCOMBE BLVD
HOUSTON, TX 77030

Date **07/21/2025** | Checked KGH | Drawn MDT

Project Number **580-25-101**

Building Number 100

Drawing Number
TN272
Drawing # 200 OF 231

Veterans Health Administration

VA U.S. Department of Veterans Affairs

7/18/2025 17:24:16

VA FORM 08-6231

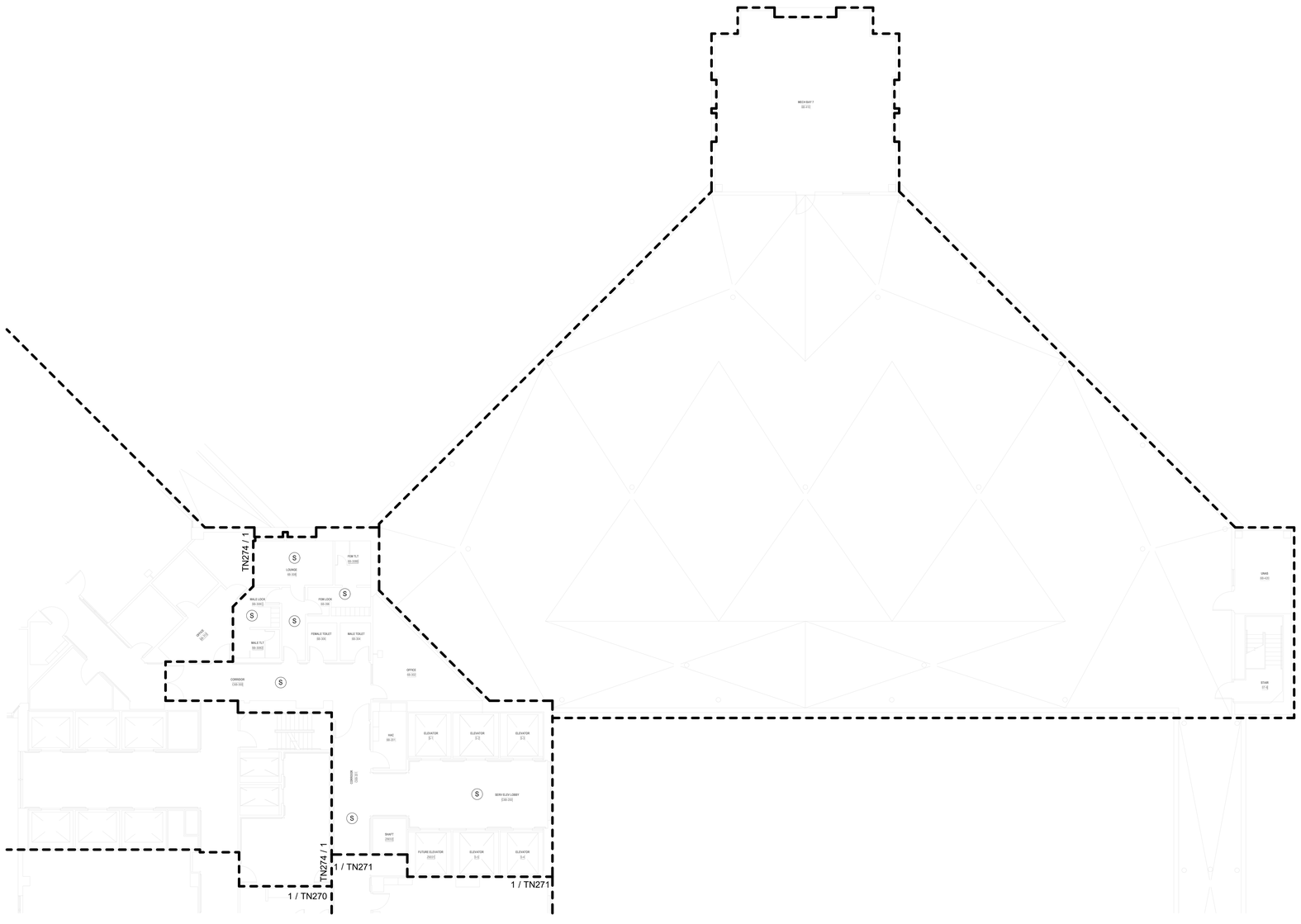

TELECOMMUNICATIONS GENERAL NOTES

A. DRAWING IS DIAGRAMMATIC IN NATURE AND IS NOT TO BE CONSTRUED AS ALL INCLUSIVE; FIELD VERIFY EXISTING CONDITIONS AND ADJUST WORK AS REQUIRED TO EXECUTE SPECIFIED WORK.

B. EXISTING CONDITIONS INDICATED ARE BASED ON GENERAL FIELD NOTES AND HISTORICAL DATA AND DOCUMENTATION AND ARE FOR REFERENCE PURPOSES ONLY TO DEFINE SCOPE OF WORK; FIELD VERIFY ALL CONDITIONS.

C. THIS SITE IS AN ACTIVE WORKING ENVIRONMENT; SYSTEMS SHALL NOT BE SHUTDOWN WITHOUT WRITTEN AUTHORIZATION; ALL REQUESTS SHALL BE SUBMITTED IN WRITING A MINIMUM OF TEN (10) WORKING-DAYS PRIOR TO PROPOSED ACTIVITY DATE OR NEED UNLESS DIRECTED OTHERWISE.

D. SEE T-001 TELECOMMUNICATIONS COVER SHEET FOR SYMBOLS DEFINITION:
1. SYMBOLS GRAYED/ HALFTONE: INDICATED FOR REFERENCE AND/OR INDICATING EXISTING UNLESS SPECIFICALLY NOTED OTHERWISE.
2. SYMBOLS DASHED OR SPECIFICALLY KEYED NOTED: INDICATES DEMOLITION WORK.

E. OWNER SHALL HAVE FIRST SALVAGE RIGHTS FOR ANY DEMOLISHED DEVICES OR MATERIAL.

F. REFER TO TN501 FOR SPEAKER MOUNTING DETAILS.

G. CONTRACTOR TO UTILIZE EXISTING SPEAKER PLACEMENTS FOR INSTALLATION OF NEW SPEAKERS WHEREVER POSSIBLE. TEMPORARILY SUPPORT EXISTING SPEAKERS DURING CONSTRUCTION UNTIL NEW SYSTEM HAS BEEN INSTALLED, TESTED, AND ACCEPTED.

PARTITION LEGEND

- EXISTING PARTITION
- EXISTING SMOKE PARTITION/ BARRIER TO BE MAINTAINED
- EXISTING 1 HOUR FIRE RATED PARTITION TO BE MAINTAINED
- EXISTING 2 HOUR FIRE RATED PARTITION TO BE MAINTAINED

NOTE: NOT ALL SYMBOLS MAY BE USED

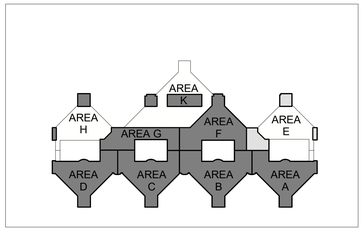

N

1 BLDG 100 - TELECOMMUNICATIONS PLAN - LEVEL 6 - AREA E
3/32" = 1'-0"

FULLY SPRINKLERED

100% BID DOCUMENTS

No.	REVISION DESCRIPTION	DATE

CONSULTANTS:

ARCHITECT
SPUR DESIGN
312 SW 25TH STREET
OKLAHOMA CITY, OK 73109
(405) 842-6100

MECH / ELEC / PLUMB / TELECOM
SPUR DESIGN
2519 MADISON AVE., STE 100
KANSAS CITY, MO 64108
(913) 369-7200

FIRE PROTECTION ENGINEER
RATED ENGINEERING
609 S. KELLY AVENUE, STE H2
EDMOND, OK 73003
(405) 210-5814

INDUSTRIAL HYGIENIST
RIVERFRONT SAFETY & HEALTH
11140 S TOWNE SQUARE, STE 100
ST. LOUIS, MO 63123
(314) 917-0148

PHYSICAL SECURITY
FORCE PROTECT
10901 FRONT BEACH RD, UNIT 1415
PANAMA CITY BEACH, FL 32407
(502) 836-4232

ENGINEER: H2B #: 23-133

H2B

H2B, INC.
1225 NORTH LOOP WEST, # 800
HOUSTON, TEXAS 77008
(713) 864-2900

TEXAS FIRM REGISTRATION #: 8856

STAMP:
REGISTERED COMMUNICATIONS DISTRIBUTION DESIGNER
BICSI
KRISTOPHER D HETLAGE
BICSI ID # 328601
EXPIRES 12-31-27
RCDD
7/14/25

Drawing Title
TELECOMMUNICATIONS PLANS - BUILDING 100 - LEVEL 6 - AREA E

VA Health Care System Approval:

Project Title
REPLACE/UPGRADE CAMPUS OVERHEAD PAGING SYSTEM

Location MICHAEL E. DEBAKEY VAMC
2002 HOLCOMBE BLVD
HOUSTON, TX 77030

Date **07/21/2025** | Checked KGH | Drawn MDT

Project Number **580-25-101**

Building Number

Drawing Number
TN273
Drawing # 201 OF 231

Veterans Health Administration

VA U.S. Department of Veterans Affairs

7/18/2025 17:24:18

VA FORM 08-6231

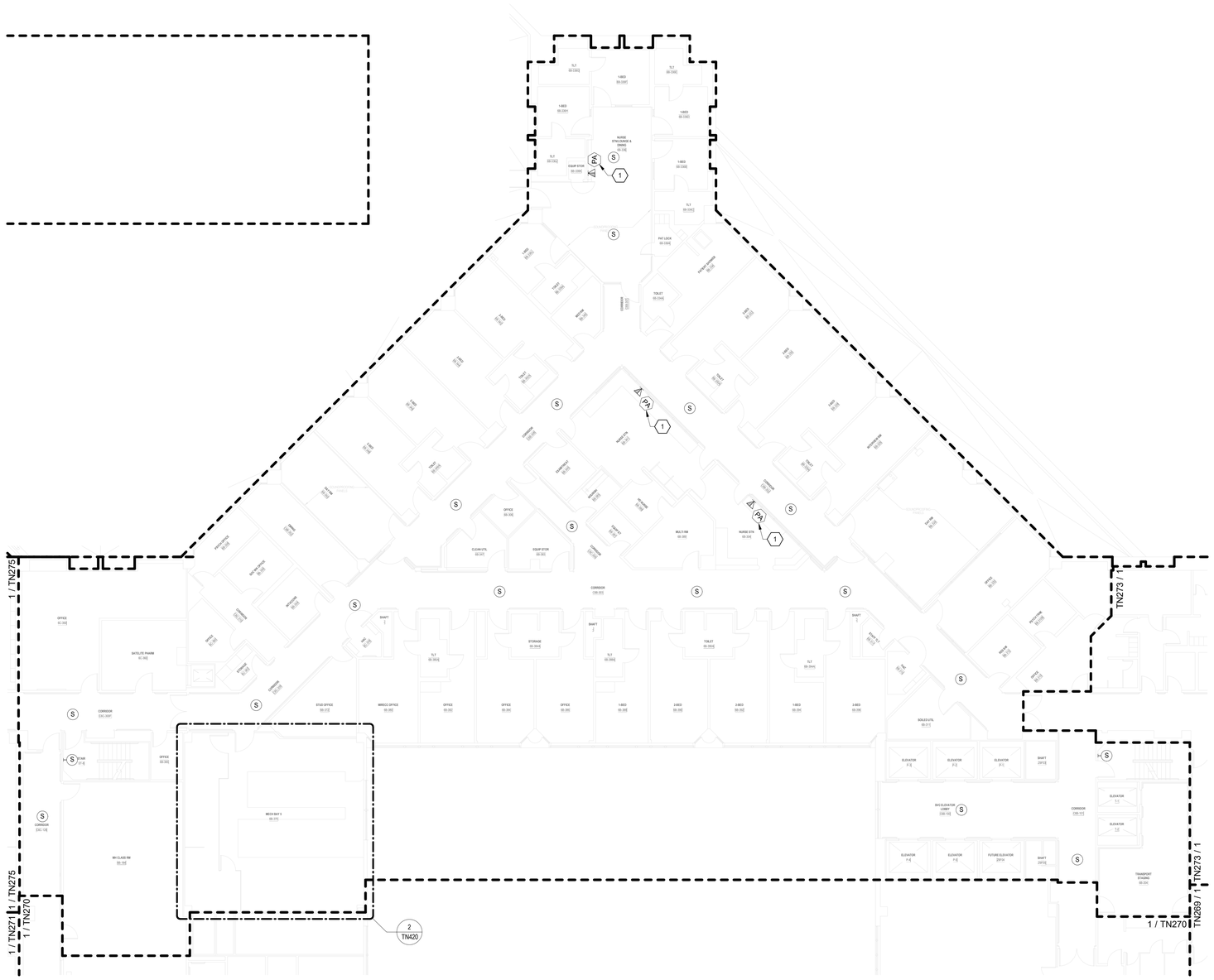

TELECOMMUNICATIONS GENERAL NOTES

A. DRAWING IS DIAGRAMMATIC IN NATURE AND IS NOT TO BE CONSTRUED AS ALL INCLUSIVE; FIELD VERIFY EXISTING CONDITIONS AND ADJUST WORK AS REQUIRED TO EXECUTE SPECIFIED WORK.

B. EXISTING CONDITIONS INDICATED ARE BASED ON GENERAL FIELD NOTES AND HISTORICAL DATA AND DOCUMENTATION AND ARE FOR REFERENCE PURPOSES ONLY TO DEFINE SCOPE OF WORK; FIELD VERIFY ALL CONDITIONS.

C. THIS SITE IS AN ACTIVE WORKING ENVIRONMENT; SYSTEMS SHALL NOT BE SHUTDOWN WITHOUT WRITTEN AUTHORIZATION; ALL REQUESTS SHALL BE SUBMITTED IN WRITING A MINIMUM OF TEN (10) WORKING-DAYS PRIOR TO PROPOSED ACTIVITY DATE OR NEED UNLESS DIRECTED OTHERWISE.

D. SEE T-001 TELECOMMUNICATIONS COVER SHEET FOR SYMBOLS DEFINITION:
1. SYMBOLS GRAYED/ HALFTONE: INDICATED FOR REFERENCE AND/OR INDICATING EXISTING UNLESS SPECIFICALLY NOTED OTHERWISE.
2. SYMBOLS DASHED OR SPECIFICALLY KEYED NOTED: INDICATES DEMOLITION WORK.

E. OWNER SHALL HAVE FIRST SALVAGE RIGHTS FOR ANY DEMOLISHED DEVICES OR MATERIAL.

F. REFER TO TN501 FOR SPEAKER MOUNTING DETAILS.

G. CONTRACTOR TO UTILIZE EXISTING SPEAKER PLACEMENTS FOR INSTALLATION OF NEW SPEAKERS WHEREVER POSSIBLE. TEMPORARILY SUPPORT EXISTING SPEAKERS DURING CONSTRUCTION UNTIL NEW SYSTEM HAS BEEN INSTALLED, TESTED, AND ACCEPTED.

TELECOMMUNICATIONS KEYNOTES

#	
1	INTERACTIVE DESKTOP PA USER INTERFACE CONSOLE; PROVIDE CAT6A WORKSTATION OUTLET AND CABLING BACK TO SERVING ZONE NETWORK CABINET; COORDINATE FINAL LOCATION WITH VAMC.

PARTITION LEGEND

- EXISTING PARTITION
- EXISTING SMOKE PARTITION/ BARRIER TO BE MAINTAINED
- EXISTING 1 HOUR FIRE RATED PARTITION TO BE MAINTAINED
- EXISTING 2 HOUR FIRE RATED PARTITION TO BE MAINTAINED

NOTE: NOT ALL SYMBOLS MAY BE USED

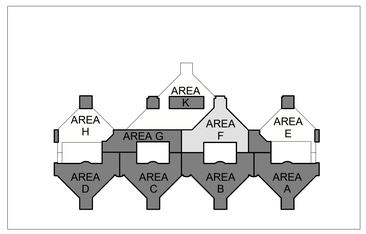

N

1 BLDG 100 - TELECOMMUNICATIONS PLAN - LEVEL 6 - AREA F
3/32" = 1'-0"

FULLY SPRINKLERED

100% BID DOCUMENTS

No.	REVISION DESCRIPTION	DATE

CONSULTANTS:

ARCHITECT
SPUR DESIGN
312 SW 25TH STREET
OKLAHOMA CITY, OK 73109
(405) 842-6100

MECH / ELEC / PLUMB / TELECOM
SPUR DESIGN
2519 MADISON AVE., STE 100
KANSAS CITY, MO 64108
(913) 369-7200

FIRE PROTECTION ENGINEER
RATED ENGINEERING
609 S. KELLY AVENUE, STE H2
EDMOND, OK 73003
(405) 210-5814

INDUSTRIAL HYGENIST
RIVERFRONT SAFETY & HEALTH
11140 S TOWNE SQUARE, STE 100
ST. LOUIS, MO 63123
(314) 917-0148

PHYSICAL SECURITY
FORCE PROTECT
10901 FRONT BEACH RD, UNIT 1415
PANAMA CITY BEACH, FL 32407
(502) 836-4232

ENGINEER: H2B #: 23-133

H2B, INC.
1225 NORTH LOOP WEST, # 800
HOUSTON, TEXAS 77008
(713) 864-2900

TEXAS FIRM REGISTRATION #: 8856

STAMP:
REGISTERED COMMUNICATIONS DISTRIBUTION DESIGNER
BICSI
KRISTOPHER G HETLAGE
BICSI ID # 328600
EXPIRES 12-31-27
RCDD
7/18/25

Drawing Title
TELECOMMUNICATIONS PLANS - BUILDING 100 - LEVEL 6 - AREA F

VA Health Care System Approval:

Project Title
REPLACE/UPGRADE CAMPUS OVERHEAD PAGING SYSTEM

Location: MICHAEL E. DEBAKEY VAMC, 2002 HOLCOMBE BLVD, HOUSTON, TX 77030

Date	Checked	Drawn
07/21/2025	KGH	MDT

Project Number: **580-25-101**

Building Number:

Drawing Number: **TN274**

Drawing # 202 OF 231

Veterans Health Administration

VA | U.S. Department of Veterans Affairs

7/18/2025 17:24:23

VA FORM 08-6231

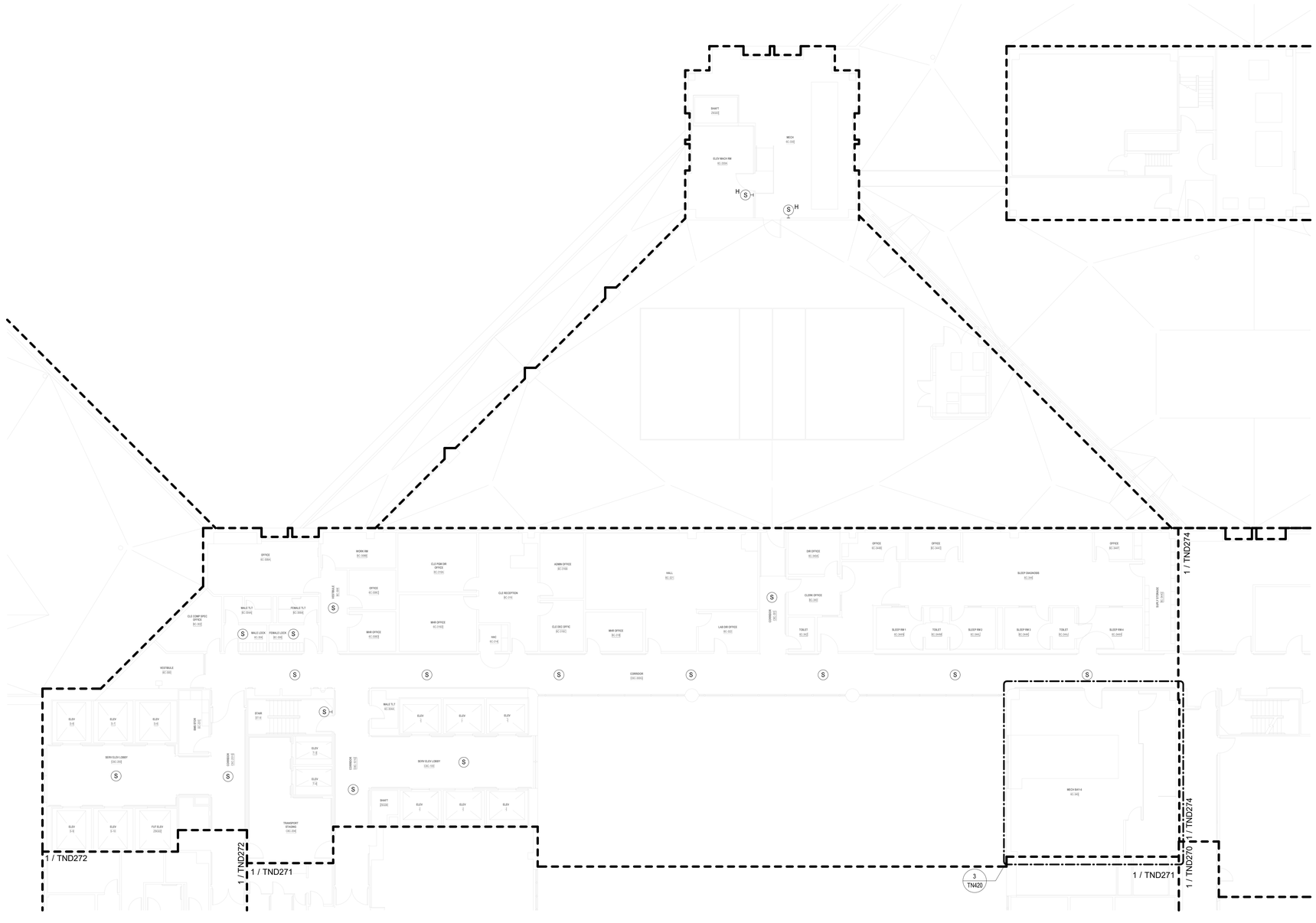

TELECOMMUNICATIONS GENERAL NOTES

A. DRAWING IS DIAGRAMMATIC IN NATURE AND IS NOT TO BE CONSTRUED AS ALL INCLUSIVE; FIELD VERIFY EXISTING CONDITIONS AND ADJUST WORK AS REQUIRED TO EXECUTE SPECIFIED WORK.

B. EXISTING CONDITIONS INDICATED ARE BASED ON GENERAL FIELD NOTES AND HISTORICAL DATA AND DOCUMENTATION AND ARE FOR REFERENCE PURPOSES ONLY TO DEFINE SCOPE OF WORK; FIELD VERIFY ALL CONDITIONS.

C. THIS SITE IS AN ACTIVE WORKING ENVIRONMENT; SYSTEMS SHALL NOT BE SHUTDOWN WITHOUT WRITTEN AUTHORIZATION; ALL REQUESTS SHALL BE SUBMITTED IN WRITING A MINIMUM OF TEN (10) WORKING-DAYS PRIOR TO PROPOSED ACTIVITY DATE OR NEED UNLESS DIRECTED OTHERWISE.

D. SEE T-001 TELECOMMUNICATIONS COVER SHEET FOR SYMBOLS DEFINITION:
1. SYMBOLS GRAYED/ HALFTONE: INDICATED FOR REFERENCE AND/OR INDICATING EXISTING UNLESS SPECIFICALLY NOTED OTHERWISE.
2. SYMBOLS DASHED OR SPECIFICALLY KEYED NOTED: INDICATES DEMOLITION WORK.

E. OWNER SHALL HAVE FIRST SALVAGE RIGHTS FOR ANY DEMOLISHED DEVICES OR MATERIAL.

F. REFER TO TN501 FOR SPEAKER MOUNTING DETAILS.

G. CONTRACTOR TO UTILIZE EXISTING SPEAKER PLACEMENTS FOR INSTALLATION OF NEW SPEAKERS WHEREVER POSSIBLE. TEMPORARILY SUPPORT EXISTING SPEAKERS DURING CONSTRUCTION UNTIL NEW SYSTEM HAS BEEN INSTALLED, TESTED, AND ACCEPTED.

PARTITION LEGEND

- EXISTING PARTITION
- EXISTING SMOKE PARTITION/ BARRIER TO BE MAINTAINED
- EXISTING 1 HOUR FIRE RATED PARTITION TO BE MAINTAINED
- EXISTING 2 HOUR FIRE RATED PARTITION TO BE MAINTAINED

NOTE: NOT ALL SYMBOLS MAY BE USED

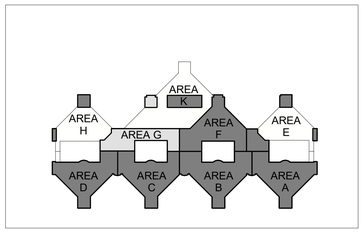

N

1 BLDG 100 - TELECOMMUNICATIONS PLAN - LEVEL 6 - AREA G
3/32" = 1'-0"

FULLY SPRINKLERED

100% BID DOCUMENTS

No.	REVISION DESCRIPTION	DATE

7/18/2025 17:24:25

CONSULTANTS:

ARCHITECT
SPUR DESIGN
312 SW 25TH STREET
OKLAHOMA CITY, OK 73109
(405) 842-6100

MECH / ELEC / PLUMB / TELECOM
SPUR DESIGN
2519 MADISON AVE., STE 100
KANSAS CITY, MO 64108
(913) 369-7200

FIRE PROTECTION ENGINEER
RATED ENGINEERING
609 S. KELLY AVENUE, STE H2
EDMOND, OK 73003
(405) 210-5814

INDUSTRIAL HYGENIST
RIVERFRONT SAFETY & HEALTH
11140 S TOWNE SQUARE, STE 100
ST. LOUIS, MO 63123
(314) 917-0148

PHYSICAL SECURITY
FORCE PROTECT
10901 FRONT BEACH RD, UNIT 1415
PANAMA CITY BEACH, FL 32407
(502) 836-4232

ENGINEER: H2B #: 23-133

H2B

H2B, INC.
1225 NORTH LOOP WEST, # 800
HOUSTON, TEXAS 77008
(713) 864-2900

TEXAS FIRM REGISTRATION #: 8856

STAMP:
REGISTERED COMMUNICATIONS DISTRIBUTION DESIGNER
BICSI
KRISTOPHER G HETLAGE
BICSI ID # 325601
EXPIRES 12-31-27
RCDD
7/21/25

Drawing Title
TELECOMMUNICATIONS PLANS - BUILDING 100 - LEVEL 6 - AREA G

VA Health Care System Approval:

Project Title
REPLACE/UPGRADE CAMPUS OVERHEAD PAGING SYSTEM

Location: MICHAEL E. DEBAKEY VAMC, 2002 HOLCOMBE BLVD, HOUSTON, TX 77030

Date	Checked	Drawn
07/21/2025	KGH	MDT

Project Number: **580-25-101**

Building Number:

Drawing Number: **TN275**

Drawing # 203 OF 231

Veterans Health Administration

VA | U.S. Department of Veterans Affairs

VA FORM 08-6231

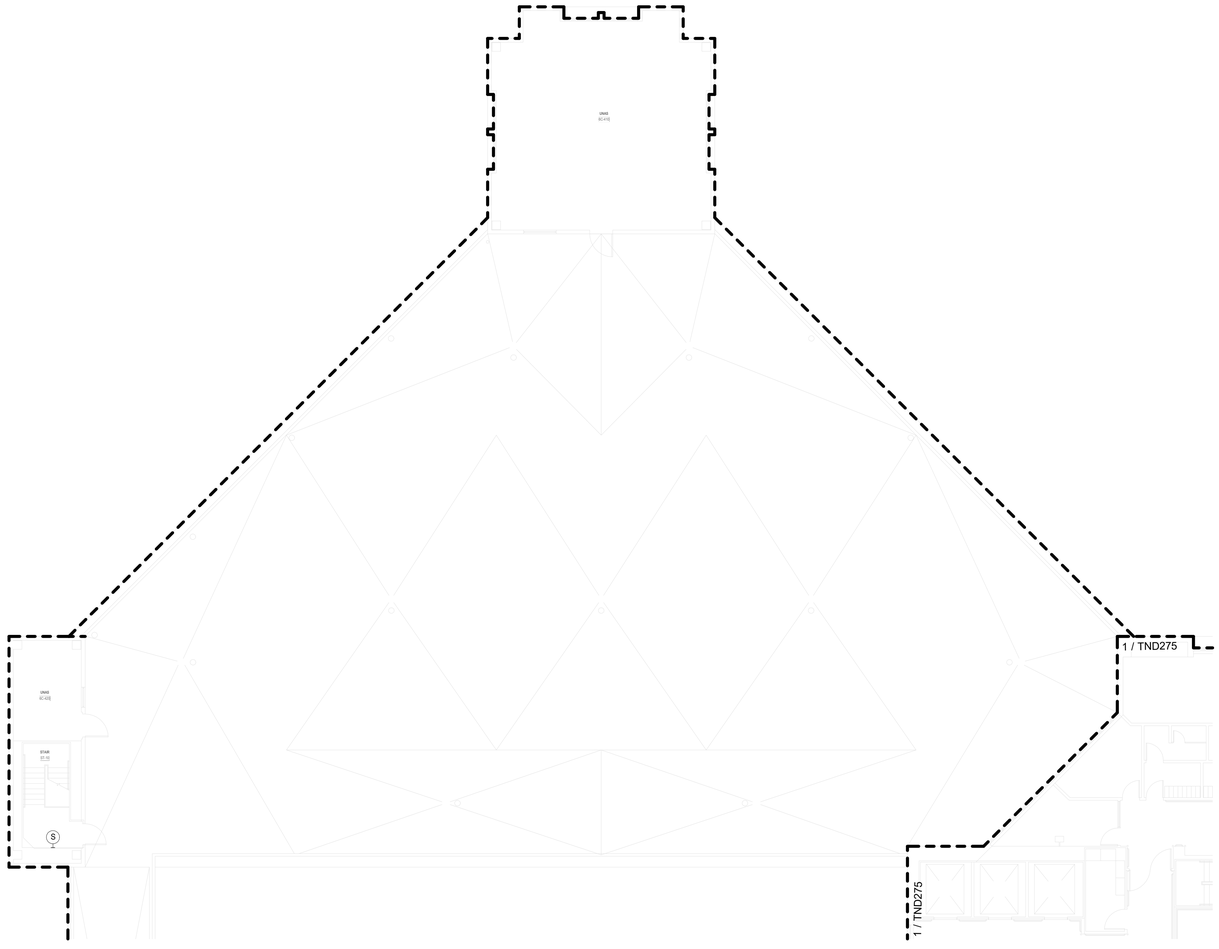

TELECOMMUNICATIONS GENERAL NOTES

A. DRAWING IS DIAGRAMMATIC IN NATURE AND IS NOT TO BE CONSTRUED AS ALL INCLUSIVE; FIELD VERIFY EXISTING CONDITIONS AND ADJUST WORK AS REQUIRED TO EXECUTE SPECIFIED WORK.

B. EXISTING CONDITIONS INDICATED ARE BASED ON GENERAL FIELD NOTES AND HISTORICAL DATA AND DOCUMENTATION AND ARE FOR REFERENCE PURPOSES ONLY TO DEFINE SCOPE OF WORK; FIELD VERIFY ALL CONDITIONS.

C. THIS SITE IS AN ACTIVE WORKING ENVIRONMENT; SYSTEMS SHALL NOT BE SHUTDOWN WITHOUT WRITTEN AUTHORIZATION; ALL REQUESTS SHALL BE SUBMITTED IN WRITING A MINIMUM OF TEN (10) WORKING-DAYS PRIOR TO PROPOSED ACTIVITY DATE OR NEED UNLESS DIRECTED OTHERWISE.

D. SEE T-001 TELECOMMUNICATIONS COVER SHEET FOR SYMBOLS DEFINITION:
1. SYMBOLS GRAYED/ HALFTONE: INDICATED FOR REFERENCE AND/OR INDICATING EXISTING UNLESS SPECIFICALLY NOTED OTHERWISE.
2. SYMBOLS DASHED OR SPECIFICALLY KEYED NOTED: INDICATES DEMOLITION WORK.

E. OWNER SHALL HAVE FIRST SALVAGE RIGHTS FOR ANY DEMOLISHED DEVICES OR MATERIAL.

F. REFER TO TN501 FOR SPEAKER MOUNTING DETAILS.

G. CONTRACTOR TO UTILIZE EXISTING SPEAKER PLACEMENTS FOR INSTALLATION OF NEW SPEAKERS WHEREVER POSSIBLE. TEMPORARILY SUPPORT EXISTING SPEAKERS DURING CONSTRUCTION UNTIL NEW SYSTEM HAS BEEN INSTALLED, TESTED, AND ACCEPTED.

PARTITION LEGEND

- EXISTING PARTITION
- EXISTING SMOKE PARTITION/ BARRIER TO BE MAINTAINED
- EXISTING 1 HOUR FIRE RATED PARTITION TO BE MAINTAINED
- EXISTING 2 HOUR FIRE RATED PARTITION TO BE MAINTAINED

NOTE: NOT ALL SYMBOLS MAY BE USED

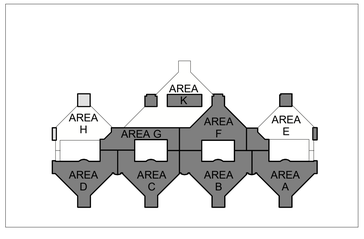

N

1 BLDG 100 - TELECOMMUNICATIONS PLAN - LEVEL 6 - AREA H
3/32" = 1'-0"

FULLY SPRINKLERED

100% BID DOCUMENTS

No.	REVISION DESCRIPTION	DATE

CONSULTANTS:

ARCHITECT
SPUR DESIGN
312 SW 25TH STREET
OKLAHOMA CITY, OK 73109
(405) 842-6100

MECH / ELEC / PLUMB / TELECOM
SPUR DESIGN
2519 MADISON AVE., STE 100
KANSAS CITY, MO 64108
(913) 369-7200

FIRE PROTECTION ENGINEER
RATED ENGINEERING
609 S. KELLY AVENUE, STE H2
EDMOND, OK 73003
(405) 210-5814

INDUSTRIAL HYGENIST
RIVERFRONT SAFETY & HEALTH
11140 S TOWNE SQUARE, STE 100
ST. LOUIS, MO 63123
(314) 917-0148

PHYSICAL SECURITY
FORCE PROTECT
10901 FRONT BEACH RD, UNIT 1415
PANAMA CITY BEACH, FL 32407
(502) 836-4232

ENGINEER: H2B #: 23-133

H2B, INC.
1225 NORTH LOOP WEST, # 800
HOUSTON, TEXAS 77008
(713) 864-2900

TEXAS FIRM REGISTRATION #: 8856

STAMP:
REGISTERED COMMUNICATIONS DISTRIBUTION DESIGNER
BICSI
KRISTOPHER G HETLAGE
BICSI ID # 328601
EXPIRES 12-31-27
RCDD
9/4/25

Drawing Title
TELECOMMUNICATIONS PLANS - BUILDING 100 - LEVEL 6 - AREA H

VA Health Care System Approval:

Project Title
REPLACE/UPGRADE CAMPUS OVERHEAD PAGING SYSTEM

Location MICHAEL E. DEBAKEY VAMC
2002 HOLCOMBE BLVD
HOUSTON, TX 77030

Date	Checked	Drawn
07/21/2025	KGH	MDT

Project Number
580-25-101

Building Number

Drawing Number
TN276
Drawing # 204 OF 231

Veterans Health Administration

U.S. Department of Veterans Affairs

7/18/2025 17:24:27

VA FORM 08-6231

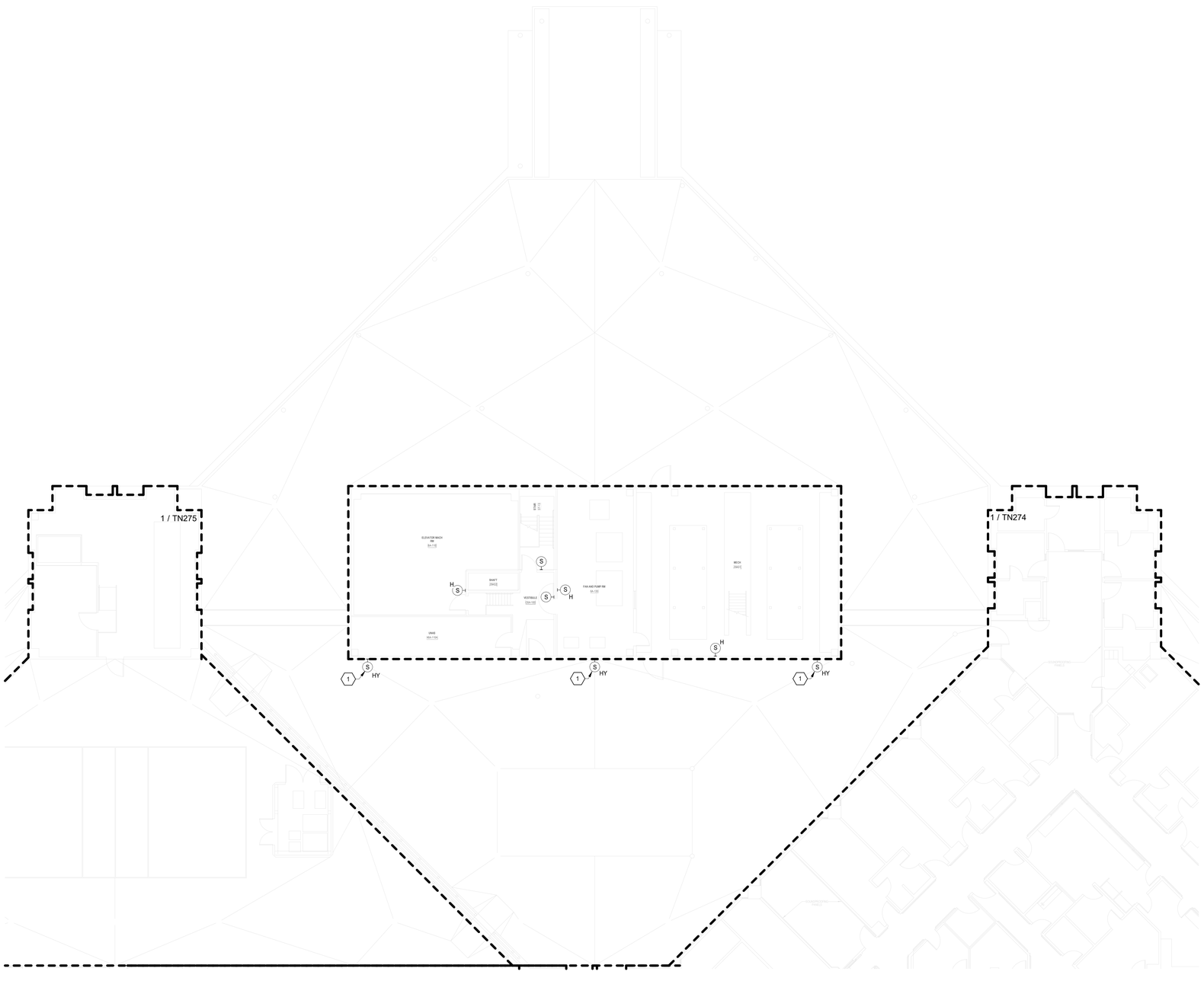

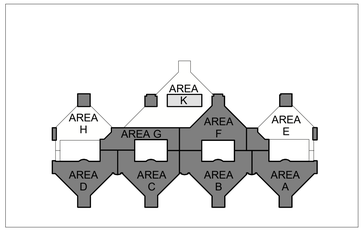

N

1 BLDG 100 - TELECOMMUNICATIONS PLAN - LEVEL 6 - AREA K
3/32" = 1'-0"

TELECOMMUNICATIONS GENERAL NOTES

A. DRAWING IS DIAGRAMMATIC IN NATURE AND IS NOT TO BE CONSTRUED AS ALL INCLUSIVE; FIELD VERIFY EXISTING CONDITIONS AND ADJUST WORK AS REQUIRED TO EXECUTE SPECIFIED WORK.

B. EXISTING CONDITIONS INDICATED ARE BASED ON GENERAL FIELD NOTES AND HISTORICAL DATA AND DOCUMENTATION AND ARE FOR REFERENCE PURPOSES ONLY TO DEFINE SCOPE OF WORK; FIELD VERIFY ALL CONDITIONS.

C. THIS SITE IS AN ACTIVE WORKING ENVIRONMENT; SYSTEMS SHALL NOT BE SHUTDOWN WITHOUT WRITTEN AUTHORIZATION; ALL REQUESTS SHALL BE SUBMITTED IN WRITING A MINIMUM OF TEN (10) WORKING-DAYS PRIOR TO PROPOSED ACTIVITY DATE OR NEED UNLESS DIRECTED OTHERWISE.

D. SEE T-001 TELECOMMUNICATIONS COVER SHEET FOR SYMBOLS DEFINITION:
1. SYMBOLS GRAYED/ HALFTONE: INDICATED FOR REFERENCE AND/OR INDICATING EXISTING UNLESS SPECIFICALLY NOTED OTHERWISE.
2. SYMBOLS DASHED OR SPECIFICALLY KEYED NOTED: INDICATES DEMOLITION WORK.

E. OWNER SHALL HAVE FIRST SALVAGE RIGHTS FOR ANY DEMOLISHED DEVICES OR MATERIAL.

F. REFER TO TN501 FOR SPEAKER MOUNTING DETAILS.

G. CONTRACTOR TO UTILIZE EXISTING SPEAKER PLACEMENTS FOR INSTALLATION OF NEW SPEAKERS WHEREVER POSSIBLE. TEMPORARILY SUPPORT EXISTING SPEAKERS DURING CONSTRUCTION UNTIL NEW SYSTEM HAS BEEN INSTALLED, TESTED, AND ACCEPTED.

TELECOMMUNICATIONS KEYNOTES

#	
1	EXTERIOR HORN-TYPE SPEAKERS MOUNTED AT 12'-0" AFF; HORNS SHALL BE 5W OUTPUT.

PARTITION LEGEND

- EXISTING PARTITION
- EXISTING SMOKE PARTITION/ BARRIER TO BE MAINTAINED
- EXISTING 1 HOUR FIRE RATED PARTITION TO BE MAINTAINED
- EXISTING 2 HOUR FIRE RATED PARTITION TO BE MAINTAINED

NOTE: NOT ALL SYMBOLS MAY BE USED

FULLY SPRINKLERED

100% BID DOCUMENTS

No.	REVISION DESCRIPTION	DATE

7/18/2025 17:24:30

CONSULTANTS:

ARCHITECT
SPUR DESIGN
312 SW 25TH STREET
OKLAHOMA CITY, OK 73109
(405) 842-6100

MECH / ELEC / PLUMB / TELECOM
SPUR DESIGN
2519 MADISON AVE., STE 100
KANSAS CITY, MO 64108
(913) 369-7200

FIRE PROTECTION ENGINEER
RATED ENGINEERING
609 S. KELLY AVENUE, STE H2
EDMOND, OK 73003
(405) 210-5814

INDUSTRIAL HYGENIST
RIVERFRONT SAFETY & HEALTH
11140 S TOWNE SQUARE, STE 100
ST. LOUIS, MO 63123
(314) 917-0148

PHYSICAL SECURITY
FORCE PROTECT
10901 FRONT BEACH RD, UNIT 1415
PANAMA CITY BEACH, FL 32407
(502) 836-4232

ENGINEER: H2B #: 23-133

H2B

H2B, INC.
1225 NORTH LOOP WEST, # 800
HOUSTON, TEXAS 77008
(713) 864-2900

TEXAS FIRM REGISTRATION #: 8856

STAMP:
REGISTERED COMMUNICATIONS DISTRIBUTION DESIGNER
Bicsi
KRISTOPHER G HETLAGE
BICSI ID # 328601
EXPIRES 12-31-27
RCDD
7/21/25

Drawing Title
TELECOMMUNICATIONS PLANS - BUILDING 100 - LEVEL 6 - AREA K

VA Health Care System Approval:

Project Title
REPLACE/UPGRADE CAMPUS OVERHEAD PAGING SYSTEM

Location MICHAEL E. DEBAKEY VAMC
2002 HOLCOMBE BLVD
HOUSTON, TX 77030

Date	Checked	Drawn
07/21/2025	KGH	MDT

Project Number
580-25-101

Building Number

Drawing Number
TN277
Drawing # 205 OF 231

Veterans Health Administration

VA U.S. Department of Veterans Affairs

VA FORM 08-6231

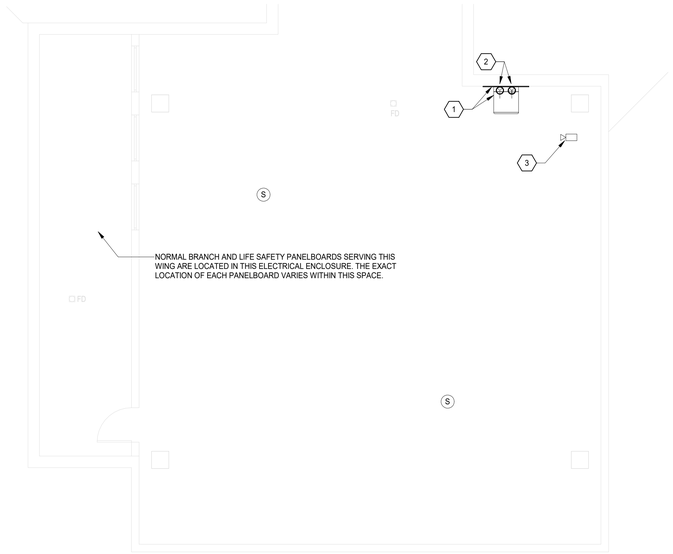

4 BLDG 100 - BASEMENT LEVEL - MECH BAY-4 BC-410A
3/16" = 1'-0"

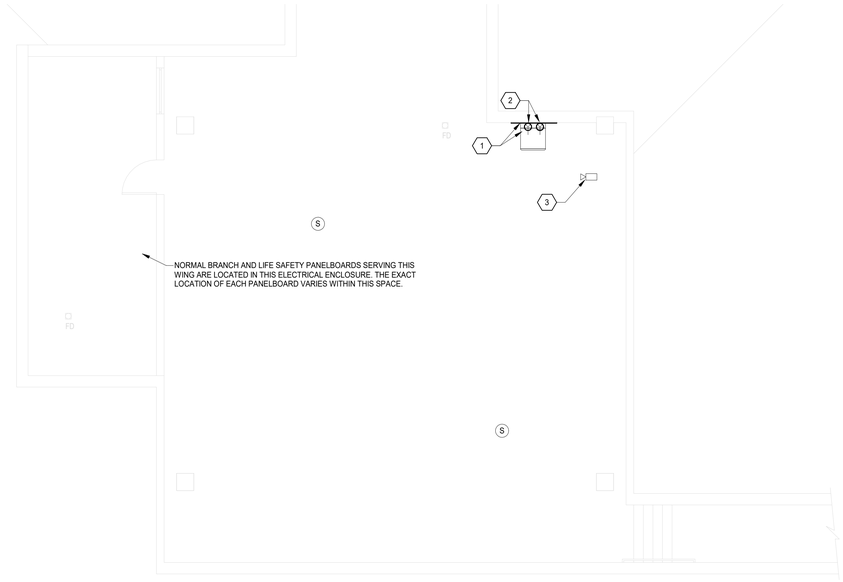

3 BLDG 100 - TELECOMMUNICATIONS PLAN - MECH BAY-3 BC-404A NEW PLAN
3/16" = 1'-0"



2 BLDG 100 - TELECOMMUNICATIONS PLAN - MECH BAY-2 BB-308A NEW PLAN
3/16" = 1'-0"



1 BLDG 100 - TELECOMMUNICATIONS PLAN - MECH BAY-1 BB-302A NEW PLAN
3/16" = 1'-0"

TELECOMMUNICATIONS GENERAL NOTES

A. DRAWING IS DIAGRAMMATIC IN NATURE AND IS NOT TO BE CONSTRUED AS ALL INCLUSIVE; FIELD VERIFY EXISTING CONDITIONS AND ADJUST WORK AS REQUIRED TO EXECUTE SPECIFIED WORK.

B. EXISTING CONDITIONS INDICATED ARE BASED ON GENERAL FIELD NOTES AND HISTORICAL DATA AND DOCUMENTATION AND ARE FOR REFERENCE PURPOSES ONLY TO DEFINE SCOPE OF WORK; FIELD VERIFY ALL CONDITIONS.

C. THIS SITE IS AN ACTIVE WORKING ENVIRONMENT; SYSTEMS SHALL NOT BE SHUTDOWN WITHOUT WRITTEN AUTHORIZATION; ALL REQUESTS SHALL BE SUBMITTED IN WRITING A MINIMUM OF TEN (10) WORKING-DAYS PRIOR TO PROPOSED ACTIVITY DATE OR NEED UNLESS DIRECTED OTHERWISE.

D. SEE T-001 TELECOMMUNICATIONS COVER SHEET FOR SYMBOLS DEFINITION:
1. SYMBOLS GRAYED/ HALFTONE: INDICATED FOR REFERENCE AND/OR INDICATING EXISTING UNLESS SPECIFICALLY NOTED OTHERWISE.
2. SYMBOLS DASHED OR SPECIFICALLY KEYED NOTED. INDICATES DEMOLITION WORK.

E. OWNER SHALL HAVE FIRST SALVAGE RIGHTS FOR ANY DEMOLISHED DEVICES OR MATERIAL.

F. REFER TO TN501 FOR SPEAKER MOUNTING DETAILS.

G. CONTRACTOR TO UTILIZE EXISTING SPEAKER PLACEMENTS FOR INSTALLATION OF NEW SPEAKERS WHEREVER POSSIBLE. TEMPORARILY SUPPORT EXISTING SPEAKERS DURING CONSTRUCTION UNTIL NEW SYSTEM HAS BEEN INSTALLED, TESTED, AND ACCEPTED.

TELECOMMUNICATIONS KEYNOTES

#	
1	NEW DOUBLEHINGED, WALL-MOUNTED, LOCKABLE TELECOMMUNICATIONS ENCLOSURE, WALL-MOUNT ON FIRE TREATED PLYWOOD. REFER TO DETAIL 2/TN501.
2	ELECTRICAL POWER FOR EACH TELECOMMUNICATIONS EQUIPMENT CABINET (SEE DETAIL 2/TN501): PROVIDE ONE (1) 30A, 120VAC CIRCUIT FROM THE NEAREST LIFE SAFETY BRANCH PANELBOARD AND ONE (1) 30A, 120VAC CIRCUIT FROM THE NEAREST NORMAL POWER BRANCH PANELBOARD, EACH WITH THE FOLLOWING MINIMUM FEEDERS (2)#10, (1)#10G IN 3/4" CONDUIT. IN EACH PANELBOARD, INSTALL NEW OCPD IN SPACES OR REPLACE EXISTING SPARE OCPD. PROVIDE LOCKOUT DEVICES TO MAINTAIN DEVICE IN CLOSED POSITION AND UPDATE PANELBOARD SCHEDULE WITH SPECIFIC LOADS NAMES AT COMPLETION OF WORK.
3	FIXED CAMERA DIRECTED AT TELECOMMUNICATIONS ENCLOSURE WITH OBSTRUCTED FIELD-OF-VIEW.

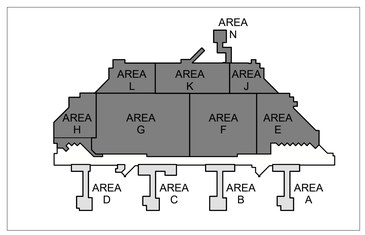

KEY PLAN - BLDG 100 - BASEMENT - AREAS ABCD
1" = 200'-0"

FULLY SPRINKLERED

100% BID DOCUMENTS

No.	REVISION DESCRIPTION	DATE

7/18/2025 17:48:06

CONSULTANTS:

ARCHITECT
SPUR DESIGN
312 SW 25TH STREET
OKLAHOMA CITY, OK 73109
(405) 842-6100

MECH / ELEC / PLUMB / TELECOM
SPUR DESIGN
2519 MADISON AVE., STE 100
KANSAS CITY, MO 64108
(913) 369-7200

FIRE PROTECTION ENGINEER
RATED ENGINEERING
609 S. KELLY AVENUE, STE H2
EDMOND, OK 73003
(405) 210-5814

INDUSTRIAL HYGENIST
RIVERFRONT SAFETY & HEALTH
11140 S TOWNE SQUARE, STE 100
ST. LOUIS, MO 63123
(314) 917-0148

PHYSICAL SECURITY
FORCE PROTECT
10901 FRONT BEACH RD, UNIT 1415
PANAMA CITY BEACH, FL 32407
(502) 836-4232

ENGINEER: H2B #: 23-133

H2B, INC.
1225 NORTH LOOP WEST, # 800
HOUSTON, TEXAS 77008
(713) 864-2900

TEXAS FIRM REGISTRATION #: 8856

STAMP:
REGISTERED COMMUNICATIONS DISTRIBUTION DESIGNER
BICSI
KRISTOPHER G HETLAGE
BICSI ID # 328601
EXPIRES 12-31-27
RCDD
7/17/25

Drawing Title
TELECOMMUNICATIONS ENLARGED PLANS - BUILDING 100 - BASEMENT LEVEL

VA Health Care System Approval:

Project Title
REPLACE/UPGRADE CAMPUS OVERHEAD PAGING SYSTEM

Location MICHAEL E. DEBAKEY VAMC
2002 HOLCOMBE BLVD
HOUSTON, TX 77030

Date	Checked	Drawn
07/21/2025	KGH	MDT

Project Number
580-25-101

Building Number
100

Drawing Number
TN401
Drawing # 206 OF 231

Veterans Health Administration

U.S. Department of Veterans Affairs

VA FORM 08-6231

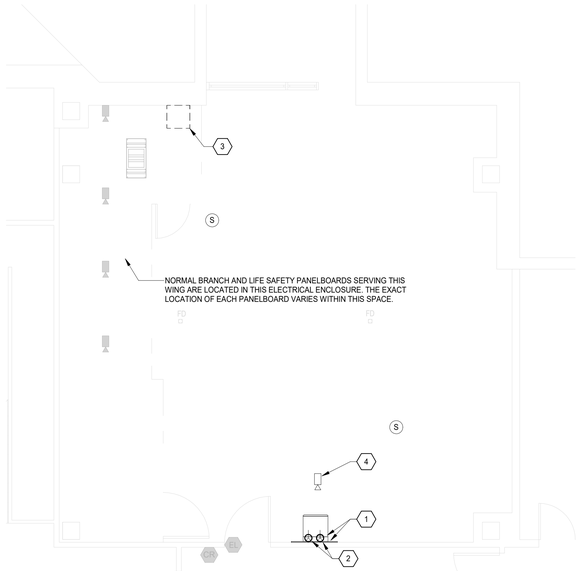

4 BLDG 100 - TELECOMMUNICATIONS PLAN - MECH BAY-9 BA-490 NEW PLAN
3/16" = 1'-0"

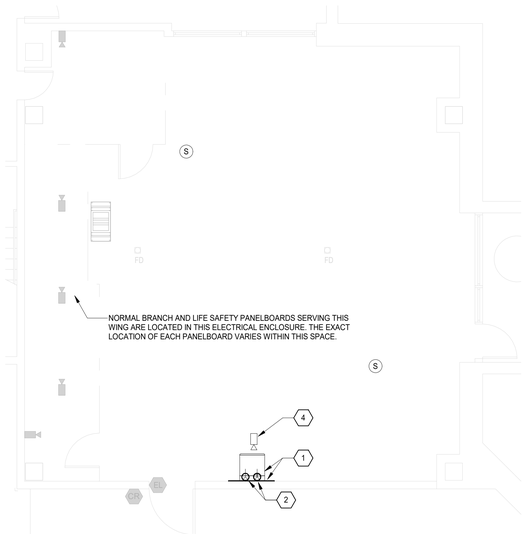

3 BLDG 100 - TELECOMMUNICATIONS PLAN - MECH BAY-7 BB-102 NEW PLAN
3/16" = 1'-0"

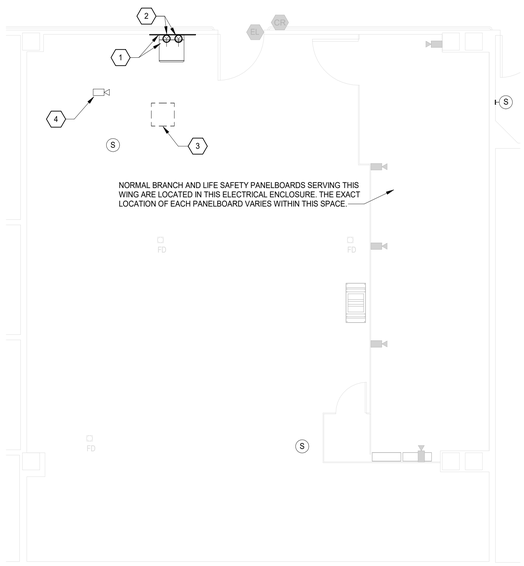

2 BLDG 100 - TELECOMMUNICATIONS PLAN - MECH BAY-6 BC-349 NEW PLAN
3/16" = 1'-0"

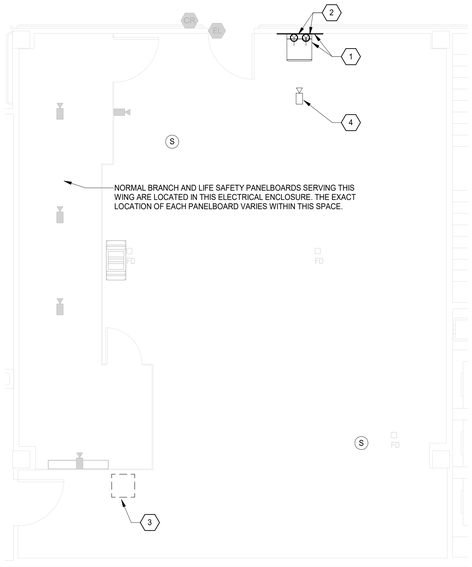

1 BLDG 100 - TELECOMMUNICATIONS PLAN - MECH BAY-5 BB-281 NEW PLAN
3/16" = 1'-0"

TELECOMMUNICATIONS GENERAL NOTES

A. DRAWING IS DIAGRAMMATIC IN NATURE AND IS NOT TO BE CONSTRUED AS ALL INCLUSIVE; FIELD VERIFY EXISTING CONDITIONS AND ADJUST WORK AS REQUIRED TO EXECUTE SPECIFIED WORK.

B. EXISTING CONDITIONS INDICATED ARE BASED ON GENERAL FIELD NOTES AND HISTORICAL DATA AND DOCUMENTATION AND ARE FOR REFERENCE PURPOSES ONLY TO DEFINE SCOPE OF WORK; FIELD VERIFY ALL CONDITIONS.

C. THIS SITE IS AN ACTIVE WORKING ENVIRONMENT; SYSTEMS SHALL NOT BE SHUTDOWN WITHOUT WRITTEN AUTHORIZATION; ALL REQUESTS SHALL BE SUBMITTED IN WRITING A MINIMUM OF TEN (10) WORKING-DAYS PRIOR TO PROPOSED ACTIVITY DATE OR NEED UNLESS DIRECTED OTHERWISE.

D. SEE T-001 TELECOMMUNICATIONS COVER SHEET FOR SYMBOLS DEFINITION:
1. SYMBOLS GRAYED/ HALFTONE: INDICATED FOR REFERENCE AND/OR INDICATING EXISTING UNLESS SPECIFICALLY NOTED OTHERWISE.
2. SYMBOLS DASHED OR SPECIFICALLY KEYED NOTED: INDICATES DEMOLITION WORK.

E. OWNER SHALL HAVE FIRST SALVAGE RIGHTS FOR ANY DEMOLISHED DEVICES OR MATERIAL.

F. REFER TO TN501 FOR SPEAKER MOUNTING DETAILS.

G. CONTRACTOR TO UTILIZE EXISTING SPEAKER PLACEMENTS FOR INSTALLATION OF NEW SPEAKERS WHEREVER POSSIBLE. TEMPORARILY SUPPORT EXISTING SPEAKERS DURING CONSTRUCTION UNTIL NEW SYSTEM HAS BEEN INSTALLED, TESTED, AND ACCEPTED.

TELECOMMUNICATIONS KEYNOTES

#	
1	NEW DOUBLEHINGED, WALL-MOUNTED, LOCKABLE TELECOMMUNICATIONS ENCLOSURE, WALL-MOUNT ON FIRE TREATED PLYWOOD. REFER TO DETAIL 2/TN501.
2	ELECTRICAL POWER FOR EACH TELECOMMUNICATIONS EQUIPMENT CABINET (SEE DETAIL 2/TN501); PROVIDE ONE (1) 30A, 120VAC CIRCUIT FROM THE NEAREST LIFE SAFETY BRANCH PANELBOARD AND ONE (1) 30A, 120VAC CIRCUIT FROM THE NEAREST NORMAL POWER BRANCH PANELBOARD, EACH WITH THE FOLLOWING MINIMUM FEEDERS (2)#10, (1)#10G IN 3/4" CONDUIT. IN EACH PANELBOARD, INSTALL NEW OCPD IN SPACES OR REPLACE EXISTING SPARE OCPD. PROVIDE LOCKOUT DEVICES TO MAINTAIN DEVICE IN CLOSED POSITION AND UPDATE PANELBOARD SCHEDULE WITH SPECIFIC LOADS NAMES AT COMPLETION OF WORK.
3	EXISTING ANALOG INTERCOM SPEAKER SYSTEM HEAD-END TO BE DEMOLISHED AFTER INSTALLATION, TESTING, AND ACCEPTANCE OF NEW PA SYSTEM. COORDINATE SHUTDOWN OF ANALOG SYSTEM WITH VA AFTER NEW IP SYSTEM IS ACTIVE.
4	FIXED CAMERA DIRECTED AT TELECOMMUNICATIONS ENCLOSURE WITH OBSTRUCTED FIELD-OF-VIEW.

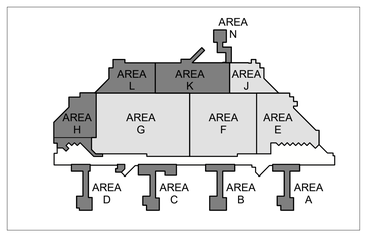

KEY PLAN - BLDG 100 - BASEMENT - AREAS EFGJ
1" = 200'-0"

FULLY SPRINKLERED

100% BID DOCUMENTS

No.	REVISION DESCRIPTION	DATE

7/18/2025 17:24:38

CONSULTANTS:

ARCHITECT
SPUR DESIGN
312 SW 25TH STREET
OKLAHOMA CITY, OK 73109
(405) 842-6100

MECH / ELEC / PLUMB / TELECOM
SPUR DESIGN
2519 MADISON AVE., STE 100
KANSAS CITY, MO 64108
(913) 369-7200

FIRE PROTECTION ENGINEER
RATED ENGINEERING
609 S. KELLY AVENUE, STE H2
EDMOND, OK 73003
(405) 210-5814

INDUSTRIAL HYGENIST
RIVERFRONT SAFETY & HEALTH
11140 S TOWNE SQUARE, STE 100
ST. LOUIS, MO 63123
(314) 917-0148

PHYSICAL SECURITY
FORCE PROTECT
10901 FRONT BEACH RD, UNIT 1415
PANAMA CITY BEACH, FL 32407
(502) 836-4232

ENGINEER: H2B #: 23-133

H2B, INC.
1225 NORTH LOOP WEST, # 800
HOUSTON, TEXAS 77008
(713) 864-2900

TEXAS FIRM REGISTRATION #: 8856

STAMP:
REGISTERED COMMUNICATIONS DISTRIBUTION DESIGNER
BICSI
KRISTOPHER S HETLAGE
BICSI ID # 328601
EXPIRES 12-31-27
RCDD
7/14/25

Drawing Title
TELECOMMUNICATIONS ENLARGED PLANS - BUILDING 100 - BASEMENT LEVEL

VA Health Care System Approval:

Project Title
REPLACE/UPGRADE CAMPUS OVERHEAD PAGING SYSTEM

Location MICHAEL E. DEBAKEY VAMC
2002 HOLCOMBE BLVD
HOUSTON, TX 77030

Date **07/21/2025** | Checked KGH | Drawn MDT

Project Number **580-25-101**

Building Number 100

Drawing Number
TN402
Drawing # 207 OF 231

Veterans Health Administration

VA U.S. Department of Veterans Affairs

VA FORM 08-6231

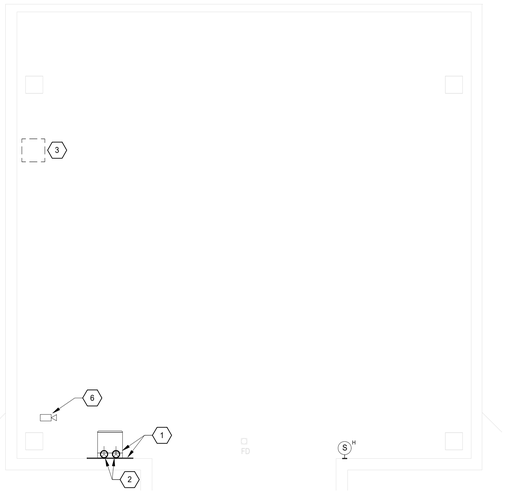

4 BLDG 100 - TELECOMMUNICATIONSPLAN - MECH BAY-12 BA-400A NEW PLAN
3/16" = 1'-0"



2 BLDG 100 - TELECOMMUNICATIONS PLAN - MECH BAY-11 BA-150A NEW PLAN
3/16" = 1'-0"

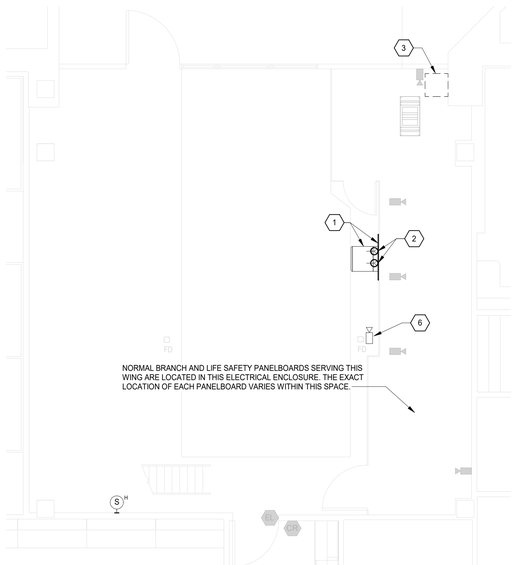

1 BLDG 100 - TELECOMMUNICATIONS PLAN - MECH BAY-10 BA-200C NEW PLAN
3/16" = 1'-0"

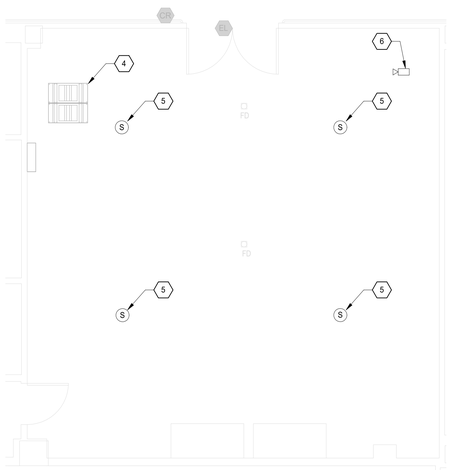

3 BLDG 100 - TELECOMMUNICATIONS PLAN - TELE MAIN FRAME BC-275 NEW PLAN
3/16" = 1'-0"

TELECOMMUNICATIONS GENERAL NOTES

A. DRAWING IS DIAGRAMMATIC IN NATURE AND IS NOT TO BE CONSTRUED AS ALL INCLUSIVE; FIELD VERIFY EXISTING CONDITIONS AND ADJUST WORK AS REQUIRED TO EXECUTE SPECIFIED WORK.

B. EXISTING CONDITIONS INDICATED ARE BASED ON GENERAL FIELD NOTES AND HISTORICAL DATA AND DOCUMENTATION AND ARE FOR REFERENCE PURPOSES ONLY TO DEFINE SCOPE OF WORK; FIELD VERIFY ALL CONDITIONS.

C. THIS SITE IS AN ACTIVE WORKING ENVIRONMENT; SYSTEMS SHALL NOT BE SHUTDOWN WITHOUT WRITTEN AUTHORIZATION; ALL REQUESTS SHALL BE SUBMITTED IN WRITING A MINIMUM OF TEN (10) WORKING-DAYS PRIOR TO PROPOSED ACTIVITY DATE OR NEED UNLESS DIRECTED OTHERWISE.

D. SEE T-001 TELECOMMUNICATIONS COVER SHEET FOR SYMBOLS DEFINITION:
1. SYMBOLS GRAYED/ HALFTONE: INDICATED FOR REFERENCE AND/OR INDICATING EXISTING UNLESS SPECIFICALLY NOTED OTHERWISE.
2. SYMBOLS DASHED OR SPECIFICALLY KEYED NOTED. INDICATES DEMOLITION WORK.

E. OWNER SHALL HAVE FIRST SALVAGE RIGHTS FOR ANY DEMOLISHED DEVICES OR MATERIAL.

F. REFER TO TN501 FOR SPEAKER MOUNTING DETAILS.

G. CONTRACTOR TO UTILIZE EXISTING SPEAKER PLACEMENTS FOR INSTALLATION OF NEW SPEAKERS WHEREVER POSSIBLE. TEMPORARILY SUPPORT EXISTING SPEAKERS DURING CONSTRUCTION UNTIL NEW SYSTEM HAS BEEN INSTALLED, TESTED, AND ACCEPTED.

TELECOMMUNICATIONS KEYNOTES

#	
1	NEW DOUBLEHINGED, WALL-MOUNTED, LOCKABLE TELECOMMUNICATIONS ENCLOSURE, WALL-MOUNT ON FIRE TREATED PLYWOOD. REFER TO DETAIL 2/TN501.
2	ELECTRICAL POWER FOR EACH TELECOMMUNICATIONS EQUIPMENT CABINET (SEE DETAIL 2/TN501); PROVIDE ONE (1) 30A, 120VAC CIRCUIT FROM THE NEAREST LIFE SAFETY BRANCH PANELBOARD AND ONE (1) 30A, 120VAC CIRCUIT FROM THE NEAREST NORMAL POWER BRANCH PANELBOARD, EACH WITH THE FOLLOWING MINIMUM FEEDERS (2)#10, (1)#10G IN 3/4" CONDUIT. IN EACH PANELBOARD, INSTALL NEW OCPD IN SPACES OR REPLACE EXISTING SPARE OCPD. PROVIDE LOCKOUT DEVICES TO MAINTAIN DEVICE IN CLOSED POSITION AND UPDATE PANELBOARD SCHEDULE WITH SPECIFIC LOADS NAMES AT COMPLETION OF WORK.
3	EXISTING ANALOG INTERCOM SPEAKER SYSTEM HEAD-END TO BE DEMOLISHED AFTER INSTALLATION, TESTING, AND ACCEPTANCE OF NEW PA SYSTEM. COORDINATE SHUTDOWN OF ANALOG SYSTEM WITH VA AFTER NEW IP SYSTEM IS ACTIVE.
4	EXISTING OVERHEAD PA SYSTEM HEADEND CABINETS SHALL BE REUSED FOR RACK MOUNTED PA EQUIPMENT.
5	TEMPORARILY SUPPORT OLD ANALOG SPEAKER IN PLACE IN WORKING CONDITION LEAVING ROOM TO MOUNT NEW IP BASED SPEAKER IN OLD SPEAKERS LOCATION. WHEN NEW SPEAKER ZONE/SYSTEM IS INSTALLED, TESTED, AND APPROVED. DISCONNECT, REMOVE AND RETURN OLD SPEAKER TO OWNER. REMOVE EXISTING CABLING BACK TO SOURCE.
6	FIXED CAMERA DIRECTED AT TELECOMMUNICATIONS ENCLOSURE WITH OBSTRUCTED FIELD-OF-VIEW.

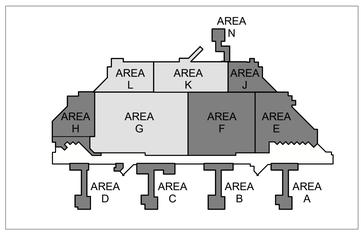

KEY PLAN - BLDG 100 - BASEMENT - AREAS GKL
1" = 200'-0"

FULLY SPRINKLERED

100% BID DOCUMENTS

No.	REVISION DESCRIPTION	DATE

CONSULTANTS:

ARCHITECT
SPUR DESIGN
312 SW 25TH STREET
OKLAHOMA CITY, OK 73109
(405) 842-6100

MECH / ELEC / PLUMB / TELECOM
SPUR DESIGN
2519 MADISON AVE., STE 100
KANSAS CITY, MO 64108
(913) 369-7200

FIRE PROTECTION ENGINEER
RATED ENGINEERING
609 S. KELLY AVENUE, STE H2
EDMOND, OK 73003
(405) 210-5814

INDUSTRIAL HYGENIST
RIVERFRONT SAFETY & HEALTH
11140 S TOWNE SQUARE, STE 100
ST. LOUIS, MO 63123
(314) 917-0148

PHYSICAL SECURITY
FORCE PROTECT
10901 FRONT BEACH RD, UNIT 1415
PANAMA CITY BEACH, FL 32407
(502) 836-4232

ENGINEER: H2B #: 23-133

H2B, INC.
1225 NORTH LOOP WEST, # 800
HOUSTON, TEXAS 77008
(713) 864-2900

TEXAS FIRM REGISTRATION #: 8856

STAMP:
REGISTERED COMMUNICATIONS DISTRIBUTION DESIGNER
BICSI
KRISTOPHER G HETLAGE
BICSI ID # 328601
EXPIRES 12-31-27
RCDD
7/17/25

Drawing Title
TELECOMMUNICATIONS ENLARGED PLANS - BUILDING 100 - BASEMENT LEVEL

VA Health Care System Approval:

Project Title
REPLACE/UPGRADE CAMPUS OVERHEAD PAGING SYSTEM

Location MICHAEL E. DEBAKEY VAMC
2002 HOLCOMBE BLVD
HOUSTON, TX 77030

Date	Checked	Drawn
07/21/2025	KGH	MDT

Project Number
580-25-101

Building Number
100

Drawing Number
TN403
Drawing # 208 OF 231

Veterans Health Administration

VA U.S. Department of Veterans Affairs

7/18/2025 17:24:43

VA FORM 08-6231

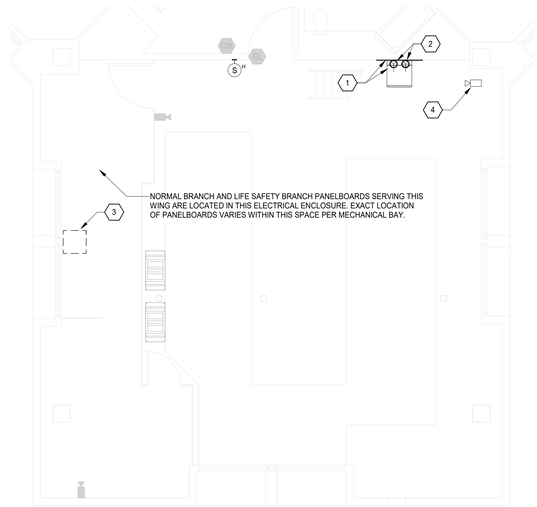

4 BLDG 100 - TELECOMMUNICATIONS PLAN - MECH BAY-4 1C-238A NEW PLAN
3/16" = 1'-0"

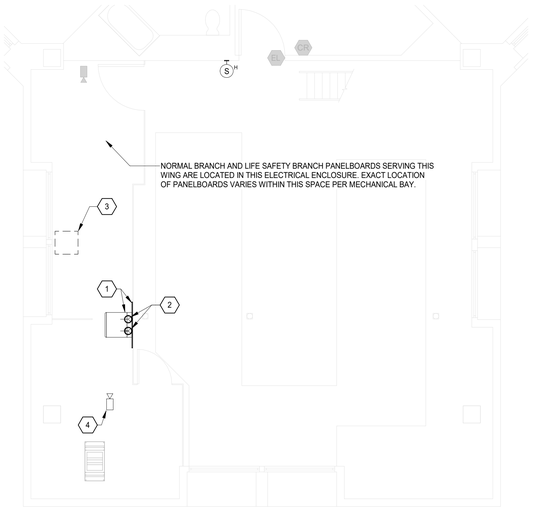

3 BLDG 100 - TELECOMMUNICATIONS PLAN - MECH BAY-3 1C-138A NEW PLAN
3/16" = 1'-0"

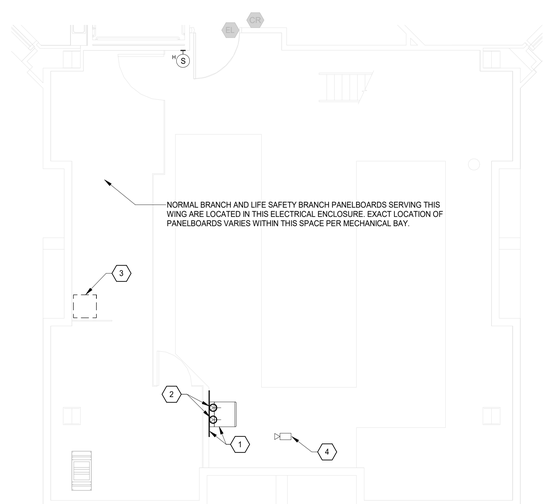

2 BLDG 100 - TELECOMMUNICATIONS PLAN - MECH BAY-2 1B-134A NEW PLAN
3/16" = 1'-0"

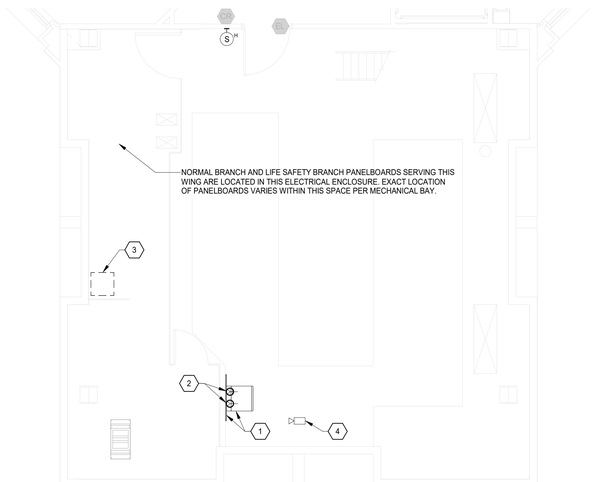

1 BLDG 100 - TELECOMMUNICATIONS PLAN - MECH BAY-1 1B-236 NEW PLAN
3/16" = 1'-0"

TELECOMMUNICATIONS GENERAL NOTES

A. DRAWING IS DIAGRAMMATIC IN NATURE AND IS NOT TO BE CONSTRUED AS ALL INCLUSIVE; FIELD VERIFY EXISTING CONDITIONS AND ADJUST WORK AS REQUIRED TO EXECUTE SPECIFIED WORK.

B. EXISTING CONDITIONS INDICATED ARE BASED ON GENERAL FIELD NOTES AND HISTORICAL DATA AND DOCUMENTATION AND ARE FOR REFERENCE PURPOSES ONLY TO DEFINE SCOPE OF WORK; FIELD VERIFY ALL CONDITIONS.

C. THIS SITE IS AN ACTIVE WORKING ENVIRONMENT; SYSTEMS SHALL NOT BE SHUTDOWN WITHOUT WRITTEN AUTHORIZATION; ALL REQUESTS SHALL BE SUBMITTED IN WRITING A MINIMUM OF TEN (10) WORKING-DAYS PRIOR TO PROPOSED ACTIVITY DATE OR NEED UNLESS DIRECTED OTHERWISE.

D. SEE T-001 TELECOMMUNICATIONS COVER SHEET FOR SYMBOLS DEFINITION:
1. SYMBOLS GRAYED/ HALFTONE: INDICATED FOR REFERENCE AND/OR INDICATING EXISTING UNLESS SPECIFICALLY NOTED OTHERWISE.
2. SYMBOLS DASHED OR SPECIFICALLY KEYED NOTED. INDICATES DEMOLITION WORK.

E. OWNER SHALL HAVE FIRST SALVAGE RIGHTS FOR ANY DEMOLISHED DEVICES OR MATERIAL.

F. REFER TO TN501 FOR SPEAKER MOUNTING DETAILS.

G. CONTRACTOR TO UTILIZE EXISTING SPEAKER PLACEMENTS FOR INSTALLATION OF NEW SPEAKERS WHEREVER POSSIBLE. TEMPORARILY SUPPORT EXISTING SPEAKERS DURING CONSTRUCTION UNTIL NEW SYSTEM HAS BEEN INSTALLED, TESTED, AND ACCEPTED.

TELECOMMUNICATIONS KEYNOTES

#	
1	NEW DOUBLEHINGED, WALL-MOUNTED, LOCKABLE TELECOMMUNICATIONS ENCLOSURE, WALL-MOUNT ON FIRE TREATED PLYWOOD. REFER TO DETAIL 2/TN501.
2	ELECTRICAL POWER FOR EACH TELECOMMUNICATIONS EQUIPMENT CABINET (SEE DETAIL 2/TN501); PROVIDE ONE (1) 30A, 120VAC CIRCUIT FROM THE NEAREST LIFE SAFETY BRANCH PANELBOARD AND ONE (1) 30A, 120VAC CIRCUIT FROM THE NEAREST NORMAL POWER BRANCH PANELBOARD, EACH WITH THE FOLLOWING MINIMUM FEEDERS (2)#10, (1)#10G IN 3/4" CONDUIT. IN EACH PANELBOARD, INSTALL NEW OCPD IN SPACES OR REPLACE EXISTING SPARE OCPD. PROVIDE LOCKOUT DEVICES TO MAINTAIN DEVICE IN CLOSED POSITION AND UPDATE PANELBOARD SCHEDULE WITH SPECIFIC LOADS NAMES AT COMPLETION OF WORK.
3	EXISTING ANALOG INTERCOM SPEAKER SYSTEM HEAD-END TO BE DEMOLISHED AFTER INSTALLATION, TESTING, AND ACCEPTANCE OF NEW PA SYSTEM. COORDINATE SHUTDOWN OF ANALOG SYSTEM WITH VA AFTER NEW IP SYSTEM IS ACTIVE.
4	FIXED CAMERA DIRECTED AT TELECOMMUNICATIONS ENCLOSURE WITH OBSTRUCTED FIELD-OF-VIEW.

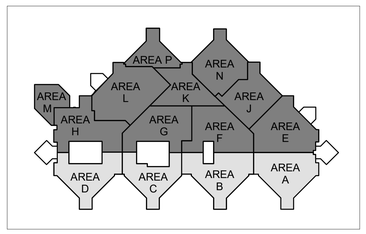

KEY PLAN - BLDG 100 - LEVEL 1 - AREAS ABCD
1" = 200'-0"

FULLY SPRINKLERED

100% BID DOCUMENTS

No.	REVISION DESCRIPTION	DATE

CONSULTANTS:

ARCHITECT
SPUR DESIGN
312 SW 25TH STREET
OKLAHOMA CITY, OK 73109
(405) 842-6100

MECH / ELEC / PLUMB / TELECOM
SPUR DESIGN
2519 MADISON AVE., STE 100
KANSAS CITY, MO 64108
(913) 369-7200

FIRE PROTECTION ENGINEER
RATED ENGINEERING
609 S. KELLY AVENUE, STE H2
EDMOND, OK 73003
(405) 210-5814

INDUSTRIAL HYGENIST
RIVERFRONT SAFETY & HEALTH
11140 S TOWNE SQUARE, STE 100
ST. LOUIS, MO 63123
(314) 917-0148

PHYSICAL SECURITY
FORCE PROTECT
10901 FRONT BEACH RD, UNIT 1415
PANAMA CITY BEACH, FL 32407
(502) 836-4232

ENGINEER: H2B #: 23-133

H2B, INC.
1225 NORTH LOOP WEST, # 800
HOUSTON, TEXAS 77008
(713) 864-2900

TEXAS FIRM REGISTRATION #: 8856

STAMP:
REGISTERED COMMUNICATIONS DISTRIBUTION DESIGNER
BICSI
KRISTOPHER G HETLAGE
BICSI ID # 328601
EXPIRES 12-31-27
RCDD
7/18/25

Drawing Title
TELECOMMUNICATIONS ENLARGED PLANS - BUILDING 100 - LEVEL 1

VA Health Care System Approval:

Project Title
REPLACE/UPGRADE CAMPUS OVERHEAD PAGING SYSTEM

Location MICHAEL E. DEBAKEY VAMC
2002 HOLCOMBE BLVD
HOUSTON, TX 77030

Date	Checked	Drawn
07/21/2025	KGH	MDT

Project Number
580-25-101

Building Number
100

Drawing Number
TN404
Drawing # 209 OF 231

Veterans Health Administration

VA U.S. Department of Veterans Affairs

7/18/2025 17:24:47

VA FORM 08-6231

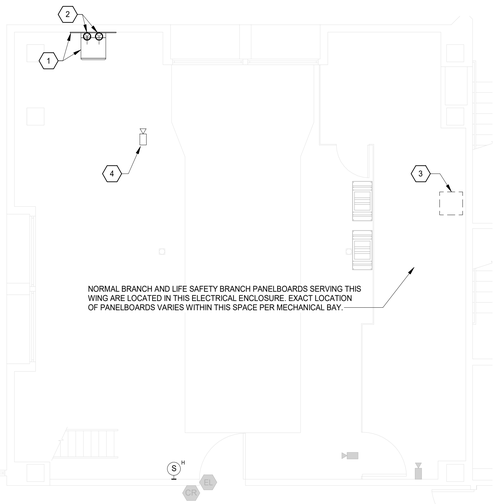

4 BLDG 100 - TELECOMMUNICATIONS PLAN - MECH BAY-8 1C-380 NEW PLAN
3/16" = 1'-0"

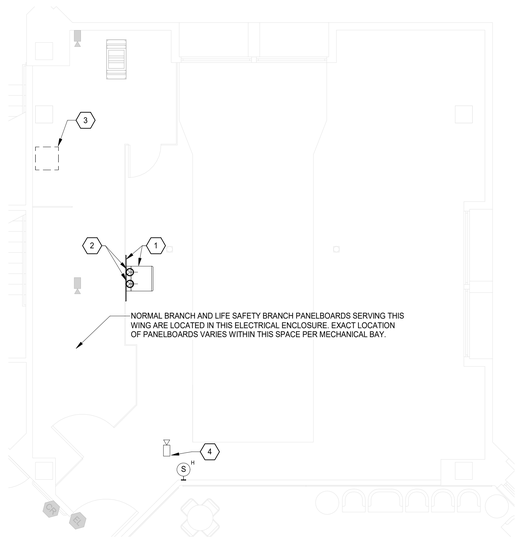

3 BLDG 100 - TELECOMMUNICATIONS PLAN - MECH BAY-7 1B-340 NEW PLAN
3/16" = 1'-0"

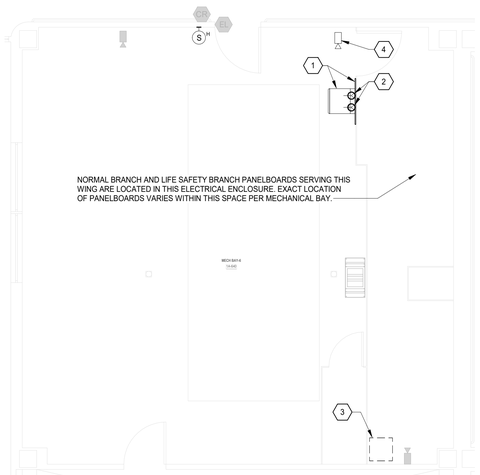

2 BLDG 100 - TELECOMMUNICATIONS PLAN - MECH BAY-6 1A-640 NEW PLAN
3/16" = 1'-0"

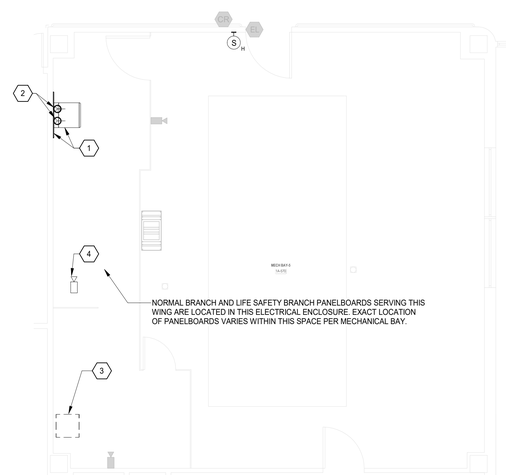

1 BLDG 100 - TELECOMMUNICATIONS PLAN - MECH BAY-5 1A-570 NEW PLAN
3/16" = 1'-0"

TELECOMMUNICATIONS GENERAL NOTES

A. DRAWING IS DIAGRAMMATIC IN NATURE AND IS NOT TO BE CONSTRUED AS ALL INCLUSIVE; FIELD VERIFY EXISTING CONDITIONS AND ADJUST WORK AS REQUIRED TO EXECUTE SPECIFIED WORK.

B. EXISTING CONDITIONS INDICATED ARE BASED ON GENERAL FIELD NOTES AND HISTORICAL DATA AND DOCUMENTATION AND ARE FOR REFERENCE PURPOSES ONLY TO DEFINE SCOPE OF WORK; FIELD VERIFY ALL CONDITIONS.

C. THIS SITE IS AN ACTIVE WORKING ENVIRONMENT; SYSTEMS SHALL NOT BE SHUTDOWN WITHOUT WRITTEN AUTHORIZATION; ALL REQUESTS SHALL BE SUBMITTED IN WRITING A MINIMUM OF TEN (10) WORKING-DAYS PRIOR TO PROPOSED ACTIVITY DATE OR NEED UNLESS DIRECTED OTHERWISE.

D. SEE T-001 TELECOMMUNICATIONS COVER SHEET FOR SYMBOLS DEFINITION:
1. SYMBOLS GRAYED/ HALFTONE: INDICATED FOR REFERENCE AND/OR INDICATING EXISTING UNLESS SPECIFICALLY NOTED OTHERWISE.
2. SYMBOLS DASHED OR SPECIFICALLY KEYED NOTED: INDICATES DEMOLITION WORK.

E. OWNER SHALL HAVE FIRST SALVAGE RIGHTS FOR ANY DEMOLISHED DEVICES OR MATERIAL.

F. REFER TO TN501 FOR SPEAKER MOUNTING DETAILS.

G. CONTRACTOR TO UTILIZE EXISTING SPEAKER PLACEMENTS FOR INSTALLATION OF NEW SPEAKERS WHEREVER POSSIBLE. TEMPORARILY SUPPORT EXISTING SPEAKERS DURING CONSTRUCTION UNTIL NEW SYSTEM HAS BEEN INSTALLED, TESTED, AND ACCEPTED.

TELECOMMUNICATIONS KEYNOTES

#	
1	NEW DOUBLEHINGED, WALL-MOUNTED, LOCKABLE TELECOMMUNICATIONS ENCLOSURE, WALL-MOUNT ON FIRE TREATED PLYWOOD. REFER TO DETAIL 2/TN501.
2	ELECTRICAL POWER FOR EACH TELECOMMUNICATIONS EQUIPMENT CABINET (SEE DETAIL 2/TN501). PROVIDE ONE (1) 30A, 120VAC CIRCUIT FROM THE NEAREST LIFE SAFETY BRANCH PANELBOARD AND ONE (1) 30A, 120VAC CIRCUIT FROM THE NEAREST NORMAL POWER BRANCH PANELBOARD, EACH WITH THE FOLLOWING MINIMUM FEEDERS (2)#10, (1)#10G IN 3/4" CONDUIT. IN EACH PANELBOARD, INSTALL NEW OCPD IN SPACES OR REPLACE EXISTING SPARE OCPD. PROVIDE LOCKOUT DEVICES TO MAINTAIN DEVICE IN CLOSED POSITION AND UPDATE PANELBOARD SCHEDULE WITH SPECIFIC LOADS NAMES AT COMPLETION OF WORK.
3	EXISTING ANALOG INTERCOM SPEAKER SYSTEM HEAD-END TO BE DEMOLISHED AFTER INSTALLATION, TESTING, AND ACCEPTANCE OF NEW PA SYSTEM. COORDINATE SHUTDOWN OF ANALOG SYSTEM WITH VA AFTER NEW IP SYSTEM IS ACTIVE.
4	FIXED CAMERA DIRECTED AT TELECOMMUNICATIONS ENCLOSURE WITH OBSTRUCTED FIELD-OF-VIEW.

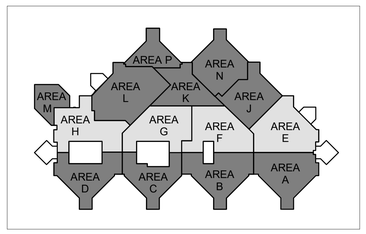

KEY PLAN - BLDG 100 - LEVEL 1 - AREAS EFGH
1" = 200'-0"

FULLY SPRINKLERED

100% BID DOCUMENTS

No.	REVISION DESCRIPTION	DATE

7/18/2025 17:24:52

CONSULTANTS:

ARCHITECT
SPUR DESIGN
312 SW 25TH STREET
OKLAHOMA CITY, OK 73109
(405) 842-6100

MECH / ELEC / PLUMB / TELECOM
SPUR DESIGN
2519 MADISON AVE., STE 100
KANSAS CITY, MO 64108
(913) 369-7200

FIRE PROTECTION ENGINEER
RATED ENGINEERING
609 S. KELLY AVENUE, STE H2
EDMOND, OK 73003
(405) 210-5814

INDUSTRIAL HYGENIST
RIVERFRONT SAFETY & HEALTH
11140 S TOWNE SQUARE, STE 100
ST. LOUIS, MO 63123
(314) 917-0148

PHYSICAL SECURITY
FORCE PROTECT
10901 FRONT BEACH RD, UNIT 1415
PANAMA CITY BEACH, FL 32407
(502) 836-4232

ENGINEER: H2B #: 23-133

H2B, INC.
1225 NORTH LOOP WEST, # 800
HOUSTON, TEXAS 77008
(713) 864-2900

TEXAS FIRM REGISTRATION #: 8856

STAMP:
REGISTERED COMMUNICATIONS DISTRIBUTION DESIGNER
Bicsi
KRISTOPHER G HETLAGE
BICSI ID # 328601
EXPIRES 12-31-27
RCDD
9/4/25

Drawing Title
TELECOMMUNICATIONS ENLARGED PLANS - BUILDING 100 - LEVEL 1

VA Health Care System Approval:

Project Title
REPLACE/UPGRADE CAMPUS OVERHEAD PAGING SYSTEM

Location MICHAEL E. DEBAKEY VAMC
2002 HOLCOMBE BLVD
HOUSTON, TX 77030

Date **07/21/2025** | Checked KGH | Drawn MDT

Project Number **580-25-101**

Building Number 100

Drawing Number
TN405
Drawing # 210 OF 231

Veterans Health Administration

VA U.S. Department of Veterans Affairs

VA FORM 08-6231

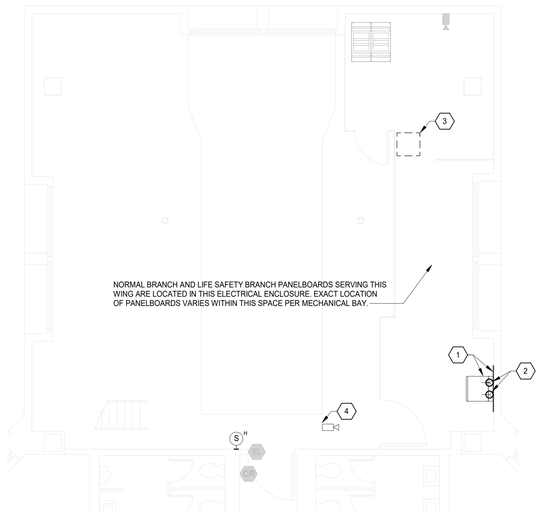

4 BLDG 100 - TELECOMMUNICATIONS PLAN - MECH BAY-12 1A-222A NEW PLAN
3/16" = 1'-0"

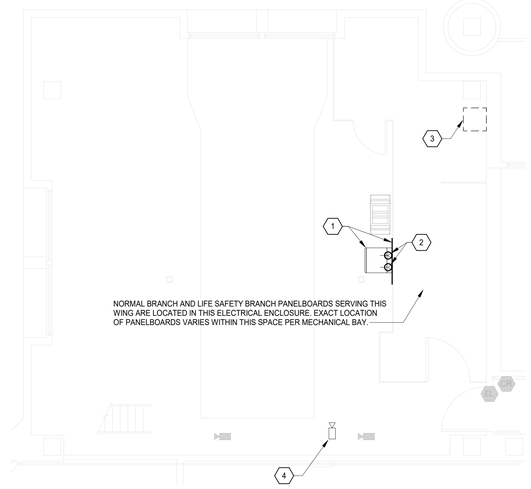

3 BLDG 100 - TELECOMMUNICATIONS PLAN - MECH BAY-11 1A-755 NEW PLAN
3/16" = 1'-0"

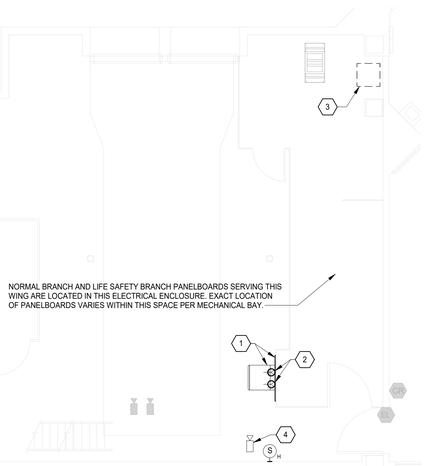

2 BLDG 100 - TELECOMMUNICATIONS PLAN - MECH BAY-10 1A-200 NEW PLAN
3/16" = 1'-0"

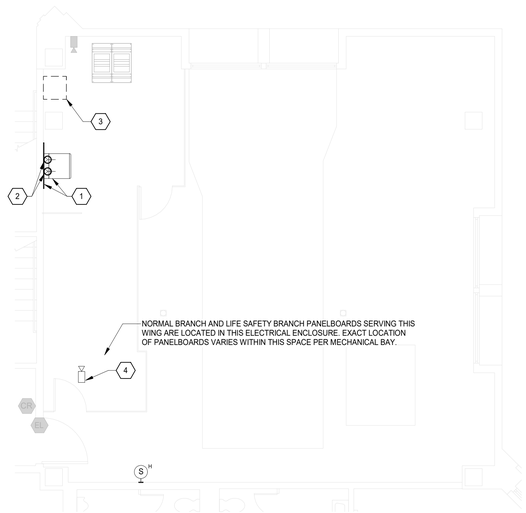

1 BLDG 100 - TELECOMMUNICATIONS PLAN - MECH BAY-9 1A-360A NEW PLAN
3/16" = 1'-0"

TELECOMMUNICATIONS GENERAL NOTES

A. DRAWING IS DIAGRAMMATIC IN NATURE AND IS NOT TO BE CONSTRUED AS ALL INCLUSIVE; FIELD VERIFY EXISTING CONDITIONS AND ADJUST WORK AS REQUIRED TO EXECUTE SPECIFIED WORK.

B. EXISTING CONDITIONS INDICATED ARE BASED ON GENERAL FIELD NOTES AND HISTORICAL DATA AND DOCUMENTATION AND ARE FOR REFERENCE PURPOSES ONLY TO DEFINE SCOPE OF WORK; FIELD VERIFY ALL CONDITIONS.

C. THIS SITE IS AN ACTIVE WORKING ENVIRONMENT; SYSTEMS SHALL NOT BE SHUTDOWN WITHOUT WRITTEN AUTHORIZATION; ALL REQUESTS SHALL BE SUBMITTED IN WRITING A MINIMUM OF TEN (10) WORKING-DAYS PRIOR TO PROPOSED ACTIVITY DATE OR NEED UNLESS DIRECTED OTHERWISE.

D. SEE T-001 TELECOMMUNICATIONS COVER SHEET FOR SYMBOLS DEFINITION:
1. SYMBOLS GRAYED/ HALFTONE: INDICATED FOR REFERENCE AND/OR INDICATING EXISTING UNLESS SPECIFICALLY NOTED OTHERWISE.
2. SYMBOLS DASHED OR SPECIFICALLY KEYED NOTED: INDICATES DEMOLITION WORK.

E. OWNER SHALL HAVE FIRST SALVAGE RIGHTS FOR ANY DEMOLISHED DEVICES OR MATERIAL.

F. REFER TO TN501 FOR SPEAKER MOUNTING DETAILS.

G. CONTRACTOR TO UTILIZE EXISTING SPEAKER PLACEMENTS FOR INSTALLATION OF NEW SPEAKERS WHEREVER POSSIBLE. TEMPORARILY SUPPORT EXISTING SPEAKERS DURING CONSTRUCTION UNTIL NEW SYSTEM HAS BEEN INSTALLED, TESTED, AND ACCEPTED.

TELECOMMUNICATIONS KEYNOTES

#	
1	NEW DOUBLEHINGED, WALL-MOUNTED, LOCKABLE TELECOMMUNICATIONS ENCLOSURE, WALL-MOUNT ON FIRE TREATED PLYWOOD. REFER TO DETAIL 2/TN501.
2	ELECTRICAL POWER FOR EACH TELECOMMUNICATIONS EQUIPMENT CABINET (SEE DETAIL 2/TN501): PROVIDE ONE (1) 30A, 120VAC CIRCUIT FROM THE NEAREST LIFE SAFETY BRANCH PANELBOARD AND ONE (1) 30A, 120VAC CIRCUIT FROM THE NEAREST NORMAL POWER BRANCH PANELBOARD, EACH WITH THE FOLLOWING MINIMUM FEEDERS (2)#10, (1)#10G IN 3/4" CONDUIT. IN EACH PANELBOARD, INSTALL NEW OCPD IN SPACES OR REPLACE EXISTING SPARE OCPD. PROVIDE LOCKOUT DEVICES TO MAINTAIN DEVICE IN CLOSED POSITION AND UPDATE PANELBOARD SCHEDULE WITH SPECIFIC LOADS NAMES AT COMPLETION OF WORK.
3	EXISTING ANALOG INTERCOM SPEAKER SYSTEM HEAD-END TO BE DEMOLISHED AFTER INSTALLATION, TESTING, AND ACCEPTANCE OF NEW PA SYSTEM. COORDINATE SHUTDOWN OF ANALOG SYSTEM WITH VA AFTER NEW IP SYSTEM IS ACTIVE.
4	FIXED CAMERA DIRECTED AT TELECOMMUNICATIONS ENCLOSURE WITH OBSTRUCTED FIELD-OF-VIEW.

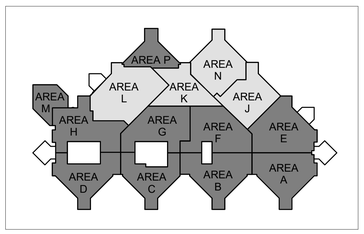

KEY PLAN - BLDG 100 - LEVEL 1- AREAS JKLN
1" = 200'-0"

FULLY SPRINKLERED

100% BID DOCUMENTS

No.	REVISION DESCRIPTION	DATE

CONSULTANTS:

ARCHITECT
SPUR DESIGN
312 SW 25TH STREET
OKLAHOMA CITY, OK 73109
(405) 842-6100

MECH / ELEC / PLUMB / TELECOM
SPUR DESIGN
2519 MADISON AVE., STE 100
KANSAS CITY, MO 64108
(913) 369-7200

FIRE PROTECTION ENGINEER
RATED ENGINEERING
609 S. KELLY AVENUE, STE H2
EDMOND, OK 73003
(405) 210-5814

INDUSTRIAL HYGENIST
RIVERFRONT SAFETY & HEALTH
11140 S TOWNE SQUARE, STE 100
ST. LOUIS, MO 63123
(314) 917-0148

PHYSICAL SECURITY
FORCE PROTECT
10901 FRONT BEACH RD, UNIT 1415
PANAMA CITY BEACH, FL 32407
(502) 836-4232

ENGINEER: H2B #: 23-133

H2B, INC.
1225 NORTH LOOP WEST, # 800
HOUSTON, TEXAS 77008
(713) 864-2900

TEXAS FIRM REGISTRATION #: 8856

STAMP:
REGISTERED COMMUNICATIONS DISTRIBUTION DESIGNER
Bicsi
KRISTOPHER G HETLAGE
BICSI ID # 328601
EXPIRES 12-31-27
RCDD
9/4/25

Drawing Title
TELECOMMUNICATIONS ENLARGED PLANS - BUILDING 100 - LEVEL 1

VA Health Care System Approval:

Project Title
REPLACE/UPGRADE CAMPUS OVERHEAD PAGING SYSTEM

Location MICHAEL E. DEBAKEY VAMC
2002 HOLCOMBE BLVD
HOUSTON, TX 77030

Date	Checked	Drawn
07/21/2025	KGH	MDT

Project Number
580-25-101

Building Number
100

Drawing Number
TN406
Drawing # 211 OF 231

Veterans Health Administration

U.S. Department of Veterans Affairs

7/18/2025 17:24:56

VA FORM 08-6231

4 BLDG 100 - TELECOMMUNICATIONS PLAN - MECH BAY-4 2C-238A PLAN
3/16" = 1'-0"

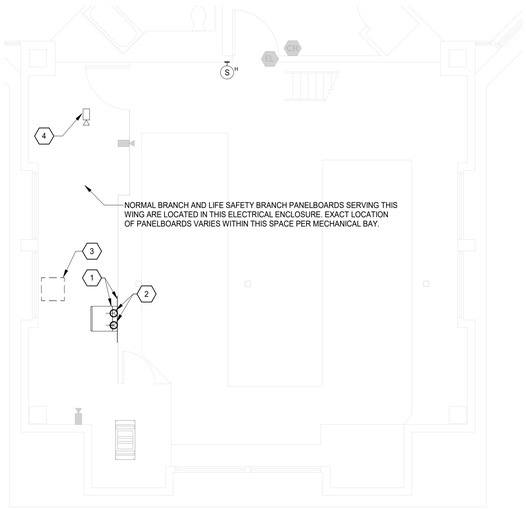

3 BLDG 100 - TELECOMMUNICATIONS PLAN - MECH BAY-3 2C-138A PLAN
3/16" = 1'-0"

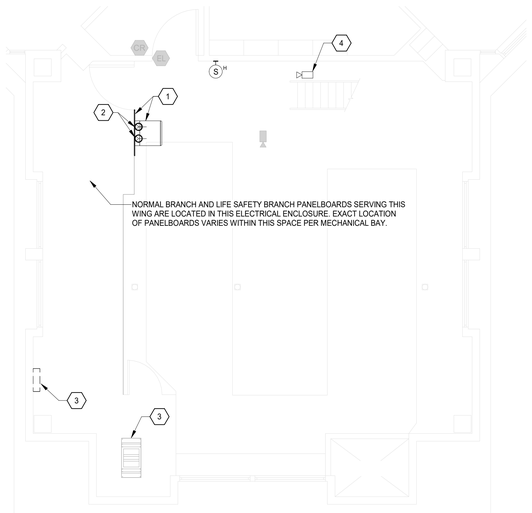

2 BLDG 100 - TELECOMMUNICATIONS PLAN - MECH BAY-2 2B-138A PLAN
3/16" = 1'-0"

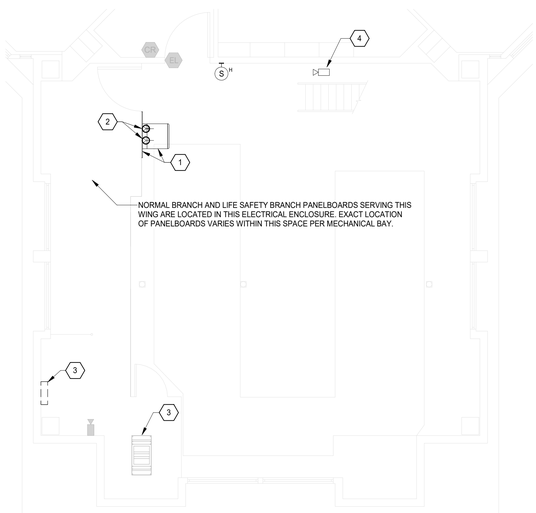

1 BLDG 100 - TELECOMMUNICATIONS PLAN - MECH BAY-1 2B-236A PLAN
3/16" = 1'-0"

TELECOMMUNICATIONS GENERAL NOTES

A. DRAWING IS DIAGRAMMATIC IN NATURE AND IS NOT TO BE CONSTRUED AS ALL INCLUSIVE; FIELD VERIFY EXISTING CONDITIONS AND ADJUST WORK AS REQUIRED TO EXECUTE SPECIFIED WORK.

B. EXISTING CONDITIONS INDICATED ARE BASED ON GENERAL FIELD NOTES AND HISTORICAL DATA AND DOCUMENTATION AND ARE FOR REFERENCE PURPOSES ONLY TO DEFINE SCOPE OF WORK; FIELD VERIFY ALL CONDITIONS.

C. THIS SITE IS AN ACTIVE WORKING ENVIRONMENT; SYSTEMS SHALL NOT BE SHUTDOWN WITHOUT WRITTEN AUTHORIZATION; ALL REQUESTS SHALL BE SUBMITTED IN WRITING A MINIMUM OF TEN (10) WORKING-DAYS PRIOR TO PROPOSED ACTIVITY DATE OR NEED UNLESS DIRECTED OTHERWISE.

D. SEE T-001 TELECOMMUNICATIONS COVER SHEET FOR SYMBOLS DEFINITION:
1. SYMBOLS GRAYED/ HALFTONE: INDICATED FOR REFERENCE AND/OR INDICATING EXISTING UNLESS SPECIFICALLY NOTED OTHERWISE.
2. SYMBOLS DASHED OR SPECIFICALLY KEYED NOTED: INDICATES DEMOLITION WORK.

E. OWNER SHALL HAVE FIRST SALVAGE RIGHTS FOR ANY DEMOLISHED DEVICES OR MATERIAL.

F. REFER TO TN501 FOR SPEAKER MOUNTING DETAILS.

G. CONTRACTOR TO UTILIZE EXISTING SPEAKER PLACEMENTS FOR INSTALLATION OF NEW SPEAKERS WHEREVER POSSIBLE. TEMPORARILY SUPPORT EXISTING SPEAKERS DURING CONSTRUCTION UNTIL NEW SYSTEM HAS BEEN INSTALLED, TESTED, AND ACCEPTED.

TELECOMMUNICATIONS KEYNOTES

#	
1	NEW DOUBLEHINGED, WALL-MOUNTED, LOCKABLE TELECOMMUNICATIONS ENCLOSURE, WALL-MOUNT ON FIRE TREATED PLYWOOD. REFER TO DETAIL 2/TN501.
2	ELECTRICAL POWER FOR EACH TELECOMMUNICATIONS EQUIPMENT CABINET (SEE DETAIL 2/TN501): PROVIDE ONE (1) 30A, 120VAC CIRCUIT FROM THE NEAREST LIFE SAFETY BRANCH PANELBOARD AND ONE (1) 30A, 120VAC CIRCUIT FROM THE NEAREST NORMAL POWER BRANCH PANELBOARD, EACH WITH THE FOLLOWING MINIMUM FEEDERS (2)#10, (1)#10G IN 3/4" CONDUIT. IN EACH PANELBOARD, INSTALL NEW OCPD IN SPACES OR REPLACE EXISTING SPARE OCPD. PROVIDE LOCKOUT DEVICES TO MAINTAIN DEVICE IN CLOSED POSITION AND UPDATE PANELBOARD SCHEDULE WITH SPECIFIC LOADS NAMES AT COMPLETION OF WORK.
3	EXISTING ANALOG INTERCOM SPEAKER JUNCTION/DISTRIBUTION PANEL AND VA/LAN CABINET.
4	FIXED CAMERA DIRECTED AT TELECOMMUNICATIONS ENCLOSURE WITH OBSTRUCTED FIELD-OF-VIEW.

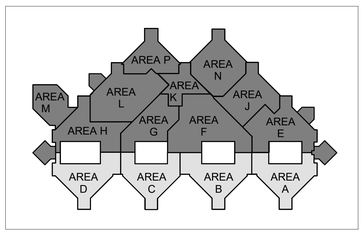

KEY PLAN - BLDG 100 - LEVEL 2 - AREAS ABCD
1" = 200'-0"

FULLY SPRINKLERED

100% BID DOCUMENTS

No.	REVISION DESCRIPTION	DATE

7/18/2025 17:25:01

CONSULTANTS:

ARCHITECT
SPUR DESIGN
312 SW 25TH STREET
OKLAHOMA CITY, OK 73109
(405) 842-6100

MECH / ELEC / PLUMB / TELECOM
SPUR DESIGN
2519 MADISON AVE., STE 100
KANSAS CITY, MO 64108
(913) 369-7200

FIRE PROTECTION ENGINEER
RATED ENGINEERING
609 S. KELLY AVENUE, STE H2
EDMOND, OK 73003
(405) 210-5814

INDUSTRIAL HYGENIST
RIVERFRONT SAFETY & HEALTH
11140 S TOWNE SQUARE, STE 100
ST. LOUIS, MO 63123
(314) 917-0148

PHYSICAL SECURITY
FORCE PROTECT
10901 FRONT BEACH RD, UNIT 1415
PANAMA CITY BEACH, FL 32407
(502) 836-4232

ENGINEER: H2B #: 23-133

H2B, INC.
1225 NORTH LOOP WEST, # 800
HOUSTON, TEXAS 77008
(713) 864-2900

TEXAS FIRM REGISTRATION #: 8856

STAMP:
REGISTERED COMMUNICATIONS DISTRIBUTION DESIGNER
BICSI
KRISTOPHER G HETLAGE
BICSI ID # 328601
EXPIRES 12-31-27
RCDD
9/4/25

Drawing Title
TELECOMMUNICATIONS ENLARGED PLANS - BUILDING 100 - LEVEL 2

VA Health Care System Approval:

Project Title
REPLACE/UPGRADE CAMPUS OVERHEAD PAGING SYSTEM

Location MICHAEL E. DEBAKEY VAMC
2002 HOLCOMBE BLVD
HOUSTON, TX 77030

Date	Checked	Drawn
07/21/2025	KGH	MDT

Project Number **580-25-101**

Building Number 100

Drawing Number **TN407**

Drawing # 212 OF 231

Veterans Health Administration

VA U.S. Department of Veterans Affairs

VA FORM 08-6231



4 BLDG 100 - TELECOMMUNICATIONS PLAN - MECH BAY-8 2C-456A PLAN
3/16" = 1'-0"

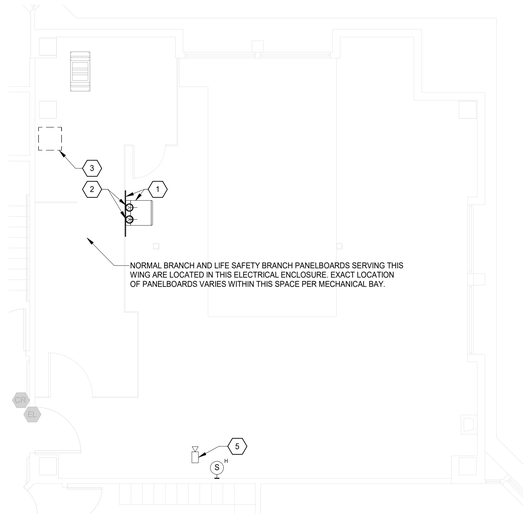

3 BLDG 100 - TELECOMMUNICATIONS PLAN - MECH BAY-7 2B-326 PLAN
3/16" = 1'-0"

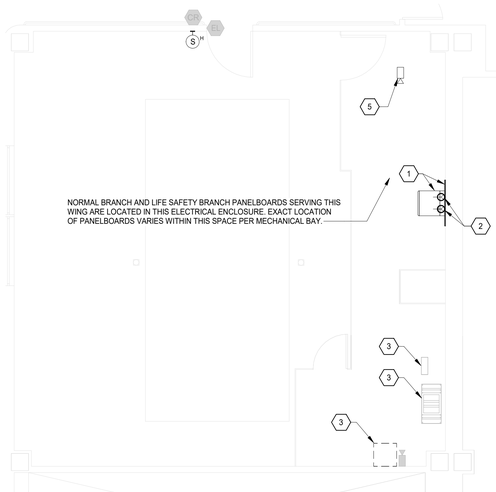

2 BLDG 100 - TELECOMMUNICATIONS PLAN - MECH BAY-6 2A-295 PLAN
3/16" = 1'-0"

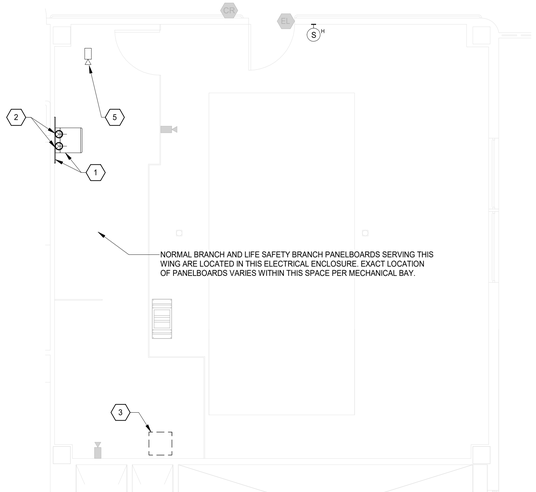

1 BLDG 100 - TELECOMMUNICATIONS PLAN - MECH BAY-5 2A-275 PLAN
3/16" = 1'-0"

TELECOMMUNICATIONS GENERAL NOTES

A. DRAWING IS DIAGRAMMATIC IN NATURE AND IS NOT TO BE CONSTRUED AS ALL INCLUSIVE; FIELD VERIFY EXISTING CONDITIONS AND ADJUST WORK AS REQUIRED TO EXECUTE SPECIFIED WORK.

B. EXISTING CONDITIONS INDICATED ARE BASED ON GENERAL FIELD NOTES AND HISTORICAL DATA AND DOCUMENTATION AND ARE FOR REFERENCE PURPOSES ONLY TO DEFINE SCOPE OF WORK; FIELD VERIFY ALL CONDITIONS.

C. THIS SITE IS AN ACTIVE WORKING ENVIRONMENT; SYSTEMS SHALL NOT BE SHUTDOWN WITHOUT WRITTEN AUTHORIZATION; ALL REQUESTS SHALL BE SUBMITTED IN WRITING A MINIMUM OF TEN (10) WORKING-DAYS PRIOR TO PROPOSED ACTIVITY DATE OR NEED UNLESS DIRECTED OTHERWISE.

D. SEE T-001 TELECOMMUNICATIONS COVER SHEET FOR SYMBOLS DEFINITION:
1. SYMBOLS GRAYED/ HALFTONE: INDICATED FOR REFERENCE AND/OR INDICATING EXISTING UNLESS SPECIFICALLY NOTED OTHERWISE.
2. SYMBOLS DASHED OR SPECIFICALLY KEYED NOTED: INDICATES DEMOLITION WORK.

E. OWNER SHALL HAVE FIRST SALVAGE RIGHTS FOR ANY DEMOLISHED DEVICES OR MATERIAL.

F. REFER TO TN501 FOR SPEAKER MOUNTING DETAILS.

G. CONTRACTOR TO UTILIZE EXISTING SPEAKER PLACEMENTS FOR INSTALLATION OF NEW SPEAKERS WHEREVER POSSIBLE. TEMPORARILY SUPPORT EXISTING SPEAKERS DURING CONSTRUCTION UNTIL NEW SYSTEM HAS BEEN INSTALLED, TESTED, AND ACCEPTED.

TELECOMMUNICATIONS KEYNOTES

#	
1	NEW DOUBLEHINGED, WALL-MOUNTED, LOCKABLE TELECOMMUNICATIONS ENCLOSURE, WALL-MOUNT ON FIRE TREATED PLYWOOD. REFER TO DETAIL 2/TN501.
2	ELECTRICAL POWER FOR EACH TELECOMMUNICATIONS EQUIPMENT CABINET (SEE DETAIL 2/TN501); PROVIDE ONE (1) 30A, 120VAC CIRCUIT FROM THE NEAREST LIFE SAFETY BRANCH PANELBOARD AND ONE (1) 30A, 120VAC CIRCUIT FROM THE NEAREST NORMAL POWER BRANCH PANELBOARD, EACH WITH THE FOLLOWING MINIMUM FEEDERS (2)#10, (1)#10G IN 3/4" CONDUIT. IN EACH PANELBOARD, INSTALL NEW OCPD IN SPACES OR REPLACE EXISTING SPARE OCPD. PROVIDE LOCKOUT DEVICES TO MAINTAIN DEVICE IN CLOSED POSITION AND UPDATE PANELBOARD SCHEDULE WITH SPECIFIC LOADS NAMES AT COMPLETION OF WORK.
3	EXISTING ANALOG INTERCOM SPEAKER JUNCTION/DISTRIBUTION PANEL AND VA/LAN CABINET AND AUX. 2-POST RACK.
5	FIXED CAMERA DIRECTED AT TELECOMMUNICATIONS ENCLOSURE WITH OBSTRUCTED FIELD-OF-VIEW.

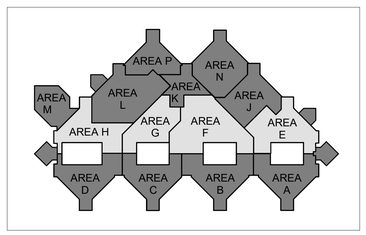

KEY PLAN - BLDG 100 - LEVEL 2 - AREAS EFGH
1" = 200'-0"

FULLY SPRINKLERED

100% BID DOCUMENTS

No.	REVISION DESCRIPTION	DATE

7/18/2025 17:25:06

CONSULTANTS:

ARCHITECT
SPUR DESIGN
312 SW 25TH STREET
OKLAHOMA CITY, OK 73109
(405) 842-6100

MECH / ELEC / PLUMB / TELECOM
SPUR DESIGN
2519 MADISON AVE., STE 100
KANSAS CITY, MO 64108
(913) 369-7200

FIRE PROTECTION ENGINEER
RATED ENGINEERING
609 S. KELLY AVENUE, STE H2
EDMOND, OK 73003
(405) 210-5814

INDUSTRIAL HYGENIST
RIVERFRONT SAFETY & HEALTH
11140 S TOWNE SQUARE, STE 100
ST. LOUIS, MO 63123
(314) 917-0148

PHYSICAL SECURITY
FORCE PROTECT
10901 FRONT BEACH RD, UNIT 1415
PANAMA CITY BEACH, FL 32407
(502) 836-4232

ENGINEER: H2B #: 23-133

H2B, INC.
1225 NORTH LOOP WEST, # 800
HOUSTON, TEXAS 77008
(713) 864-2900

TEXAS FIRM REGISTRATION #: 8856

STAMP:
REGISTERED COMMUNICATIONS DISTRIBUTION DESIGNER
Bicsi
KRISTOPHER G HETLAGE
BICSI ID # 328601
EXPIRES 12-31-27
RCDD
9/4/25

Drawing Title
TELECOMMUNICATIONS ENLARGED PLANS - BUILDING 100 - LEVEL 2

VA Health Care System Approval:

Project Title
REPLACE/UPGRADE CAMPUS OVERHEAD PAGING SYSTEM

Location MICHAEL E. DEBAKEY VAMC
2002 HOLCOMBE BLVD
HOUSTON, TX 77030

Date	Checked	Drawn
07/21/2025	KGH	MDT

Project Number
580-25-101

Building Number
100

Drawing Number
TN408
Drawing # 213 OF 231

Veterans Health Administration

VA U.S. Department of Veterans Affairs

VA FORM 08-6231

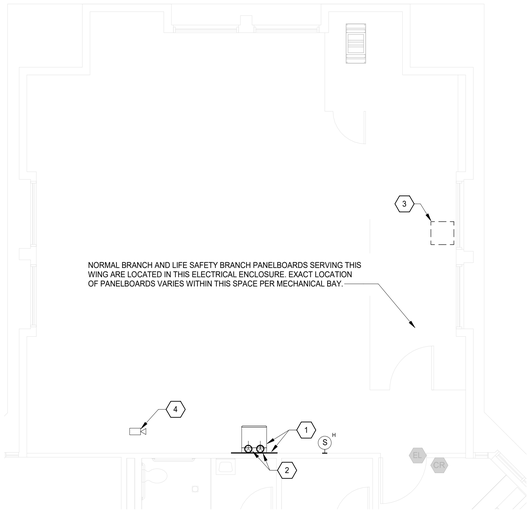

N

4 BLDG 100 - TELECOMMUNICATIONS PLAN - MECH BAY-12 2A-472 PLAN
3/16" = 1'-0"

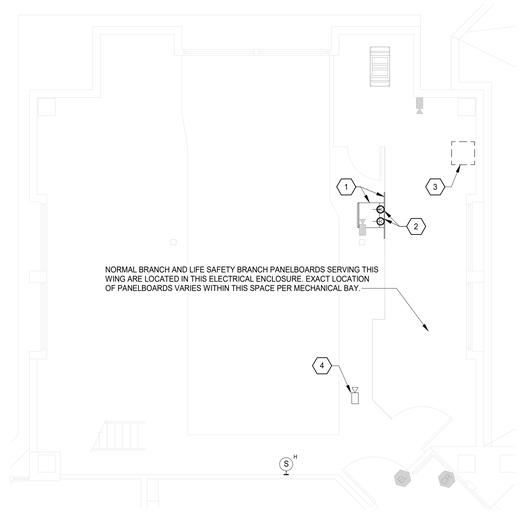

N

3 BLDG 100 - TELECOMMUNICATIONS PLAN - MECH BAY-11 2C-429 PLAN
3/16" = 1'-0"

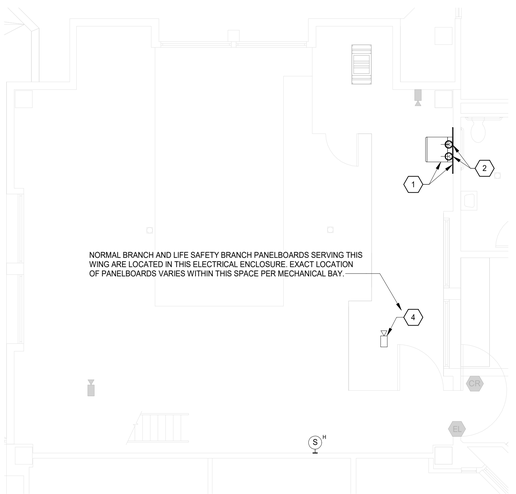

N

2 BLDG 100 - TELECOMMUNICATIONS PLAN - MECH BAY-10 2B-500 PLAN
3/16" = 1'-0"

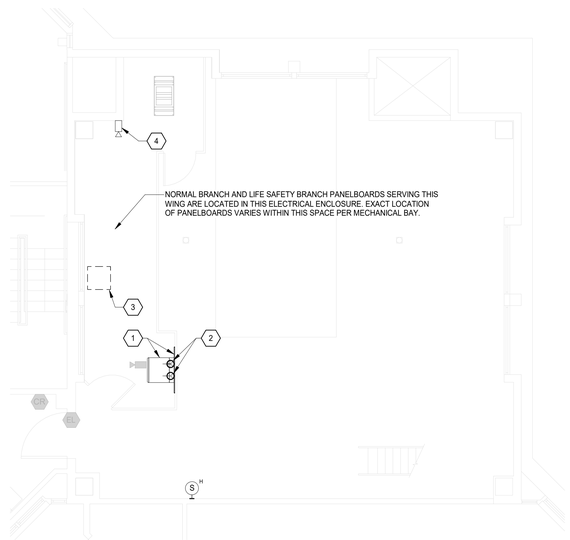

N

1 BLDG 100 - TELECOMMUNICATIONS PLAN - MECH BAY-9 2B-580 PLAN
3/16" = 1'-0"

TELECOMMUNICATIONS GENERAL NOTES

A. DRAWING IS DIAGRAMMATIC IN NATURE AND IS NOT TO BE CONSTRUED AS ALL INCLUSIVE; FIELD VERIFY EXISTING CONDITIONS AND ADJUST WORK AS REQUIRED TO EXECUTE SPECIFIED WORK.

B. EXISTING CONDITIONS INDICATED ARE BASED ON GENERAL FIELD NOTES AND HISTORICAL DATA AND DOCUMENTATION AND ARE FOR REFERENCE PURPOSES ONLY TO DEFINE SCOPE OF WORK; FIELD VERIFY ALL CONDITIONS.

C. THIS SITE IS AN ACTIVE WORKING ENVIRONMENT; SYSTEMS SHALL NOT BE SHUTDOWN WITHOUT WRITTEN AUTHORIZATION; ALL REQUESTS SHALL BE SUBMITTED IN WRITING A MINIMUM OF TEN (10) WORKING-DAYS PRIOR TO PROPOSED ACTIVITY DATE OR NEED UNLESS DIRECTED OTHERWISE.

D. SEE T-001 TELECOMMUNICATIONS COVER SHEET FOR SYMBOLS DEFINITION:
1. SYMBOLS GRAYED/ HALFTONE: INDICATED FOR REFERENCE AND/OR INDICATING EXISTING UNLESS SPECIFICALLY NOTED OTHERWISE.
2. SYMBOLS DASHED OR SPECIFICALLY KEYED NOTED: INDICATES DEMOLITION WORK.

E. OWNER SHALL HAVE FIRST SALVAGE RIGHTS FOR ANY DEMOLISHED DEVICES OR MATERIAL.

F. REFER TO TN501 FOR SPEAKER MOUNTING DETAILS.

G. CONTRACTOR TO UTILIZE EXISTING SPEAKER PLACEMENTS FOR INSTALLATION OF NEW SPEAKERS WHEREVER POSSIBLE. TEMPORARILY SUPPORT EXISTING SPEAKERS DURING CONSTRUCTION UNTIL NEW SYSTEM HAS BEEN INSTALLED, TESTED, AND ACCEPTED.

TELECOMMUNICATIONS KEYNOTES

#	
1	NEW DOUBLEHINGED, WALL-MOUNTED, LOCKABLE TELECOMMUNICATIONS ENCLOSURE, WALL-MOUNT ON FIRE TREATED PLYWOOD. REFER TO DETAIL 2/TN501.
2	ELECTRICAL POWER FOR EACH TELECOMMUNICATIONS EQUIPMENT CABINET (SEE DETAIL 2/TN501): PROVIDE ONE (1) 30A, 120VAC CIRCUIT FROM THE NEAREST LIFE SAFETY BRANCH PANELBOARD AND ONE (1) 30A, 120VAC CIRCUIT FROM THE NEAREST NORMAL POWER BRANCH PANELBOARD, EACH WITH THE FOLLOWING MINIMUM FEEDERS (2)#10, (1)#10G IN 3/4" CONDUIT. IN EACH PANELBOARD, INSTALL NEW OCPD IN SPACES OR REPLACE EXISTING SPARE OCPD. PROVIDE LOCKOUT DEVICES TO MAINTAIN DEVICE IN CLOSED POSITION AND UPDATE PANELBOARD SCHEDULE WITH SPECIFIC LOADS NAMES AT COMPLETION OF WORK.
3	EXISTING ANALOG INTERCOM SPEAKER JUNCTION/DISTRIBUTION PANEL AND VA/LAN CABINET.
4	FIXED CAMERA DIRECTED AT TELECOMMUNICATIONS ENCLOSURE WITH OBSTRUCTED FIELD-OF-VIEW.

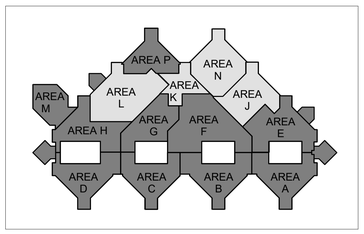

KEY PLAN - BLDG 100 - LEVEL 2 - AREAS JKLN
1" = 200'-0"

FULLY SPRINKLERED

100% BID DOCUMENTS

No.	REVISION DESCRIPTION	DATE

7/18/2025 17:25:11

CONSULTANTS:

ARCHITECT
SPUR DESIGN
312 SW 25TH STREET
OKLAHOMA CITY, OK 73109
(405) 842-6100

MECH / ELEC / PLUMB / TELECOM
SPUR DESIGN
2519 MADISON AVE., STE 100
KANSAS CITY, MO 64108
(913) 369-7200

FIRE PROTECTION ENGINEER
RATED ENGINEERING
609 S. KELLY AVENUE, STE H2
EDMOND, OK 73003
(405) 210-5814

INDUSTRIAL HYGENIST
RIVERFRONT SAFETY & HEALTH
11140 S TOWNE SQUARE, STE 100
ST. LOUIS, MO 63123
(314) 917-0148

PHYSICAL SECURITY
FORCE PROTECT
10901 FRONT BEACH RD, UNIT 1415
PANAMA CITY BEACH, FL 32407
(502) 836-4232

ENGINEER: H2B #: 23-133

H2B, INC.
1225 NORTH LOOP WEST, # 800
HOUSTON, TEXAS 77008
(713) 864-2900

TEXAS FIRM REGISTRATION #: 8856

STAMP:
REGISTERED COMMUNICATIONS DISTRIBUTION DESIGNER
Bicsi
KRISTOPHER G HETLAGE
BICSI ID # 328601
EXPIRES 12-31-27
RCDD
9/4/25

Drawing Title
TELECOMMUNICATIONS ENLARGED PLANS - BUILDING 100 - LEVEL 2

VA Health Care System Approval:

Project Title
REPLACE/UPGRADE CAMPUS OVERHEAD PAGING SYSTEM

Location MICHAEL E. DEBAKEY VAMC
2002 HOLCOMBE BLVD
HOUSTON, TX 77030

Date	Checked	Drawn
07/21/2025	KGH	MDT

Project Number
580-25-101

Building Number
100

Drawing Number
TN409
Drawing # 214 OF 231

Veterans Health Administration

VA U.S. Department of Veterans Affairs

VA FORM 08-6231

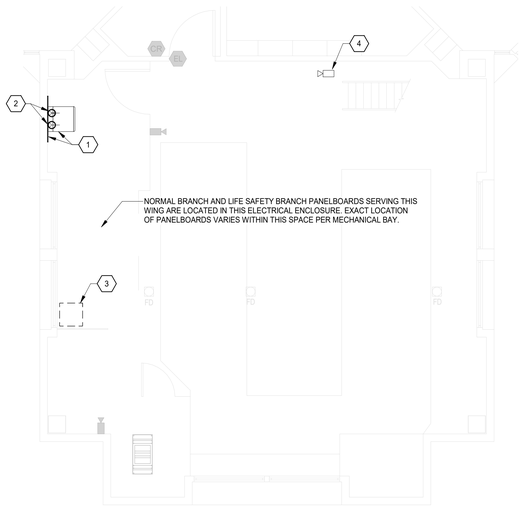

4 BLDG 100 - TELECOMMUNICATIONS PLAN - MECH BAY-4 3C-238A PLAN
3/16" = 1'-0"

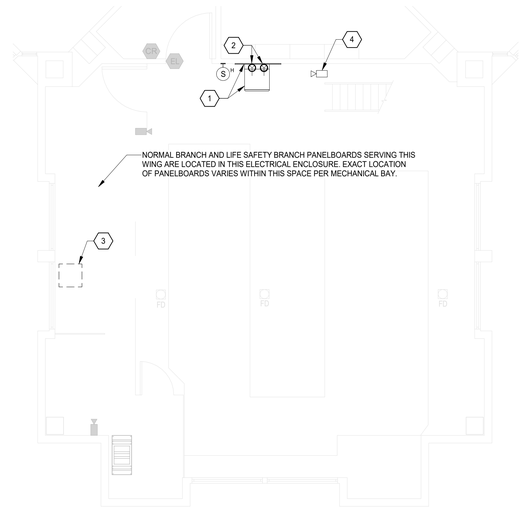

3 BLDG 100 - TELECOMMUNICATIONS PLAN - MECH BAY-3 3C-136A PLAN
3/16" = 1'-0"

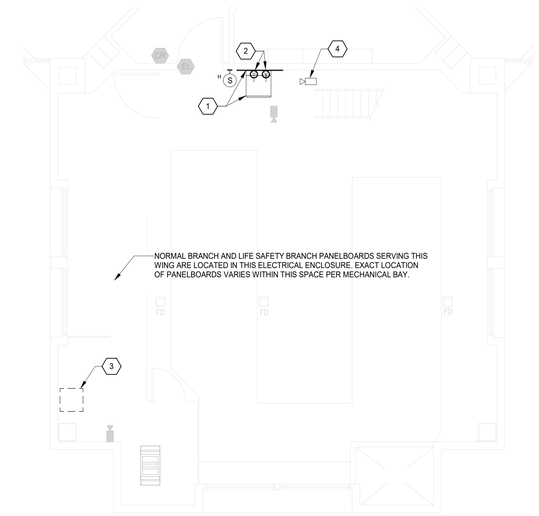

2 BLDG 100 - TELECOMMUNICATIONS PLAN - MECH BAY-2 3B-138A PLAN
3/16" = 1'-0"

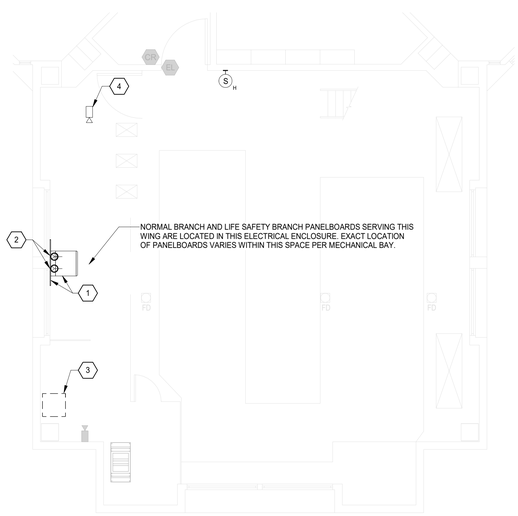

1 BLDG 100 - TELECOMMUNICATIONS PLAN - MECH BAY-1 3B-236A PLAN
3/16" = 1'-0"

TELECOMMUNICATIONS GENERAL NOTES

A. DRAWING IS DIAGRAMMATIC IN NATURE AND IS NOT TO BE CONSTRUED AS ALL INCLUSIVE; FIELD VERIFY EXISTING CONDITIONS AND ADJUST WORK AS REQUIRED TO EXECUTE SPECIFIED WORK.

B. EXISTING CONDITIONS INDICATED ARE BASED ON GENERAL FIELD NOTES AND HISTORICAL DATA AND DOCUMENTATION AND ARE FOR REFERENCE PURPOSES ONLY TO DEFINE SCOPE OF WORK; FIELD VERIFY ALL CONDITIONS.

C. THIS SITE IS AN ACTIVE WORKING ENVIRONMENT; SYSTEMS SHALL NOT BE SHUTDOWN WITHOUT WRITTEN AUTHORIZATION; ALL REQUESTS SHALL BE SUBMITTED IN WRITING A MINIMUM OF TEN (10) WORKING-DAYS PRIOR TO PROPOSED ACTIVITY DATE OR NEED UNLESS DIRECTED OTHERWISE.

D. SEE T-001 TELECOMMUNICATIONS COVER SHEET FOR SYMBOLS DEFINITION:
1. SYMBOLS GRAYED/ HALFTONE: INDICATED FOR REFERENCE AND/OR INDICATING EXISTING UNLESS SPECIFICALLY NOTED OTHERWISE.
2. SYMBOLS DASHED OR SPECIFICALLY KEYED NOTED: INDICATES DEMOLITION WORK.

E. OWNER SHALL HAVE FIRST SALVAGE RIGHTS FOR ANY DEMOLISHED DEVICES OR MATERIAL.

F. REFER TO TN501 FOR SPEAKER MOUNTING DETAILS.

G. CONTRACTOR TO UTILIZE EXISTING SPEAKER PLACEMENTS FOR INSTALLATION OF NEW SPEAKERS WHEREVER POSSIBLE. TEMPORARILY SUPPORT EXISTING SPEAKERS DURING CONSTRUCTION UNTIL NEW SYSTEM HAS BEEN INSTALLED, TESTED, AND ACCEPTED.

TELECOMMUNICATIONS KEYNOTES

#	
1	NEW DOUBLEHINGED, WALL-MOUNTED, LOCKABLE TELECOMMUNICATIONS ENCLOSURE, WALL-MOUNT ON FIRE TREATED PLYWOOD. REFER TO DETAIL 2/TN501.
2	ELECTRICAL POWER FOR EACH TELECOMMUNICATIONS EQUIPMENT CABINET (SEE DETAIL 2/TN501); PROVIDE ONE (1) 30A, 120VAC CIRCUIT FROM THE NEAREST LIFE SAFETY BRANCH PANELBOARD AND ONE (1) 30A, 120VAC CIRCUIT FROM THE NEAREST NORMAL POWER BRANCH PANELBOARD, EACH WITH THE FOLLOWING MINIMUM FEEDERS (2)#10, (1)#10G IN 3/4" CONDUIT. IN EACH PANELBOARD, INSTALL NEW OCPD IN SPACES OR REPLACE EXISTING SPARE OCPD. PROVIDE LOCKOUT DEVICES TO MAINTAIN DEVICE IN CLOSED POSITION AND UPDATE PANELBOARD SCHEDULE WITH SPECIFIC LOADS NAMES AT COMPLETION OF WORK.
3	EXISTING ANALOG INTERCOM SPEAKER SYSTEM HEAD-END TO BE DEMOLISHED AFTER INSTALLATION, TESTING, AND ACCEPTANCE OF NEW PA SYSTEM. COORDINATE SHUTDOWN OF ANALOG SYSTEM WITH VA AFTER NEW IP SYSTEM IS ACTIVE.
4	FIXED CAMERA DIRECTED AT TELECOMMUNICATIONS ENCLOSURE WITH OBSTRUCTED FIELD-OF-VIEW.

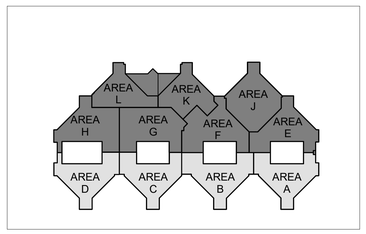

KEY PLAN - BLDG 100 - LEVEL 3 - AREAS ABCD
1" = 200'-0"

FULLY SPRINKLERED

100% BID DOCUMENTS

No.	REVISION DESCRIPTION	DATE

7/18/2025 17:25:15

CONSULTANTS:

ARCHITECT
SPUR DESIGN
312 SW 25TH STREET
OKLAHOMA CITY, OK 73109
(405) 842-6100

MECH / ELEC / PLUMB / TELECOM
SPUR DESIGN
2519 MADISON AVE., STE 100
KANSAS CITY, MO 64108
(913) 369-7200

FIRE PROTECTION ENGINEER
RATED ENGINEERING
609 S. KELLY AVENUE, STE H2
EDMOND, OK 73003
(405) 210-5814

INDUSTRIAL HYGENIST
RIVERFRONT SAFETY & HEALTH
11140 S TOWNE SQUARE, STE 100
ST. LOUIS, MO 63123
(314) 917-0148

PHYSICAL SECURITY
FORCE PROTECT
10901 FRONT BEACH RD, UNIT 1415
PANAMA CITY BEACH, FL 32407
(502) 836-4232

ENGINEER: H2B #: 23-133

H2B, INC.
1225 NORTH LOOP WEST, # 800
HOUSTON, TEXAS 77008
(713) 864-2900

TEXAS FIRM REGISTRATION #: 8856

STAMP:
REGISTERED COMMUNICATIONS DISTRIBUTION DESIGNER
Bicsi
KRISTOPHER G HETLAGE
BICSI ID # 328601
EXPIRES 12-31-27
RCDD
9/4/25

Drawing Title
TELECOMMUNICATIONS ENLARGED PLANS - BUILDING 100 - LEVEL 3

VA Health Care System Approval:

Project Title
REPLACE/UPGRADE CAMPUS OVERHEAD PAGING SYSTEM

Location MICHAEL E. DEBAKEY VAMC
2002 HOLCOMBE BLVD
HOUSTON, TX 77030

Date **07/21/2025** | Checked KGH | Drawn MDT

Project Number **580-25-101**

Building Number 100

Drawing Number
TN410
Drawing # 215 OF 231

Veterans Health Administration

VA U.S. Department of Veterans Affairs

VA FORM 08-6231

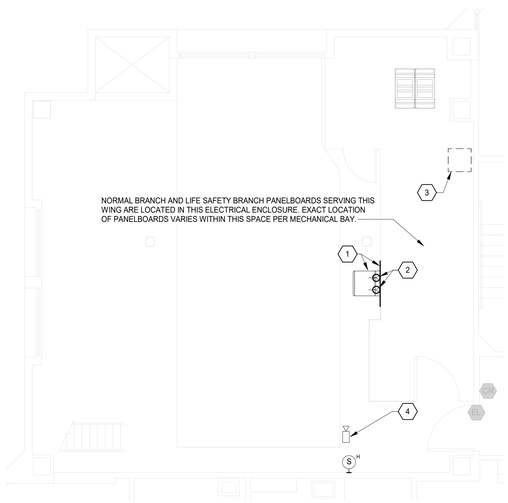

4 BLDG 100 - TELECOMMUNICATIONS PLAN - MECH BAY-8 3C-418A PLAN
3/16" = 1'-0"



3 BLDG 100 - TELECOMMUNICATIONS PLAN - MECH BAY-7 3B-350A PLAN
3/16" = 1'-0"

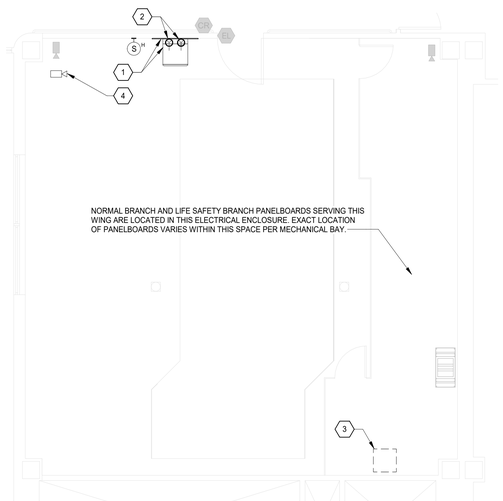

2 BLDG 100 - TELECOMMUNICATIONS PLAN - MECH BAY-6 3A-315 PLAN
3/16" = 1'-0"

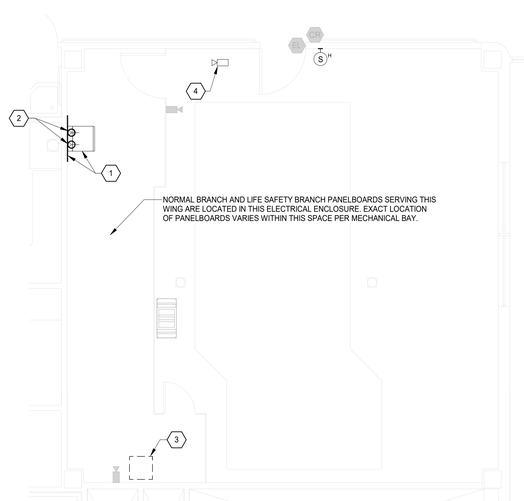

1 BLDG 100 - TELECOMMUNICATIONS PLAN - MECH BAY-5 3A-311 PLAN
3/16" = 1'-0"

TELECOMMUNICATIONS GENERAL NOTES

A. DRAWING IS DIAGRAMMATIC IN NATURE AND IS NOT TO BE CONSTRUED AS ALL INCLUSIVE; FIELD VERIFY EXISTING CONDITIONS AND ADJUST WORK AS REQUIRED TO EXECUTE SPECIFIED WORK.

B. EXISTING CONDITIONS INDICATED ARE BASED ON GENERAL FIELD NOTES AND HISTORICAL DATA AND DOCUMENTATION AND ARE FOR REFERENCE PURPOSES ONLY TO DEFINE SCOPE OF WORK; FIELD VERIFY ALL CONDITIONS.

C. THIS SITE IS AN ACTIVE WORKING ENVIRONMENT; SYSTEMS SHALL NOT BE SHUTDOWN WITHOUT WRITTEN AUTHORIZATION; ALL REQUESTS SHALL BE SUBMITTED IN WRITING A MINIMUM OF TEN (10) WORKING-DAYS PRIOR TO PROPOSED ACTIVITY DATE OR NEED UNLESS DIRECTED OTHERWISE.

D. SEE T-001 TELECOMMUNICATIONS COVER SHEET FOR SYMBOLS DEFINITION:
1. SYMBOLS GRAYED/ HALFTONE: INDICATED FOR REFERENCE AND/OR INDICATING EXISTING UNLESS SPECIFICALLY NOTED OTHERWISE.
2. SYMBOLS DASHED OR SPECIFICALLY KEYED NOTED: INDICATES DEMOLITION WORK.

E. OWNER SHALL HAVE FIRST SALVAGE RIGHTS FOR ANY DEMOLISHED DEVICES OR MATERIAL.

F. REFER TO TN501 FOR SPEAKER MOUNTING DETAILS.

G. CONTRACTOR TO UTILIZE EXISTING SPEAKER PLACEMENTS FOR INSTALLATION OF NEW SPEAKERS WHEREVER POSSIBLE. TEMPORARILY SUPPORT EXISTING SPEAKERS DURING CONSTRUCTION UNTIL NEW SYSTEM HAS BEEN INSTALLED, TESTED, AND ACCEPTED.

TELECOMMUNICATIONS KEYNOTES

#	
1	NEW DOUBLEHINGED, WALL-MOUNTED, LOCKABLE TELECOMMUNICATIONS ENCLOSURE, WALL-MOUNT ON FIRE TREATED PLYWOOD. REFER TO DETAIL 2/TN501.
2	ELECTRICAL POWER FOR EACH TELECOMMUNICATIONS EQUIPMENT CABINET (SEE DETAIL 2/TN501). PROVIDE ONE (1) 30A, 120VAC CIRCUIT FROM THE NEAREST LIFE SAFETY BRANCH PANELBOARD AND ONE (1) 30A, 120VAC CIRCUIT FROM THE NEAREST NORMAL POWER BRANCH PANELBOARD, EACH WITH THE FOLLOWING MINIMUM FEEDERS (2)#10, (1)#10G IN 3/4" CONDUIT. IN EACH PANELBOARD, INSTALL NEW OCPD IN SPACES OR REPLACE EXISTING SPARE OCPD. PROVIDE LOCKOUT DEVICES TO MAINTAIN DEVICE IN CLOSED POSITION AND UPDATE PANELBOARD SCHEDULE WITH SPECIFIC LOADS NAMES AT COMPLETION OF WORK.
3	EXISTING ANALOG INTERCOM SPEAKER SYSTEM HEAD-END TO BE DEMOLISHED AFTER INSTALLATION, TESTING, AND ACCEPTANCE OF NEW PA SYSTEM. COORDINATE SHUTDOWN OF ANALOG SYSTEM WITH VA AFTER NEW IP SYSTEM IS ACTIVE.
4	FIXED CAMERA DIRECTED AT TELECOMMUNICATIONS ENCLOSURE WITH OBSTRUCTED FIELD-OF-VIEW.

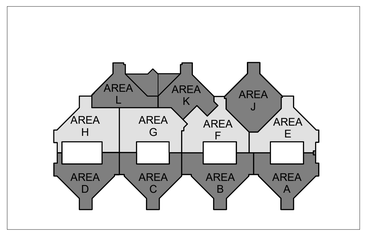

KEY PLAN - BLDG 100 - LEVEL 3 - AREAS EFGH
1" = 200'-0"

FULLY SPRINKLERED

100% BID DOCUMENTS

No.	REVISION DESCRIPTION	DATE

7/18/2025 17:25:20

CONSULTANTS:

ARCHITECT
SPUR DESIGN
312 SW 25TH STREET
OKLAHOMA CITY, OK 73109
(405) 842-6100

MECH / ELEC / PLUMB / TELECOM
SPUR DESIGN
2519 MADISON AVE., STE 100
KANSAS CITY, MO 64108
(913) 369-7200

FIRE PROTECTION ENGINEER
RATED ENGINEERING
609 S. KELLY AVENUE, STE H2
EDMOND, OK 73003
(405) 210-5814

INDUSTRIAL HYGENIST
RIVERFRONT SAFETY & HEALTH
11140 S TOWNE SQUARE, STE 100
ST. LOUIS, MO 63123
(314) 917-0148

PHYSICAL SECURITY
FORCE PROTECT
10901 FRONT BEACH RD, UNIT 1415
PANAMA CITY BEACH, FL 32407
(502) 836-4232

ENGINEER: H2B #: 23-133

H2B, INC.
1225 NORTH LOOP WEST, # 800
HOUSTON, TEXAS 77008
(713) 864-2900

TEXAS FIRM REGISTRATION #: 8856

STAMP:
REGISTERED COMMUNICATIONS DISTRIBUTION DESIGNER
BICSI
KRISTOPHER G HETLAGE
BICSI ID # 328601
EXPIRES 12-31-27
RCDD
9/4/25

Drawing Title
TELECOMMUNICATIONS ENLARGED PLANS - BUILDING 100 - LEVEL 3

VA Health Care System Approval:

Project Title
REPLACE/UPGRADE CAMPUS OVERHEAD PAGING SYSTEM

Location MICHAEL E. DEBAKEY VAMC
2002 HOLCOMBE BLVD
HOUSTON, TX 77030

Date **07/21/2025** | Checked KGH | Drawn MDT

Project Number **580-25-101**

Building Number 100

Drawing Number
TN411
Drawing # 216 OF 231

Veterans Health Administration

VA U.S. Department of Veterans Affairs

VA FORM 08-6231

TELECOMMUNICATIONS GENERAL NOTES

A. DRAWING IS DIAGRAMMATIC IN NATURE AND IS NOT TO BE CONSTRUED AS ALL INCLUSIVE; FIELD VERIFY EXISTING CONDITIONS AND ADJUST WORK AS REQUIRED TO EXECUTE SPECIFIED WORK.

B. EXISTING CONDITIONS INDICATED ARE BASED ON GENERAL FIELD NOTES AND HISTORICAL DATA AND DOCUMENTATION AND ARE FOR REFERENCE PURPOSES ONLY TO DEFINE SCOPE OF WORK; FIELD VERIFY ALL CONDITIONS.

C. THIS SITE IS AN ACTIVE WORKING ENVIRONMENT; SYSTEMS SHALL NOT BE SHUTDOWN WITHOUT WRITTEN AUTHORIZATION; ALL REQUESTS SHALL BE SUBMITTED IN WRITING A MINIMUM OF TEN (10) WORKING-DAYS PRIOR TO PROPOSED ACTIVITY DATE OR NEED UNLESS DIRECTED OTHERWISE.

D. SEE T-001 TELECOMMUNICATIONS COVER SHEET FOR SYMBOLS DEFINITION:
1. SYMBOLS GRAYED/ HALFTONE: INDICATED FOR REFERENCE AND/OR INDICATING EXISTING UNLESS SPECIFICALLY NOTED OTHERWISE.
2. SYMBOLS DASHED OR SPECIFICALLY KEYED NOTED: INDICATES DEMOLITION WORK.

E. OWNER SHALL HAVE FIRST SALVAGE RIGHTS FOR ANY DEMOLISHED DEVICES OR MATERIAL.

F. REFER TO TN501 FOR SPEAKER MOUNTING DETAILS.

G. CONTRACTOR TO UTILIZE EXISTING SPEAKER PLACEMENTS FOR INSTALLATION OF NEW SPEAKERS WHEREVER POSSIBLE. TEMPORARILY SUPPORT EXISTING SPEAKERS DURING CONSTRUCTION UNTIL NEW SYSTEM HAS BEEN INSTALLED, TESTED, AND ACCEPTED.

TELECOMMUNICATIONS KEYNOTES

#	
1	NEW DOUBLEHINGED, WALL-MOUNTED, LOCKABLE TELECOMMUNICATIONS ENCLOSURE, WALL-MOUNT ON FIRE TREATED PLYWOOD. REFER TO DETAIL 2/TN501.
2	ELECTRICAL POWER FOR EACH TELECOMMUNICATIONS EQUIPMENT CABINET (SEE DETAIL 2/TN501); PROVIDE ONE (1) 30A, 120VAC CIRCUIT FROM THE NEAREST LIFE SAFETY BRANCH PANELBOARD AND ONE (1) 30A, 120VAC CIRCUIT FROM THE NEAREST NORMAL POWER BRANCH PANELBOARD, EACH WITH THE FOLLOWING MINIMUM FEEDERS (2)#10, (1)#10G IN 3/4" CONDUIT. IN EACH PANELBOARD, INSTALL NEW OCPD IN SPACES OR REPLACE EXISTING SPARE OCPD. PROVIDE LOCKOUT DEVICES TO MAINTAIN DEVICE IN CLOSED POSITION AND UPDATE PANELBOARD SCHEDULE WITH SPECIFIC LOADS NAMES AT COMPLETION OF WORK.
3	FIXED CAMERA DIRECTED AT TELECOMMUNICATIONS ENCLOSURE WITH OBSTRUCTED FIELD-OF-VIEW.

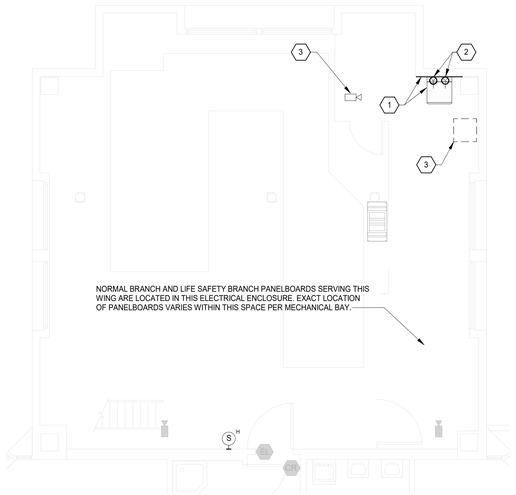

N

2 BLDG 100 - TELECOMMUNICATIONS PLAN - MECH BAY-11 3C-466B PLAN
3/16" = 1'-0"

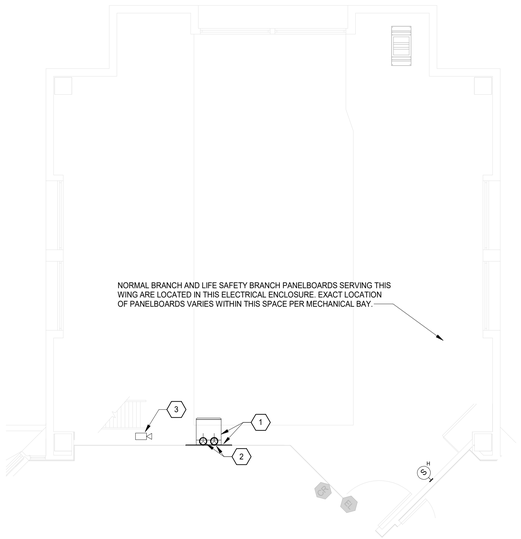

N

1 BLDG 100 - TELECOMMUNICATIONS PLAN - MECH BAY-10 3A-120B PLAN
3/16" = 1'-0"

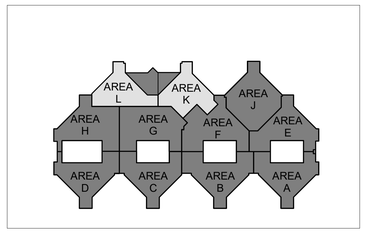

KEY PLAN - BLDG 100 - LEVEL 3 - AREAS KL
1" = 200'-0"

FULLY SPRINKLERED

100% BID DOCUMENTS

No.	REVISION DESCRIPTION	DATE

7/18/2025 17:25:24

VA FORM 08-6231

CONSULTANTS:

ARCHITECT
SPUR DESIGN
312 SW 25TH STREET
OKLAHOMA CITY, OK 73109
(405) 842-6100

MECH / ELEC / PLUMB / TELECOM
SPUR DESIGN
2519 MADISON AVE., STE 100
KANSAS CITY, MO 64108
(913) 369-7200

FIRE PROTECTION ENGINEER
RATED ENGINEERING
609 S. KELLY AVENUE, STE H2
EDMOND, OK 73003
(405) 210-5814

INDUSTRIAL HYGENIST
RIVERFRONT SAFETY & HEALTH
11140 S TOWNE SQUARE, STE 100
ST. LOUIS, MO 63123
(314) 917-0148

PHYSICAL SECURITY
FORCE PROTECT
10901 FRONT BEACH RD, UNIT 1415
PANAMA CITY BEACH, FL 32407
(502) 836-4232

ENGINEER: H2B #: 23-133

H2B, INC.
1225 NORTH LOOP WEST, # 800
HOUSTON, TEXAS 77008
(713) 864-2900

TEXAS FIRM REGISTRATION #: 8856

STAMP:
REGISTERED COMMUNICATIONS DISTRIBUTION DESIGNER
Bicsi
KRISTOPHER G HETLAGE
BICSI ID # 328601
EXPIRES 12-31-27
RCDD
9/4/25

Drawing Title
TELECOMMUNICATIONS ENLARGED PLANS - BUILDING 100 - LEVEL 3

VA Health Care System Approval:

Project Title
REPLACE/UPGRADE CAMPUS OVERHEAD PAGING SYSTEM

Location MICHAEL E. DEBAKEY VAMC
2002 HOLCOMBE BLVD
HOUSTON, TX 77030

Date **07/21/2025** | Checked KGH | Drawn MDT

Project Number **580-25-101**

Building Number 100

Drawing Number
TN412
Drawing # 217 OF 231

Veterans Health Administration

VA U.S. Department of Veterans Affairs

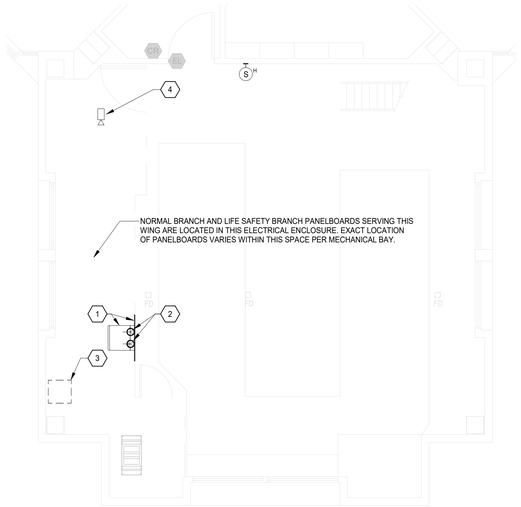

4 BLDG 100 - TELECOMMUNICATIONS PLAN - MECH BAY-4 4C-238A PLAN
3/16" = 1'-0"

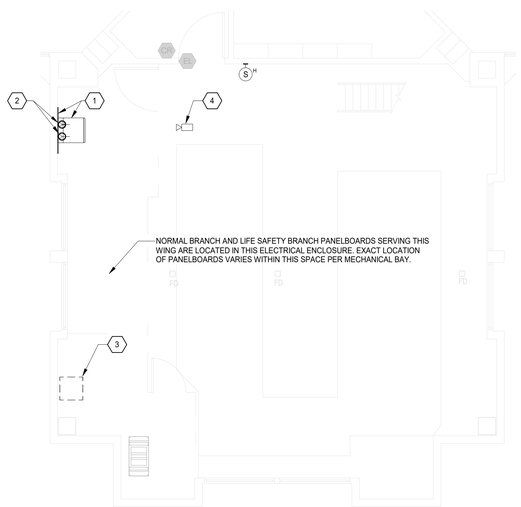

3 BLDG 100 - TELECOMMUNICATIONS PLAN - MECH BAY-3 4C-136A PLAN
3/16" = 1'-0"

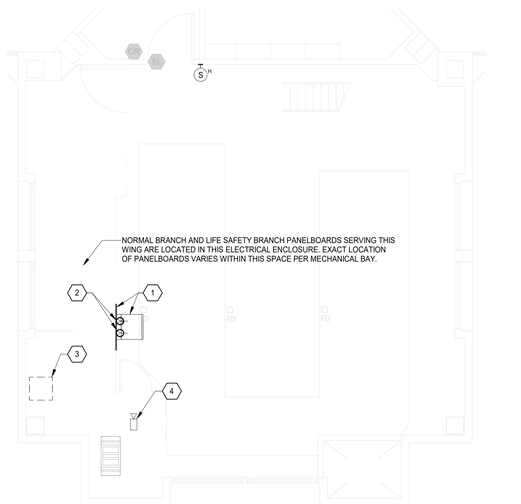

2 BLDG 100 - TELECOMMUNICATIONS PLAN - MECH BAY-2 4B-138A PLAN
3/16" = 1'-0"

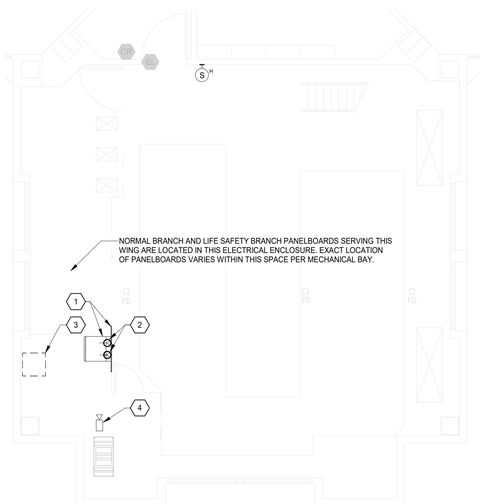

1 BLDG 100 - TELECOMMUNICATIONS PLAN - MECH BAY-1 4B-236A PLAN
3/16" = 1'-0"

TELECOMMUNICATIONS GENERAL NOTES

A. DRAWING IS DIAGRAMMATIC IN NATURE AND IS NOT TO BE CONSTRUED AS ALL INCLUSIVE; FIELD VERIFY EXISTING CONDITIONS AND ADJUST WORK AS REQUIRED TO EXECUTE SPECIFIED WORK.

B. EXISTING CONDITIONS INDICATED ARE BASED ON GENERAL FIELD NOTES AND HISTORICAL DATA AND DOCUMENTATION AND ARE FOR REFERENCE PURPOSES ONLY TO DEFINE SCOPE OF WORK; FIELD VERIFY ALL CONDITIONS.

C. THIS SITE IS AN ACTIVE WORKING ENVIRONMENT; SYSTEMS SHALL NOT BE SHUTDOWN WITHOUT WRITTEN AUTHORIZATION; ALL REQUESTS SHALL BE SUBMITTED IN WRITING A MINIMUM OF TEN (10) WORKING-DAYS PRIOR TO PROPOSED ACTIVITY DATE OR NEED UNLESS DIRECTED OTHERWISE.

D. SEE T-001 TELECOMMUNICATIONS COVER SHEET FOR SYMBOLS DEFINITION:
1. SYMBOLS GRAYED/ HALFTONE: INDICATED FOR REFERENCE AND/OR INDICATING EXISTING UNLESS SPECIFICALLY NOTED OTHERWISE.
2. SYMBOLS DASHED OR SPECIFICALLY KEYED NOTED: INDICATES DEMOLITION WORK.

E. OWNER SHALL HAVE FIRST SALVAGE RIGHTS FOR ANY DEMOLISHED DEVICES OR MATERIAL.

F. REFER TO TN501 FOR SPEAKER MOUNTING DETAILS.

G. CONTRACTOR TO UTILIZE EXISTING SPEAKER PLACEMENTS FOR INSTALLATION OF NEW SPEAKERS WHEREVER POSSIBLE. TEMPORARILY SUPPORT EXISTING SPEAKERS DURING CONSTRUCTION UNTIL NEW SYSTEM HAS BEEN INSTALLED, TESTED, AND ACCEPTED.

TELECOMMUNICATIONS KEYNOTES

#	
1	NEW DOUBLEHINGED, WALL-MOUNTED, LOCKABLE TELECOMMUNICATIONS ENCLOSURE, WALL-MOUNT ON FIRE TREATED PLYWOOD. REFER TO DETAIL 2/TN501.
2	ELECTRICAL POWER FOR EACH TELECOMMUNICATIONS EQUIPMENT CABINET (SEE DETAIL 2/TN501): PROVIDE ONE (1) 30A, 120VAC CIRCUIT FROM THE NEAREST LIFE SAFETY BRANCH PANELBOARD AND ONE (1) 30A, 120VAC CIRCUIT FROM THE NEAREST NORMAL POWER BRANCH PANELBOARD, EACH WITH THE FOLLOWING MINIMUM FEEDERS (2)#10, (1)#10G IN 3/4" CONDUIT. IN EACH PANELBOARD, INSTALL NEW OCPD IN SPACES OR REPLACE EXISTING SPARE OCPD. PROVIDE LOCKOUT DEVICES TO MAINTAIN DEVICE IN CLOSED POSITION AND UPDATE PANELBOARD SCHEDULE WITH SPECIFIC LOADS NAMES AT COMPLETION OF WORK.
3	EXISTING ANALOG INTERCOM SPEAKER SYSTEM HEAD-END TO BE DEMOLISHED AFTER INSTALLATION, TESTING, AND ACCEPTANCE OF NEW PA SYSTEM. COORDINATE SHUTDOWN OF ANALOG SYSTEM WITH VA AFTER NEW IP SYSTEM IS ACTIVE.
4	FIXED CAMERA DIRECTED AT TELECOMMUNICATIONS ENCLOSURE WITH OBSTRUCTED FIELD-OF-VIEW.

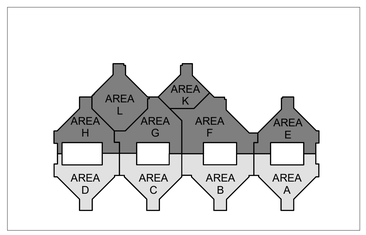

KEY PLAN - BLDG 100 - LEVEL 4 - AREAS ABCD
1" = 200'-0"

FULLY SPRINKLERED

100% BID DOCUMENTS

No.	REVISION DESCRIPTION	DATE

CONSULTANTS:

ARCHITECT
SPUR DESIGN
312 SW 25TH STREET
OKLAHOMA CITY, OK 73109
(405) 842-6100

MECH / ELEC / PLUMB / TELECOM
SPUR DESIGN
2519 MADISON AVE., STE 100
KANSAS CITY, MO 64108
(913) 369-7200

FIRE PROTECTION ENGINEER
RATED ENGINEERING
609 S. KELLY AVENUE, STE H2
EDMOND, OK 73003
(405) 210-5814

INDUSTRIAL HYGENIST
RIVERFRONT SAFETY & HEALTH
11140 S TOWNE SQUARE, STE 100
ST. LOUIS, MO 63123
(314) 917-0148

PHYSICAL SECURITY
FORCE PROTECT
10901 FRONT BEACH RD, UNIT 1415
PANAMA CITY BEACH, FL 32407
(502) 836-4232

ENGINEER: H2B #: 23-133

H2B, INC.
1225 NORTH LOOP WEST, # 800
HOUSTON, TEXAS 77008
(713) 864-2900

TEXAS FIRM REGISTRATION #: 8856

STAMP:
REGISTERED COMMUNICATIONS DISTRIBUTION DESIGNER
BICSI
KRISTOPHER G HETLAGE
BICSI ID # 328601
EXPIRES 12-31-27
RCDD
9/4/25

Drawing Title
TELECOMMUNICATIONS ENLARGED PLANS - BUILDING 100 - LEVEL 4

VA Health Care System Approval:

Project Title
REPLACE/UPGRADE CAMPUS OVERHEAD PAGING SYSTEM

Location MICHAEL E. DEBAKEY VAMC
2002 HOLCOMBE BLVD
HOUSTON, TX 77030

Date **07/21/2025** | Checked KGH | Drawn MDT

Project Number **580-25-101**

Building Number 100

Drawing Number
TN413
Drawing # 218 OF 231

Veterans Health Administration

VA U.S. Department of Veterans Affairs

7/18/2025 17:25:28

VA FORM 08-6231

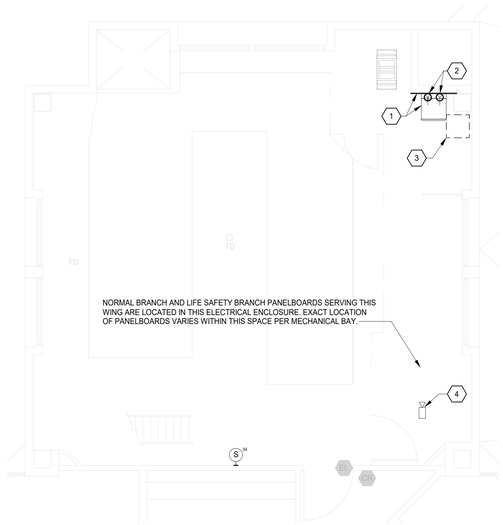

4 BLDG 100 - TELECOMMUNICATIONS PLAN - MECH BAY-8 4C-336A PLAN
3/16" = 1'-0"

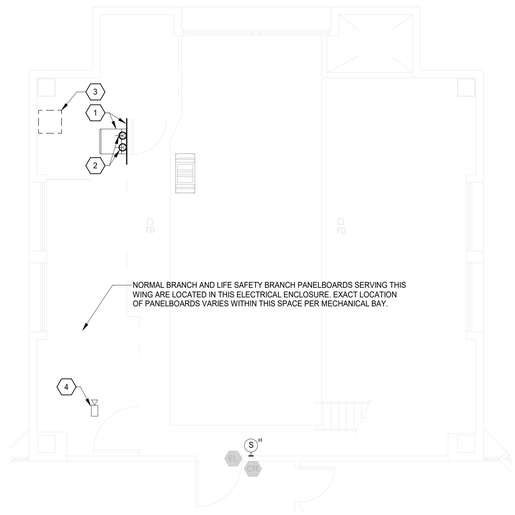

3 BLDG 100 - TELECOMMUNICATIONS PLAN - MECH BAY-7 4B-320A PLAN
3/16" = 1'-0"

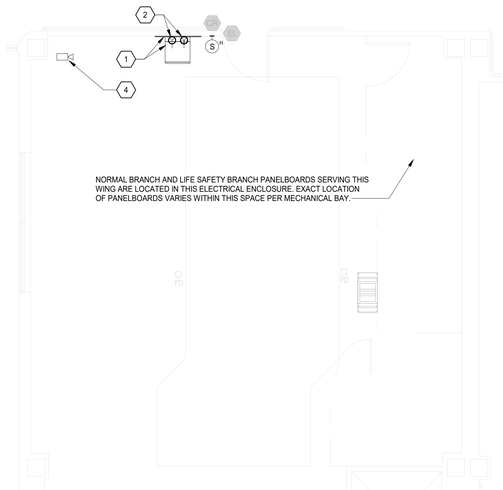

2 BLDG 100 - TELECOMMUNICATIONS PLAN - MECH BAY-6 4A-365 PLAN
3/16" = 1'-0"



1 BLDG 100 - TELECOMMUNICATIONS PLAN - MECH BAY-5 4A-311 PLAN
3/16" = 1'-0"

TELECOMMUNICATIONS GENERAL NOTES

A. DRAWING IS DIAGRAMMATIC IN NATURE AND IS NOT TO BE CONSTRUED AS ALL INCLUSIVE; FIELD VERIFY EXISTING CONDITIONS AND ADJUST WORK AS REQUIRED TO EXECUTE SPECIFIED WORK.

B. EXISTING CONDITIONS INDICATED ARE BASED ON GENERAL FIELD NOTES AND HISTORICAL DATA AND DOCUMENTATION AND ARE FOR REFERENCE PURPOSES ONLY TO DEFINE SCOPE OF WORK; FIELD VERIFY ALL CONDITIONS.

C. THIS SITE IS AN ACTIVE WORKING ENVIRONMENT; SYSTEMS SHALL NOT BE SHUTDOWN WITHOUT WRITTEN AUTHORIZATION; ALL REQUESTS SHALL BE SUBMITTED IN WRITING A MINIMUM OF TEN (10) WORKING-DAYS PRIOR TO PROPOSED ACTIVITY DATE OR NEED UNLESS DIRECTED OTHERWISE.

D. SEE T-001 TELECOMMUNICATIONS COVER SHEET FOR SYMBOLS DEFINITION:
1. SYMBOLS GRAYED/ HALFTONE: INDICATED FOR REFERENCE AND/OR INDICATING EXISTING UNLESS SPECIFICALLY NOTED OTHERWISE.
2. SYMBOLS DASHED OR SPECIFICALLY KEYED NOTED: INDICATES DEMOLITION WORK.

E. OWNER SHALL HAVE FIRST SALVAGE RIGHTS FOR ANY DEMOLISHED DEVICES OR MATERIAL.

F. REFER TO TN501 FOR SPEAKER MOUNTING DETAILS.

G. CONTRACTOR TO UTILIZE EXISTING SPEAKER PLACEMENTS FOR INSTALLATION OF NEW SPEAKERS WHEREVER POSSIBLE. TEMPORARILY SUPPORT EXISTING SPEAKERS DURING CONSTRUCTION UNTIL NEW SYSTEM HAS BEEN INSTALLED, TESTED, AND ACCEPTED.

TELECOMMUNICATIONS KEYNOTES

#	
1	NEW DOUBLEHINGED, WALL-MOUNTED, LOCKABLE TELECOMMUNICATIONS ENCLOSURE. WALL-MOUNT ON FIRE TREATED PLYWOOD. REFER TO DETAIL 2/TN501.
2	ELECTRICAL POWER FOR EACH TELECOMMUNICATIONS EQUIPMENT CABINET (SEE DETAIL 2/TN501): PROVIDE ONE (1) 30A, 120VAC CIRCUIT FROM THE NEAREST LIFE SAFETY BRANCH PANELBOARD AND ONE (1) 30A, 120VAC CIRCUIT FROM THE NEAREST NORMAL POWER BRANCH PANELBOARD, EACH WITH THE FOLLOWING MINIMUM FEEDERS (2)#10, (1)#10G IN 3/4" CONDUIT. IN EACH PANELBOARD, INSTALL NEW OCPD IN SPACES OR REPLACE EXISTING SPARE OCPD. PROVIDE LOCKOUT DEVICES TO MAINTAIN DEVICE IN CLOSED POSITION AND UPDATE PANELBOARD SCHEDULE WITH SPECIFIC LOADS NAMES AT COMPLETION OF WORK.
3	EXISTING ANALOG INTERCOM SPEAKER SYSTEM HEAD-END TO BE DEMOLISHED AFTER INSTALLATION, TESTING, AND ACCEPTANCE OF NEW PA SYSTEM. COORDINATE SHUTDOWN OF ANALOG SYSTEM WITH VA AFTER NEW IP SYSTEM IS ACTIVE.
4	FIXED CAMERA DIRECTED AT TELECOMMUNICATIONS ENCLOSURE WITH OBSTRUCTED FIELD-OF-VIEW.

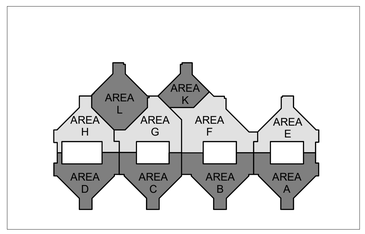

KEY PLAN - BLDG 100 - LEVEL 4 - AREAS EFGH
1" = 200'-0"

FULLY SPRINKLERED

100% BID DOCUMENTS

No.	REVISION DESCRIPTION	DATE

CONSULTANTS:

ARCHITECT
SPUR DESIGN
312 SW 25TH STREET
OKLAHOMA CITY, OK 73109
(405) 842-6100

MECH / ELEC / PLUMB / TELECOM
SPUR DESIGN
2519 MADISON AVE., STE 100
KANSAS CITY, MO 64108
(913) 369-7200

FIRE PROTECTION ENGINEER
RATED ENGINEERING
609 S. KELLY AVENUE, STE H2
EDMOND, OK 73003
(405) 210-5814

INDUSTRIAL HYGENIST
RIVERFRONT SAFETY & HEALTH
11140 S TOWNE SQUARE, STE 100
ST. LOUIS, MO 63123
(314) 917-0148

PHYSICAL SECURITY
FORCE PROTECT
10901 FRONT BEACH RD, UNIT 1415
PANAMA CITY BEACH, FL 32407
(502) 836-4232

ENGINEER: H2B #: 23-133

H2B, INC.
1225 NORTH LOOP WEST, # 800
HOUSTON, TEXAS 77008
(713) 864-2900

TEXAS FIRM REGISTRATION #: 8856

STAMP:
REGISTERED COMMUNICATIONS DISTRIBUTION DESIGNER
BICSI
KRISTOPHER G HETLAGE
BICSI ID # 328601
EXPIRES 12-31-27
RCDD
7/17/25

Drawing Title
TELECOMMUNICATIONS ENLARGED PLANS - BUILDING 100 - LEVEL 4

VA Health Care System Approval:

Project Title
REPLACE/UPGRADE CAMPUS OVERHEAD PAGING SYSTEM

Location MICHAEL E. DEBAKEY VAMC
2002 HOLCOMBE BLVD
HOUSTON, TX 77030

Date	Checked	Drawn
07/21/2025	KGH	MDT

Project Number
580-25-101

Building Number
100

Drawing Number
TN414
Drawing # 219 OF 231

Veterans Health Administration

VA U.S. Department of Veterans Affairs

7/18/2025 17:25:33

VA FORM 08-6231

TELECOMMUNICATIONS GENERAL NOTES

A. DRAWING IS DIAGRAMMATIC IN NATURE AND IS NOT TO BE CONSTRUED AS ALL INCLUSIVE; FIELD VERIFY EXISTING CONDITIONS AND ADJUST WORK AS REQUIRED TO EXECUTE SPECIFIED WORK.

B. EXISTING CONDITIONS INDICATED ARE BASED ON GENERAL FIELD NOTES AND HISTORICAL DATA AND DOCUMENTATION AND ARE FOR REFERENCE PURPOSES ONLY TO DEFINE SCOPE OF WORK; FIELD VERIFY ALL CONDITIONS.

C. THIS SITE IS AN ACTIVE WORKING ENVIRONMENT; SYSTEMS SHALL NOT BE SHUTDOWN WITHOUT WRITTEN AUTHORIZATION; ALL REQUESTS SHALL BE SUBMITTED IN WRITING A MINIMUM OF TEN (10) WORKING-DAYS PRIOR TO PROPOSED ACTIVITY DATE OR NEED UNLESS DIRECTED OTHERWISE.

D. SEE T-001 TELECOMMUNICATIONS COVER SHEET FOR SYMBOLS DEFINITION:
1. SYMBOLS GRAYED/ HALFTONE: INDICATED FOR REFERENCE AND/OR INDICATING EXISTING UNLESS SPECIFICALLY NOTED OTHERWISE.
2. SYMBOLS DASHED OR SPECIFICALLY KEYED NOTED: INDICATES DEMOLITION WORK.

E. OWNER SHALL HAVE FIRST SALVAGE RIGHTS FOR ANY DEMOLISHED DEVICES OR MATERIAL.

F. REFER TO TN501 FOR SPEAKER MOUNTING DETAILS.

G. CONTRACTOR TO UTILIZE EXISTING SPEAKER PLACEMENTS FOR INSTALLATION OF NEW SPEAKERS WHEREVER POSSIBLE. TEMPORARILY SUPPORT EXISTING SPEAKERS DURING CONSTRUCTION UNTIL NEW SYSTEM HAS BEEN INSTALLED, TESTED, AND ACCEPTED.

TELECOMMUNICATIONS KEYNOTES

#	
1	NEW DOUBLEHINGED, WALL-MOUNTED, LOCKABLE TELECOMMUNICATIONS ENCLOSURE. WALL-MOUNT ON FIRE TREATED PLYWOOD. REFER TO DETAIL 2/TN501.
2	ELECTRICAL POWER FOR EACH TELECOMMUNICATIONS EQUIPMENT CABINET (SEE DETAIL 2/TN501): PROVIDE ONE (1) 30A, 120VAC CIRCUIT FROM THE NEAREST LIFE SAFETY BRANCH PANELBOARD AND ONE (1) 30A, 120VAC CIRCUIT FROM THE NEAREST NORMAL POWER BRANCH PANELBOARD, EACH WITH THE FOLLOWING MINIMUM FEEDERS (2)#10, (1)#10G IN 3/4" CONDUIT. IN EACH PANELBOARD, INSTALL NEW OCPD IN SPACES OR REPLACE EXISTING SPARE OCPD. PROVIDE LOCKOUT DEVICES TO MAINTAIN DEVICE IN CLOSED POSITION AND UPDATE PANELBOARD SCHEDULE WITH SPECIFIC LOADS NAMES AT COMPLETION OF WORK.
3	EXISTING ANALOG INTERCOM SPEAKER SYSTEM HEAD-END TO BE DEMOLISHED AFTER INSTALLATION, TESTING, AND ACCEPTANCE OF NEW PA SYSTEM. COORDINATE SHUTDOWN OF ANALOG SYSTEM WITH VA AFTER NEW IP SYSTEM IS ACTIVE.
4	FIXED CAMERA DIRECTED AT TELECOMMUNICATIONS ENCLOSURE WITH OBSTRUCTED FIELD-OF-VIEW.

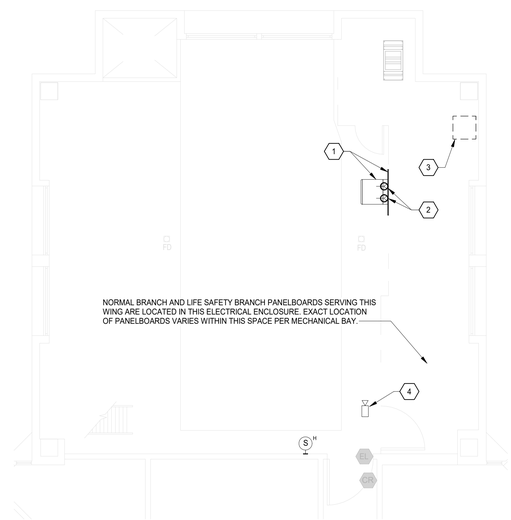

N

1 BLDG 100 - TELECOMMUNICATIONS PLAN - MECH BAY-10 4A-140A PLAN
3/16" = 1'-0"

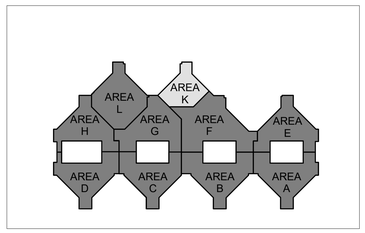

KEY PLAN - BLDG 100 - LEVEL 4 - AREAS K
1" = 200'-0"

FULLY SPRINKLERED

100% BID DOCUMENTS

No.	REVISION DESCRIPTION	DATE

CONSULTANTS:

ARCHITECT
SPUR DESIGN
312 SW 25TH STREET
OKLAHOMA CITY, OK 73109
(405) 842-6100

MECH / ELEC / PLUMB / TELECOM
SPUR DESIGN
2519 MADISON AVE., STE 100
KANSAS CITY, MO 64108
(913) 369-7200

FIRE PROTECTION ENGINEER
RATED ENGINEERING
609 S. KELLY AVENUE, STE H2
EDMOND, OK 73003
(405) 210-5814

INDUSTRIAL HYGENIST
RIVERFRONT SAFETY & HEALTH
11140 S TOWNE SQUARE, STE 100
ST. LOUIS, MO 63123
(314) 917-0148

PHYSICAL SECURITY
FORCE PROTECT
10901 FRONT BEACH RD, UNIT 1415
PANAMA CITY BEACH, FL 32407
(502) 836-4232

ENGINEER: H2B #: 23-133

H2B, INC.
1225 NORTH LOOP WEST, # 800
HOUSTON, TEXAS 77008
(713) 864-2900

TEXAS FIRM REGISTRATION #: 8856

STAMP:
REGISTERED COMMUNICATIONS DISTRIBUTION DESIGNER
Bicsi
KRISTOPHER G HETLAGE
BICSI ID # 328601
EXPIRES 12-31-27
RCDD
9/4/25

Drawing Title
TELECOMMUNICATIONS ENLARGED PLANS - BUILDING 100 - LEVEL 4

VA Health Care System Approval:

Project Title
REPLACE/UPGRADE CAMPUS OVERHEAD PAGING SYSTEM

Location MICHAEL E. DEBAKEY VAMC
2002 HOLCOMBE BLVD
HOUSTON, TX 77030

Date	Checked	Drawn
07/21/2025	KGH	MDT

Project Number
580-25-101

Building Number
100

Drawing Number
TN415
Drawing # 220 OF 231

Veterans Health Administration

VA U.S. Department of Veterans Affairs

7/18/2025 17:25:36

VA FORM 08-6231

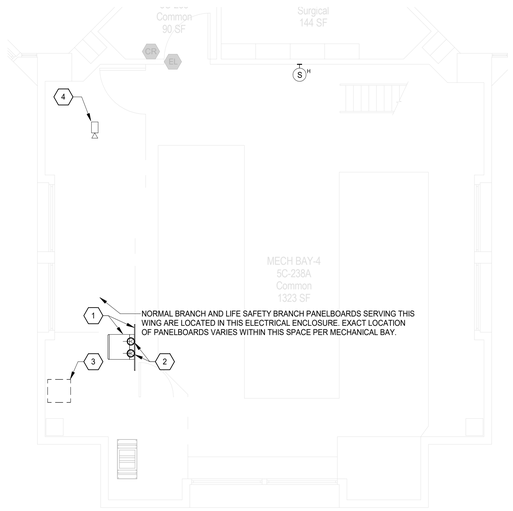

4 BLDG 100 - TELECOMMUNICATIONS PLAN - MECH BAY-4 5C-238A PLAN
3/16" = 1'-0"

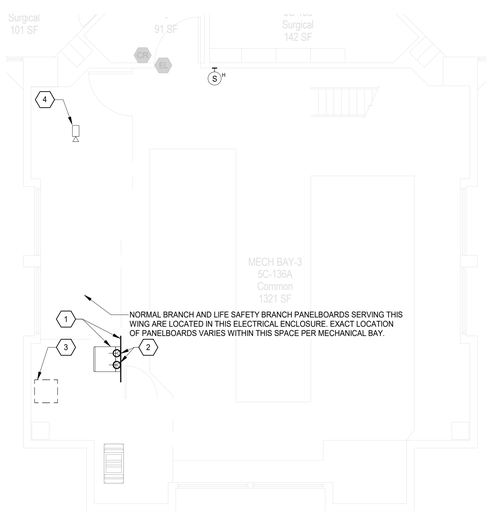

3 BLDG 100 - TELECOMMUNICATIONS PLAN - MECH BAY-3 5C-136A PLAN
3/16" = 1'-0"

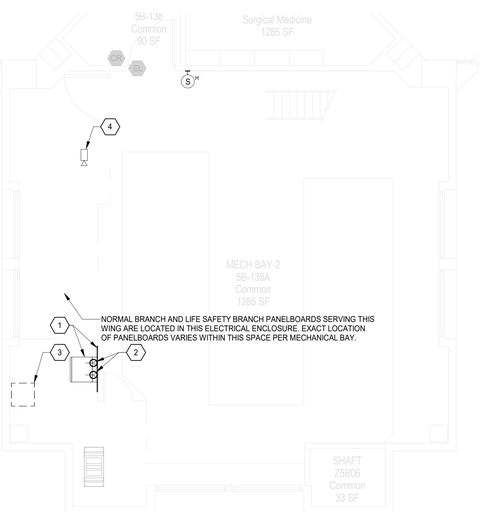

2 BLDG 100 - TELECOMMUNICATIONS PLAN - MECH BAY-2 5B-138A PLAN
3/16" = 1'-0"

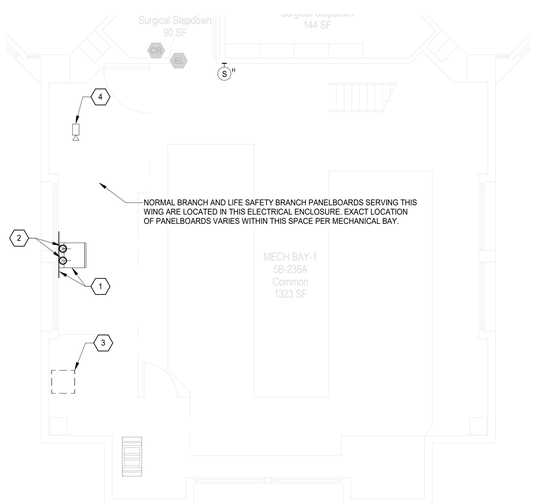

1 BLDG 100 - TELECOMMUNICATIONS PLAN - MECH BAY-1 5B-236A PLAN
3/16" = 1'-0"

TELECOMMUNICATIONS GENERAL NOTES

A. DRAWING IS DIAGRAMMATIC IN NATURE AND IS NOT TO BE CONSTRUED AS ALL INCLUSIVE; FIELD VERIFY EXISTING CONDITIONS AND ADJUST WORK AS REQUIRED TO EXECUTE SPECIFIED WORK.

B. EXISTING CONDITIONS INDICATED ARE BASED ON GENERAL FIELD NOTES AND HISTORICAL DATA AND DOCUMENTATION AND ARE FOR REFERENCE PURPOSES ONLY TO DEFINE SCOPE OF WORK; FIELD VERIFY ALL CONDITIONS.

C. THIS SITE IS AN ACTIVE WORKING ENVIRONMENT; SYSTEMS SHALL NOT BE SHUTDOWN WITHOUT WRITTEN AUTHORIZATION; ALL REQUESTS SHALL BE SUBMITTED IN WRITING A MINIMUM OF TEN (10) WORKING-DAYS PRIOR TO PROPOSED ACTIVITY DATE OR NEED UNLESS DIRECTED OTHERWISE.

D. SEE T-001 TELECOMMUNICATIONS COVER SHEET FOR SYMBOLS DEFINITION:
1. SYMBOLS GRAYED/ HALFTONE: INDICATED FOR REFERENCE AND/OR INDICATING EXISTING UNLESS SPECIFICALLY NOTED OTHERWISE.
2. SYMBOLS DASHED OR SPECIFICALLY KEYED NOTED: INDICATES DEMOLITION WORK.

E. OWNER SHALL HAVE FIRST SALVAGE RIGHTS FOR ANY DEMOLISHED DEVICES OR MATERIAL.

F. REFER TO TN501 FOR SPEAKER MOUNTING DETAILS.

G. CONTRACTOR TO UTILIZE EXISTING SPEAKER PLACEMENTS FOR INSTALLATION OF NEW SPEAKERS WHEREVER POSSIBLE. TEMPORARILY SUPPORT EXISTING SPEAKERS DURING CONSTRUCTION UNTIL NEW SYSTEM HAS BEEN INSTALLED, TESTED, AND ACCEPTED.

TELECOMMUNICATIONS KEYNOTES

#	
1	NEW DOUBLEHINGED, WALL-MOUNTED, LOCKABLE TELECOMMUNICATIONS ENCLOSURE, WALL-MOUNT ON FIRE TREATED PLYWOOD. REFER TO DETAIL 2/TN501.
2	ELECTRICAL POWER FOR EACH TELECOMMUNICATIONS EQUIPMENT CABINET (SEE DETAIL 2/TN501): PROVIDE ONE (1) 30A, 120VAC CIRCUIT FROM THE NEAREST LIFE SAFETY BRANCH PANELBOARD AND ONE (1) 30A, 120VAC CIRCUIT FROM THE NEAREST NORMAL POWER BRANCH PANELBOARD, EACH WITH THE FOLLOWING MINIMUM FEEDERS (2)#10, (1)#10G IN 3/4" CONDUIT. IN EACH PANELBOARD, INSTALL NEW OCPD IN SPACES OR REPLACE EXISTING SPARE OCPD. PROVIDE LOCKOUT DEVICES TO MAINTAIN DEVICE IN CLOSED POSITION AND UPDATE PANELBOARD SCHEDULE WITH SPECIFIC LOADS NAMES AT COMPLETION OF WORK.
3	EXISTING ANALOG INTERCOM SPEAKER SYSTEM HEAD-END TO BE DEMOLISHED AFTER INSTALLATION, TESTING, AND ACCEPTANCE OF NEW PA SYSTEM. COORDINATE SHUTDOWN OF ANALOG SYSTEM WITH VA AFTER NEW IP SYSTEM IS ACTIVE.
4	FIXED CAMERA DIRECTED AT TELECOMMUNICATIONS ENCLOSURE WITH OBSTRUCTED FIELD-OF-VIEW.

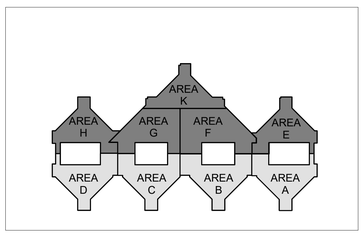

KEY PLAN - BLDG 100 - LEVEL 5 - AREAS ABCD
1" = 200'-0"

FULLY SPRINKLERED

100% BID DOCUMENTS

No.	REVISION DESCRIPTION	DATE

CONSULTANTS:

ARCHITECT
SPUR DESIGN
312 SW 25TH STREET
OKLAHOMA CITY, OK 73109
(405) 842-6100

MECH / ELEC / PLUMB / TELECOM
SPUR DESIGN
2519 MADISON AVE., STE 100
KANSAS CITY, MO 64108
(913) 369-7200

FIRE PROTECTION ENGINEER
RATED ENGINEERING
609 S. KELLY AVENUE, STE H2
EDMOND, OK 73003
(405) 210-5814

INDUSTRIAL HYGENIST
RIVERFRONT SAFETY & HEALTH
11140 S TOWNE SQUARE, STE 100
ST. LOUIS, MO 63123
(314) 917-0148

PHYSICAL SECURITY
FORCE PROTECT
10901 FRONT BEACH RD, UNIT 1415
PANAMA CITY BEACH, FL 32407
(502) 836-4232

ENGINEER: H2B #: 23-133

H2B, INC.
1225 NORTH LOOP WEST, # 800
HOUSTON, TEXAS 77008
(713) 864-2900

TEXAS FIRM REGISTRATION #: 8856

STAMP:
REGISTERED COMMUNICATIONS DISTRIBUTION DESIGNER
Bicsi
KRISTOPHER G HETLAGE
BICSI ID # 328601
EXPIRES 12-31-27
RCDD
7/14/25

Drawing Title
TELECOMMUNICATIONS ENLARGED PLANS - BUILDING 100 - LEVEL 5

VA Health Care System Approval:

Project Title
REPLACE/UPGRADE CAMPUS OVERHEAD PAGING SYSTEM

Location MICHAEL E. DEBAKEY VAMC
2002 HOLCOMBE BLVD
HOUSTON, TX 77030

Date	Checked	Drawn
07/21/2025	KGH	MDT

Project Number **580-25-101**

Building Number 100

Drawing Number **TN416**

Drawing # 221 OF 231

Veterans Health Administration

VA U.S. Department of Veterans Affairs

7/18/2025 17:25:41

VA FORM 08-6231

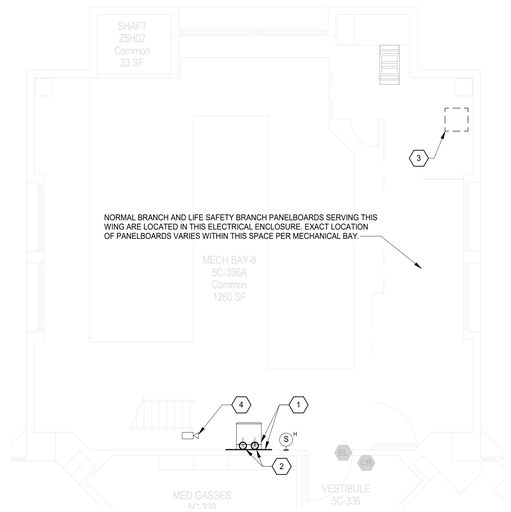

4 BLDG 100 - TELECOMMUNICATIONS PLAN - MECH BAY-8 5C-336A PLAN
3/16" = 1'-0"

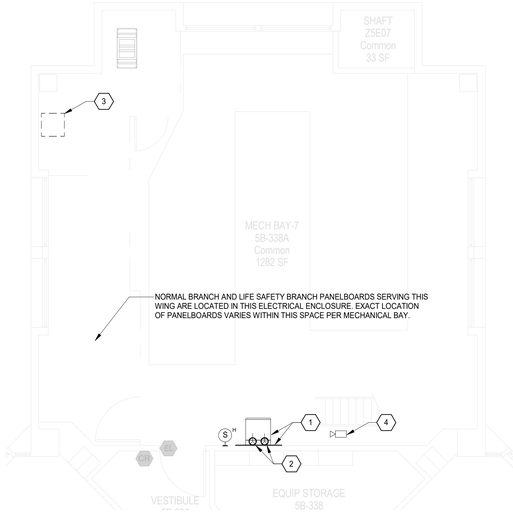

3 BLDG 100 - TELECOMMUNICATIONS PLAN - MECH BAY-7 5B-338A PLAN
3/16" = 1'-0"

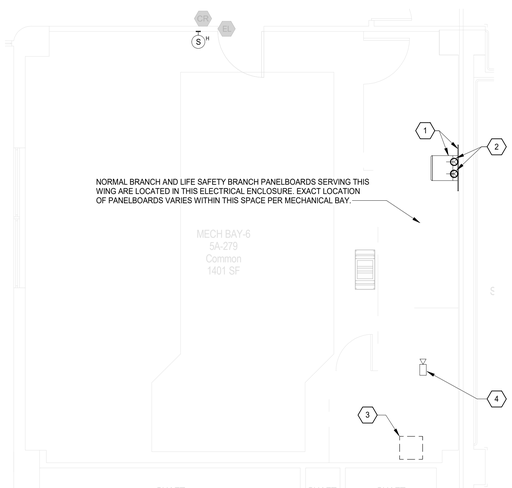

2 BLDG 100 - TELECOMMUNICATIONS PLAN - MECH BAY-6 5A-279 PLAN
3/16" = 1'-0"

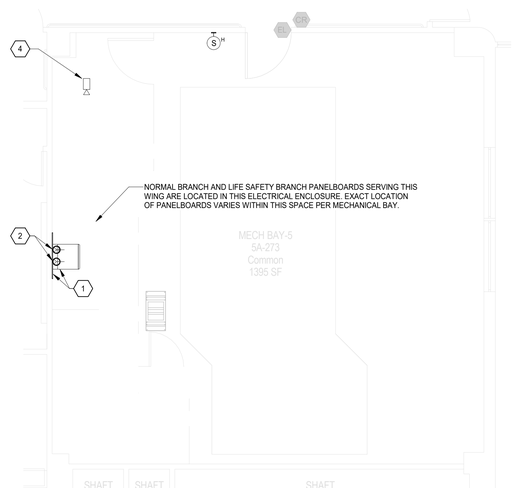

1 BLDG 100 - TELECOMMUNICATIONS PLAN - MECH BAY-5 5A-273 PLAN
3/16" = 1'-0"

TELECOMMUNICATIONS GENERAL NOTES

A. DRAWING IS DIAGRAMMATIC IN NATURE AND IS NOT TO BE CONSTRUED AS ALL INCLUSIVE; FIELD VERIFY EXISTING CONDITIONS AND ADJUST WORK AS REQUIRED TO EXECUTE SPECIFIED WORK.

B. EXISTING CONDITIONS INDICATED ARE BASED ON GENERAL FIELD NOTES AND HISTORICAL DATA AND DOCUMENTATION AND ARE FOR REFERENCE PURPOSES ONLY TO DEFINE SCOPE OF WORK; FIELD VERIFY ALL CONDITIONS.

C. THIS SITE IS AN ACTIVE WORKING ENVIRONMENT; SYSTEMS SHALL NOT BE SHUTDOWN WITHOUT WRITTEN AUTHORIZATION; ALL REQUESTS SHALL BE SUBMITTED IN WRITING A MINIMUM OF TEN (10) WORKING-DAYS PRIOR TO PROPOSED ACTIVITY DATE OR NEED UNLESS DIRECTED OTHERWISE.

D. SEE T-001 TELECOMMUNICATIONS COVER SHEET FOR SYMBOLS DEFINITION:
1. SYMBOLS GRAYED/ HALFTONE: INDICATED FOR REFERENCE AND/OR INDICATING EXISTING UNLESS SPECIFICALLY NOTED OTHERWISE.
2. SYMBOLS DASHED OR SPECIFICALLY KEYED NOTED: INDICATES DEMOLITION WORK.

E. OWNER SHALL HAVE FIRST SALVAGE RIGHTS FOR ANY DEMOLISHED DEVICES OR MATERIAL.

F. REFER TO TN501 FOR SPEAKER MOUNTING DETAILS.

G. CONTRACTOR TO UTILIZE EXISTING SPEAKER PLACEMENTS FOR INSTALLATION OF NEW SPEAKERS WHEREVER POSSIBLE. TEMPORARILY SUPPORT EXISTING SPEAKERS DURING CONSTRUCTION UNTIL NEW SYSTEM HAS BEEN INSTALLED, TESTED, AND ACCEPTED.

TELECOMMUNICATIONS KEYNOTES

#	
1	NEW DOUBLEHINGED, WALL-MOUNTED, LOCKABLE TELECOMMUNICATIONS ENCLOSURE, WALL-MOUNT ON FIRE TREATED PLYWOOD. REFER TO DETAIL 2/TN501.
2	ELECTRICAL POWER FOR EACH TELECOMMUNICATIONS EQUIPMENT CABINET (SEE DETAIL 2/TN501): PROVIDE ONE (1) 30A, 120VAC CIRCUIT FROM THE NEAREST LIFE SAFETY BRANCH PANELBOARD AND ONE (1) 30A, 120VAC CIRCUIT FROM THE NEAREST NORMAL POWER BRANCH PANELBOARD, EACH WITH THE FOLLOWING MINIMUM FEEDERS (2)#10, (1)#10G IN 3/4" CONDUIT. IN EACH PANELBOARD, INSTALL NEW OCPD IN SPACES OR REPLACE EXISTING SPARE OCPD. PROVIDE LOCKOUT DEVICES TO MAINTAIN DEVICE IN CLOSED POSITION AND UPDATE PANELBOARD SCHEDULE WITH SPECIFIC LOADS NAMES AT COMPLETION OF WORK.
3	EXISTING ANALOG INTERCOM SPEAKER SYSTEM HEAD-END TO BE DEMOLISHED AFTER INSTALLATION, TESTING, AND ACCEPTANCE OF NEW PA SYSTEM. COORDINATE SHUTDOWN OF ANALOG SYSTEM WITH VA AFTER NEW IP SYSTEM IS ACTIVE.
4	FIXED CAMERA DIRECTED AT TELECOMMUNICATIONS ENCLOSURE WITH OBSTRUCTED FIELD-OF-VIEW.

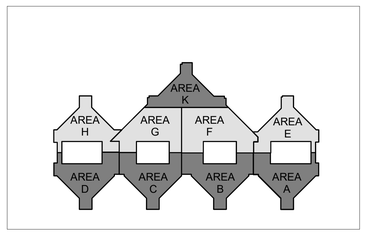

KEY PLAN - BLDG 100 - LEVEL 5 - AREAS EFGH
1" = 200'-0"

FULLY SPRINKLERED

100% BID DOCUMENTS

No.	REVISION DESCRIPTION	DATE

CONSULTANTS:

ARCHITECT
SPUR DESIGN
312 SW 25TH STREET
OKLAHOMA CITY, OK 73109
(405) 842-6100

MECH / ELEC / PLUMB / TELECOM
SPUR DESIGN
2519 MADISON AVE., STE 100
KANSAS CITY, MO 64108
(913) 369-7200

FIRE PROTECTION ENGINEER
RATED ENGINEERING
609 S. KELLY AVENUE, STE H2
EDMOND, OK 73003
(405) 210-5814

INDUSTRIAL HYGENIST
RIVERFRONT SAFETY & HEALTH
11140 S TOWNE SQUARE, STE 100
ST. LOUIS, MO 63123
(314) 917-0148

PHYSICAL SECURITY
FORCE PROTECT
10901 FRONT BEACH RD, UNIT 1415
PANAMA CITY BEACH, FL 32407
(502) 836-4232

ENGINEER: H2B #: 23-133

H2B, INC.
1225 NORTH LOOP WEST, # 800
HOUSTON, TEXAS 77008
(713) 864-2900

TEXAS FIRM REGISTRATION #: 8856

STAMP:
REGISTERED COMMUNICATIONS DISTRIBUTION DESIGNER
Bicsi
KRISTOPHER G HETLAGE
BICSI ID # 328601
EXPIRES 12-31-27
RCDD
9/4/25

Drawing Title
TELECOMMUNICATIONS ENLARGED PLANS - BUILDING 100 - LEVEL 5

VA Health Care System Approval:

Project Title
REPLACE/UPGRADE CAMPUS OVERHEAD PAGING SYSTEM

Location MICHAEL E. DEBAKEY VAMC
2002 HOLCOMBE BLVD
HOUSTON, TX 77030

Date	Checked	Drawn
07/21/2025	KGH	MDT

Project Number **580-25-101**

Building Number 100

Drawing Number **TN417**

Drawing # 222 OF 231

Veterans Health Administration

VA U.S. Department of Veterans Affairs

7/18/2025 17:25:45

VA FORM 08-6231

TELECOMMUNICATIONS GENERAL NOTES

A. DRAWING IS DIAGRAMMATIC IN NATURE AND IS NOT TO BE CONSTRUED AS ALL INCLUSIVE; FIELD VERIFY EXISTING CONDITIONS AND ADJUST WORK AS REQUIRED TO EXECUTE SPECIFIED WORK.

B. EXISTING CONDITIONS INDICATED ARE BASED ON GENERAL FIELD NOTES AND HISTORICAL DATA AND DOCUMENTATION AND ARE FOR REFERENCE PURPOSES ONLY TO DEFINE SCOPE OF WORK; FIELD VERIFY ALL CONDITIONS.

C. THIS SITE IS AN ACTIVE WORKING ENVIRONMENT; SYSTEMS SHALL NOT BE SHUTDOWN WITHOUT WRITTEN AUTHORIZATION; ALL REQUESTS SHALL BE SUBMITTED IN WRITING A MINIMUM OF TEN (10) WORKING-DAYS PRIOR TO PROPOSED ACTIVITY DATE OR NEED UNLESS DIRECTED OTHERWISE.

D. SEE T-001 TELECOMMUNICATIONS COVER SHEET FOR SYMBOLS DEFINITION:
1. SYMBOLS GRAYED/ HALFTONE: INDICATED FOR REFERENCE AND/OR INDICATING EXISTING UNLESS SPECIFICALLY NOTED OTHERWISE.
2. SYMBOLS DASHED OR SPECIFICALLY KEYED NOTED: INDICATES DEMOLITION WORK.

E. OWNER SHALL HAVE FIRST SALVAGE RIGHTS FOR ANY DEMOLISHED DEVICES OR MATERIAL.

F. REFER TO TN501 FOR SPEAKER MOUNTING DETAILS.

G. CONTRACTOR TO UTILIZE EXISTING SPEAKER PLACEMENTS FOR INSTALLATION OF NEW SPEAKERS WHEREVER POSSIBLE. TEMPORARILY SUPPORT EXISTING SPEAKERS DURING CONSTRUCTION UNTIL NEW SYSTEM HAS BEEN INSTALLED, TESTED, AND ACCEPTED.

TELECOMMUNICATIONS KEYNOTES

#	
1	NEW DOUBLEHINGED, WALL-MOUNTED, LOCKABLE TELECOMMUNICATIONS ENCLOSURE, WALL-MOUNT ON FIRE TREATED PLYWOOD. REFER TO DETAIL 2/TN501.
2	ELECTRICAL POWER FOR EACH TELECOMMUNICATIONS EQUIPMENT CABINET (SEE DETAIL 2/TN501). PROVIDE ONE (1) 30A, 120VAC CIRCUIT FROM THE NEAREST LIFE SAFETY BRANCH PANELBOARD AND ONE (1) 30A, 120VAC CIRCUIT FROM THE NEAREST NORMAL POWER BRANCH PANELBOARD, EACH WITH THE FOLLOWING MINIMUM FEEDERS (2)#10, (1)#10G IN 3/4" CONDUIT. IN EACH PANELBOARD, INSTALL NEW OCPD IN SPACES OR REPLACE EXISTING SPARE OCPD. PROVIDE LOCKOUT DEVICES TO MAINTAIN DEVICE IN CLOSED POSITION AND UPDATE PANELBOARD SCHEDULE WITH SPECIFIC LOADS NAMES AT COMPLETION OF WORK.
3	EXISTING ANALOG INTERCOM SPEAKER SYSTEM HEAD-END TO BE DEMOLISHED AFTER INSTALLATION, TESTING, AND ACCEPTANCE OF NEW PA SYSTEM. COORDINATE SHUTDOWN OF ANALOG SYSTEM WITH VA AFTER NEW IP SYSTEM IS ACTIVE.
4	FIXED CAMERA DIRECTED AT TELECOMMUNICATIONS ENCLOSURE WITH OBSTRUCTED FIELD-OF-VIEW.

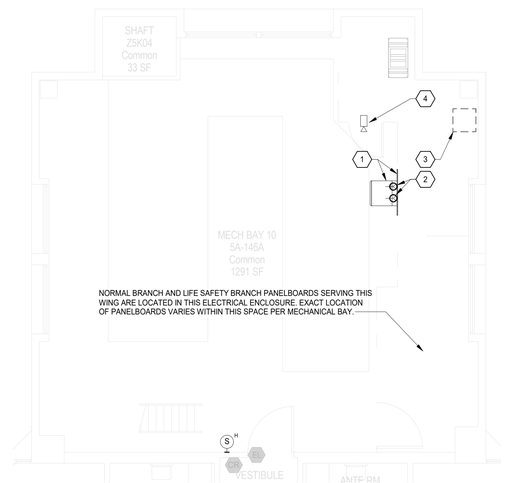

N

1 BLDG 100 - TELECOMMUNICATIONS PLAN - MECH BAY-10 5A-146A PLAN
3/16" = 1'-0"

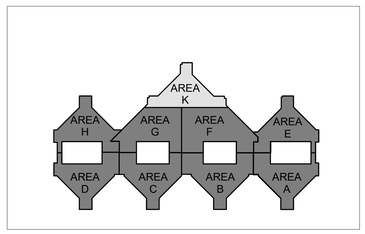

KEY PLAN - BLDG 100 - LEVEL 5 - AREAS K
1" = 200'-0"

FULLY SPRINKLERED

100% BID DOCUMENTS

No.	REVISION DESCRIPTION	DATE

7/18/2025 17:25:49

CONSULTANTS:

ARCHITECT
SPUR DESIGN
312 SW 25TH STREET
OKLAHOMA CITY, OK 73109
(405) 842-6100

MECH / ELEC / PLUMB / TELECOM
SPUR DESIGN
2519 MADISON AVE., STE 100
KANSAS CITY, MO 64108
(913) 369-7200

FIRE PROTECTION ENGINEER
RATED ENGINEERING
609 S. KELLY AVENUE, STE H2
EDMOND, OK 73003
(405) 210-5814

INDUSTRIAL HYGENIST
RIVERFRONT SAFETY & HEALTH
11140 S TOWNE SQUARE, STE 100
ST. LOUIS, MO 63123
(314) 917-0148

PHYSICAL SECURITY
FORCE PROTECT
10901 FRONT BEACH RD, UNIT 1415
PANAMA CITY BEACH, FL 32407
(502) 836-4232

ENGINEER: H2B #: 23-133

H2B, INC.
1225 NORTH LOOP WEST, # 800
HOUSTON, TEXAS 77008
(713) 864-2900

TEXAS FIRM REGISTRATION #: 8856

STAMP:
REGISTERED COMMUNICATIONS DISTRIBUTION DESIGNER
Bicsi
KRISTOPHER G HETLAGE
BICSI ID # 328601
EXPIRES 12-31-27
RCDD
9/4/25

Drawing Title
TELECOMMUNICATIONS ENLARGED PLANS - BUILDING 100 - LEVEL 5

VA Health Care System Approval:

Project Title
REPLACE/UPGRADE CAMPUS OVERHEAD PAGING SYSTEM

Location MICHAEL E. DEBAKEY VAMC
2002 HOLCOMBE BLVD
HOUSTON, TX 77030

Date	Checked	Drawn
07/21/2025	KGH	MDT

Project Number
580-25-101

Building Number
100

Drawing Number
TN418
Drawing # 223 OF 231

Veterans Health Administration

VA | U.S. Department of Veterans Affairs

VA FORM 08-6231

TELECOMMUNICATIONS GENERAL NOTES

A. DRAWING IS DIAGRAMMATIC IN NATURE AND IS NOT TO BE CONSTRUED AS ALL INCLUSIVE; FIELD VERIFY EXISTING CONDITIONS AND ADJUST WORK AS REQUIRED TO EXECUTE SPECIFIED WORK.

B. EXISTING CONDITIONS INDICATED ARE BASED ON GENERAL FIELD NOTES AND HISTORICAL DATA AND DOCUMENTATION AND ARE FOR REFERENCE PURPOSES ONLY TO DEFINE SCOPE OF WORK; FIELD VERIFY ALL CONDITIONS.

C. THIS SITE IS AN ACTIVE WORKING ENVIRONMENT; SYSTEMS SHALL NOT BE SHUTDOWN WITHOUT WRITTEN AUTHORIZATION; ALL REQUESTS SHALL BE SUBMITTED IN WRITING A MINIMUM OF TEN (10) WORKING-DAYS PRIOR TO PROPOSED ACTIVITY DATE OR NEED UNLESS DIRECTED OTHERWISE.

D. SEE T-001 TELECOMMUNICATIONS COVER SHEET FOR SYMBOLS DEFINITION:
1. SYMBOLS GRAYED/ HALFTONE: INDICATED FOR REFERENCE AND/OR INDICATING EXISTING UNLESS SPECIFICALLY NOTED OTHERWISE.
2. SYMBOLS DASHED OR SPECIFICALLY KEYED NOTED: INDICATES DEMOLITION WORK.

E. OWNER SHALL HAVE FIRST SALVAGE RIGHTS FOR ANY DEMOLISHED DEVICES OR MATERIAL.

F. REFER TO TN501 FOR SPEAKER MOUNTING DETAILS.

G. CONTRACTOR TO UTILIZE EXISTING SPEAKER PLACEMENTS FOR INSTALLATION OF NEW SPEAKERS WHEREVER POSSIBLE. TEMPORARILY SUPPORT EXISTING SPEAKERS DURING CONSTRUCTION UNTIL NEW SYSTEM HAS BEEN INSTALLED, TESTED, AND ACCEPTED.

TELECOMMUNICATIONS KEYNOTES

#	
1	NEW DOUBLEHINGED, WALL-MOUNTED, LOCKABLE TELECOMMUNICATIONS ENCLOSURE, WALL-MOUNT ON FIRE TREATED PLYWOOD. REFER TO DETAIL 2/TN501.
2	ELECTRICAL POWER FOR EACH TELECOMMUNICATIONS EQUIPMENT CABINET (SEE DETAIL 2/TN501): PROVIDE ONE (1) 30A, 120VAC CIRCUIT FROM THE NEAREST LIFE SAFETY BRANCH PANELBOARD AND ONE (1) 30A, 120VAC CIRCUIT FROM THE NEAREST NORMAL POWER BRANCH PANELBOARD, EACH WITH THE FOLLOWING MINIMUM FEEDERS (2)#10, (1)#10G IN 3/4" CONDUIT. IN EACH PANELBOARD, INSTALL NEW OCPD IN SPACES OR REPLACE EXISTING SPARE OCPD. PROVIDE LOCKOUT DEVICES TO MAINTAIN DEVICE IN CLOSED POSITION AND UPDATE PANELBOARD SCHEDULE WITH SPECIFIC LOADS NAMES AT COMPLETION OF WORK.
3	EXISTING ANALOG INTERCOM SPEAKER SYSTEM HEAD-END TO BE DEMOLISHED AFTER INSTALLATION, TESTING, AND ACCEPTANCE OF NEW PA SYSTEM. COORDINATE SHUTDOWN OF ANALOG SYSTEM WITH VA AFTER NEW IP SYSTEM IS ACTIVE.
4	FIXED CAMERA DIRECTED AT TELECOMMUNICATIONS ENCLOSURE WITH OBSTRUCTED FIELD-OF-VIEW.

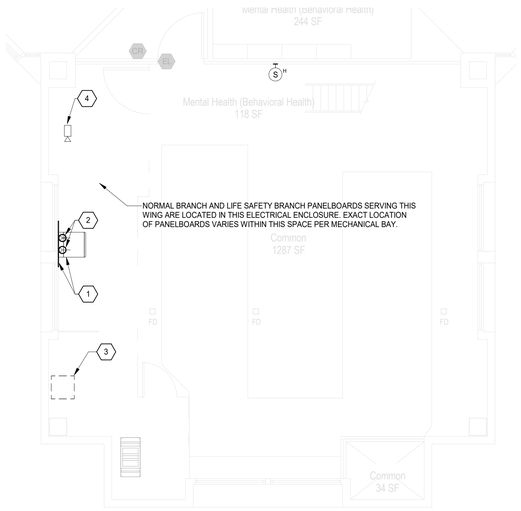

3 BLDG 100 - TELECOMMUNICATIONS PLAN - MECH BAY-2 6B-150 PLAN
3/16" = 1'-0"

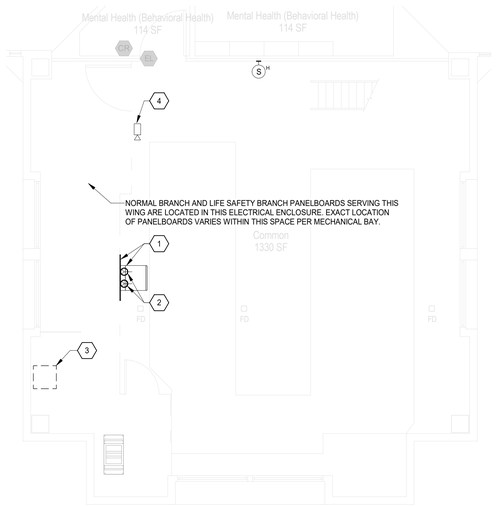

2 BLDG 100 - TELECOMMUNICATIONS PLAN - MECH BAY-1 6B-236A PLAN
3/16" = 1'-0"

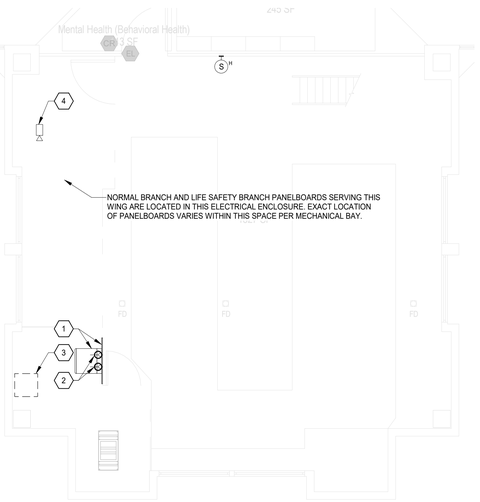

1 BLDG 100 - TELECOMMUNICATIONS PLAN - MECH BAY-3 6C-150 PLAN
3/16" = 1'-0"

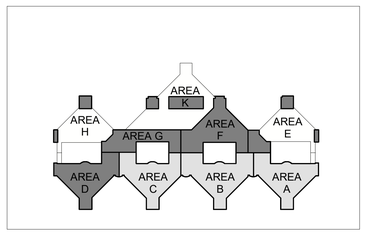

KEY PLAN - BLDG 100 - LEVEL 6 - AREAS ABC
1" = 200'-0"

FULLY SPRINKLERED

100% BID DOCUMENTS

No.	REVISION DESCRIPTION	DATE

CONSULTANTS:

ARCHITECT
SPUR DESIGN
312 SW 25TH STREET
OKLAHOMA CITY, OK 73109
(405) 842-6100

MECH / ELEC / PLUMB / TELECOM
SPUR DESIGN
2519 MADISON AVE., STE 100
KANSAS CITY, MO 64108
(913) 369-7200

FIRE PROTECTION ENGINEER
RATED ENGINEERING
609 S. KELLY AVENUE, STE H2
EDMOND, OK 73003
(405) 210-5814

INDUSTRIAL HYGENIST
RIVERFRONT SAFETY & HEALTH
11140 S TOWNE SQUARE, STE 100
ST. LOUIS, MO 63123
(314) 917-0148

PHYSICAL SECURITY
FORCE PROTECT
10901 FRONT BEACH RD, UNIT 1415
PANAMA CITY BEACH, FL 32407
(502) 836-4232

ENGINEER: H2B #: 23-133

H2B, INC.
1225 NORTH LOOP WEST, # 800
HOUSTON, TEXAS 77008
(713) 864-2900

TEXAS FIRM REGISTRATION #: 8856

STAMP:
REGISTERED COMMUNICATIONS DISTRIBUTION DESIGNER
Bicsi
KRISTOPHER G HETLAGE
BICSI ID # 328601
EXPIRES 12-31-27
RCDD
9/4/25

Drawing Title
TELECOMMUNICATIONS ENLARGED PLANS - BUILDING 100 - LEVEL 6

VA Health Care System Approval:

Project Title
REPLACE/UPGRADE CAMPUS OVERHEAD PAGING SYSTEM

Location MICHAEL E. DEBAKEY VAMC
2002 HOLCOMBE BLVD
HOUSTON, TX 77030

Date **07/21/2025** | Checked KGH | Drawn MDT

Project Number **580-25-101**

Building Number 100

Drawing Number
TN419
Drawing # 224 OF 231

Veterans Health Administration

VA U.S. Department of Veterans Affairs

7/18/2025 17:25:53

VA FORM 08-6231

TELECOMMUNICATIONS GENERAL NOTES

A. DRAWING IS DIAGRAMMATIC IN NATURE AND IS NOT TO BE CONSTRUED AS ALL INCLUSIVE; FIELD VERIFY EXISTING CONDITIONS AND ADJUST WORK AS REQUIRED TO EXECUTE SPECIFIED WORK.

B. EXISTING CONDITIONS INDICATED ARE BASED ON GENERAL FIELD NOTES AND HISTORICAL DATA AND DOCUMENTATION AND ARE FOR REFERENCE PURPOSES ONLY TO DEFINE SCOPE OF WORK; FIELD VERIFY ALL CONDITIONS.

C. THIS SITE IS AN ACTIVE WORKING ENVIRONMENT; SYSTEMS SHALL NOT BE SHUTDOWN WITHOUT WRITTEN AUTHORIZATION; ALL REQUESTS SHALL BE SUBMITTED IN WRITING A MINIMUM OF TEN (10) WORKING-DAYS PRIOR TO PROPOSED ACTIVITY DATE OR NEED UNLESS DIRECTED OTHERWISE.

D. SEE T-001 TELECOMMUNICATIONS COVER SHEET FOR SYMBOLS DEFINITION:
1. SYMBOLS GRAYED/ HALFTONE: INDICATED FOR REFERENCE AND/OR INDICATING EXISTING UNLESS SPECIFICALLY NOTED OTHERWISE.
2. SYMBOLS DASHED OR SPECIFICALLY KEYED NOTED: INDICATES DEMOLITION WORK.

E. OWNER SHALL HAVE FIRST SALVAGE RIGHTS FOR ANY DEMOLISHED DEVICES OR MATERIAL.

F. REFER TO TN501 FOR SPEAKER MOUNTING DETAILS.

G. CONTRACTOR TO UTILIZE EXISTING SPEAKER PLACEMENTS FOR INSTALLATION OF NEW SPEAKERS WHEREVER POSSIBLE. TEMPORARILY SUPPORT EXISTING SPEAKERS DURING CONSTRUCTION UNTIL NEW SYSTEM HAS BEEN INSTALLED, TESTED, AND ACCEPTED.

TELECOMMUNICATIONS KEYNOTES

#	
1	NEW DOUBLEHINGED, WALL-MOUNTED, LOCKABLE TELECOMMUNICATIONS ENCLOSURE. WALL-MOUNT ON FIRE TREATED PLYWOOD. REFER TO DETAIL 2/TN501.
2	ELECTRICAL POWER FOR EACH TELECOMMUNICATIONS EQUIPMENT CABINET (SEE DETAIL 2/TN501): PROVIDE ONE (1) 30A, 120VAC CIRCUIT FROM THE NEAREST LIFE SAFETY BRANCH PANELBOARD AND ONE (1) 30A, 120VAC CIRCUIT FROM THE NEAREST NORMAL POWER BRANCH PANELBOARD, EACH WITH THE FOLLOWING MINIMUM FEEDERS (2)#10, (1)#10G IN 3/4" CONDUIT. IN EACH PANELBOARD, INSTALL NEW OCPD IN SPACES OR REPLACE EXISTING SPARE OCPD. PROVIDE LOCKOUT DEVICES TO MAINTAIN DEVICE IN CLOSED POSITION AND UPDATE PANELBOARD SCHEDULE WITH SPECIFIC LOADS NAMES AT COMPLETION OF WORK.
3	EXISTING ANALOG INTERCOM SPEAKER SYSTEM HEAD-END TO BE DEMOLISHED AFTER INSTALLATION, TESTING, AND ACCEPTANCE OF NEW PA SYSTEM. COORDINATE SHUTDOWN OF ANALOG SYSTEM WITH VA AFTER NEW IP SYSTEM IS ACTIVE.
4	FIXED CAMERA DIRECTED AT TELECOMMUNICATIONS ENCLOSURE WITH OBSTRUCTED FIELD-OF-VIEW.

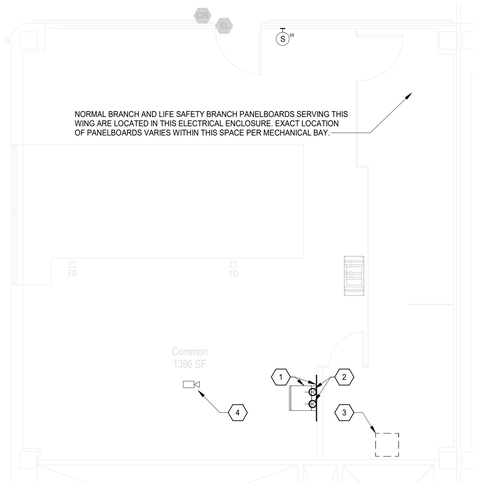

N

3 BLDG 100 - TELECOMMUNICATIONS PLAN - MECH BAY-6 6C-345 PLAN
3/16" = 1'-0"

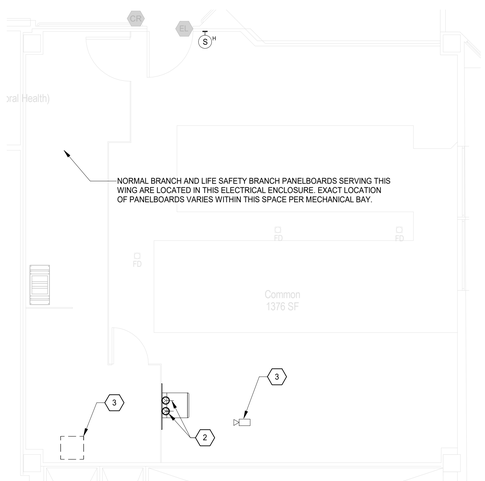

N

2 BLDG 100 - TELECOMMUNICATIONS PLAN - MECH BAY-5 6B-370 PLAN
3/16" = 1'-0"

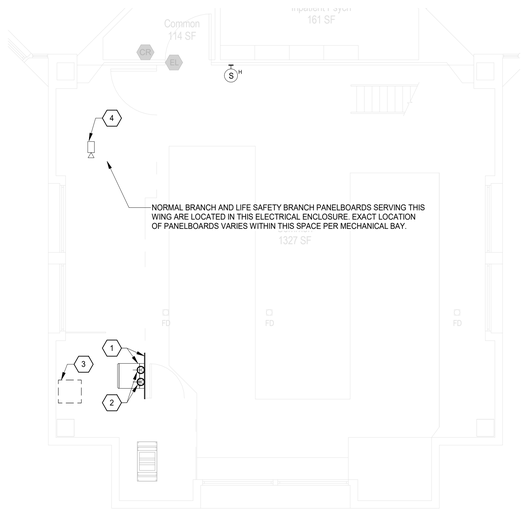

N

1 BLDG 100 - TELECOMMUNICATIONS PLAN - MECH BAY-4 6C-238A PLAN
3/16" = 1'-0"

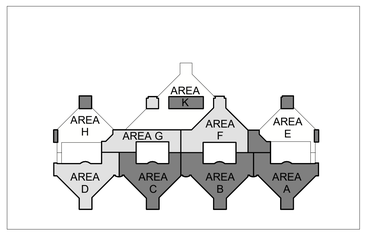

KEY PLAN - BLDG 100 - LEVEL 6 - AREAS DFG
1" = 200'-0"

FULLY SPRINKLERED

100% BID DOCUMENTS

No.	REVISION DESCRIPTION	DATE

CONSULTANTS:

ARCHITECT
SPUR DESIGN
312 SW 25TH STREET
OKLAHOMA CITY, OK 73109
(405) 842-6100

MECH / ELEC / PLUMB / TELECOM
SPUR DESIGN
2519 MADISON AVE., STE 100
KANSAS CITY, MO 64108
(913) 369-7200

FIRE PROTECTION ENGINEER
RATED ENGINEERING
609 S. KELLY AVENUE, STE H2
EDMOND, OK 73003
(405) 210-5814

INDUSTRIAL HYGENIST
RIVERFRONT SAFETY & HEALTH
11140 S TOWNE SQUARE, STE 100
ST. LOUIS, MO 63123
(314) 917-0148

PHYSICAL SECURITY
FORCE PROTECT
10901 FRONT BEACH RD, UNIT 1415
PANAMA CITY BEACH, FL 32407
(502) 836-4232

ENGINEER: H2B #: 23-133

H2B, INC.
1225 NORTH LOOP WEST, # 800
HOUSTON, TEXAS 77008
(713) 864-2900

TEXAS FIRM REGISTRATION #: 8856

STAMP:
REGISTERED COMMUNICATIONS DISTRIBUTION DESIGNER
BICSI
KRISTOPHER G HETLAGE
BICSI ID # 328601
EXPIRES 12-31-27
RCDD
9/4/25

Drawing Title
TELECOMMUNICATIONS ENLARGED PLANS - BUILDING 100 - LEVEL 6

VA Health Care System Approval:

Project Title
REPLACE/UPGRADE CAMPUS OVERHEAD PAGING SYSTEM

Location MICHAEL E. DEBAKEY VAMC
2002 HOLCOMBE BLVD
HOUSTON, TX 77030

Date	Checked	Drawn
07/21/2025	KGH	MDT

Project Number
580-25-101

Building Number
100

Drawing Number
TN420
Drawing # 225 OF 231

Veterans Health Administration

VA U.S. Department of Veterans Affairs

7/18/2025 17:25:57

VA FORM 08-6231

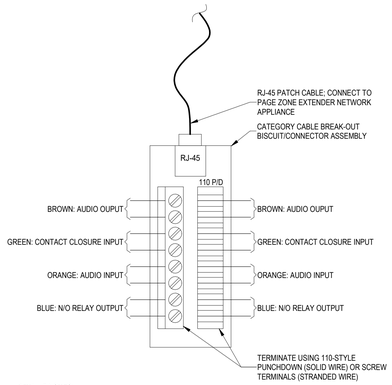

DETAIL 7 NOTES:
1. VIEW IS WITH COVER OFF BISCUIT/CONNECTOR ASSEMBLY.

7 CATEGORY CABLE BREAK-OUT BISCUIT/CONNECTOR ASSEMBLY DETAIL
NTS

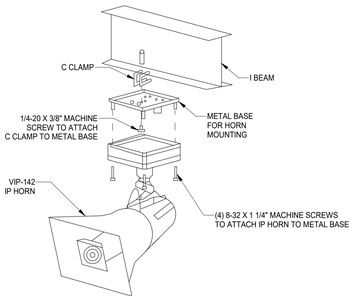

6 BEAM/COLUMN MOUNTING DETAIL
NTS

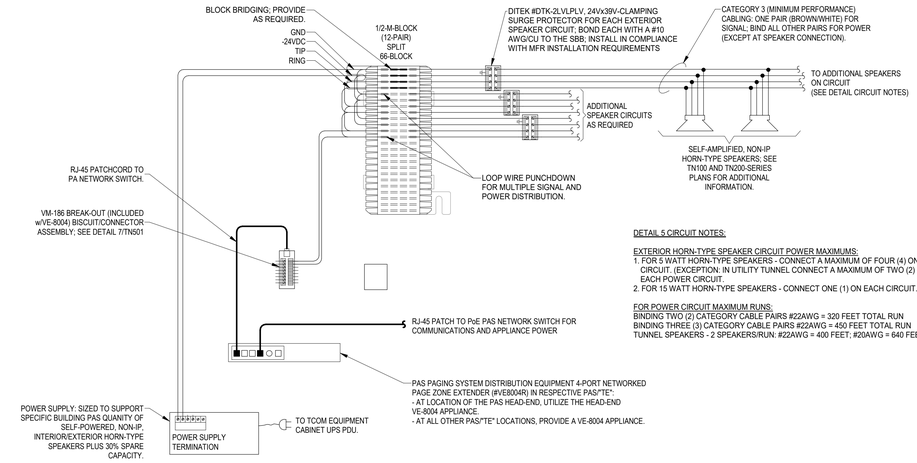

DETAIL 5 CIRCUIT NOTES:

EXTERIOR HORN-TYPE SPEAKER CIRCUIT POWER MAXIMUMS:
1. FOR 5 WATT HORN-TYPE SPEAKERS - CONNECT A MAXIMUM OF FOUR (4) ON EACH CIRCUIT. (EXCEPTION: IN UTILITY TUNNEL CONNECT A MAXIMUM OF TWO (2) SPEAKERS ON EACH POWER CIRCUIT.
2. FOR 15 WATT HORN-TYPE SPEAKERS - CONNECT ONE (1) ON EACH CIRCUIT.

FOR POWER CIRCUIT MAXIMUM RUNS:
BINDING TWO (2) CATEGORY CABLE PAIRS #22AWG = 320 FEET TOTAL RUN
BINDING THREE (3) CATEGORY CABLE PAIRS #22AWG = 450 FEET TOTAL RUN
TUNNEL SPEAKERS - 2 SPEAKERS/RUN: #22AWG = 400 FEET; #20AWG = 640 FEET TOTAL RUN

DETAIL 5 NOTES:
1. SCHEMATIC DIAGRAM REPRESENTS A TYPICAL BUILDING HEAD-END LAYOUT.
2. ALL COMPONENTS SHALL BE MOUNTED WITHIN THE TCOM EQUIPMENT CABINET OR ON THE TCOM BACKBOARD AND BE POWERED FROM THE UPS PDU.
3. ADJUST SYSTEM COMPONENT SIZES/QUANTITIES BASED ON THE BUILDINGS SPEAKER QUANTITIES, CIRCUITRY, AND POWER CABLING DISTANCES AND REQUIREMENTS.
4. MANUFACTURER REQUIRED/RECOMMENDED INSTALLATION INSTRUCTIONS APPLY.

5 STANDARD/HYBRID NETWORK/ANALOG HORN-TYPE SPEAKER(S) CONNECTION SCHEMATIC
NTS

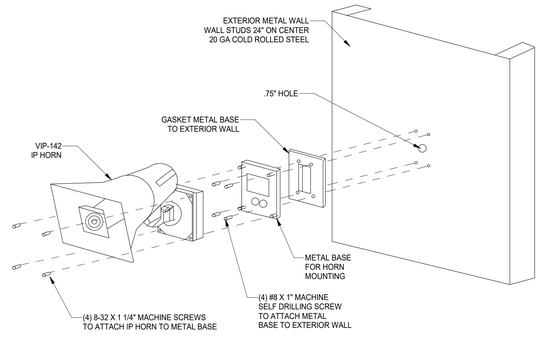

4 INTERIOR/EXTERIOR SURFACE MOUNTING DETAIL
NTS

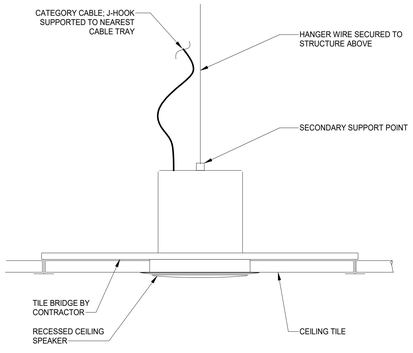

DETAIL 3 NOTES:
1. ELECTRICAL CONTRACTOR IS RESPONSIBLE FOR CUTTING AND PATCHING AS1 NECESSARY TO FACILITATE MOUNTING OF THE CEILING SPEAKER. REFER TO MANUFACTURER INSTALLATION SPECIFICATIONS.
2. COORDINATE LOCATIONS WITH GC PRIOR TO COMMENCING ROUGH-IN WORK.
3. CABLING FROM CONDUIT TO SPEAKER SHALL NOT EXCEED 6" EXPOSURE.
4. INSTALLATION SHALL COMPLY WITH MANUFACTURERS INSTALLATION REQUIREMENTS AND/OR RECOMMENDATIONS.
5. PROVIDE ALL REQUIRED MOUNTING HARDWARE.

3 ACCESSIBLE CEILING MOUNTED SPEAKER DETAIL
NTS

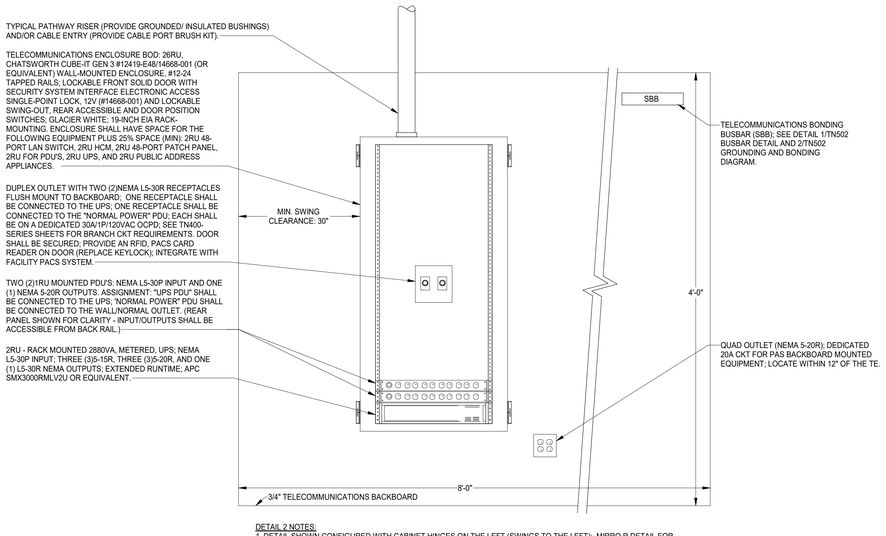

DETAIL 2 NOTES:
1. DETAIL SHOWN CONFIGURED WITH CABINET HINGES ON THE LEFT (SWINGS TO THE LEFT); MIRRO R DETAIL FOR INSTALLATIONS REQUIRING CABINET TO BE HINGED ON THE RIGHT (SWINGS TO THE RIGHT).
2. PROVIDE ALL REQUIRED ACCESSORIES INCLUDING BUT NOT LIMITED TO GROUND JUMPERS.

2 TE ENCLOSURE POWER & TELECOMMUNICATIONS DETAIL
NTS

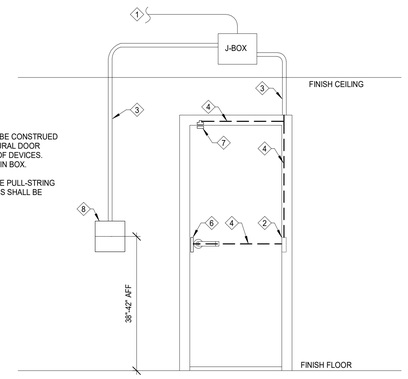

DETAIL 1 NOTES:

1. ELEVATION VIEW FROM SECURED SIDE OF DOOR.
2. DETAIL IS DIAGRAMMATIC IN NATURE AND NOT TO BE CONSTRUED AS ALL INCLUSIVE. COORDINATE WITH ATCHITECTURAL DOOR HARDWARE, PLANS, AND DETAILS FOR LOCATION OF DEVICES.
3. PROVIDE 18" SERVICE LOOP WITHIN EACH ROUGH-IN BOX. LABEL/INSTALL ALL CABLES.
4. PROVIDE ROUGH-IN BOXES AND CONDUIT. PROVIDE PULL-STRING IN ALL ROUGH-IN CONDUIT; PULL-STRING IN FRAMES SHALL BE PROVIDED WITH WEIGHTED ENDS.
5. UL RATED BOXES IN ALL FIRE RATED ASSEMBLIES.

1 SECURITY DOOR HARDWARE ELEVATION SINGLE DOOR
NTS REF: 2/ TN108

TELECOMMUNICATIONS GENERAL NOTES

A. DRAWING IS DIAGRAMMATIC IN NATURE AND IS NOT TO BE CONSTRUED AS ALL INCLUSIVE; FIELD VERIFY EXISTING CONDITIONS AND ADJUST WORK AS REQUIRED TO EXECUTE SPECIFIED WORK.

B. EXISTING CONDITIONS INDICATED ARE BASED ON GENERAL FIELD NOTES AND HISTORICAL DATA AND DOCUMENTATION AND ARE FOR REFERENCE PURPOSES ONLY TO DEFINE SCOPE OF WORK; FIELD VERIFY ALL CONDITIONS.

C. THIS SITE IS AN ACTIVE WORKING ENVIRONMENT; SYSTEMS SHALL NOT BE SHUTDOWN WITHOUT WRITTEN AUTHORIZATION; ALL REQUESTS SHALL BE SUBMITTED IN WRITING A MINIMUM OF TEN (10) WORKING-DAYS PRIOR TO PROPOSED ACTIVITY DATE OR NEED UNLESS DIRECTED OTHERWISE.

D. SEE T-001 TELECOMMUNICATIONS COVER SHEET FOR SYMBOLS DEFINITION:
1. SYMBOLS GRAYED/ HALFTONE: INDICATED FOR REFERENCE AND/OR INDICATING EXISTING UNLESS SPECIFICALLY NOTED OTHERWISE.
2. SYMBOLS DASHED OR SPECIFICALLY KEYED NOTED: INDICATES DEMOLITION WORK.

E. OWNER SHALL HAVE FIRST SALVAGE RIGHTS FOR ANY DEMOLISHED DEVICES OR MATERIAL.

F. REFER TO TN501 FOR SPEAKER MOUNTING DETAILS.

G. CONTRACTOR TO UTILIZE EXISTING SPEAKER PLACEMENTS FOR INSTALLATION OF NEW SPEAKERS WHEREVER POSSIBLE. TEMPORARILY SUPPORT EXISTING SPEAKERS DURING CONSTRUCTION UNTIL NEW SYSTEM HAS BEEN INSTALLED, TESTED, AND ACCEPTED.

ELECTRONIC SECURITY SYSTEM KEYNOTES

◇	
1	TO HEAD-END EQUIPMENT ENCLOSURE, DOOR CONTROLLERS AND POWER SUPPLIES. REFER TO ELECTRICAL FOR DEDICATED 120V POWER.
2	POWER TRANSFER HINGE BY OTHERS.
3	MINIMUM 1-1/4" CONDUIT. FIELD VERIFY ROUTING AT JOB SITE.
4	MULTI-CONDUCTOR CABLE(S). COORDINATE REQUIREMENTS WITH MANUFACTURERS' RECOMMENDATIONS.
6	ELECTRIC MORTISE LOCK WITH INTEGRAL ELECTRIC STRIKE AND REQUEST TO EXIT. FIELD VERIFY MOUNTING AND CABLING REQUIREMENTS.
7	INTEGRATED DOOR CONTACT AND ANTI-PROP/FORCED ENTRY ALARM. FIELD VERIFY MOUNTING AND CABLING REQUIREMENTS.
8	DUAL AUTHENTICATION CARD READER AND KEYPAD DEVICE. CONNECT CARD READER AND KEYPAD TO NEW CIRCUIT AND PATHWAY. CARD READER AND KEYPAD MOUNTED ON NON-SECURED SIDE OF DOOR.

FULLY SPRINKLERED

100% BID DOCUMENTS

No.	REVISION DESCRIPTION	DATE

CONSULTANTS:

ARCHITECT
SPUR DESIGN
312 SW 25TH STREET
OKLAHOMA CITY, OK 73109
(405) 842-6100

MECH / ELEC / PLUMB / TELECOM
SPUR DESIGN
2519 MADISON AVE., STE 100
KANSAS CITY, MO 64108
(913) 369-7200

FIRE PROTECTION ENGINEER
RATED ENGINEERING
609 S. KELLY AVENUE, STE H2
EDMOND, OK 73003
(405) 210-5814

INDUSTRIAL HYGENIST
RIVERFRONT SAFETY & HEALTH
11140 S TOWNE SQUARE, STE 100
ST. LOUIS, MO 63123
(314) 917-0148

PHYSICAL SECURITY
FORCE PROTECT
10901 FRONT BEACH RD, UNIT 1415
PANAMA CITY BEACH, FL 32407
(502) 836-4232

ENGINEER: H2B #: 23-133

H2B, INC.
1225 NORTH LOOP WEST, # 800
HOUSTON, TEXAS 77008
(713) 864-2900

TEXAS FIRM REGISTRATION #: 8856

STAMP:
REGISTERED COMMUNICATIONS DISTRIBUTION DESIGNER
Bicsi
KRISTOPHER O HETLAGE
BICSI ID # 328601
EXPIRES 12-31-27
RCDD
7/18/25

Drawing Title
TELECOMMUNICATIONS DETAILS

VA Health Care System Approval:

Project Title
REPLACE/UPGRADE CAMPUS OVERHEAD PAGING SYSTEM

Location MICHAEL E. DEBAKEY VAMC
2002 HOLCOMBE BLVD
HOUSTON, TX 77030

Date **07/21/2025** | Checked KGH | Drawn MDT

Project Number **580-25-101**

Building Number

Drawing Number
TN501
Drawing # 226 OF 231

Veterans Health Administration

VA | U.S. Department of Veterans Affairs

7/18/2025 17:26:01

VA FORM 08-6231

TELECOMMUNICATIONS GENERAL NOTES

A. DRAWING IS DIAGRAMMATIC IN NATURE AND IS NOT TO BE CONSTRUED AS ALL INCLUSIVE; FIELD VERIFY EXISTING CONDITIONS AND ADJUST WORK AS REQUIRED TO EXECUTE SPECIFIED WORK.

B. EXISTING CONDITIONS INDICATED ARE BASED ON GENERAL FIELD NOTES AND HISTORICAL DATA AND DOCUMENTATION AND ARE FOR REFERENCE PURPOSES ONLY TO DEFINE SCOPE OF WORK; FIELD VERIFY ALL CONDITIONS.

C. THIS SITE IS AN ACTIVE WORKING ENVIRONMENT; SYSTEMS SHALL NOT BE SHUTDOWN WITHOUT WRITTEN AUTHORIZATION; ALL REQUESTS SHALL BE SUBMITTED IN WRITING A MINIMUM OF TEN (10) WORKING-DAYS PRIOR TO PROPOSED ACTIVITY DATE OR NEED UNLESS DIRECTED OTHERWISE.

D. SEE T-001 TELECOMMUNICATIONS COVER SHEET FOR SYMBOLS DEFINITION:
1. SYMBOLS GRAYED/ HALFTONE: INDICATED FOR REFERENCE AND/OR INDICATING EXISTING UNLESS SPECIFICALLY NOTED OTHERWISE.
2. SYMBOLS DASHED OR SPECIFICALLY KEYED NOTED: INDICATES DEMOLITION WORK.

E. OWNER SHALL HAVE FIRST SALVAGE RIGHTS FOR ANY DEMOLISHED DEVICES OR MATERIAL.

F. REFER TO TN501 FOR SPEAKER MOUNTING DETAILS.

G. CONTRACTOR TO UTILIZE EXISTING SPEAKER PLACEMENTS FOR INSTALLATION OF NEW SPEAKERS WHEREVER POSSIBLE. TEMPORARILY SUPPORT EXISTING SPEAKERS DURING CONSTRUCTION UNTIL NEW SYSTEM HAS BEEN INSTALLED, TESTED, AND ACCEPTED.

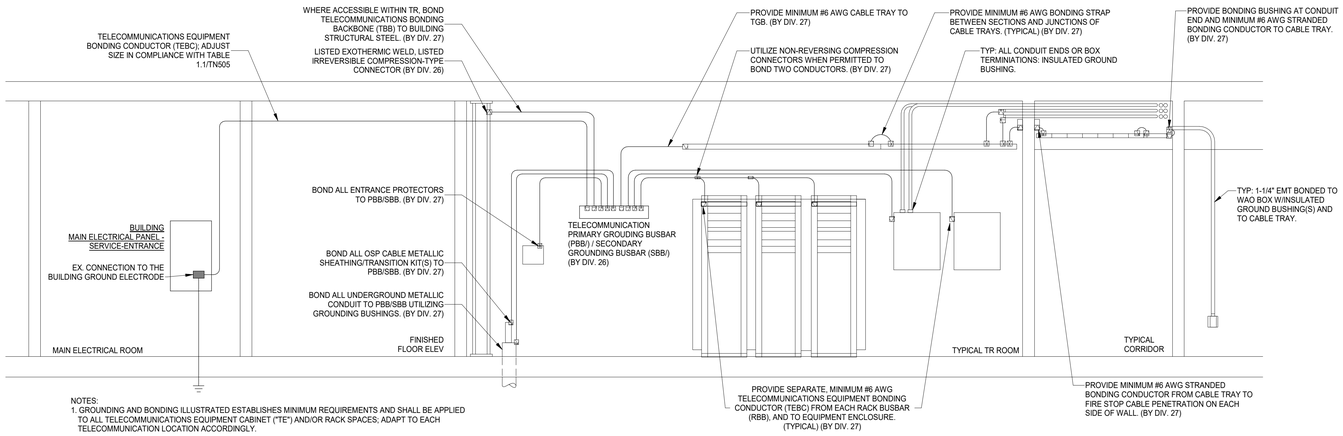

NOTES:
1. GROUNDING AND BONDING ILLUSTRATED ESTABLISHES MINIMUM REQUIREMENTS AND SHALL BE APPLIED TO ALL TELECOMMUNICATIONS EQUIPMENT CABINET ("TE") AND/OR RACK SPACES; ADAPT TO EACH TELECOMMUNICATION LOCATION ACCORDINGLY.

2 TYPICAL TELECOMMUNICATIONS GROUNDING AND BONDING DIAGRAM
NTS

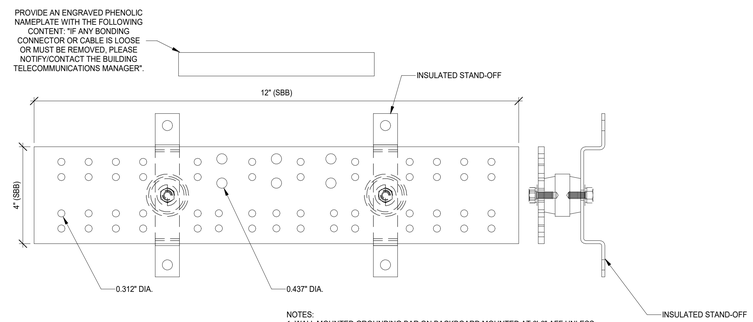

NOTES:
1. WALL MOUNTED GROUNDING BAR ON BACKBOARD MOUNTED AT 6'-6" AFF UNLESS OTHERWISE NOTED.
2. SBB: 1/4" THICK x4" WIDE (MIN) x 12" LENGTH (SIZE BASED ON CURRENT BONDING REQUIREMENTS + 25% FUTURE BONDING NEEDS).
3. BUSBARS SHALL BE COPPER OR TIN-ANNEALED COPPER.

1 TELECOMMUNICATIONS MAIN GROUNDING BUSBAR DETAIL
NTS

FULLY SPRINKLERED

100% BID DOCUMENTS

No.	REVISION DESCRIPTION	DATE

CONSULTANTS:

ARCHITECT
SPUR DESIGN
312 SW 25TH STREET
OKLAHOMA CITY, OK 73109
(405) 842-6100

MECH / ELEC / PLUMB / TELECOM
SPUR DESIGN
2519 MADISON AVE., STE 100
KANSAS CITY, MO 64108
(913) 369-7200

FIRE PROTECTION ENGINEER
RATED ENGINEERING
609 S. KELLY AVENUE, STE H2
EDMOND, OK 73003
(405) 210-5814

INDUSTRIAL HYGENIST
RIVERFRONT SAFETY & HEALTH
11140 S TOWNE SQUARE, STE 100
ST. LOUIS, MO 63123
(314) 917-0148

PHYSICAL SECURITY
FORCE PROTECT
10901 FRONT BEACH RD, UNIT 1415
PANAMA CITY BEACH, FL 32407
(502) 836-4232

ENGINEER: H2B #: 23-133

H2B, INC.
1225 NORTH LOOP WEST, # 800
HOUSTON, TEXAS 77008
(713) 864-2900

TEXAS FIRM REGISTRATION #: 8856

STAMP:
REGISTERED COMMUNICATIONS DISTRIBUTION DESIGNER
BICSI
KRISTOPHER G HETLAGE
BICSI ID # 328601
EXPIRES 12-31-27
RCDD
9/4/25

Drawing Title
TELECOMMUNICATIONS DETAILS

VA Health Care System Approval:

Project Title
REPLACE/UPGRADE CAMPUS OVERHEAD PAGING SYSTEM

Location MICHAEL E. DEBAKEY VAMC
2002 HOLCOMBE BLVD
HOUSTON, TX 77030

Date **07/21/2025** | Checked KGH | Drawn MDT

Project Number **580-25-101**

Building Number

Drawing Number
TN502
Drawing # 227 OF 231

Veterans Health Administration

VA U.S. Department of Veterans Affairs

7/18/2025 17:26:21

VA FORM 08-6231

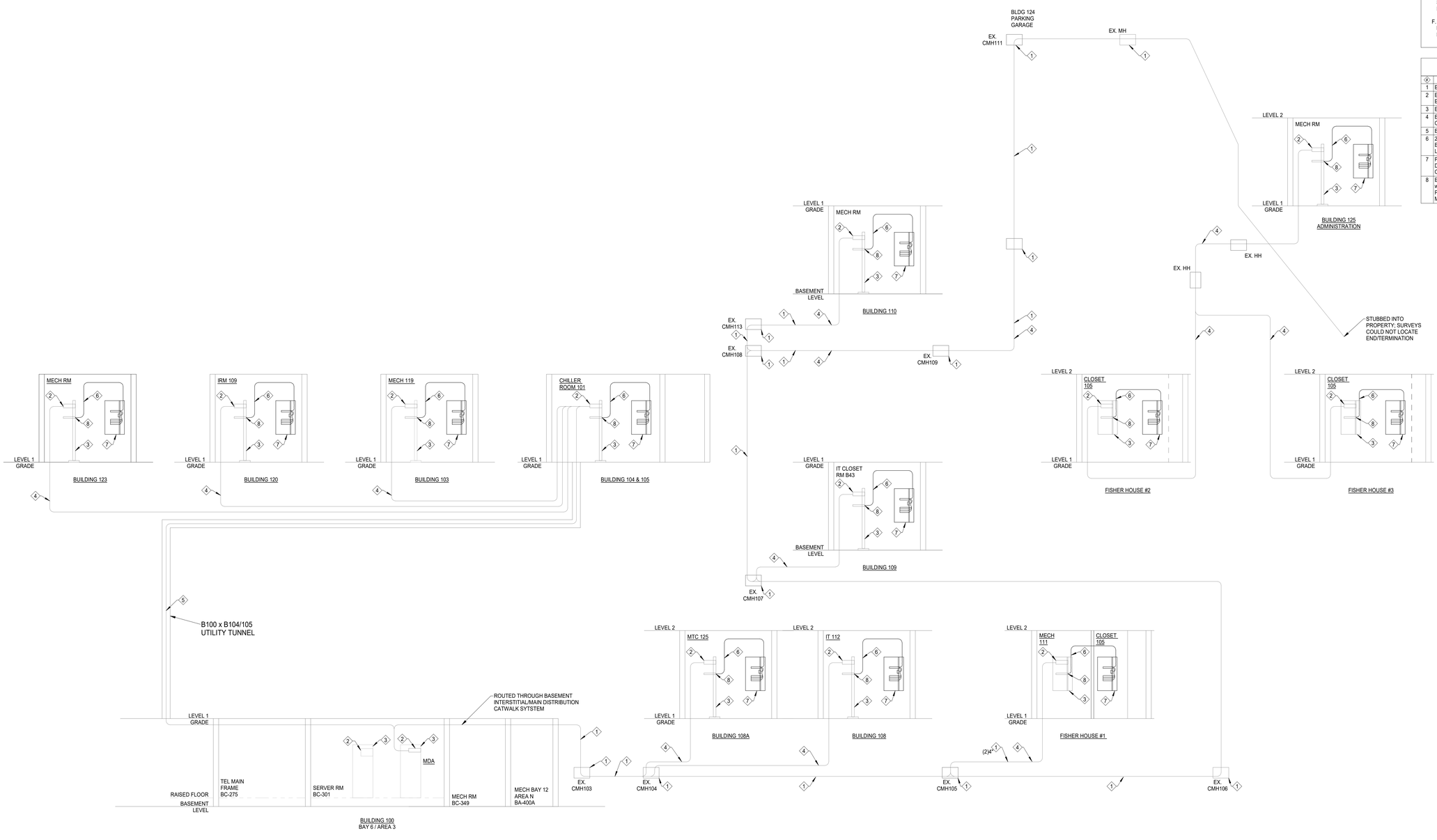

1 PUBLIC ADDRESS CAMPUS OSP/BACKBONE RISER DIAGRAM
NTS

AUDIO-VISUAL GENERAL NOTES

A. DRAWING IS DIAGRAMMATIC IN NATURE AND IS NOT TO BE CONSTRUED AS ALL INCLUSIVE; FIELD VERIFY EXISTING CONDITIONS AND ADJUST WORK AS REQUIRED TO EXECUTE SPECIFIED WORK.

B. EXISTING CONDITIONS INDICATED ARE BASED ON GENERAL FIELD NOTES AND HISTORICAL DATA AND DOCUMENTATION AND ARE FOR REFERENCE PURPOSES ONLY TO DEFINE SCOPE OF WORK; FIELD VERIFY ALL CONDITIONS.

C. THIS SITE IS AN ACTIVE WORKING ENVIRONMENT; SYSTEMS SHALL NOT BE SHUTDOWN WITHOUT WRITTEN AUTHORIZATION; ALL REQUESTS SHALL BE SUBMITTED IN WRITING A MINIMUM OF TEN (10) WORKING-DAYS PRIOR TO PROPOSED ACTIVITY DATE OR NEED UNLESS DIRECTED OTHERWISE.

D. SEE T-001 TELECOMMUNICATIONS COVER SHEET FOR SYMBOLS DEFINITION:
1. SYMBOLS GRAYED/ HALFTONE: INDICATED FOR REFERENCE AND/OR INDICATING EXISTING UNLESS SPECIFICALLY NOTED OTHERWISE.
2. SYMBOLS DASHED OR SPECIFICALLY KEYED NOTED: INDICATES DEMOLITION WORK

E. UTILIZE EXISTING SPEAKER PLACEMENTS FOR INSTALLATION OF NEW SPEAKERS WHEREVER POSSIBLE. TEMPORARILY SUPPORT EIXSTING SPEAKERS DURING CONSTRUCTION UNTIL NEW SYSTEM HAS BEEN INSTALLED, TESTED, AND ACCEPTED.

F. NEW PA SYSTEM BUILDINGS INTERCONNECTED UTILIZING EXISTING VA LAN, FIBER OPTIC TOPOLOGY AND PATHWAYS. SHEET SHOWN FOR REFERENCE PURPOSES ONLY.

TELECOMMUNICATIONS KEYNOTES

#	
1	EXISTING DUCTBANK AND COMMUNICATION (SIGNAL) MANHOLES
2	EXISTING BASE/OSP FO BACKBONE AND ASSOCIATED TERMINATION ENCLOSURE
3	EXISTING TELECOMMUNICATIONS EQUIPMENT RACK OR ENCLOSURE
4	EXISTING OSP FIBER-OPTIC BACKBONE RUN IN EXISTING DUCTBANK AND COMMUNICATION (SIGNAL) MANHOLES
5	EXISTING FIBER-OPTIC OSP BACKBONE RUN IN EXISTING UTILITY TUNNEL
6	2-STRAND, MULTI-MODE FIBER-OPTIC PATCH CABLE w/LC-CONNECTORS EACH END; PROVIDE A 3/4"C (MIN) PATHWAY STUBBED DOWN TO THE EXISTING RACK LOCATION AND INTO THE NEW PAS/TE.
7	PAS "TE" - WALL MOUNTED TELECOMMUNICATIONS EQUIPMENT CABINET; SEE DETAIL 2/TN501; SEE SHEETS TN602, TN603, AND TN604 BUILDING RISERS FOR CONTINUATION.
8	EXISTING VA-LAN SWITCH; PROVIDE AN SFP 10G TRANSCEIVER MODULE w/DUPLEX LC CONNECTORS MOUNTED IN EXISTING SWITCH SPARE FO/SNP PORT. MODULE SHALL MATCH AND BE COMPATIBLE WITH EXISTING SWITCH MODEL/MANUFACTURER. CLEAN SFP PORT PRIOR TO INSTALLATION.

FULLY SPRINKLERED

100% BID DOCUMENTS

No.	REVISION DESCRIPTION	DATE

CONSULTANTS:

ARCHITECT
SPUR DESIGN
312 SW 25TH STREET
OKLAHOMA CITY, OK 73109
(405) 842-6100

MECH / ELEC / PLUMB / TELECOM
SPUR DESIGN
2519 MADISON AVE., STE 100
KANSAS CITY, MO 64108
(913) 369-7200

FIRE PROTECTION ENGINEER
RATED ENGINEERING
609 S. KELLY AVENUE, STE H2
EDMOND, OK 73003
(405) 210-5814

INDUSTRIAL HYGENIST
RIVERFRONT SAFETY & HEALTH
11140 S TOWNE SQUARE, STE 100
ST. LOUIS, MO 63123
(314) 917-0148

PHYSICAL SECURITY
FORCE PROTECT
10901 FRONT BEACH RD, UNIT 1415
PANAMA CITY BEACH, FL 32407
(502) 836-4232

ENGINEER: H2B #: 23-133

H2B, INC.
1225 NORTH LOOP WEST, # 800
HOUSTON, TEXAS 77008
(713) 864-2900
TEXAS FIRM REGISTRATION #: 8856

STAMP: REGISTERED COMMUNICATIONS DISTRIBUTION DESIGNER — Bicsi — KRISTOPHER G HETLAGE — BICSI ID # 329601 — EXPIRES 12-31-27 — RCDD — 7/21/25

Drawing Title
CAMPUS BACKBONE RISER DIAGRAMS

VA Health Care System Approval:

Project Title
REPLACE/UPGRADE CAMPUS OVERHEAD PAGING SYSTEM

Location: MICHAEL E. DEBAKEY VAMC, 2002 HOLCOMBE BLVD, HOUSTON, TX 77030

Date: **07/21/2025** | Checked: KGH | Drawn: MDT

Project Number: **580-25-101**

Building Number:

Drawing Number: **TN601**

Drawing # 228 OF 231

Veterans Health Administration

VA — U.S. Department of Veterans Affairs

7/18/2025 17:26:05

VA FORM 08-6231



RISER 1 NOTES:
1. NOT ALL HORN-TYPE SPEAKERS AND THEIR LOCATION(S) ARE INDICATED; ALL HORN-TYPE SPEAKERS "H" ARE PoE AND SIMILARLY CIRCUITED LIKE ALL CEILING AND WALL MOUNTED SPEAKERS U.N.O.

1 BUILDING 100 PUBLIC ADDRESS RISERS 1-6
NTS

TELECOMMUNICATIONS GENERAL NOTES

A. DRAWING IS DIAGRAMMATIC IN NATURE AND IS NOT TO BE CONSTRUED AS ALL INCLUSIVE; FIELD VERIFY EXISTING CONDITIONS AND ADJUST WORK AS REQUIRED TO EXECUTE SPECIFIED WORK.

B. EXISTING CONDITIONS INDICATED ARE BASED ON GENERAL FIELD NOTES AND HISTORICAL DATA AND DOCUMENTATION AND ARE FOR REFERENCE PURPOSES ONLY TO DEFINE SCOPE OF WORK; FIELD VERIFY ALL CONDITIONS.

C. THIS SITE IS AN ACTIVE WORKING ENVIRONMENT; SYSTEMS SHALL NOT BE SHUTDOWN WITHOUT WRITTEN AUTHORIZATION; ALL REQUESTS SHALL BE SUBMITTED IN WRITING A MINIMUM OF TEN (10) WORKING-DAYS PRIOR TO PROPOSED ACTIVITY DATE OR NEED UNLESS DIRECTED OTHERWISE.

D. SEE T-001 TELECOMMUNICATIONS COVER SHEET FOR SYMBOLS DEFINITION:
1. SYMBOLS GRAYED/ HALFTONE: INDICATED FOR REFERENCE AND/OR INDICATING EXISTING UNLESS SPECIFICALLY NOTED OTHERWISE.
2. SYMBOLS DASHED OR SPECIFICALLY KEYED NOTED: INDICATES DEMOLITION WORK.

E. OWNER SHALL HAVE FIRST SALVAGE RIGHTS FOR ANY DEMOLISHED DEVICES OR MATERIAL.

F. REFER TO TN501 FOR SPEAKER MOUNTING DETAILS.

G. CONTRACTOR TO UTILIZE EXISTING SPEAKER PLACEMENTS FOR INSTALLATION OF NEW SPEAKERS WHEREVER POSSIBLE. TEMPORARILY SUPPORT EXISTING SPEAKERS DURING CONSTRUCTION UNTIL NEW SYSTEM HAS BEEN INSTALLED, TESTED, AND ACCEPTED.

TELECOMMUNICATIONS KEYNOTES

◇	
1	PAS SPEAKER PoE/SIGNAL CABLING: CATEGORY 3 (MIN), PLENUM-RATED; ONE FOR EACH IP-DEVICE.
2	EXISTING ISP FO BACKBONE AND ASSOCIATED TERMINATION ENCLOSURE
3	EXISTING VA-LAN EQUIPMENT RACK(S)
4	PAS 48-PORT PATCH PANELS
5	PAS HEADEND: (BoD) VALCOM VEIP6K-1 CONSISTING OF ONE (1)VE6030; ONE (1)VE8090; ONE (1)VE8004; ONE (1)VE8048 - SYSTEM WILL BE SUPPORTED BY THE ROOMS UPS.
6	EXISTING NURSE CALL SERVER: INTERCONNECT WITH THE PAGING SYSTEM FOR CODE BLUE ALERT NOTIFICATIONS; EXTEND NCS SYS-LOG FOR TEXT-TO-VOICE CONVERSION ANNOUNCING DETAILED INFORMATION IF NCS DATABANK PROVIDES THAT INFORMATION; COORDINATE WITH NCS CONTRACTED SERVICING COMPANY.
7	EXISTING FIRE ALARM SERVER: INTERCONNECT WITH PAGING SYSTEM TO SHUNT/PAUSE ALL PAS AUDIO OUTPUT AND RESET ONCE FIRE ALARM SYSTEM IS RESET/ALARM SILENCED (COORDINATE WITH COR).
8	EXISTING ELECTRONIC SECURITY SYSTEM PACS AND VSS SERVER(S): INTERCONNECT WITH PAGING SYSTEM TO INITIATE PRE-RECORDED VOICE MESSAGE ANNOUNCEMENTS; COORDINATE AND PROVIDE EXACT REQUIREMENTS/NEEDS WITH COR.
9	PAS NETWORK SWITCH; PROVIDE MM/FO CROSS-CONNECTION WITH EXISTING VA-LAN SWITCH (SEE KEYNOTE 14); PROVIDE A CAT-6A PATCH CORD EXTENDED TO RACK MOUNTED PAS APPLIANCES.
10	PAS AUXILIARY AUDIO (VE8004); PROVIDE NETWORK CONNECTION/CAT-6A JUMPER TO OPEN PAS NETWORK SWITCH PORT; (UNIT INCLUDES FOUR (4)VM-186 INTERCONNECT MODULES (DELIVER UNUSED COMPONENTS TO VA, BAGGED WITH ASSOCIATED INSTALLATION DOCUMENTATION).
11	DESKTOP PAS INTERACTIVE CONSOLE CAT-6A CABLING; TERMINATE ON AN RG-45 JACK MOUNT IN A 2-PORT WAO FACEPLATE; SEE FLOOR PLANS FOR ADDITIONAL INFORMATION.
12	VA/OIT EXISTING LAN CORE SWITCH; PROVIDE FIBER PATCH CABLE EXTENDED TO THE NEW PAS NETWORK SWITCH; COORDINATE CONNECTION WITH VA/COR/OIT - CONNECT WHERE DIRECTED.
13	PAS "TE" - WALL MOUNTED TELECOMMUNICATIONS EQUIPMENT CABINET; SEE DETAIL 2/TN501.
14	2-STRAND, MULTI-MODE FIBER-OPTIC PATCH CABLE w/LC-CONNECTORS EACH END; PROVIDE A 3/4"C (MIN) PATHWAY STUBBED DOWN TO THE EXISTING RACK LOCATION AND INTO THE NEW PAS/TE.
15	EXISTING VA-LAN SWITCH; PROVIDE AN SFP 10G TRANSCEIVER MODULE w/DUPLEX LC CONNECTORS MOUNTED IN EXISTING SWITCH SPARE FO/SNP PORT. MODULE SHALL MATCH AND BE COMPATIBLE WITH EXISTING SWITCH MODEL/MANUFACTURER. CLEAN SFP PORT PRIOR TO INSTALLATION.
16	HYBRID SYSTEM FOR EXTERIOR SPEAKERS: TERMINATE RESPECTIVE BUILDING'S EXTERIOR SPEAKERS TO THIS 66-BLOCK; CONNECT THE BoD VM186 (INCLUDED WITH VM8004) TO THIS 66-BLOCK; CONNECT TO THE PAS AUXILIARY AUDIO APPLIANCE (VE8004) WITH PROVIDE PATCH CABLE; SEE SCHEMATIC 5/TN501 FOR ADDITIONAL INFORMATION/REQUIREMENTS.
17	PAS INTERACTIVE CONSOLE; DESKTOP OR WALL MOUNTED AS NOTED; SEE RESPECTIVE FLOOR PLAN
18	WALL-MOUNTED PAS INTERACTIVE CONSOLE CAT-6A CABLING; TERMINATE ON AN RG-45 JACK MOUNT IN A SURFACE BOX (BISCUIT) MOUNTED INSIDE CABINET.

FULLY SPRINKLERED

100% BID DOCUMENTS

No.	REVISION DESCRIPTION	DATE

CONSULTANTS:

ARCHITECT
SPUR DESIGN
312 SW 25TH STREET
OKLAHOMA CITY, OK 73109
(405) 842-6100

MECH / ELEC / PLUMB / TELECOM
SPUR DESIGN
2519 MADISON AVE., STE 100
KANSAS CITY, MO 64108
(913) 369-7200

FIRE PROTECTION ENGINEER
RATED ENGINEERING
609 S. KELLY AVENUE, STE H2
EDMOND, OK 73003
(405) 210-5814

INDUSTRIAL HYGENIST
RIVERFRONT SAFETY & HEALTH
11140 S TOWNE SQUARE, STE 100
ST. LOUIS, MO 63123
(314) 917-0148

PHYSICAL SECURITY
FORCE PROTECT
10901 FRONT BEACH RD, UNIT 1415
PANAMA CITY BEACH, FL 32407
(502) 836-4232

ENGINEER: H2B #: 23-133

H2B, INC.
1225 NORTH LOOP WEST, # 800
HOUSTON, TEXAS 77008
(713) 864-2900

TEXAS FIRM REGISTRATION #: 8856

STAMP:
REGISTERED COMMUNICATIONS DISTRIBUTION DESIGNER
Bicsi
KRISTOPHER G HETLAGE
BICSI ID # 329501
EXPIRES 12-31-27
RCDD
7/18/25

Drawing Title
BUILDING 100 PUBLIC ADDRESS RISER - MECH BAYS #1 - #6

VA Health Care System Approval:

Project Title
REPLACE/UPGRADE CAMPUS OVERHEAD PAGING SYSTEM

Location: MICHAEL E. DEBAKEY VAMC, 2002 HOLCOMBE BLVD, HOUSTON, TX 77030

Date: **07/21/2025** | Checked: KGH | Drawn: MDT

Project Number: **580-25-101**

Building Number

Drawing Number: **TN602**

Drawing # 229 OF 231

Veterans Health Administration

VA | U.S. Department of Veterans Affairs

7/18/2025 17:26:11

VA FORM 08-6231

AUDIO-VISUAL GENERAL NOTES

A. DRAWING IS DIAGRAMMATIC IN NATURE AND IS NOT TO BE CONSTRUED AS ALL INCLUSIVE; FIELD VERIFY EXISTING CONDITIONS AND ADJUST WORK AS REQUIRED TO EXECUTE SPECIFIED WORK.

B. EXISTING CONDITIONS INDICATED ARE BASED ON GENERAL FIELD NOTES AND HISTORICAL DATA AND DOCUMENTATION AND ARE FOR REFERENCE PURPOSES ONLY TO DEFINE SCOPE OF WORK; FIELD VERIFY ALL CONDITIONS.

C. THIS SITE IS AN ACTIVE WORKING ENVIRONMENT; SYSTEMS SHALL NOT BE SHUTDOWN WITHOUT WRITTEN AUTHORIZATION; ALL REQUESTS SHALL BE SUBMITTED IN WRITING A MINIMUM OF TEN (10) WORKING-DAYS PRIOR TO PROPOSED ACTIVITY DATE OR NEED UNLESS DIRECTED OTHERWISE.

D. SEE T-001 TELECOMMUNICATIONS COVER SHEET FOR SYMBOLS DEFINITION:
1. SYMBOLS GRAYED/ HALFTONE: INDICATED FOR REFERENCE AND/OR INDICATING EXISTING UNLESS SPECIFICALLY NOTED OTHERWISE.
2. SYMBOLS DASHED OR SPECIFICALLY KEYED NOTED: INDICATES DEMOLITION WORK

E. UTILIZE EXISTING SPEAKER PLACEMENTS FOR INSTALLATION OF NEW SPEAKERS WHEREVER POSSIBLE. TEMPORARILY SUPPORT EIXSTING SPEAKERS DURING CONSTRUCTION UNTIL NEW SYSTEM HAS BEEN INSTALLED, TESTED, AND ACCEPTED.

F. NEW PA SYSTEM BUILDINGS INTERCONNECTED UTILIZING EXISTING VA LAN, FIBER OPTIC TOPOLOGY AND PATHWAYS. SHEET SHOWN FOR REFERENCE PURPOSES ONLY.

TELECOMMUNICATIONS KEYNOTES

◇	
1	PAS SPEAKER PoE/SIGNAL CABLING: CATEGORY 3 (MIN), PLENUM-RATED; ONE FOR EACH IP-DEVICE.
2	EXISTING BASE/OSP FO BACKBONE AND ASSOCIATED TERMINATION ENCLOSURE
3	EXISTING VA-LAN EQUIPMENT RACK(S)
4	PAS SYSTEM: 48-PORT PATCH PANELS
5	PAS INTERACTIVE CONSOLE; DESKTOP OR WALL MOUNTED AS NOTED; SEE RESPECTIVE FLOOR PLAN
6	DESKTOP PAS INTERACTIVE CONSOLE CAT-6A CABLING; TERMINATE ON AN RG-45 JACK MOUNT IN A 2-PORT WAO FACEPLATE; SEE FLOOR PLANS FOR ADDITIONAL INFORMATION.
8	2-STRAND, MULTI-MODE FIBER-OPTIC PATCH CABLE w/LC-CONNECTORS EACH END; PROVIDE A 3/4"C (MIN) PATHWAY STUBBED DOWN TO THE EXISTING RACK LOCATION AND INTO THE NEW PAS/TE.
9	PAS NETWORK SWITCH; PROVIDE MM/FO CROSS-CONNECTION WITH EXISTING VA-LAN SWITCH (SEE KEYNOTE 14); PROVIDE A CAT-6A PATCH CORD EXTENDED TO RACK MOUNTED PAS APPLIANCES.
10	HYBRID SYSTEM FOR EXTERIOR SPEAKERS: TERMINATE RESPECTIVE BUILDING'S EXTERIOR SPEAKERS TO THIS 66-BLOCK; CONNECT THE 8oD VM186 (INCLUDED WITH VM8004) TO THIS 66-BLOCK; CONNECT TO THE PAS AUXILIARY AUDIO APPLIANCE (VE8004) WITH PROVIDE PATCH CABLE; SEE SCHEMATIC 5/TN501 FOR ADDITIONAL INFORMATION/REQUIREMENTS.
11	PAS "TE" - WALL MOUNTED TELECOMMUNICATIONS EQUIPMENT CABINET; SEE DETAIL 2/TN501.
12	PAS AUXILIARY AUDIO (VE8004); PROVIDE NETWORK CONNECTION/CAT-6A JUMPER TO OPEN PAS NETWORK SWITCH PORT; UNIT INCLUDES FOUR (4)VM-186 INTERCONNECT MODULES (DELIVER UNUSED COMPONENTS TO VA, BAGGED WITH ASSOCIATED INSTALLATION DOCUMENTATION).
13	EXISTING VA-LAN SWITCH; PROVIDE AN SFP 10G TRANSCEIVER MODULE w/DUPLEX LC CONNECTORS MOUNTED IN EXISTING SWITCH SPARE FO/SNP PORT. MODULE SHALL MATCH AND BE COMPATIBLE WITH EXISTING SWITCH MODEL/MANUFACTURER. CLEAN SFP PORT PRIOR TO INSTALLATION.

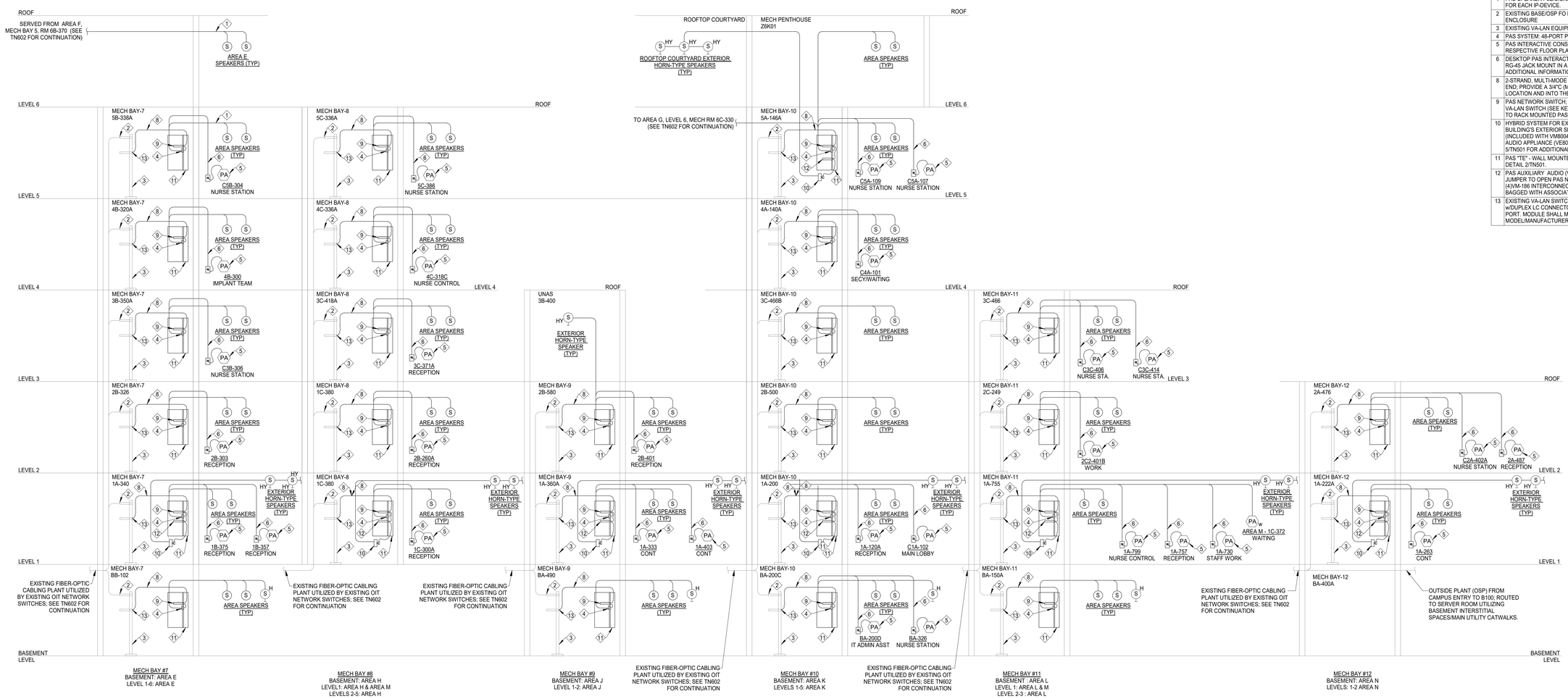

RISER 1 NOTES:
1. NOT ALL HORN-TYPE SPEAKERS AND THEIR LOCATION(S) ARE INDICATED; ALL HORN-TYPE SPEAKERS "H" ARE PoE AND SIMILARLY CIRCUITED LIKE ALL CEILING AND WALL MOUNTED SPEAKERS U.N.O.

1 BUILDING 100 PUBLIC ADDRESS RISERS 7-12
NTS

FULLY SPRINKLERED

100% BID DOCUMENTS

No.	REVISION DESCRIPTION	DATE

CONSULTANTS:

ARCHITECT
SPUR DESIGN
312 SW 25TH STREET
OKLAHOMA CITY, OK 73109
(405) 842-6100

MECH / ELEC / PLUMB / TELECOM
SPUR DESIGN
2519 MADISON AVE., STE 100
KANSAS CITY, MO 64108
(913) 369-7200

FIRE PROTECTION ENGINEER
RATED ENGINEERING
609 S. KELLY AVENUE, STE H2
EDMOND, OK 73003
(405) 210-5814

INDUSTRIAL HYGENIST
RIVERFRONT SAFETY & HEALTH
11140 S TOWNE SQUARE, STE 100
ST. LOUIS, MO 63123
(314) 917-0148

PHYSICAL SECURITY
FORCE PROTECT
10901 FRONT BEACH RD, UNIT 1415
PANAMA CITY BEACH, FL 32407
(502) 836-4232

ENGINEER: H2B #: 23-133

H2B, INC.
1225 NORTH LOOP WEST, # 800
HOUSTON, TEXAS 77008
(713) 864-2900

TEXAS FIRM REGISTRATION #: 8856

STAMP: REGISTERED COMMUNICATIONS DISTRIBUTION DESIGNER BICSI KRISTOPHER Q. HETLAGE BICSI ID # 328601 EXPIRES 12-31-27 RCDD 9/4/25

Drawing Title
BUILDING 100 PUBLIC ADDRESS RISER - MECH BAYS #7 - #12

VA Health Care System Approval:

Project Title
REPLACE/UPGRADE CAMPUS OVERHEAD PAGING SYSTEM

Location MICHAEL E. DEBAKEY VAMC
2002 HOLCOMBE BLVD
HOUSTON, TX 77030

Date	Checked	Drawn
07/21/2025	KGH	MDT

Project Number **580-25-101**

Building Number

Drawing Number **TN603**

Drawing # 230 OF 231

Veterans Health Administration

VA U.S. Department of Veterans Affairs

7/18/2025 17:26:15

VA FORM 08-6231

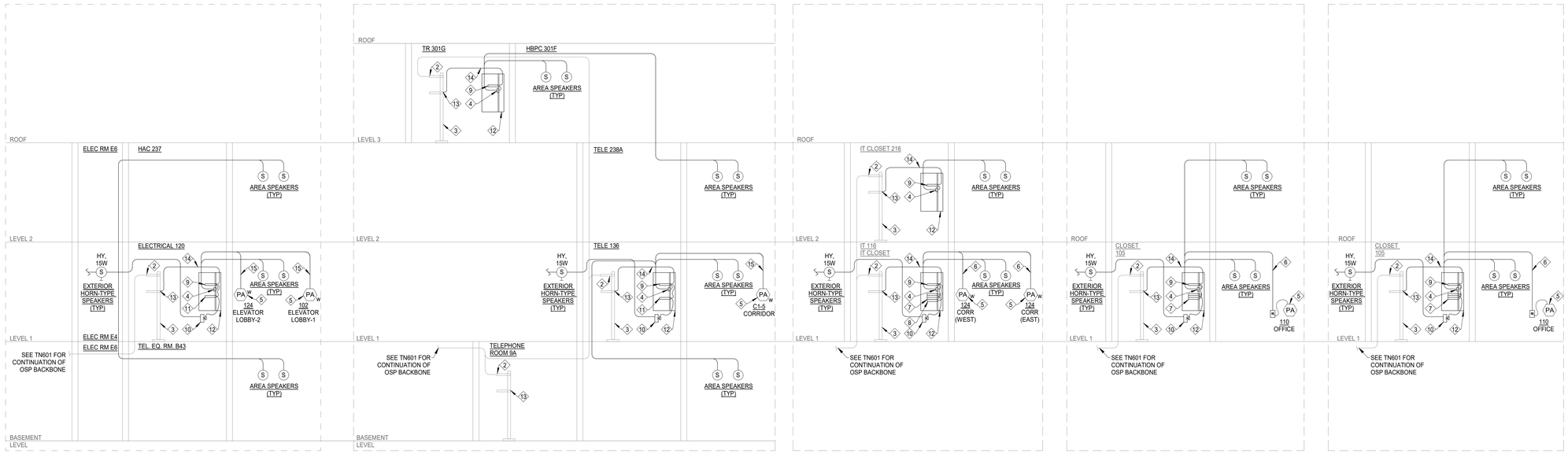

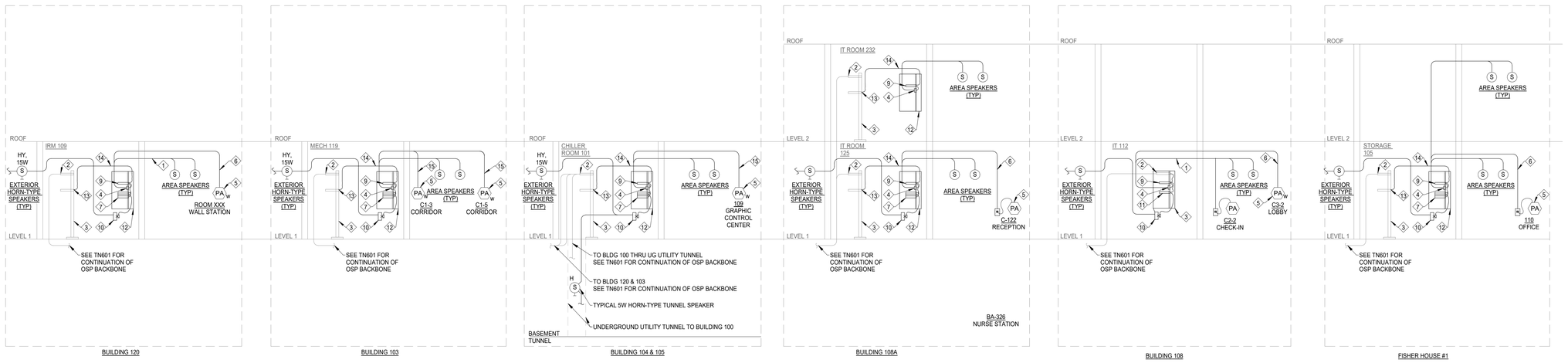

1 BUILDINGS 103, 104 & 105, 108, 108A, 109, 110, 120, 125 AND FISHER HOUSE 1, 2, & 3 PUBLIC ADDRESS RISERS
NTS

TELECOMMUNICATIONS GENERAL NOTES

A. DRAWING IS DIAGRAMMATIC IN NATURE AND IS NOT TO BE CONSTRUED AS ALL INCLUSIVE; FIELD VERIFY EXISTING CONDITIONS AND ADJUST WORK AS REQUIRED TO EXECUTE SPECIFIED WORK.

B. EXISTING CONDITIONS INDICATED ARE BASED ON GENERAL FIELD NOTES AND HISTORICAL DATA AND DOCUMENTATION AND ARE FOR REFERENCE PURPOSES ONLY TO DEFINE SCOPE OF WORK; FIELD VERIFY ALL CONDITIONS.

C. THIS SITE IS AN ACTIVE WORKING ENVIRONMENT; SYSTEMS SHALL NOT BE SHUTDOWN WITHOUT WRITTEN AUTHORIZATION; ALL REQUESTS SHALL BE SUBMITTED IN WRITING A MINIMUM OF TEN (10) WORKING-DAYS PRIOR TO PROPOSED ACTIVITY DATE OR NEED UNLESS DIRECTED OTHERWISE.

D. SEE T-001 TELECOMMUNICATIONS COVER SHEET FOR SYMBOLS DEFINITION:
1. SYMBOLS GRAYED/ HALFTONE: INDICATED FOR REFERENCE AND/OR INDICATING EXISTING UNLESS SPECIFICALLY NOTED OTHERWISE.
2. SYMBOLS DASHED OR SPECIFICALLY KEYED NOTED: INDICATES DEMOLITION WORK.

E. OWNER SHALL HAVE FIRST SALVAGE RIGHTS FOR ANY DEMOLISHED DEVICES OR MATERIAL.

F. REFER TO TN501 FOR SPEAKER MOUNTING DETAILS.

G. CONTRACTOR TO UTILIZE EXISTING SPEAKER PLACEMENTS FOR INSTALLATION OF NEW SPEAKERS WHEREVER POSSIBLE. TEMPORARILY SUPPORT EXISTING SPEAKERS DURING CONSTRUCTION UNTIL NEW SYSTEM HAS BEEN INSTALLED, TESTED, AND ACCEPTED.

TELECOMMUNICATIONS KEYNOTES

◇	
1	PAS SPEAKER PoE/SIGNAL CABLING: CATEGORY 3 (MIN), PLENUM-RATED; ONE FOR EACH IP-DEVICE.
2	EXISTING BASE/OSP FO BACKBONE ASSOCIATED TERMINATION ENCLOSURE
3	EXISTING TELECOMMUNICATIONS EQUIPMENT RACK OR ENCLOSURE
4	PAS SYSTEM: 48-PORT PATCH PANEL
5	PAS INTERACTIVE CONSOLE; DESKTOP OR WALL MOUNTED AS NOTED; SEE RESPECTIVE FLOOR PLAN
6	DESKTOP PAS INTERACTIVE CONSOLE CAT-6A CABLING; TERMINATE ON AN RG-45 JACK MOUNT IN A 2-PORT WAO FACEPLATE.
7	PAS PAGING SYSTEM DISTRIBUTION EQUIPMENT: AS PART OF THE VALCOM IP8000-SERIES SYSTEM, PROVIDE ONE (1)VE8090; ONE (1)VE8004; ONE (1)VE8048 - SYSTEM WILL BE SUPPORTED BY THE ROOMS UPS.
8	PAS REDUNDANT HEAD-END SERVER: (1)VE8090 w/VE6030 SOFTWARE CONFIGURED AS A BACK-UP SERVER.
9	PAS NETWORK SWICH
10	HYBRID SYSTEM FOR EXTERIOR SPEAKERS: TERMINATE RESPECTIVE BUILDING'S EXTERIOR SPEAKERS TO THIS 66-BLOCK; CONNECT THE BoD VM186 (INCLUDED WITH VM8004) TO THIS 66-BLOCK AND CONNECT TO THE PAS AUXILIARY AUDIO APPLIANCE (VE8004) WITH THE PROVIDED PATCH CABLE; SEE SCHEMATIC 5/TN501 FOR ADDITIONAL INFORMATION/REQUIREMENTS. INSTALL APPLIANCE PROVIDED PATCH CABLES FROM EACH PAS HEADEND APPLIANCE TO OPEN PORTS IN THE PAS NETWORK SWITCH. NOTE: EACH VE8004 HAS FOUR (4)VM-186 INTERCONNECT MODULES AND ASSOCIATED PATCH CABLES; DELIVER UNUSED COMPONENTS TO VA, BAGGED WITH ASSOCIATED INSTALLATION DOCUMENTATION.
11	PAS AUXILIARY AUDIO (VE8004): PROVIDE NETWORK CONNECTION/CAT-6A JUMPER TO OPEN PAS NETWORK SWITCH PORT; UNIT INCLUDES FOUR (4)VM-186 INTERCONNECT MODULES (DELIVER UNUSED COMPONENTS TO VA, BAGGED WITH ASSOCIATED INSTALLATION DOCUMENTATION).
12	PAS "TE" - WALL MOUNTED TELECOMMUNICATIONS EQUIPMENT CABINET; SEE DETAIL 1/TN501.
13	EXISTING VA-LAN SWITCH; PROVIDE AN SFP 10G TRANSCEIVER MODULE w/DUPLEX LC CONNECTORS MOUNTED IN EXISTING SWITCH SPARE FO/SNP PORT. MODULE SHALL MATCH AND BE COMPATIBLE WITH EXISTING SWITCH MODEL/MANUFACTURER. CLEAN SFP PORT PRIOR TO INSTALLATION.
14	2-STRAND, MULTI-MODE FIBER-OPTIC PATCH CABLE w/LC-CONNECTORS EACH END; PROVIDE A 3/4"C (MIN) PATHWAY STUBBED DOWN TO THE EXISTING RACK LOCATION AND INTO THE NEW PAS/TE.
15	WALL-MOUNTED PAS INTERACTIVE CONSOLE CAT-6A CABLING; TERMINATE ON AN RG-45 JACK MOUNT IN A SURFACE BOX (BISCUIT) MOUNTED INSIDE CABINET.

FULLY SPRINKLERED

100% BID DOCUMENTS

No.	REVISION DESCRIPTION	DATE

CONSULTANTS:

ARCHITECT
SPUR DESIGN
312 SW 25TH STREET
OKLAHOMA CITY, OK 73109
(405) 842-6100

MECH / ELEC / PLUMB / TELECOM
SPUR DESIGN
2519 MADISON AVE., STE 100
KANSAS CITY, MO 64108
(913) 369-7200

FIRE PROTECTION ENGINEER
RATED ENGINEERING
609 S. KELLY AVENUE, STE H2
EDMOND, OK 73003
(405) 210-5814

INDUSTRIAL HYGENIST
RIVERFRONT SAFETY & HEALTH
11140 S TOWNE SQUARE, STE 100
ST. LOUIS, MO 63123
(314) 917-0148

PHYSICAL SECURITY
FORCE PROTECT
10901 FRONT BEACH RD, UNIT 1415
PANAMA CITY BEACH, FL 32407
(502) 836-4232

ENGINEER: H2B #: 23-133

H2B, INC.
1225 NORTH LOOP WEST, # 800
HOUSTON, TEXAS 77008
(713) 864-2900

TEXAS FIRM REGISTRATION #: 8856

STAMP:
REGISTERED COMMUNICATIONS DISTRIBUTION DESIGNER
BICSI
KRISTOPHER G HETLAGE
BICSI ID # 328601
EXPIRES 12-31-27
RCDD
9/4/25

Drawing Title
BUILDINGS 103, 104 & 105, 108, 108A, 109, 110, 120, 125 AND FISHER HOUSE 1, 2, & 3 PUBLIC ADDRESS RISERS

VA Health Care System Approval:

Project Title
REPLACE/UPGRADE CAMPUS OVERHEAD PAGING SYSTEM

Location MICHAEL E. DEBAKEY VAMC
2002 HOLCOMBE BLVD
HOUSTON, TX 77030

Date	Checked	Drawn
07/21/2025	KGH	MDT

Project Number **580-25-101**

Building Number

Drawing Number **TN604**

Drawing # 231 OF 231

Veterans Health Administration

VA U.S. Department of Veterans Affairs

7/18/2025 17:26:20

VA FORM 08-6231