PRODUCED BY AN AUTODESK STUDENT VERSION

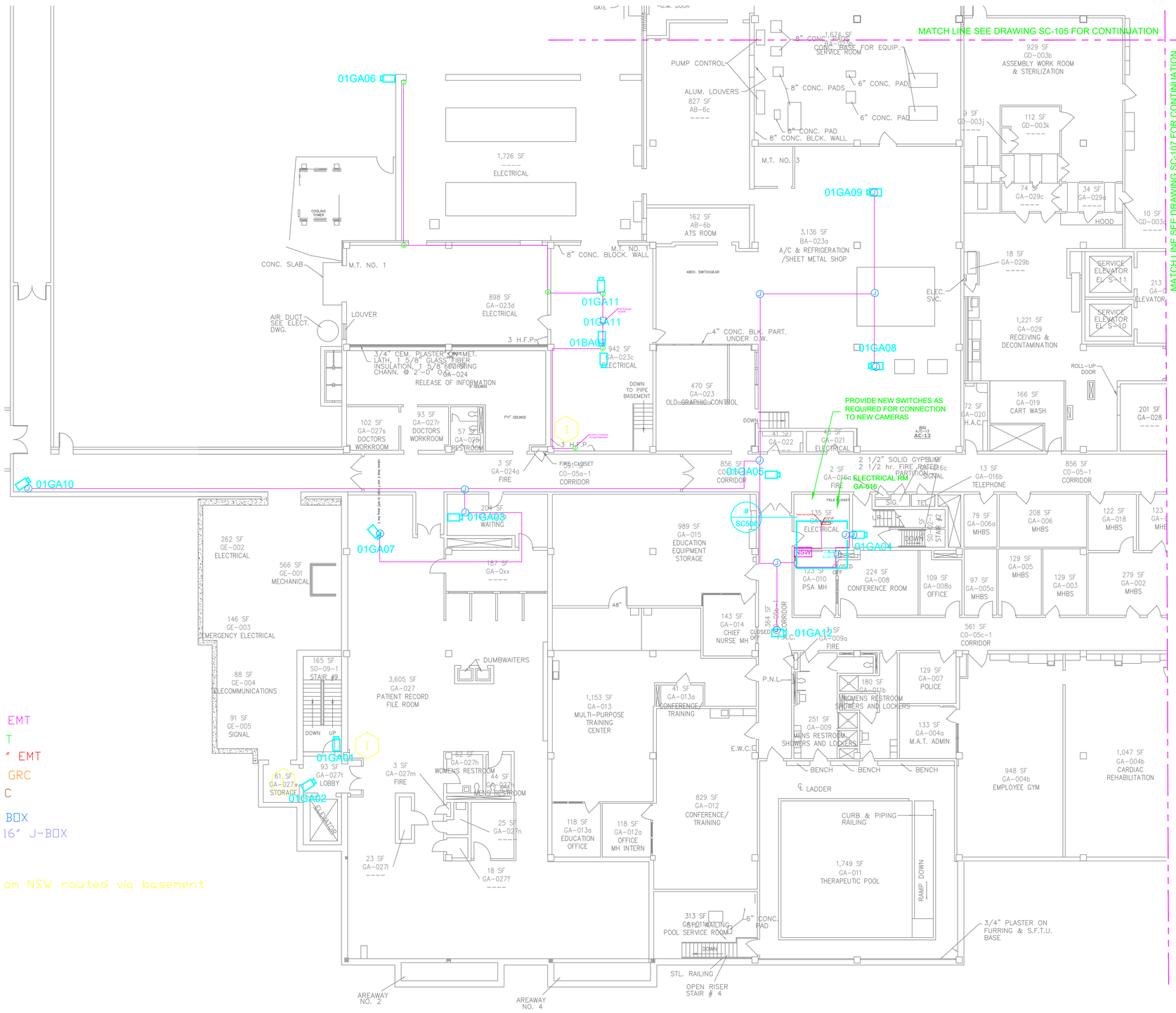

A1 GROUND FLOOR PLAN PARTIAL A - SECURITY EQUIPMENT LOCATIONS

SCALE: 3/32" = 1'-0"

NOTE:

A) ALL CONDUIT ROUTING AND SIZING TO BE BASED ON FIELD CONDITIONS.

B) SEE CAMERA SCHEDULE FOR CAMERA MOUNTING DETAILS

C) SEE CCTV RISER FOR CLOSET LOCATIONS

Department of Veterans Affairs

REVISION RECORD

REV	DATE	ISSUE DESCRIPTION	BY
0	09/05/2019	95% SUBMITTAL	
A	10/29/2019	ADDENDUM 2	
B	12/18/2019	REVISION 1	
C			
D			

DRAWING NOTES:

1. ALL CONDUITS, CABLE TRAYS, BACK BOXES & RACE WAYS BY OTHERS.
2. FIRE ALARM INTERFACE BY OTHERS.
4. LOCKS BY OTHERS
5. SEE SC-0200 FOR SYSTEM RISER DIAGRAMS.
6. SEE SC-0300 SERIES FOR WIRING DIAGRAMS

GENERAL NOTES:

1. INSTALLATION METHODS TO MEET ALL APPLICABLE CODES AND SPECIFICATIONS.
2. COORDINATE EQUIPMENT INSTALLATION WITH ALL APPLICABLE TRADES.
3. REFER TO EQUIPMENT INSTALLATION MANUALS FOR FURTHER INFORMATION.
4. FOR EQUIPMENT LOCATIONS REFER TO BUILDING FLOOR PLANS.
5. DRAWINGS AND IDEAS PRESENTED IN THESE DRAWINGS FOR USE FOR THE WORK IN THE CONNECTED CONTRACT, ONLY. ALL OTHER USES PROHIBITED WITHOUT THE WRITTEN CONSENT OF SIGNET TECHNOLOGIES.

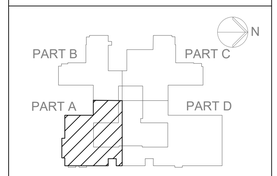

KEY PLAN - BUILDING 1

ADDENDUM 2 DWG # : 1.EY.202A

SigNet Technologies
Convergint Federal Solutions

SIGNET
12300 KILN COURT SUITE "E"
BELTSVILLE, MD 20705
WWW.SIGNETINC.COM
240-264-3295

CUSTOMER: VAMC TAMPA,FL
OFFICE OF FACILITIES MANAGEMENT

SITE LOCATION: JAMES A. HALEY
VA MEDICAL CENTER TAMPA, FL

SHEET TITLE: BUILDING 1 - GROUND FL PLAN - PARTIAL A SECURITY EQUIPMENT LOCATIONS

DRAWN BY	DATE	SCALE	JOB NO.
Signet	12-18-2019	INDICATED	673-14-100

PROJECT MANAGER: D.H.
SCOPE: Upgrade Facilities Security
ENGINEER: A.M./G.H.
SHEET NO.: SC-104
REV.: B

FULL SIZE DRAWING IS ARCH D, 24" X 36"

PROPERTY OF Signet Technologies, Convergint

N

0 2 4 8 16 FT

GRAPHIC SCALE 1/8" = 1-0"

PRODUCED BY AN AUTODESK STUDENT VERSION

PRODUCED BY AN AUTODESK STUDENT VERSION

3/4" EMT
1" EMT
1 1/4" EMT
3/4" GRC
1" GRC

1 Conduit from NSW routed via basement

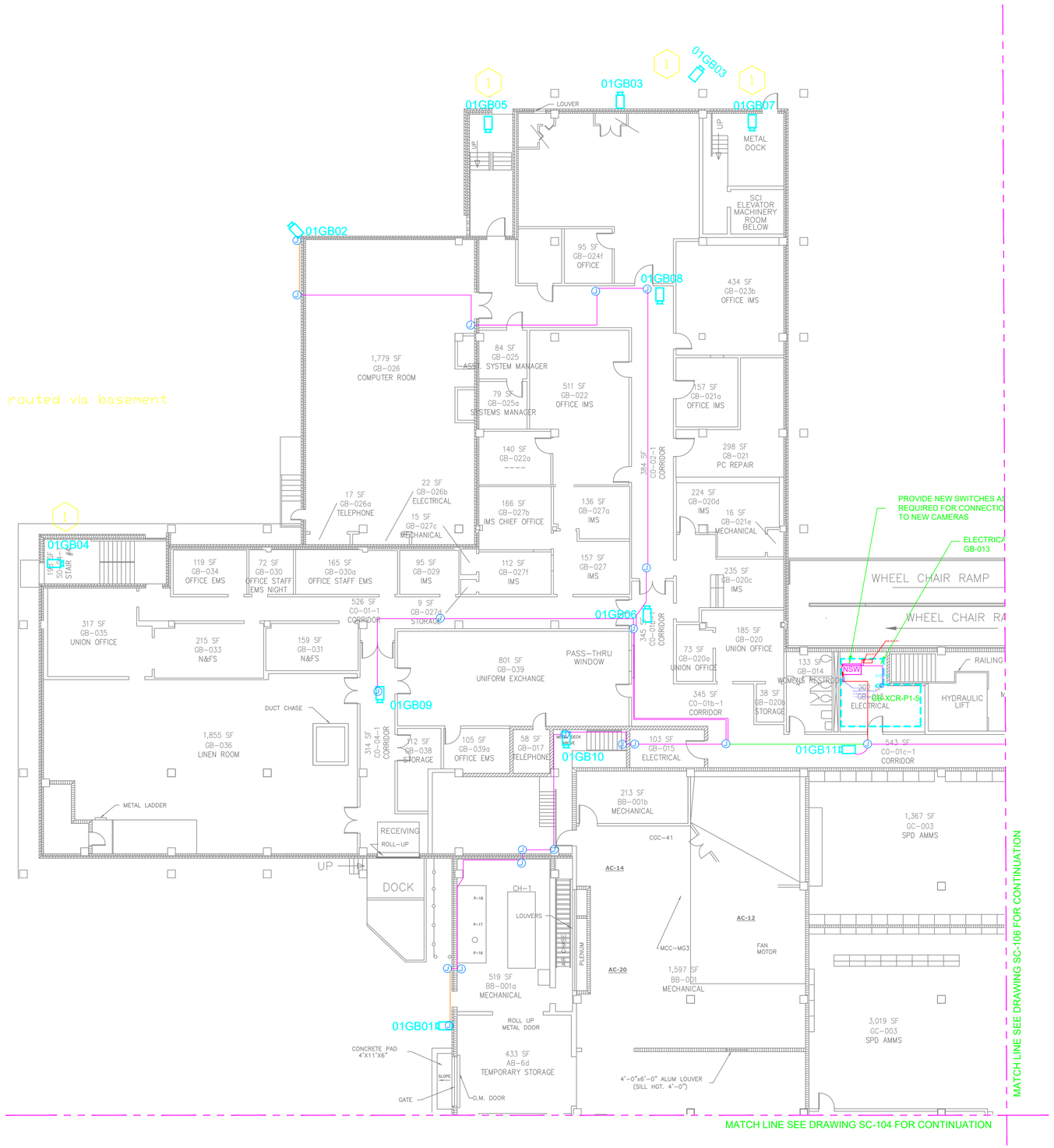

START OF BLDG 2.

A1 GROUND FLOOR PLAN PARTIAL B - SECURITY EQUIPMENT LOCATIONS
SCALE: 3/32" = 1'-0"

NOTE:

A) ALL CONDUIT ROUTING AND SIZING TO BE BASED ON FIELD CONDITIONS.

B) SEE CAMERA SCHEDULE FOR CAMERA MOUNTING DETAILS

C) SEE CCTV RISER FOR CLOSET LOCATIONS

Department of Veterans Affairs

REVISION RECORD

REV	DATE	ISSUE DESCRIPTION	BY
0	09/05/2019	95% SUBMITTAL	
A	10/29/2019	ADDENDUM 2	
B	12/18/2019	REVISION 1	
C			
D			

DRAWING NOTES:

1. ALL CONDUITS, CABLE TRAYS, BACK BOXES & RACE WAYS BY OTHERS.
2. FIRE ALARM INTERFACE BY OTHERS.
4. LOCKS BY OTHERS
5. SEE SC-0200 FOR SYSTEM RISER DIAGRAMS.
6. SEE SC-0300 SERIES FOR WIRING DIAGRAMS

GENERAL NOTES:

1. INSTALLATION METHODS TO MEET ALL APPLICABLE CODES AND SPECIFICATIONS.
2. COORDINATE EQUIPMENT INSTALLATION WITH ALL APPLICABLE TRADES.
3. REFER TO EQUIPMENT INSTALLATION MANUALS FOR FURTHER INFORMATION.
4. FOR EQUIPMENT LOCATIONS REFER TO BUILDING FLOOR PLANS.
5. DRAWINGS AND IDEAS PRESENTED IN THESE DRAWINGS FOR USE FOR THE WORK IN THE CONNECTED CONTRACT, ONLY. ALL OTHER USES PROHIBITED WITHOUT THE WRITTEN CONSENT OF SIGNET TECHNOLOGIES.

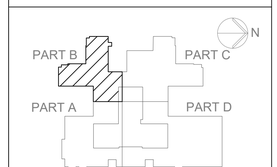

KEY PLAN - BUILDING 1

ADDENDUM 2 DWG # : 1.EY.202B

SigNet Technologies
Convergint Federal Solutions
SIGNET
12300 KILN COURT SUITE "E"
BELTSVILLE, MD 20705
WWW.SIGNETINC.COM
240-264-3295

CUSTOMER: VAMC TAMPA,FL
OFFICE OF FACILITIES MANAGEMENT

SITE LOCATION: JAMES A. HALEY
VA MEDICAL CENTER TAMPA, FL

SHEET TITLE: BUILDING 1 - GROUND FL PLAN - PARTIAL B SECURITY EQUIPMENT LOCATIONS

DRAWN BY	DATE	SCALE	JOB NO.
Signet	12-18-2019	INDICATED	673-14-100

PROJECT MANAGER: D.H.
SCOPE: Upgrade Facilities Security
ENGINEER: A.M./G.H.
SHEET NO.: SC-105
REV.: B

FULL SIZE DRAWING IS ARCH D, 24" X 36"

N
0 2 4 8 16 FT
GRAPHIC SCALE 1/8" = 1'-0"

PROPERTY OF Signet Technologies /Convergint

PRODUCED BY AN AUTODESK STUDENT VERSION

PRODUCED BY AN AUTODESK STUDENT VERSION

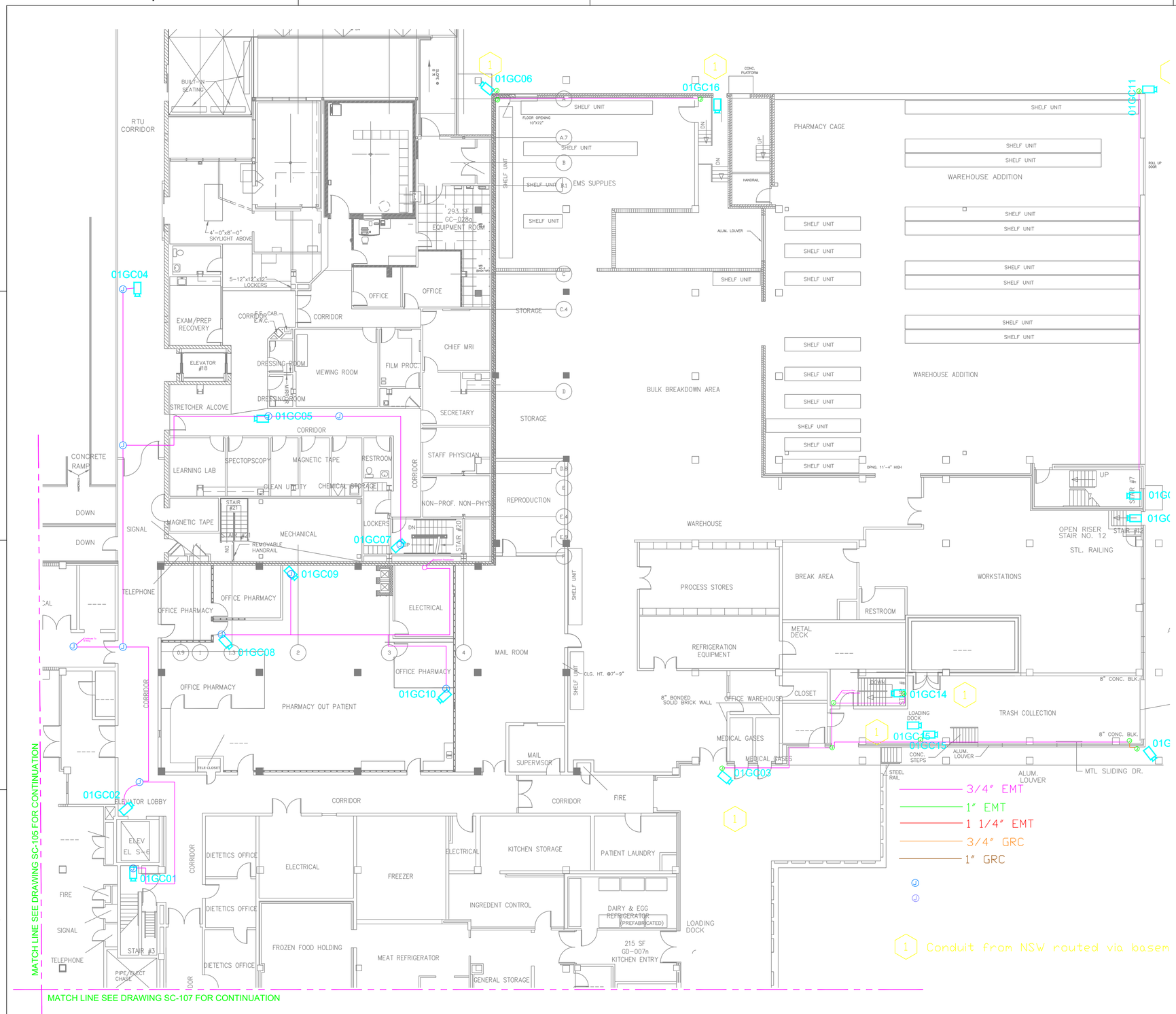

A1 GROUND FLOOR PLAN PARTIAL C - SECURITY EQUIPMENT LOCATIONS

SCALE: 3/32" = 1'-0"

NOTE:

A) ALL CONDUIT ROUTING AND SIZING TO BE BASED ON FIELD CONDITIONS.

B) SEE CAMERA SCHEDULE FOR CAMERA MOUNTING DETAILS

C) SEE CCTV RISER FOR CLOSET LOCATIONS

Department of Veterans Affairs

REVISION RECORD

REV	DATE	ISSUE DESCRIPTION	BY
0	09/05/2019	95% SUBMITTAL	
A	10/29/2019	ADDENDUM 2	
B	12/18/2019	REVISION 1	
C			
D			

DRAWING NOTES:

1. ALL CONDUITS, CABLE TRAYS, BACK BOXES & RACE WAYS BY OTHERS.
2. FIRE ALARM INTERFACE BY OTHERS.
4. LOCKS BY OTHERS
5. SEE SC-0200 FOR SYSTEM RISER DIAGRAMS.
6. SEE SC-0300 SERIES FOR WIRING DIAGRAMS

GENERAL NOTES:

1. INSTALLATION METHODS TO MEET ALL APPLICABLE CODES AND SPECIFICATIONS.
2. COORDINATE EQUIPMENT INSTALLATION WITH ALL APPLICABLE TRADES.
3. REFER TO EQUIPMENT INSTALLATION MANUALS FOR FURTHER INFORMATION.
4. FOR EQUIPMENT LOCATIONS REFER TO BUILDING FLOOR PLANS.
5. DRAWINGS AND IDEAS PRESENTED IN THESE DRAWINGS FOR USE FOR THE WORK IN THE CONNECTED CONTRACT, ONLY. ALL OTHER USES PROHIBITED WITHOUT THE WRITTEN CONSENT OF SIGNET TECHNOLOGIES.

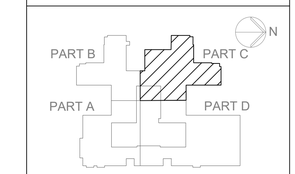

KEY PLAN - BUILDING 1

ADDENDUM 2 DWG # : 1.EY.202C

SigNet Technologies
Convergint Federal Solutions
SIGNET
12300 KILN COURT SUITE "E"
BELTSVILLE, MD 20705
WWW.SIGNETINC.COM
240-264-3295

CUSTOMER: VAMC TAMPA,FL
OFFICE OF FACILITIES MANAGEMENT

SITE LOCATION: JAMES A. HALEY
VA MEDICAL CENTER TAMPA, FL

SHEET TITLE: BUILDING 1 - GROUND FL PLAN - PARTIAL C SECURITY EQUIPMENT LOCATIONS

DRAWN BY	DATE	SCALE	JOB NO.
Signet	12-18-2019	INDICATED	673-14-100

PROJECT MANAGER: D.H.
SHEET NO.: SC-106
REV.: B
SCOPE: Upgrade Facilities Security
ENGINEER: A.M./G.H.

FULL SIZE DRAWING IS ARCH D, 24" X 36"

PROPERTY OF Signet Technologies, Convergint

N

0 2 4 8 16 FT

GRAPHIC SCALE 1/8" = 1-0"

PRODUCED BY AN AUTODESK STUDENT VERSION

PRODUCED BY AN AUTODESK STUDENT VERSION

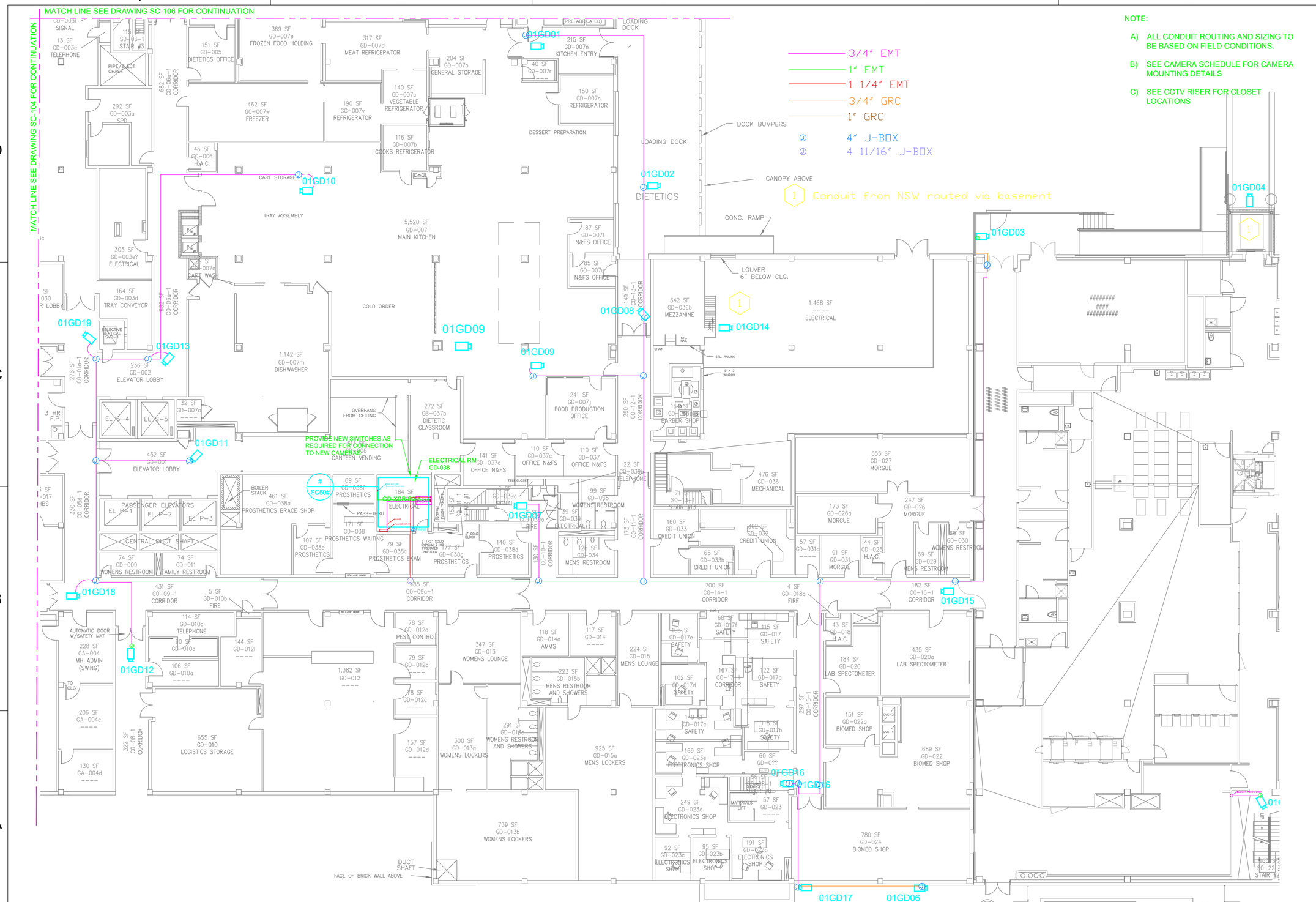

NOTE:

A) ALL CONDUIT ROUTING AND SIZING TO BE BASED ON FIELD CONDITIONS.

B) SEE CAMERA SCHEDULE FOR CAMERA MOUNTING DETAILS

C) SEE CCTV RISER FOR CLOSET LOCATIONS

A1 GROUND FLOOR PLAN PARTIAL D - SECURITY EQUIPMENT LOCATIONS

SCALE: 3/32" = 1'-0"

GRAPHIC SCALE 3/32" = 1'-0"

Department of Veterans Affairs

REVISION RECORD

REV	DATE	ISSUE DESCRIPTION	BY
0	09/05/2019	95% SUBMITTAL	
A	10/29/2019	ADDENDUM 2	
B	12/18/2019	REVISION 1	
C			
D			

DRAWING NOTES:

1. ALL CONDUITS, CABLE TRAYS, BACK BOXES & RACE WAYS BY OTHERS.
2. FIRE ALARM INTERFACE BY OTHERS.
4. LOCKS BY OTHERS
5. SEE SC-0200 FOR SYSTEM RISER DIAGRAMS.
6. SEE SC-0300 SERIES FOR WIRING DIAGRAMS

GENERAL NOTES:

1. INSTALLATION METHODS TO MEET ALL APPLICABLE CODES AND SPECIFICATIONS.
2. COORDINATE EQUIPMENT INSTALLATION WITH ALL APPLICABLE TRADES.
3. REFER TO EQUIPMENT INSTALLATION MANUALS FOR FURTHER INFORMATION.
4. FOR EQUIPMENT LOCATIONS REFER TO BUILDING FLOOR PLANS.
5. DRAWINGS AND IDEAS PRESENTED IN THESE DRAWINGS FOR USE FOR THE WORK IN THE CONNECTED CONTRACT, ONLY. ALL OTHER USES PROHIBITED WITHOUT THE WRITTEN CONSENT OF SIGNET TECHNOLOGIES.

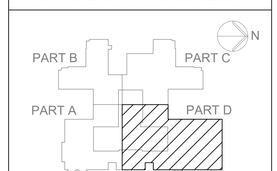

KEY PLAN - BUILDING 1

ADDENDUM 2 DWG # : 1.EY.202D

SigNet Technologies
Convergint Federal Solutions

SIGNET
12300 KILN COURT SUITE "E"
BELTSVILLE, MD 20705
WWW.SIGNETINC.COM
240-264-3295

CUSTOMER: VAMC TAMPA,FL OFFICE OF FACILITIES MANAGEMENT

SITE LOCATION: JAMES A. HALEY VA MEDICAL CENTER TAMPA, FL

SHEET TITLE: BUILDING 1 - GROUND FL PLAN - PARTIAL D SECURITY EQUIPMENT LOCATIONS

DRAWN BY	DATE	SCALE	JOB NO.
Signet	12-18-2019	INDICATED	673-14-100

PROJECT MANAGER: D.H.
SCOPE: Upgrade Facilities Security
ENGINEER: A.M./G.H.
SHEET NO.: SC-107
REV.: B

FULL SIZE DRAWING IS ARCH D, 24" X 36"

PROPERTY OF Signet Technologies Convergint

PRODUCED BY AN AUTODESK STUDENT VERSION