APPROVED FOR PUBLIC RELEASE

U.S. ARMY COMBAT CAPABILITIES DEVELOPMENT COMMAND – C5ISR CENTER

MORA Community Support Group:
Accessing MORA Specification and Artifacts
22 July 2022

C5ISR Center / MOSA Management Office / MMO@army.mil

APPROVED FOR PUBLIC RELEASE

MORA Community Support Group: Accessing MORA Specification and Artifacts

This presentation describes how to access MORA Specification releases, artifacts and reference software. The first section describes the available distribution portals. The second section is specific to accessing MORA on the Virtual Distributed Lab (VDL) portal.

Contents

- **MORA Specification and Artifact Portals**
  - SAM.gov
  - Joint Communications Marketplace (JCM)
  - Virtual Distributed Lab (VDL)
  - Open Group SOSA™ Members Portal (Plato)
- **MORA VDL Account Request Process**
  - Procedure to request a VDL account for MORA access
  - Procedure to access MORA Specification releases and artifacts
  - Procedures to access MORA software reference code and test tools

MORA Specification and Artifacts Portals

MORA
Modular Open RF Architecture

1. SAM.gov
   - MORA specification, artifacts and WSDLs (Dist A Only)

2. Joint Communications Marketplace (JCM)
   - MORA specification, artifacts, WSDLs and training material (Dist A Only)

3. Virtual Distributed Lab (VDL)
   - MORA specification, artifacts, WSDLs and reference software (Dist A & C)
   - Requires DoD government sponsor and contract information

4. The Open Group SOSA™ Members Project (Plato)
   - MORA specification, artifacts and WSDLs (Dist A Only)
   - Requires SOSA membership

5. **DI2E (Deprecated)**
   - MORA specification, artifacts, WSDLs and reference software (Dist A & C)
   - MORA offline 7/20/2022, no new accounts being accepted
   - Confluence is offline as of 6/10/22, but may come back

CMOSS Specification and Artifacts on SAM.GOV

https://sam.gov

C5ISR Center MOSA Management Office (MMO) for CMOSS / VICTORY / MORA

https://sam.gov/opp/889a0f920a5f4e8db99b9ee5d35d329c/view

(Distribution A Materials Only)

- **MORA Specification**
- **MORA Revision Notice**
- **MORA Atlas**
- **MORA WSDLs and Schemas**
- **VICTORY Specification**
- **VICTORY WSDLs and Schemas**
- **CMOSS Overview**
- **CMOSS Interoperability Requirements Specification (IRS)**

MORA Distribution A artifacts for public access

CMOSS Specification and Artifacts on JCM

https://jtnc.sites.crmforce.mil/

CMOSS Document Request

https://jtnc.experience.crmforce.mil/JTNC/s/cmoss

(Distribution A Materials Only)

- **MORA Specification**
- **MORA Revision Notice**
- **MORA Atlas**
- **MORA WSDLs and Schemas**
- **MORA Training Material**
- **VICTORY Specification**
- **VICTORY WSDLs and Schemas**
- **VICTORY Training Material**
- **CMOSS Overview**
- **CMOSS Interoperability Requirements Specification (IRS)**

MORA Distribution A artifacts for public access

MORA Specification and Artifacts on VDL

VIRTUAL DISTRIBUTED LABORATORY (VDL) PUBLIC SITE

https://www.vdl.afrl.af.mil/

The VDL restricted site has a program for SOSA™

- **SOSA VDL Program Wiki - Main Page**
  - "MORA Wiki Page" links to SOSA Wiki - MORA Home
  - "MORA File Share" links to SOSA Program File Share MORA subfolder
- **SOSA VDL Program File Share**
  - MORA Released Documents and Artifacts
  - MORA Draft Artifacts
  - MORA Community Support Group (CSG) Collaboration Meeting Notes
- **SOSA VDL Program Community Gitlab Repo**
  - MORA Reference Code and Test Tools subgroup
    - MORA WSDL and Schemas
    - MORA components and signal resource references, client references, and test tools
  - MORA Collaboration Repositories subgroup
  - MORA Experimental Repositories subgroup
  - MORA Historic subgroup

MORA Distribution A & C artifacts and software requiring DoD sponsor and contract information

SOSA and logo design and The Open Group Certification Mark™ are trademarks of The Open Group in the United States and other countries.

MORA Specification and Artifacts on Plato

The Open Group SOSA™ Consortium Plato Site
https://www.opengroup.us/sosa/

Search for MORA on Plato under SOSA > Technical WG > Documents

(Distribution A Materials Only)

- MORA Specification and Revision Notice
- MORA Atlas
- MORA Training Courses 1 – 3
- MORA AMM Specification

NOTE: SOSA Membership is required to access Plato

MORA Distribution A artifacts for SOSA members

SOSA and logo design and The Open Group Certification Mark™ are trademarks of The Open Group in the United States and other countries.

MORA VDL Account Request Process

Procedure to request an account to access MORA distribution A, distribution C, and software artifacts on Virtual Distributed Lab (VDL)

MORA VDL Account Request Process: Overview

Step 1. VDL Account Request
   a. Submit Restricted VDL Account Request
   b. Receive new account email
   c. Setup Restricted VDL Two Factor Authentication

Step 2. Request SOSA program access on Restricted VDL

Step 3. Access MORA Artifacts on Restricted VDL
   a. MORA Home Page
   b. MORA File Share
   c. MORA Software Projects

Step 4. Optionally, Access MORA Software Repositories
   a. Login to VDL Community Gitlab Repo to initialize account
   b. Access VDL Gitlab MORA software projects
   c. To clone repositories, setup Gitlab SSH authentication keys
   d. Optionally, request MORA Software Developer role

MORA VDL Account Request Process: Step 1. VDL Account Request

https://www.vdl.afrl.af.mil/index.php?r=public%2Frequest_account

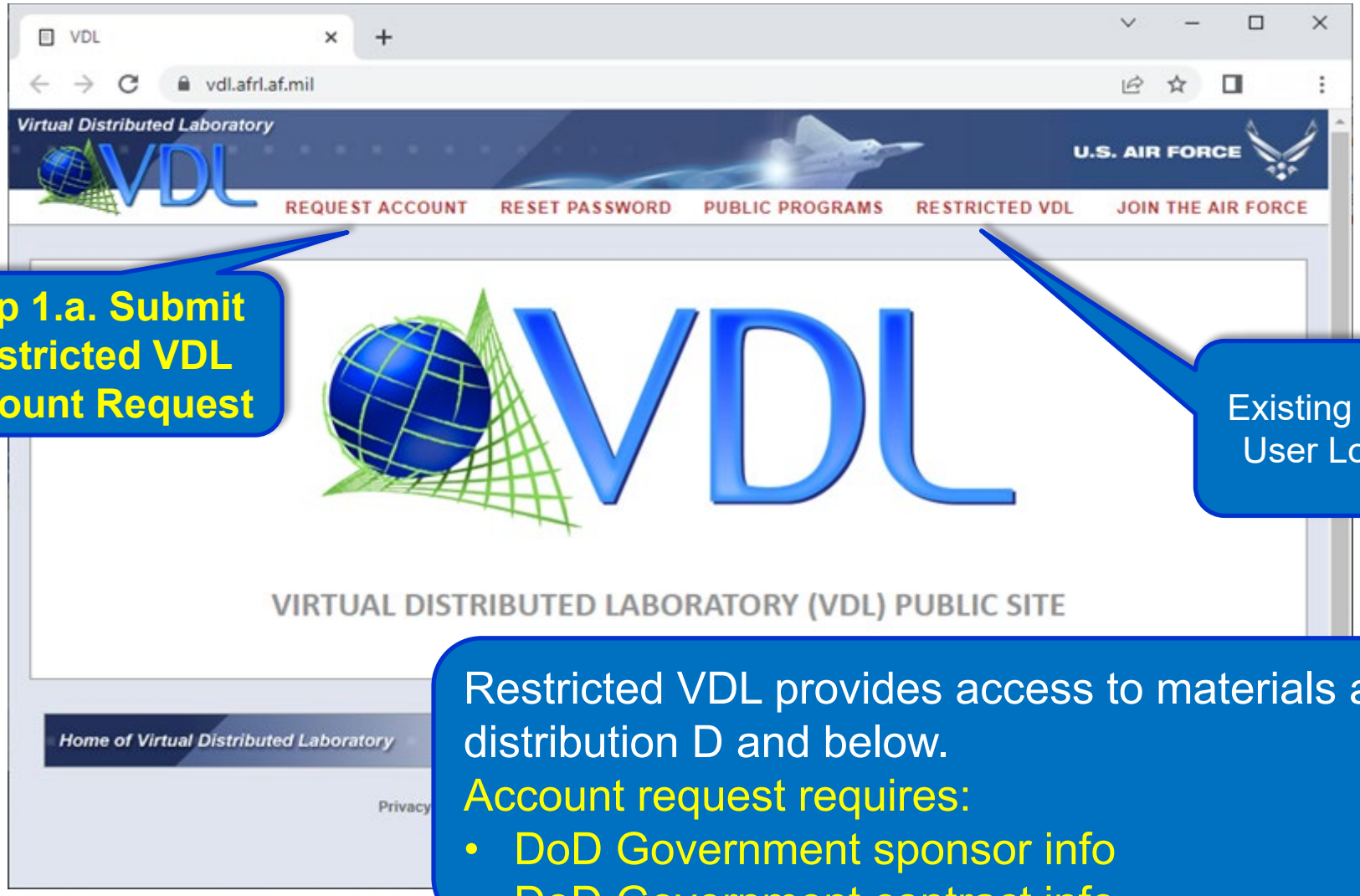

Step 1.a. Submit Restricted VDL Account Request

Existing VDL User Login

Restricted VDL provides access to materials at distribution D and below.

Account request requires:

- DoD Government sponsor info
- DoD Government contract info

MORA VDL Account Request Process: Step 1. VDL Account Request

Step 1.b. Receive email confirmations from VDL Account Admin and follow the instructions carefully

VDL Account Request Submission - Message (Plain Text)

File Message Help Acrobat

Share to Teams

VDL Account Request Submission

VDL Account Admin <accounts@vdl.afrl.af.mil>
To John Doe
Cc accounts@vdl.afrl.af.mil
1/1/2050

EXTERNAL Email: Be cautious when opening links or attachments in email.

John Doe,

Thank you for requesting an AFRL/RYA Virtual Distributed Laboratory (VDL) account.

Your pending account request has been sent to the government sponsor provided in your application.

Should you need to change any of this information, please contact the VDL staff at help@vdl.afrl.af.mil.

DO NOT submit another account application.

You will receive an email once a decision about your request is made.

Have a nice day,

The VDL Team
(help@vdl.afrl.af.mil)

File Message Help Acrobat

Share to Teams

VDL Account Accepted - Important User Information

VDL Account Admin <accounts@vdl.afrl.af.mil>
To John Doe
Cc accounts@vdl.afrl.af.mil; <Sponsor Email Here>
1/1/2050

Start your reply all with: Received, thank you. | Thanks! | Perfect, thank you! | Feedback

EXTERNAL Email: Be cautious when opening links or attachments in email.

---*** Important VDL Account Information ***---
--- Please Save This Email ---

John Doe,

Your VDL account has been accepted.
VDL - Account Accepted - John Doe - as Non-Gov by: <Sponsor Name Here>

Requested on: Jan 1st, 2050
Approved on: Jan 1st, 2050

****

You will find the following information below:
- User Name
- Password
- Login Instructions
- How to change personal information
- How to request access to programs
- Annual Account Recertification
- Cancel Account
- Contact VDL

Read this email carefully!

MORA VDL Account Request Process: Step 1. VDL Account Request

All the details are in the VDL Account Accepted email

Step 1.c. Setup Restricted VDL Two Factor Authentication

Prepare 2FA in advance: CAC, Yubikey, or ECA.

⚠ This must be done before you can login to Restricted VDL.

VDL Account Accepted - Important User Information - Message (Plain Text)

File Message Help Acrobat

Share to Teams Find

VDL Account Accepted - Important User Information

VA VDL Account Admin <accounts@vdl.afrl.af.mil>

To John Doe

Cc accounts@vdl.afrl.af.mil; <Sponsor Email Here>

Reply Reply All Forward

1/1/2050

Start your reply all with: Received, thank you. Thanks! Perfect, thank you! Feedback

****

Login Instructions

****

VDL requires Two Factor Authentication (2FA) to login to the restricted site. We offer three login options: CAC, Yubikey, or ECA. Depending on which 2FA method you select, follow the corresponding instructions immediately below on how to associate your 2FA of choice with your account. This must be done before you can login.

--CAC--

1. Insert your CAC into the card reader.
2. In a fresh browser, go here to associate your CAC (https://www.vdl.afrl.af.mil/cac/).
3. When prompted to select a certificate, select "Authentication", then if prompted, enter your CAC pin.
4. Enter your current VDL username and password.
5. If you are redirected to the VDL page with this url (https://restricted.vdl.afrl.af.mil/cac/) and a message saying "Congratulations 'Your Name' your CAC or ECA is associated with your account." you have successfully associated your CAC.

--Yubikey--

1. Go here to associate your YubiKey (https://www.vdl.afrl.af.mil/yubikey/).
2. Enter your current VDL username and password.
3. Answer your security questions.
4. Enter the Yubikey One Time Password (OTP) by touching your YubiKey. Random characters should start to populate.
5. If prompted, enter your VDL username and password again.
6. If prompted to "Confirm Form Resubmission", select "Continue".
7. If you are redirected to the VDL page with this url (https://restricted.vdl.afrl.af.mil/cac/) and a message saying "Congratulations 'Your Name' your YubiKey is associated with your account." you have successfully associated your YubiKey.

--ECA--

1. In a fresh browser, go here to associate your ECA (https://www.vdl.afrl.af.mil/cac/).
   *Yes, it's the same URL for ECA and CAC.
2. When prompted to select a certificate, select your ECA cert, then if prompted, enter your ECA pin/password.
3. Enter your current VDL username and password.

For more 2FA questions or help

After you've logged in, please see our 2FA wiki help page by hovering over the 'Tools' menu, click on 'VDL Help', then in the 'User Account' row, click on '2_Factor_Authentication'

https://restricted.vdl.afrl.af.mil/help/wiki/2_Factor_Authentication

MORA VDL Account Request Process:
Step 2. Request SOSA program access on Restricted VDL

Restricted VDL: https://restricted.vdl.afrl.af.mil/

Step 2. Request SOSA program access on Restricted VDL

a. Login to Restricted VDL
b. Hover over 'Programs' menu bar
c. Select 'Request Program Access'
d. Find "Sensors Open Systems Architecture (SOSA)" in the list
e. Click on 'Request Access'
f. Provide a reason
g. Click 'Submit'
h. Program Access Approvers will approve or deny your request

Account Management

VDL Help

MORA VDL Account Request Process: Step 3. Access MORA Artifacts on Restricted VDL

https://restricted.vdl.afrl.af.mil/programs/sosa/wiki/Main_Page

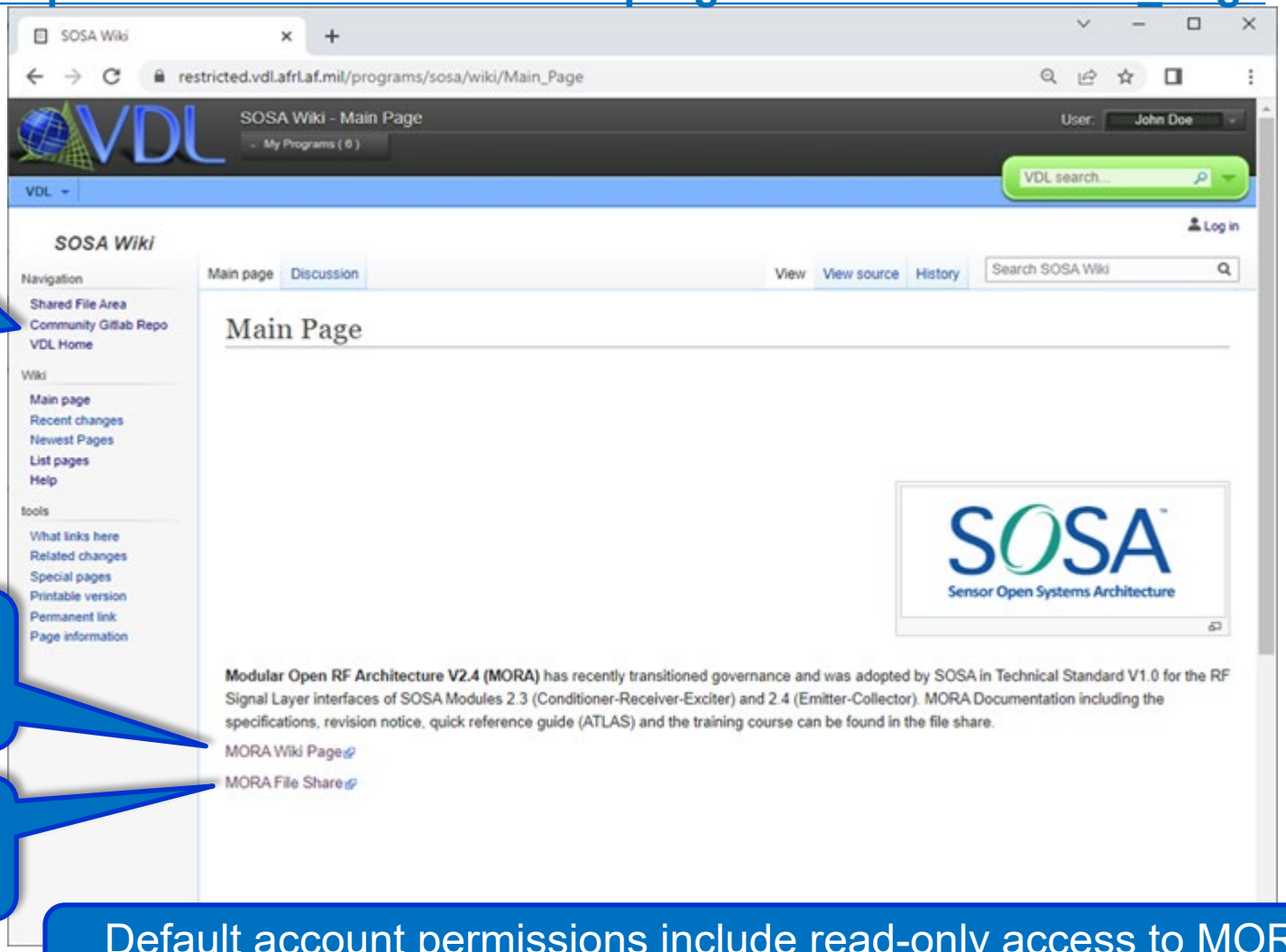

Step 3.c. MORA Software Projects

Step 3.a. MORA Home Page

Step 3.b. MORA File Share

Default account permissions include read-only access to MORA Wiki, File Share and software repositories

SOSA and logo design and The Open Group Certification Mark™ are trademarks of The Open Group in the United States and other countries.

MORA VDL Account Request Process: Step 4. Optionally, Access MORA Software Repositories

https://community.vdl.afrl.af.mil/sosa/mora

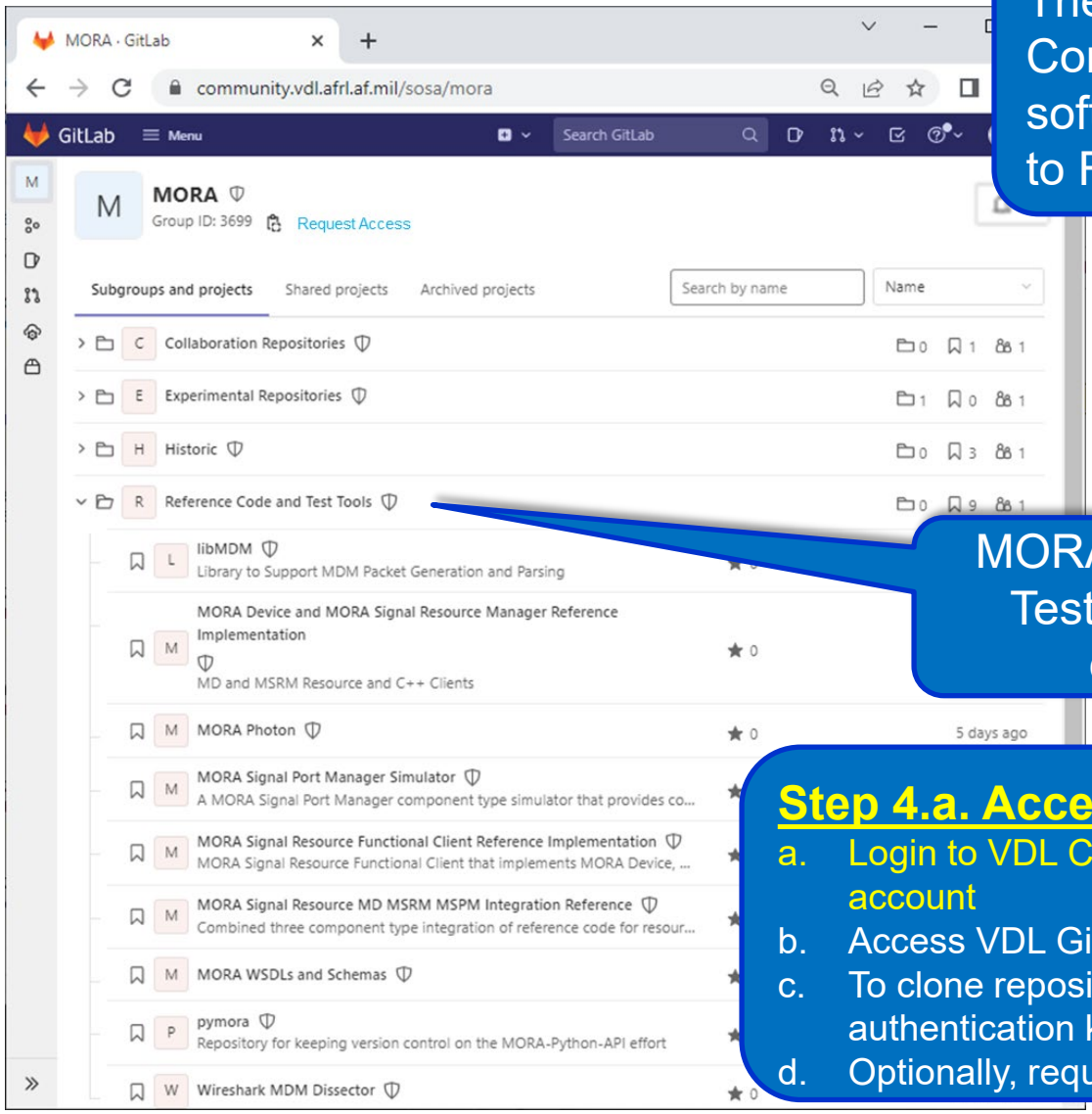

The SOSA program on VDL uses Community Gitlab. As such, all software projects are accessible to Restricted VDL accounts.

MORA Reference Code and Test Tools is intended for community reuse

Step 4.a. Access MORA Software Process

a. Login to VDL Community Gitlab Repo to initialize account
b. Access VDL Gitlab MORA software projects
c. To clone repositories, setup Gitlab SSH authentication keys
d. Optionally, request MORA Software Developer role

MORA VDL Account Request Process: Step 4. Optionally, Access MORA Software Repositories

Default account permissions include MORA Gitlab software project browse, clone, pull and issue creation.

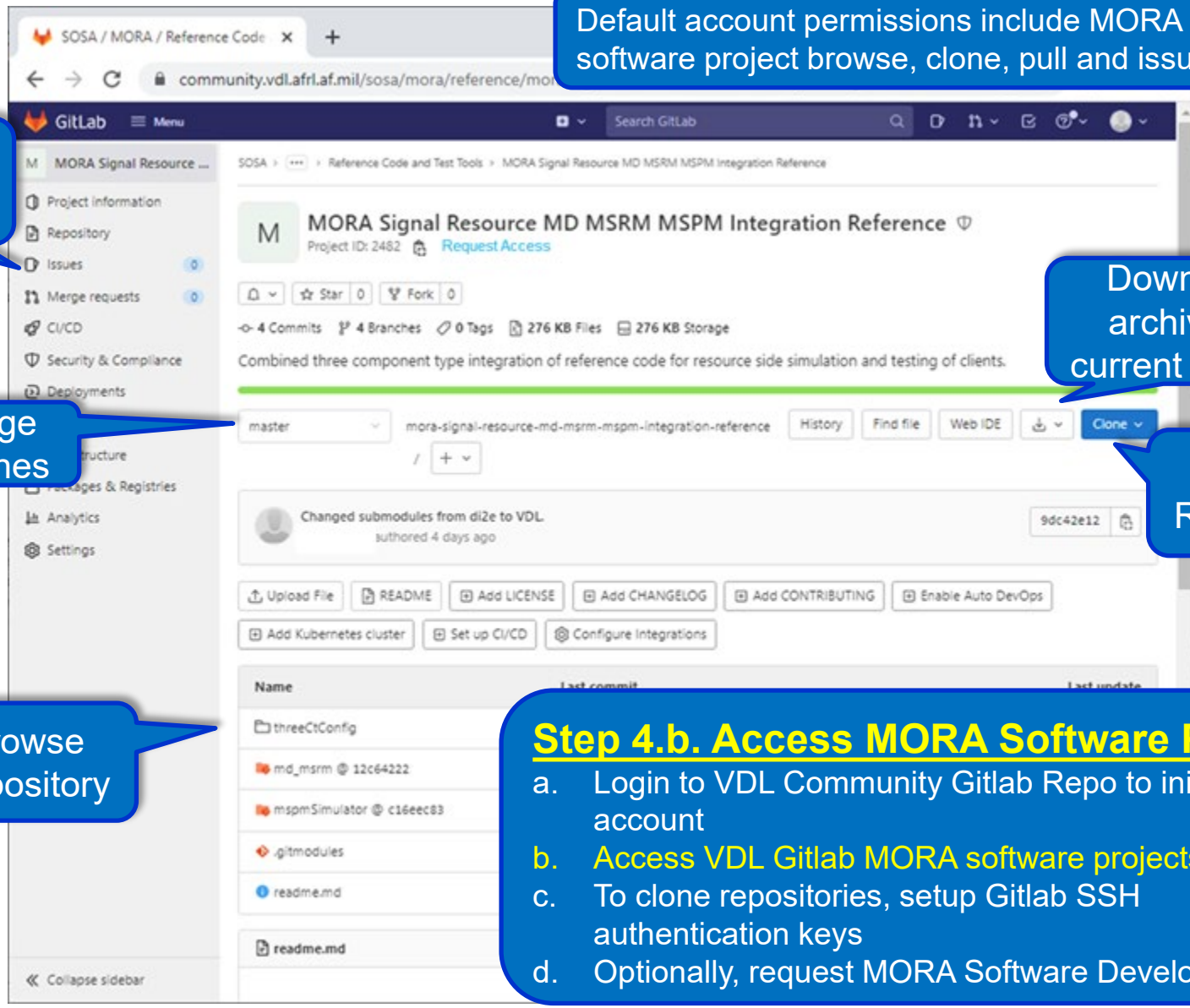

Create and view issues

Change Branches

Download archive of current branch

Clone Repository

Browse Repository

Step 4.b. Access MORA Software Process

a. Login to VDL Community Gitlab Repo to initialize account
b. Access VDL Gitlab MORA software projects
c. To clone repositories, setup Gitlab SSH authentication keys
d. Optionally, request MORA Software Developer role

MORA VDL Account Request Process:
Step 4. Optionally, Access MORA Software Repositories

https://restricted.vdl.afrl.af.mil/help/wiki/Main_Page

Comprehensive help on all VDL tools and processes

HOWTO setup Gitlab SSH Keys

Step 4.c. Access MORA Software Process

a. Login to VDL Community Gitlab Repo to initialize account
b. Access VDL Gitlab MORA software projects
c. To clone repositories, setup Gitlab SSH authentication keys
d. Optionally, request MORA Software Developer role

MORA VDL Account Request Process: Step 4. Optionally, Access MORA Software Repositories

Community Gitlab default permission is equivalent to the “Guest” role. To become a MORA software contributor to select MORA projects, request the role of “Developer” utilizing the Gitlab “Request Access” link in the page for the group or project of interest.

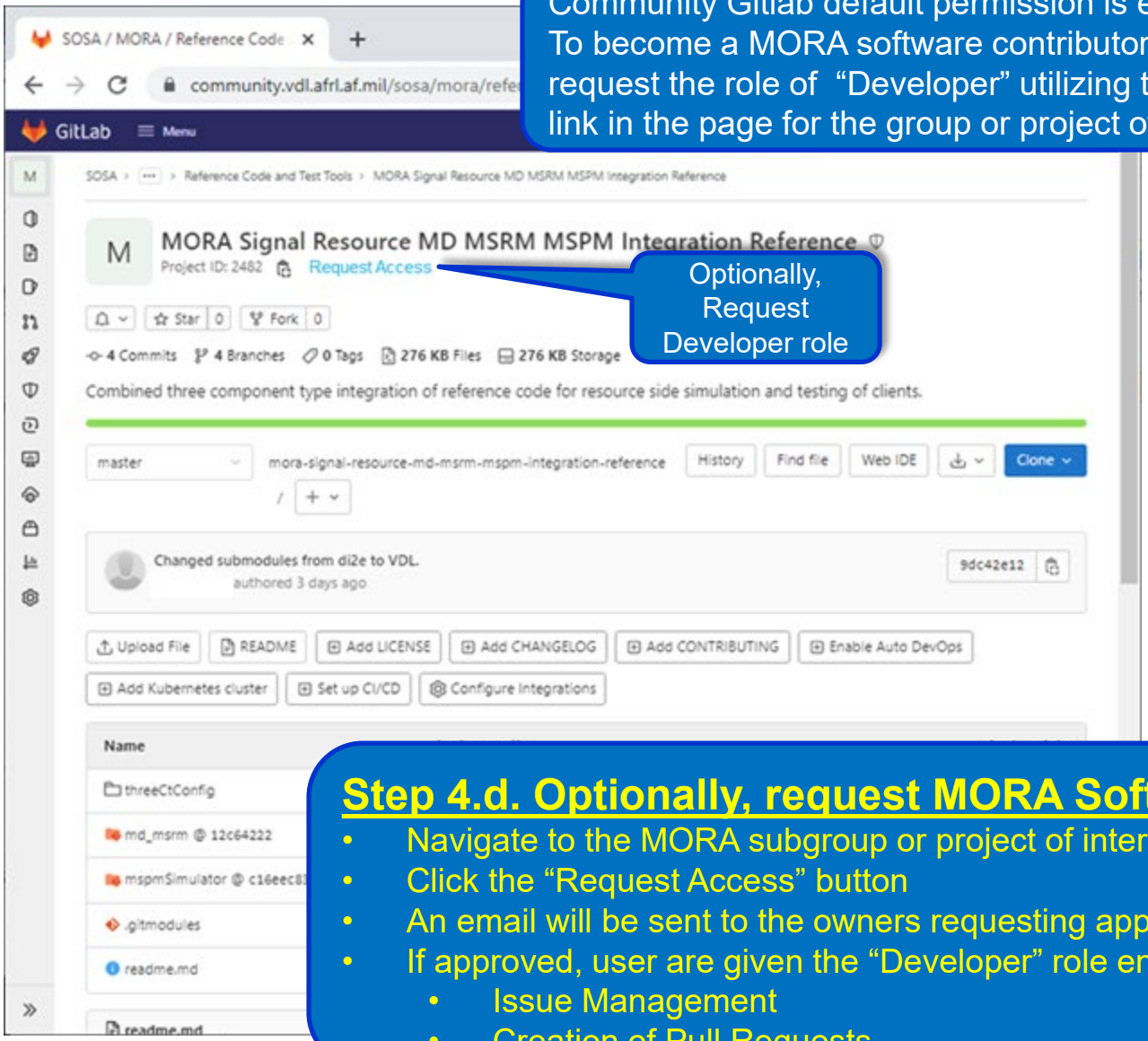

Optionally, Request Developer role

Step 4.d. Optionally, request MORA Software Developer role

- Navigate to the MORA subgroup or project of interest
- Click the “Request Access” button
- An email will be sent to the owners requesting approval of your request
- If approved, user are given the “Developer” role enabling:
  - Issue Management
  - Creation of Pull Requests