CAB COLUMN RACEWAY USE SCHEDULE

COL. NO.	USE	REMARKS
1	STORM DRAIN AND CONDENSATE	
2	LIGHTNING PROTECTION	
3	LIGHTING/POWER	TWO 1 1/2" FLEX CONDUITS IN COLUMN
4	FAA	
5	LIGHTNING PROTECTION	
6	FAA	

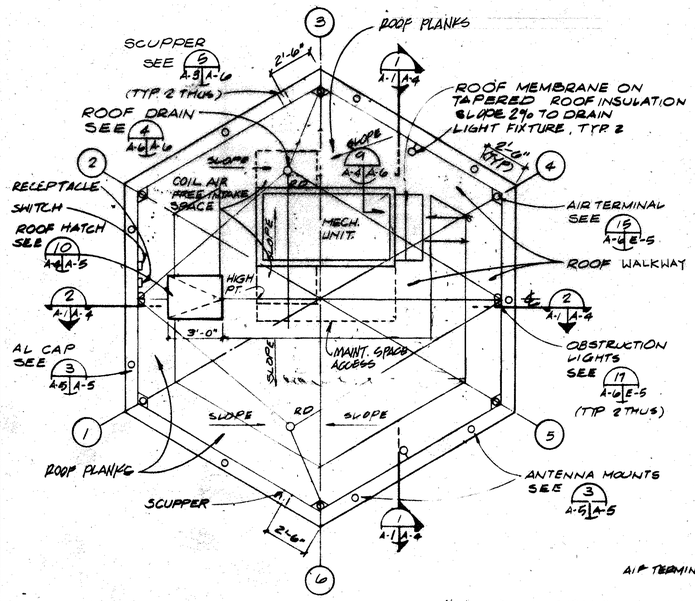

ROOF PLAN
SCALE: 1/4" = 1'-0"

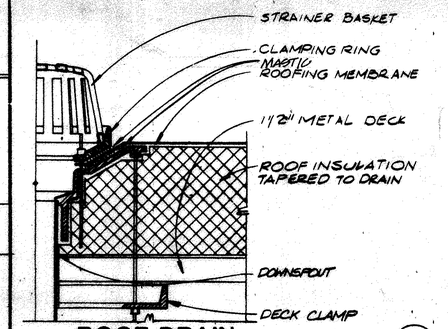

ROOF DRAIN
SCALE: 3" = 1'-0"

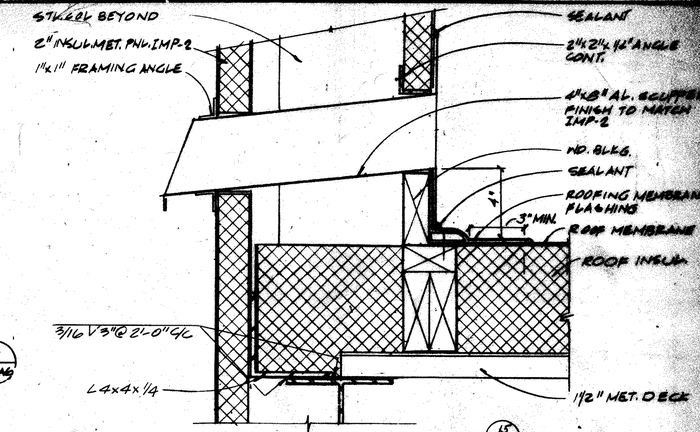

NOTE: FOR SCUPPER ISOMETRIC SEE 15 A6/A6

SCUPPER
SCALE: 3" = 1'-0"

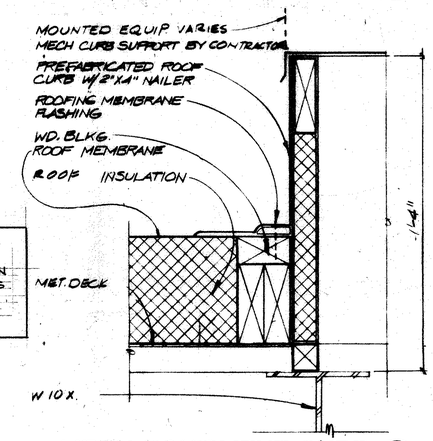

MECH EQUIPMENT CURB
SCALE: 3" = 1'-0"

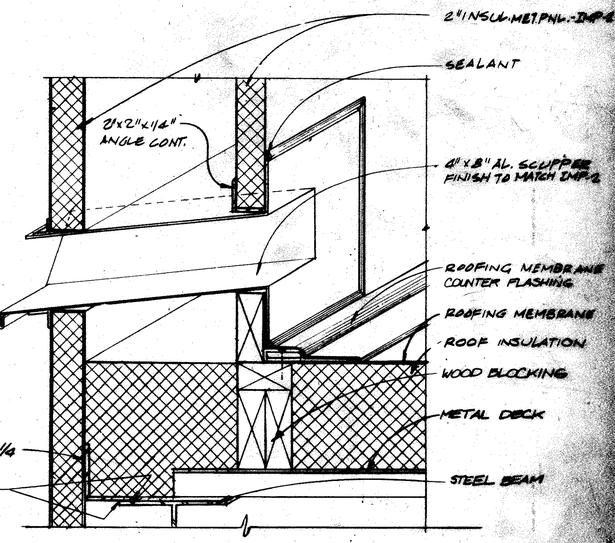

SCUPPER ISOMETRIC
SCALE: 3" = 1'-0"

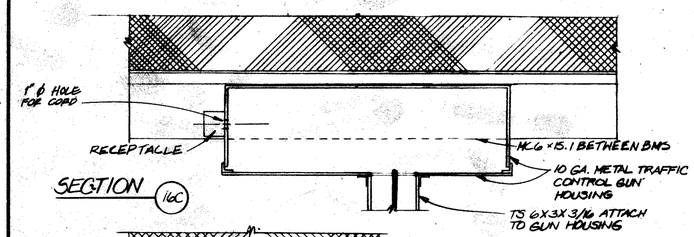

SECTION 16C

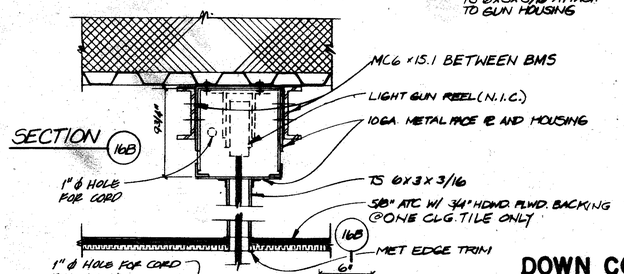

SECTION 16B

PLAN 16A

LIGHT GUN HOUSING
SCALE: 1 1/2" = 1'-0"

AIR TERMINAL AT CORNER. SEE ELEC.

1 1/4" ϕ x 6" LONG THREADED BRASS BUSHING. PACK INTERIOR END & FILL WITH ELASTOMERIC SEALANT.

2" ϕ CUTOUT IN STEEL COL. (BEYOND).

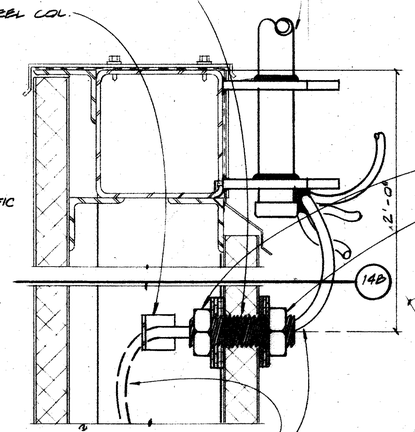

PLAN 14A

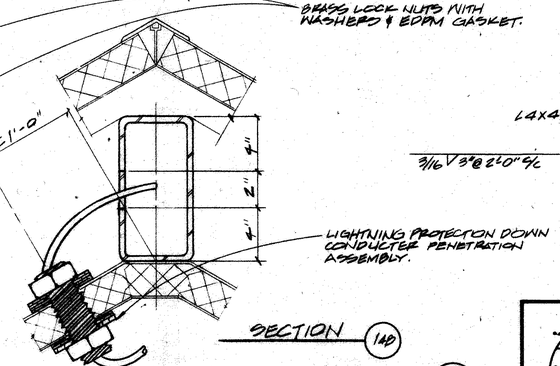

SECTION 14B

DOWN CONDUCTOR COLUMN ENTRY
NOT TO SCALE

14 A-6 A-6

NOTE
FOR LIGHTNING PROTECTION SYSTEM AS BUILT DETAILS SEE DWG. E-6 & E-7 BASE BUILDING SET.

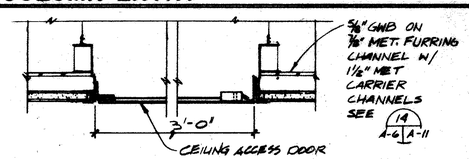

CEILING HATCH
SCALE: 3" = 1'-0"

FOR OSHA UPGRADE - SEE DRAWING WP-D-601-4,1812-OSHA

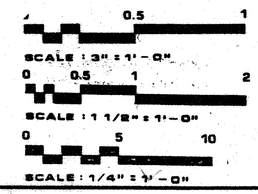

REV. LTR.	DATE	DESCRIPTION	CHECKED	APPROVED
B	10-16-87	AS BUILT & MAKE SITE DWG.		
A	4/2/86	SITE ADAPT - D-6055A - A-6	AM	AM

LEO A DALY
PLANNING/ARCHITECTURE/ENGINEERING
REGISTERED PROFESSIONAL ENGINEER
PAUL E. HALVERSON
A-1224
STATE OF NEBRASKA
020884-27

SAN LUIS OBISPO COUNTY AIRPORT
SAN LUIS OBISPO, CALIF

DEPARTMENT OF TRANSPORTATION
FEDERAL AVIATION ADMINISTRATION
WASHINGTON, D.C. 20591

LOW ACTIVITY LEVEL
AIRPORT TRAFFIC CONTROL TOWER

CAB ROOF PLAN AND DETAILS

SAN LUIS OBISPO, CALIF.

REVIEWED BY: W. Donald Swinney, Manager, Structures Program, APM-520
APPROVED BY: Larry Langston, Manager, Interfacility & Ancillary Division, APM-500

DESIGNED BY: MDS
DRAWN BY: VL
CHECKED BY: PEH

ISSUED BY: PROGRAM ENGINEERING & MAINTENANCE SERVICE

DATE: 30 NOVEMBER 1984
DRAWING NO. WP-D-601-4,1812-T-A-6

F	A-6	
E	A-6	