SECOND FLOOR ROOF & THIRD FLOOR FRAMING PLAN "B"

SCALE: 1/8" = 1'-0"

SECTIONS 4 (5/26|21) (8/27|21) (4/22|21) (4/24|21) (2/25|21)

SCALE: 3/4" = 1'-0"

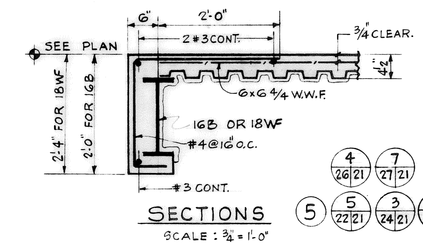

SECTIONS 5 (4/26|21) (7/27|21) (5/22|21) (3/24|21) (1/25|21)

SCALE: 3/4" = 1'-0"

SECTIONS 6 (6/22|21) (6/23|21) (6/20|21)

SCALE: 3/4" = 1'-0"

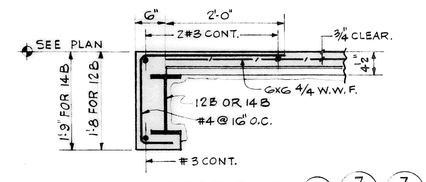

SECTIONS 7 (7/22|21) (7/23|21) (7/20|21)

SCALE: 3/4" = 1'-0"

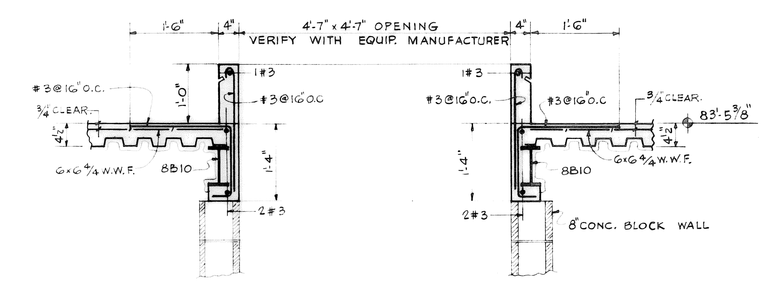

SECTIONS (21) (21/22|21)

SCALE: 3/4" = 1'-0"

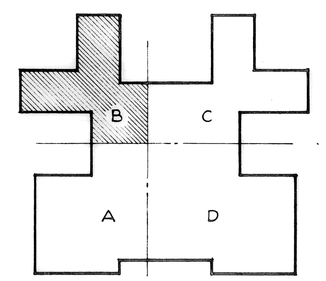

KEY PLAN

SECOND FLOOR ROOF AND THIRD FLOOR NOTES:

SEE NOTES ON DW'G. 1-S20

ELEV. TOP OF STEEL 83'-0 7/8" (UNLESS NOTED ON PLAN)

ONE EIGHTH INCH EQUALS ONE FOOT

H. JOSEPH DIAZ CERTIFICATE No. #898 STATE OF FLORIDA REGISTERED ENGINEER

FRANK S. VALENTI CERTIFICATE No 2532 STATE OF FLORIDA REGISTERED ARCHITECT

3-0-1-2273

2ND. FL. ROOF & 3RD. FL. FRAMING PLAN "B" 22

BUILDING Nº 1

720 BED
M. S. & N. HOSPITAL

VETERANS ADMINISTRATION
TAMPA, FLORIDA

Drawn A. G.	Proj. Mgr. F.S.V.	REVISIONS	
Checked L. C.	Date AUG. 15.68	AS BUILT 7-20-72	

ELIOT C. FLETCHER AIA
FRANK S. VALENTI AIA
ARCHITECTS TAMPA
SCHMIDT, GARDEN & ERIKSON
ASSOCIATE ARCHITECTS + ENGINEERS CHICAGO
H. JOSEPH DIAZ & ASSOCS.
SAM CARASTRO & ASSOCS.
ENGINEERS TAMPA

DRAWING NUMBER 1-S21

Sheet 23 of 49

Proj. No. 09-5239

RETURN TRACINGS TO PLAN LIBRARY

FILE FOLDER NO. 2A