RETURN TRACINGS TO PLAN LIBRARY

FILE FOLDER NO. 24

SECOND FLOOR FRAMING PLAN "A"

SCALE : 1/8" = 1'-0"

ELEV. TOP OF STEEL 70'-4 3/8" (UNLESS NOTED ON PLAN)

SEE NOTES ON DWG. I-51B

SECOND FLOOR NOTES:

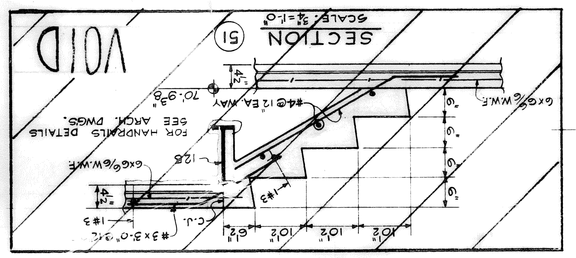

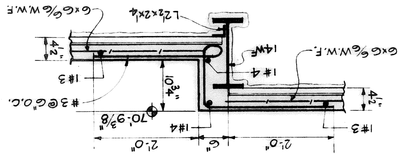

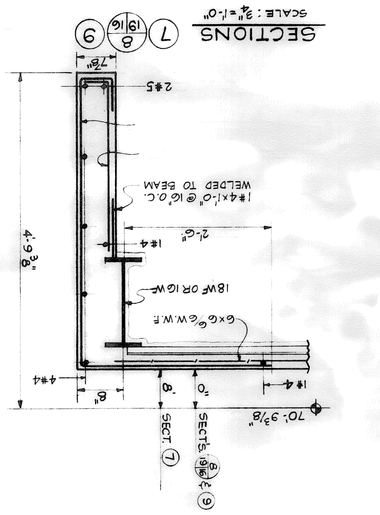

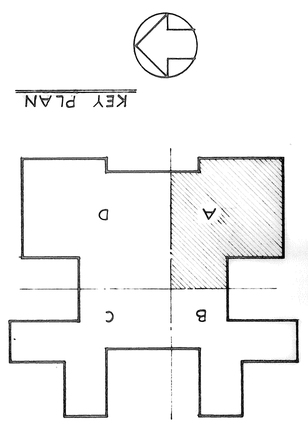

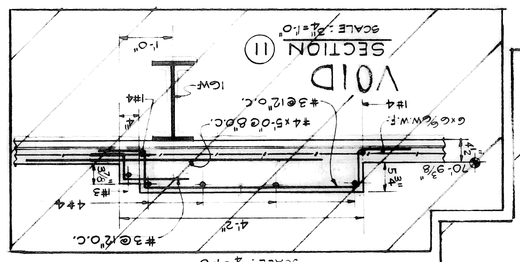

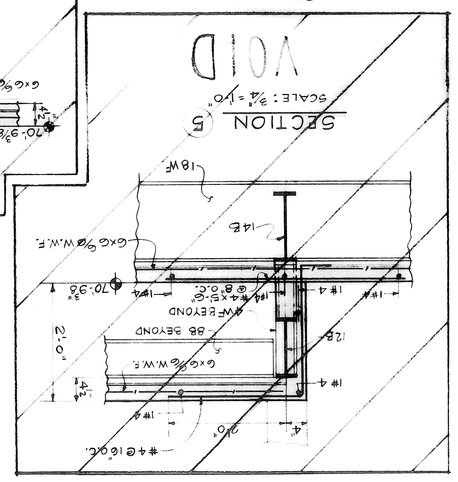

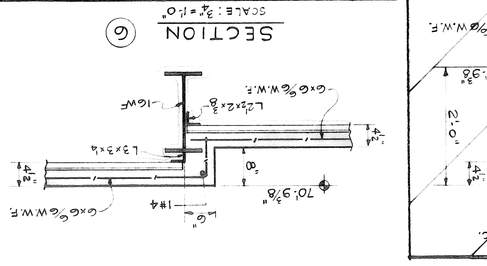

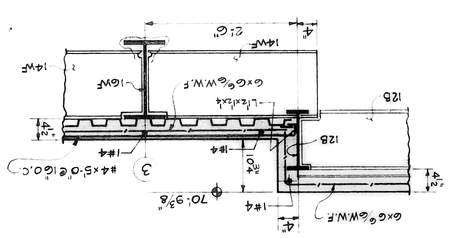

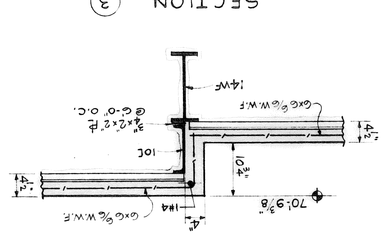

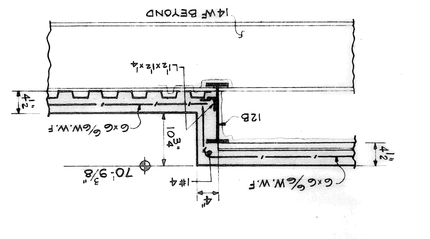

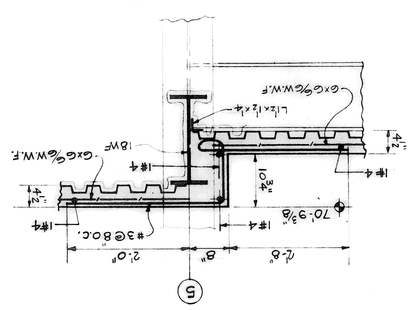

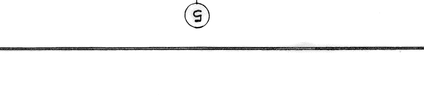

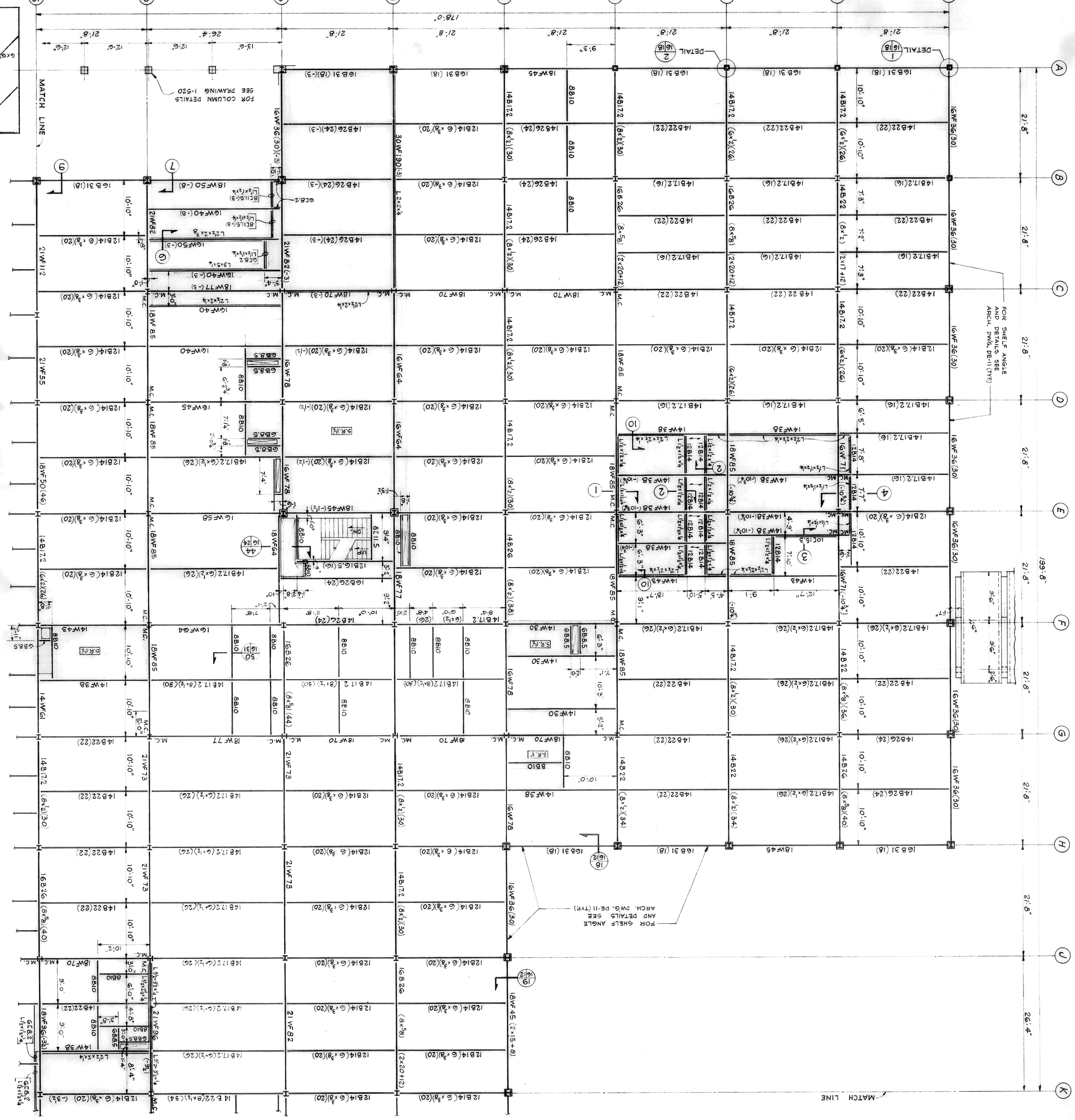

2ND. FLOOR FRAMING PLAN "A"

BUILDING Nº 1

720 BED

M. S. & N. HOSPITAL

VETERANS ADMINISTRATION

TAMPA, FLORIDA

REVISIONS	
Drawn A.G.	Proj. Mgr. E.S.V.
Checked L.C.	Date AUG.15.68
1 As built 7-30-72	

ELIOT C. FLETCHER AIA ARCHITECTS
FRANK S. VALENTI AIA ARCHITECT
SCHMIDT, GARDEN & ERIKSON ARCHITECTS ARCHITECT-ENGINEER CHICAGO
H. JOSEPH DIAZ & ASSOCS. ENGINEERS
SAM CARASTRO & ASSOCS. ENGINEERS TAMPA

DRAWING NUMBER I-51G

Sheet 18 of 49

Proj. No. 09-5239

ONE EIGHTH INCH EQUALS ONE FOOT

FRANK S. VALENTI CERTIFICATE No. 2532 STATE OF FLORIDA REGISTERED ARCHITECT

H. JOSEPH DIAZ CERTIFICATE No. 8898 STATE OF FLORIDA REGISTERED ENGINEER

3-0-1-2268