Life Safety Information Per Line Type

Line	Designation	Wall Requirements	Opening Protection Requirements	Additional Information	Code References
	Building Separation	◊ Also known as fire walls. ◊ Walls are structurally independent. ◊ Wall must stack vertically.	◊ No utilities are to pass through the fire walls. ◊ Opening protection fire resistance rating based on the rating of the fire wall.	◊ Not common in health care facilities unless there are differing construction types.	8.2.1.3, NFPA 220
Based on Rating - See Types Below	Occupancy Separations	◊ See the wall requirements for the corresponding fire barrier noted below.	◊ See the opening protection requirements for the corresponding fire barrier noted below.	◊ Hourly rating determined by the occupancy types being separated. See Table 6.1.14.4.1.	6.1.14.4.2
	Horizontal Exit	◊ See requirements for 2-hour fire barrier below. ◊ Barrier must stack vertically from grade to highest floor required. ◊ If barrier terminates at exterior wall with less than 180-degree angle, 10 feet on either side of the barrier must be protected with 1-hour fire rating.	◊ See requirements for 2-hour fire barrier below. ◊ Opening protection in 10 ft exposure protection at exterior walls required to be ¾-hour. ◊ Doors must be opposite swinging when located across a corridor or swing in the direction of egress when in a wall.	◊ Horizontal exits may also require a fire alarm manual pull station on each side of the doors and a fire hose connection (standpipe) on each side of the doors. ◊ Fire rated glazing size is limited to max area tested. ◊ Side lights, transoms, and windows in walls limited to fire resistance rated glazing (D-H-W-120).	7.2.4, 7.2.4.3.1, 7.2.4.4, 8.3
	3-hour Fire Barrier	◊ Masonry or three layers of 5/8-inch gypsum on each side of studs. ◊ All penetrations must be sealed with an approved fire stop assembly or existing fire stop in good condition. Painted fire stop is not permitted.	◊ 3-hour fire rated door. ◊ Wired glazing or 3-hour fire rated glazing (D-H-180). ◊ Door must be self-closing and positive latching. ◊ All door hardware must be UL listed for use on fire rated doors. ◊ Clearance under the door can be no larger than ¾-inch. ◊ Gaps around the door must be as tight fitting as possible (generally 1/8-inch is accepted). ◊ Fire dampers required.	◊ Fire rated glazing size is limited to 100 sq. in. ◊ Side lights, transoms, and windows in walls limited to fire resistance rated glazing (D-H-W-180). ◊ These barriers are mostly used for separation of construction types.	8.3
	2-hour Fire Barrier	◊ Masonry or two layers of 5/8-inch gypsum on each side of studs. ◊ All penetrations must be sealed with an approved fire stop assembly or existing fire stop in good condition. Painted fire stop is not	◊ 1.5-hour fire rated door. ◊ Wired glazing or 1.5-hour fire rated glazing (D-H-90). ◊ Door must be self-closing and positive latching. ◊ All door hardware must be UL listed for use on fire rated doors. ◊ Clearance under the door can be no larger than ¾-inch. ◊ Gaps around the door must be as tight fitting as possible (generally 1/8-inch is accepted).	◊ Fire rated glazing size is limited to maximum area tested. ◊ Side lights, transoms, and windows in walls limited to fire resistance rated glazing (D-H-W-120). ◊ These barriers are used for separation of construction, shaft enclosures, horizontal exits and occupancy separations.	8.3
	1-hour Fire Barrier	◊ One layer of 5/8-inch gypsum on each side of studs. ◊ All penetrations must be sealed with an approved fire stop assembly or existing fire stop in good condition. Painted fire stop is not permitted.	◊ 3/4-hour fire rated door. ◊ Wired glazing or 3/4-hour fire rated glazing (D-H-45). ◊ Door must be self-closing and positive latching. ◊ All door hardware must be UL listed for use on fire rated doors. ◊ Clearance under the door can be no larger than ¾-inch. ◊ Gaps around the door must be as tight fitting as possible (generally 1/8-inch is accepted). ◊ Fire dampers required when un-sprinklered compartments or in transfer openings.	◊ Fire rated glazing size is limited to maximum area tested. ◊ These barriers are used as occupancy separations, some shaft enclosures, and hazardous area protection as well as some special protection for specific situations (electrical, generators, medical gas).	8.3
	30-minute Fire Barrier	◊ One layer of 5/8-inch gypsum on one side of studs or one layer of standard gypsum on both sides of studs. ◊ All penetrations must be sealed with an approved fire stop assembly or existing fire stop in good condition. Painted fire stop is not permitted.	◊ 1/3-hour fire rated door. ◊ Wired glazing or 1/3-hour fire rated glazing (D-H-20). ◊ Door must be self-closing and positive latching. ◊ Self-closing doors not required in health care occupancies. ◊ All door hardware must be UL listed for use on fire rated doors. ◊ Clearance under the door can be no larger than ¾-inch. ◊ Gaps around the door must be as tight fitting as possible (generally 1/8-inch is accepted). ◊ Fire dampers are NOT required.	◊ Fire rated glazing size is limited to maximum area tested. ◊ In health care occupancies we only see 30-minute fire barriers used to protect corridor walls in smoke compartments without complete sprinkler protection.	8.3
	Smoke Barrier	◊ Same construction as a 1-hour fire barrier: one layer of 5/8-inch gypsum on each side of studs. ◊ Existing health care occupancies designed prior to the 1970s the barrier maybe constructed as a 30-minute fire barrier. ◊ All penetrations must be sealed with an approved fire stop assembly or existing fire stop in good condition. Painted fire stop is not permitted.	◊ Equivalent to a 1/3-hour fire/smoke rated door. ◊ Wired glazing or 1/3-hour fire rated glazing (D-H-20). ◊ Doors must be self-closing. ◊ Positive latching hardware is not required but if it is provided it must work properly. ◊ All door hardware must be UL listed for use on fire rated doors. ◊ Clearance under the door can be no larger than ¾-inch. ◊ Gaps around the door must be as tight fitting as possible (generally 1/8-inch is accepted). ◊ Smoke dampers are NOT required by The *Life Safety Code* in smoke compartments with fully ducted HVAC systems and complete sprinkler protection.	◊ Fire rated glazing size is limited to maximum area tested. ◊ Smoke dampers are required in transfer openings within smoke barriers. ◊ The slabs between floors are classified as smoke barriers. Smoke dampers ARE required in all ducts penetrating the slab (8.6.1).	8.5
	Smoke Partition	◊ There is no hourly rating noted in Section 8.4, however, Table 8.3.4.2 of the 2024 Edition notes a 30-minute fire rating. ◊ Walls can terminate at smoke resistive ceiling provided the ceiling is smoke tight, the area above the ceiling is not a plenum, and there is a smoke tight joint between the wall and the ceiling. ◊ All penetrations must be protected with a material capable of limiting the transfer of smoke.	◊ Doors must meet the requirements of 7.2.1 ◊ Clearance under the door can be no larger than ¾-inch. ◊ Gaps around the door must be as tight fitting as possible (generally 1/8-inch is accepted). ◊ Doors must be self-closing. ◊ Smoke dampers are required to protect any air-transfer openings.	The hourly rating noted in Table 8.3.4.2 is inherent in the construction of the wall and door and not a specific rating requirement.	8.4, 18/19.3.2.1
	Smoke Resistive Corridor Wall	◊ Existing corridor walls in smoke compartments without complete sprinkler protection are required to be 30-minute fire resistance rated. ◊ In fully sprinkler protected smoke compartments walls can terminate at the smoke resistive ceiling, provided the ceiling limits the transfer of smoke. ◊ No fire resistance rating of the wall is required in fully sprinkler protected smoke compartments. ◊ Wall shall form a barrier to limit the transfer of smoke. ◊ Restrooms and shower rooms are exempt from the protection requirements.	◊ Doors must be constructed to limit the transfer of smoke. ◊ Clearance under the bottom of the door can be no larger than 1-inch. ◊ Doors much positive-latch. ◊ Louvers are prohibited. ◊ Restrooms and shower rooms are exempt from protection requirements. ◊ Power operated doors are exempt from latching requirements provided the power device is capable of keeping the door closed with a 5-lb force applied to the latch side of the door and is acceptable to the AHJ.	◊ Only found in health care occupancies.	18/19.3.6
See Corridor Wall Line Types	Suite Separations	◊ Walls separating suites are the same as the corridor walls within the smoke compartment. ◊ See requirements in corresponding corridor wall type.	◊ See requirements in corresponding corridor wall type.	◊ Suite separations are provided around the entire perimeter of the suite, except at fire rated barriers or exterior walls.	18/19.2.5.7

Code references are from the 2024 Edition of the *Life Safety Code* ®

FACILITY SMOKE COMPARTMENT INFORMATION

ZONE	AREA	OCCUPANCY	DEPARTMENTS	EXTENT OF SPRINKLER PROTECTION
BUILDING 1				
BASEMENT				
1-B-A	TBD	STORAGE / INDUSTRIAL	FACILITIES	COMPLETE
GROUND				
1-G-A	105,390	BUSINESS / STORAGE / INDUSTRIAL	WAREHOUSE / KITCHEN / PHARMACY / CENTRAL STERILE / SAFETY / MEDICAL RECORDS	COMPLETE
1-G-B	6,024	AMBULATORY HEALTH CARE	MRI	COMPLETE
FLOOR 1				
1-1-A	9,964	AMBULATORY HEALTH CARE	ED	COMPLETE
1-1-B	19,983	AMBULATORY HEALTH CARE	ED / CLINICS	COMPLETE
1-1-C	13,260	AMBULATORY HEALTH CARE	CLINICS	COMPLETE
1-1-D	18,074	AMBULATORY HEALTH CARE	CLINICS	COMPLETE
1-1-E	3,221	AMBULATORY HEALTH CARE	SPECIAL PROCEDURES	COMPLETE
1-1-F	17,884	AMBULATORY HEALTH CARE	CLINICS	COMPLETE
1-1-G	11,398	AMBULATORY HEALTH CARE	IMAGING	COMPLETE
1-1-H	11,330	BUSINESS	LAB	COMPLETE
1-1-I	21,055	AMBULATORY HEALTH CARE	LAB / IMAGING / DENTISTRY	COMPLETE
1-1-J	16,642	AMBULATORY HEALTH CARE	LOBBY / FAST TRACK / OUTPATIENT BH	COMPLETE
FLOOR 2				
1-2-A	12,678	EXISTING HEALTH CARE	CLINICS	COMPLETE
1-2-B	6,785	EXISTING HEALTH CARE	CLINICS	COMPLETE
1-2-C	11,013	EXISTING HEALTH CARE	CARDIAC CATH	COMPLETE
1-2-D	11,149	EXISTING HEALTH CARE	OR	COMPLETE
1-2-E	20,014	EXISTING HEALTH CARE	OR	COMPLETE
1-2-F	11,019	EXISTING HEALTH CARE	VACANT SICU	COMPLETE
1-2-G	18,015	EXISTING HEALTH CARE	VACANT DINING SERVERY / AUDIOLOGY / CHAPEL	COMPLETE
1-2-H	17,984	EXISTING HEALTH CARE	AUDITORIUM	COMPLETE
1-2-I	5,103	EXISTING HEALTH CARE	ADMINISTRATIVE OFFICES	COMPLETE
1-2-J	10,653	EXISTING HEALTH CARE	DIALYSIS	COMPLETE
FLOOR 3				
1-3-A	19,679	EXISTING HEALTH CARE	PROCEDURE / EXAM	COMPLETE
1-3-B	8,946	EXISTING HEALTH CARE	CANCER CARE	COMPLETE
1-3-C	5,235	EXISTING HEALTH CARE	MECHANCIAL	COMPLETE
FLOOR 4				
1-4-A	19,805	EXISTING HEALTH CARE	CLINICS	COMPLETE
1-4-B	5,034	EXISTING HEALTH CARE	ELEVATOR LOBBY	COMPLETE
1-4-C	9,042	EXISTING HEALTH CARE	ICU	COMPLETE
FLOOR 5				
1-5-A	20,118	EXISTING HEALTH CARE	CLINICS	COMPLETE
1-5-B	3,623	EXISTING HEALTH CARE	ELEVATOR LOBBY	COMPLETE
1-5-C	10,084	EXISTING HEALTH CARE	PATIENT CARE UNIT	COMPLETE
FLOOR 6				
1-6-A	19,659	EXISTING HEALTH CARE	CLINICS	COMPLETE
1-6-B	4,968	EXISTING HEALTH CARE	ELEVATOR LOBBY	COMPLETE
1-6-C	9,227	EXISTING HEALTH CARE	PATIENT CARE UNIT	COMPLETE
FLOOR 7				
1-7-A	20,109	EXISTING HEALTH CARE	CLINICS	COMPLETE
1-7-B	5,653	EXISTING HEALTH CARE	ELEVATOR LOBBY	COMPLETE
1-7-C	8,304	EXISTING HEALTH CARE	PATIENT CARE UNIT	COMPLETE
FLOOR 8				
1-8-A	8,018	INDUSTRIAL	PENTHOUSE	COMPLETE
FLOOR 9				
1-9-A	2,039	INDUSTRIAL	ELEVATOR MACHINE ROOM	COMPLETE

FACILITY SUITE INFORMATION

SUITE	AREA (SQ. FT.)	DEPARTMENT	TYPE
FLOOR 2			
1	6,888	CLINICS	NON-SLEEPING SUITE
2	5,815	CARDIAC CATH	NON-SLEEPING SUITE
3	8,777	HYDRID OR / PACU	NON-SLEEPING SUITE
4	10,369	OR	NON-SLEEPING SUITE
5	7,609	OR	NON-SLEEPING SUITE
6	1,765	LOCKER ROOMS / LOUNGE	NON-PATIENT SUITE
7	7,640	VACANT SICU	SLEEPING SUITE
8	3,076	AUDIOLOGY	NON-SLEEPING SUITE
9	3,249	LIBRARY	NON-PATIENT SUITE
10	5,796	VACANT DINING / SERVERY	NON-PATIENT SUITE
11	10,653	DIALYSIS	NON-SLEEPING SUITE
12	1,406	DIALYSIS WAITING	NON-SLEEPING SUITE
13	7,040	AUDITORIUM	NON-PATIENT SUITE
FLOOR 3			
1	1,711	CANCER CARE	NON-SLEEPING SUITE
FLOOR 4			
1	6,445	CLINICS	NON-SLEEPING SUITE
FLOOR 6			
1	6,508	ICU	SLEEPING SUITE
2	2,547	STAFF SUPPORT	NON-PATIENT SUITE

STAIR	FLOORS SERVED										DISCHARGE LEVEL	DISCHARGE TO/THRU
	B	G	1	2	3	4	5	6	7	P		
1	X		X	X	X	X	X	X	X		G	EXIT PASSAGEWAY
2	X	X		X	X	X	X	X	X		1	INTERIOR
3	X		X	X	X	X	X	X	X	X	G	EXIT PASSAGEWAY
4	X	X	X	X							1	EXTERIOR
5	X	X	X	X							1	EXTERIOR
6	X	X	X	X							G	EXTERIOR
7	X	X	X	X							G	EXTERIOR
8	X	X									G	INTERIOR
9	X	X		X							1	EXTERIOR
20	X	X	X								1	INTERIOR
22	X	X	X	X							G	EXTERIOR
50% MET	Y	Y	Y	Y	Y	Y	Y	Y	Y	Y		

VANGUARD GCS LLC
FACILITY MANAGEMENT MADE EASY

LEGEND

- BUILDING SEPARATION
- HORIZONTAL EXIT
- 3-HOUR FIRE BARRIER
- 2-HOUR FIRE BARRIER
- 1-HOUR FIRE BARRIER
- 30 MINUTE FIRE BARRIER
- SMOKE BARRIER
- SMOKE PARTITION
- SMOKE RESISTIVE CORRIDOR WALL
- EXIT
- NON-PATIENT CARE OCCUPANCIES
- OUTPATIENT OCCUPANCY
- NON-SLEEPING SUITE
- SLEEPING SUITE
- NON-PATIENT SUITE
- HAZARDOUS AREA
- NON-SPRNKLER PROTECTED AREA
- HORIZONTAL BARRIER TRANSFER
- ADJACENT BUILDING
- FACP FIRE ALARM CONTROL PANEL
- FP FIRE PUMP
- TC TRASH CHUTE
- LC LINEN CHUTE

PROJECT TITLE

JAMES A. HALEY VETERANS HOSPITAL

13000 BRUCE B. DOWNS BLVD.
TAMPA, FLORIDA 33612

PREPARED BY: J. O'CONNELL
DATE: 4/9/2024

FINAL

LIFE SAFETY PLAN
BUILDING 1
COVER SHEET
SHEET TITLE

LS-1-00
DRAWING NUMBER

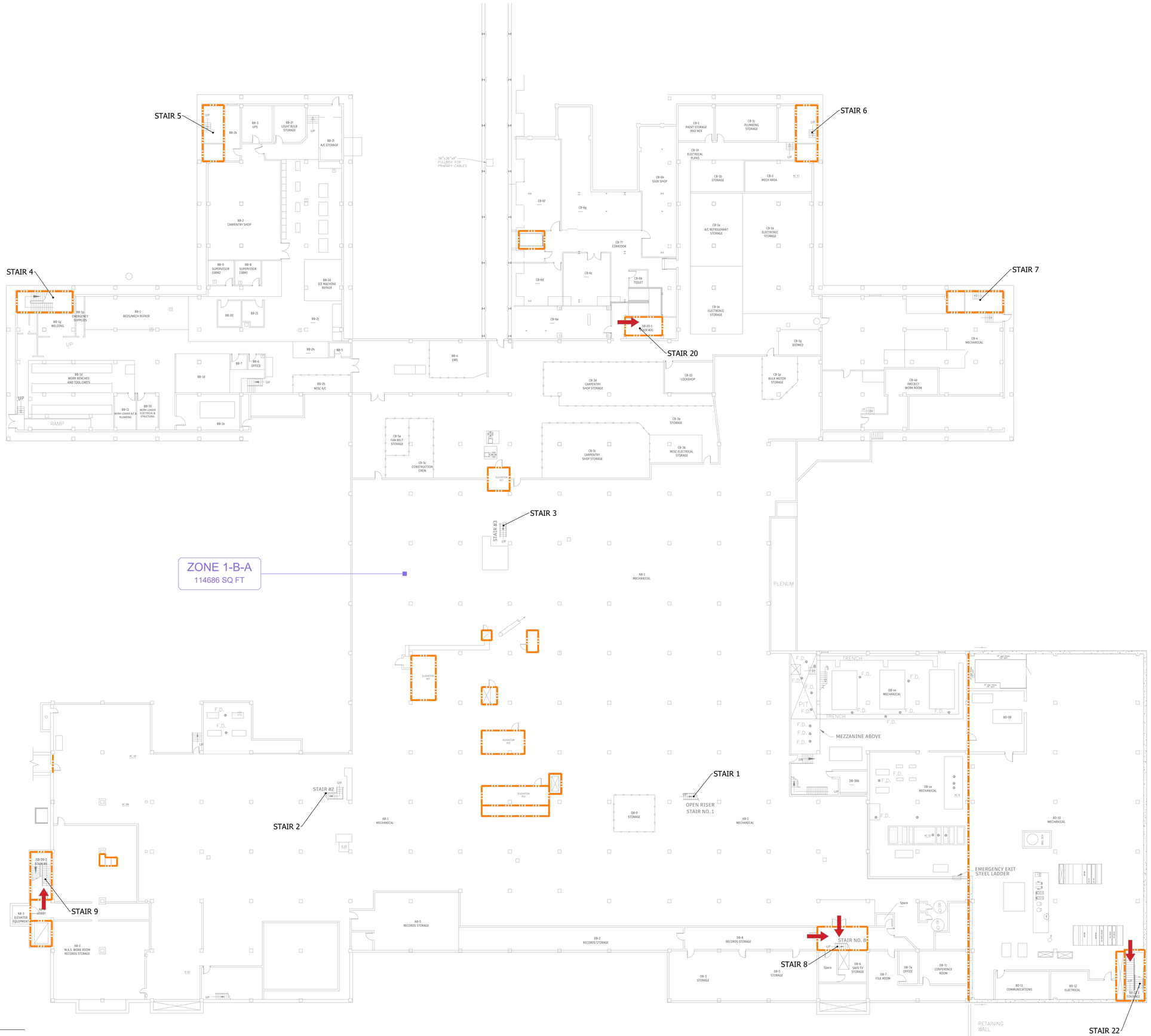

BASEMENT
SCALE: 1/16" = 1'-0"

VANGUARD GCS LLC
FACILITY MANAGEMENT MADE EASY

LEGEND

- BUILDING SEPARATION
- HORIZONTAL EXIT
- 3-HOUR FIRE BARRIER
- 2-HOUR FIRE BARRIER
- 1-HOUR FIRE BARRIER
- 30 MINUTE FIRE BARRIER
- SMOKE BARRIER
- SMOKE PARTITION
- SMOKE RESISTIVE CORRIDOR WALL
- EXIT
- NON-PATIENT CARE OCCUPANCIES
- OUTPATIENT OCCUPANCY
- NON-SLEEPING SUITE
- SLEEPING SUITE
- NON-PATIENT SUITE
- HAZARDOUS AREA
- NON-SPRNKLER PROTECTED AREA
- HORIZONTAL BARRIER TRANSFER
- ADJACENT BUILDING
- FACP FIRE ALARM CONTROL PANEL
- FP FIRE PUMP
- TC TRASH CHUTE
- LC LINEN CHUTE

PROJECT TITLE

JAMES A. HALEY VETERANS HOSPITAL

13000 BRUCE B. DOWNS BLVD.
TAMPA, FLORIDA 33612

PREPARED BY: J. O'CONNELL
DATE: 4/9/2024

FINAL

LIFE SAFETY PLAN
BUILDING 1
BASEMENT

SHEET TITLE

LS-1-B

DRAWING NUMBER

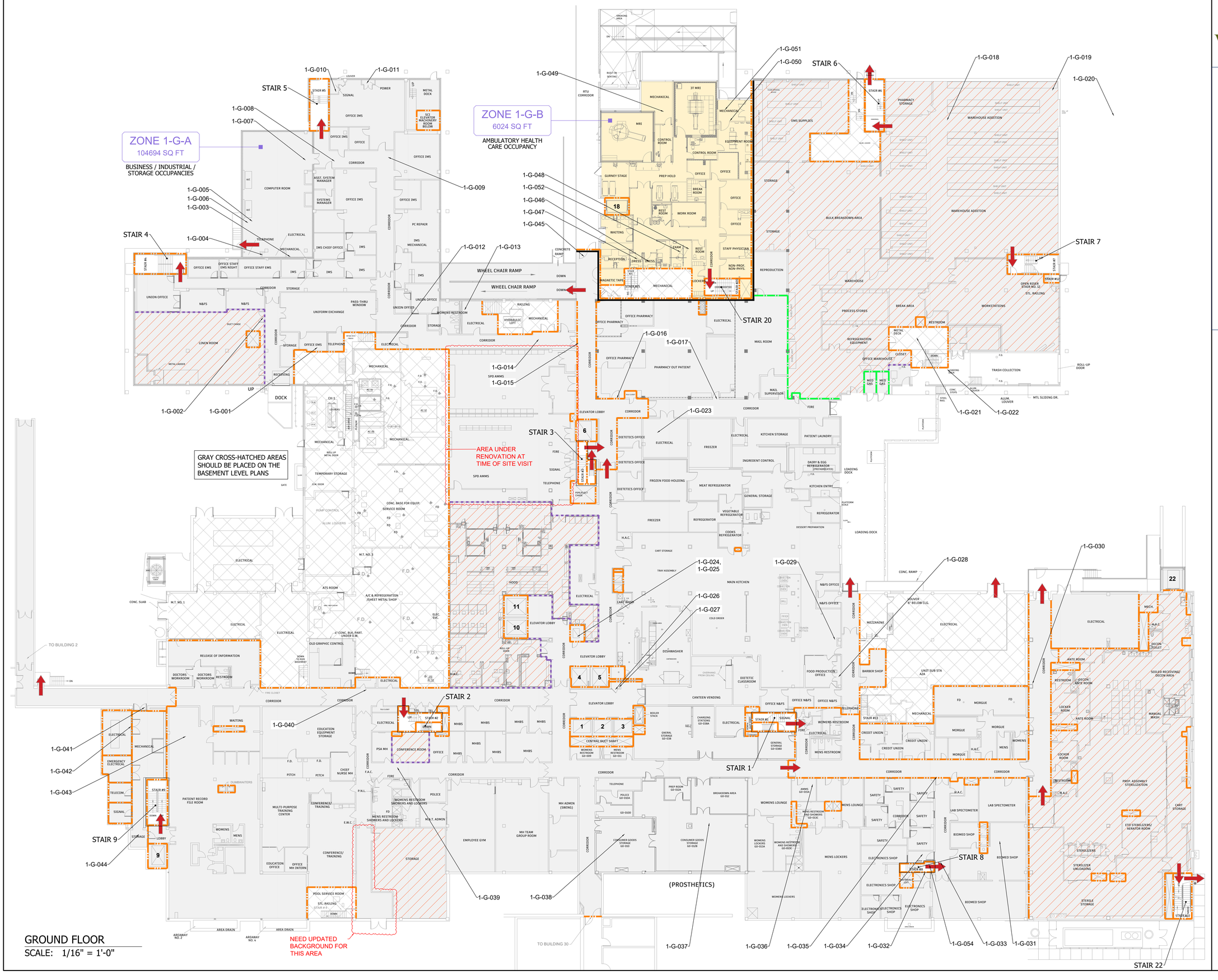

GROUND FLOOR
SCALE: 1/16" = 1'-0"

VANGUARD GCS LLC
FACILITY MANAGEMENT MADE EASY

LEGEND

- BUILDING SEPARATION
- HORIZONTAL EXIT
- 3-HOUR FIRE BARRIER
- 2-HOUR FIRE BARRIER
- 1-HOUR FIRE BARRIER
- 30 MINUTE FIRE BARRIER
- SMOKE BARRIER
- SMOKE PARTITION
- SMOKE RESISTIVE CORRIDOR WALL
- EXIT
- NON-PATIENT CARE OCCUPANCIES
- OUTPATIENT OCCUPANCY
- NON-SLEEPING SUITE
- SLEEPING SUITE
- NON-PATIENT SUITE
- HAZARDOUS AREA
- NON-SPRNKLER PROTECTED AREA
- HORIZONTAL BARRIER TRANSFER
- ADJACENT BUILDING
- FACP FIRE ALARM CONTROL PANEL
- FP FIRE PUMP
- TC TRASH CHUTE
- LC LINEN CHUTE

PROJECT TITLE

JAMES A. HALEY VETERANS HOSPITAL

13000 BRUCE B. DOWNS BLVD.
TAMPA, FLORIDA 33612

PREPARED BY: J. O'CONNELL
DATE: 4/9/2024

FINAL

LIFE SAFETY PLAN
BUILDING 1
GROUND FLOOR
SHEET TITLE

LS-1-G
DRAWING NUMBER

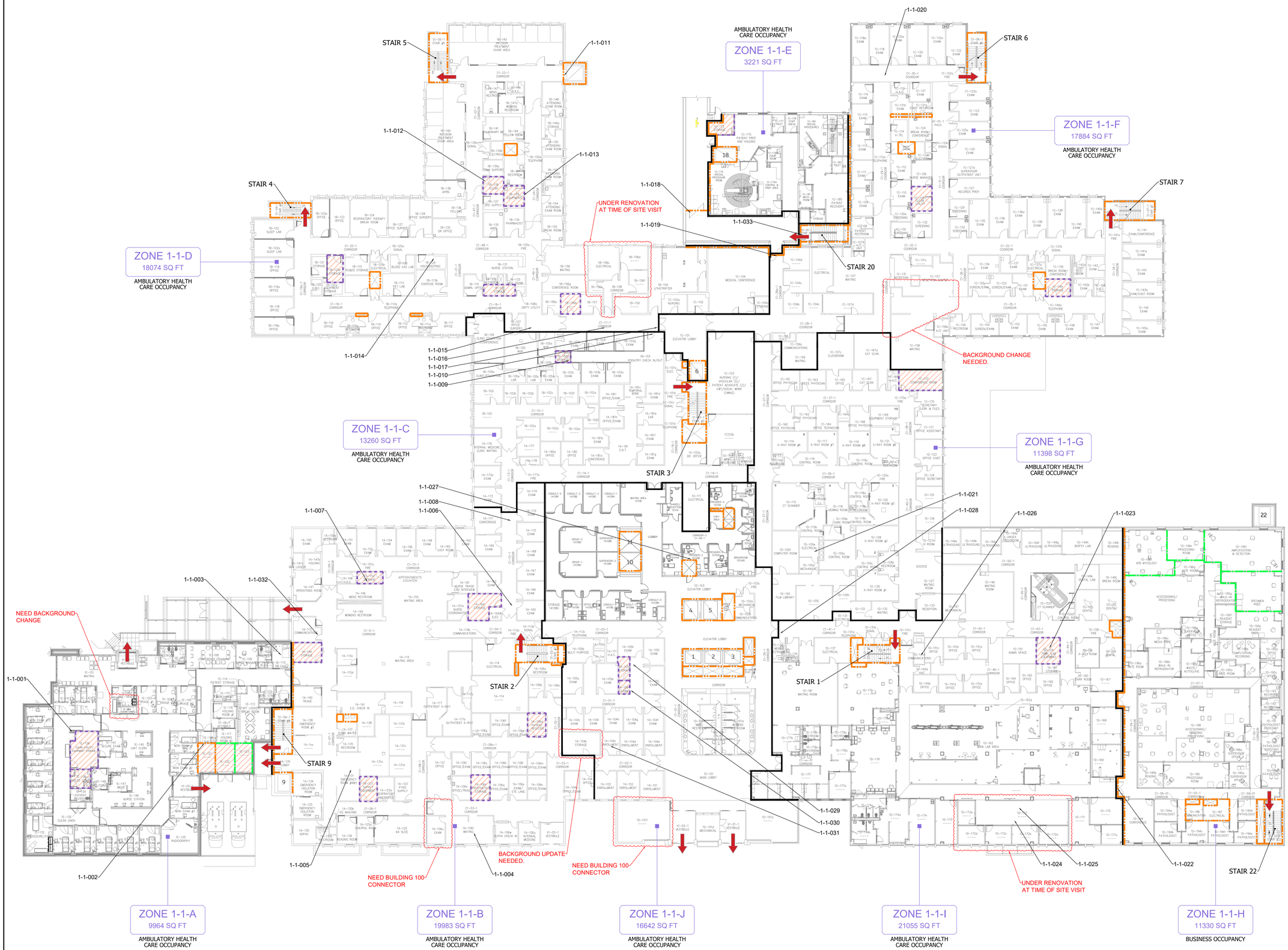

FLOOR 1

SCALE: 1/16" = 1'-0"

VANGUARD GCS LLC

FACILITY MANAGEMENT MADE EASY

LEGEND

- BUILDING SEPARATION
- HORIZONTAL EXIT
- 3-HOUR FIRE BARRIER
- 2-HOUR FIRE BARRIER
- 1-HOUR FIRE BARRIER
- 30 MINUTE FIRE BARRIER
- SMOKE BARRIER
- SMOKE PARTITION
- SMOKE RESISTIVE CORRIDOR WALL
- EXIT
- NON-PATIENT CARE OCCUPANCIES
- OUTPATIENT OCCUPANCY
- NON-SLEEPING SUITE
- SLEEPING SUITE
- NON-PATIENT SUITE
- HAZARDOUS AREA
- NON-SPRNKLER PROTECTED AREA
- HORIZONTAL BARRIER TRANSFER
- ADJACENT BUILDING
- FACP FIRE ALARM CONTROL PANEL
- FP FIRE PUMP
- TC TRASH CHUTE
- LC LINEN CHUTE

PROJECT TITLE

JAMES A. HALEY VETERANS HOSPITAL

13000 BRUCE B. DOWNS BLVD.

TAMPA, FLORIDA 33612

PREPARED BY: J. O'CONNELL

DATE: 4/9/2024

FINAL

LIFE SAFETY PLAN

BUILDING 1

FLOOR 1

SHEET TITLE

LS-1-1

DRAWING NUMBER