PERFORMANCE WORK STATEMENT (PWS)

AVIANO AIR BASE, GIANT VOICE MASS NOTIFICATION SYSTEM MAINTENANCE AND TRAINING

31ST COMMUNICATIONS SQUADRON

Part 1

General Information

1. General: This is a non-personnel services contract to provide preventative maintenance and training for the Aviano Air Base Giant Voice Mass Notification System. The Government shall not exercise any supervision or control over the contract service providers performing the services herein. Such contract service providers shall be accountable solely to the Contractor who, in turn is responsible to the Government.

1.1 Description of Services/Introduction: The contractor shall provide all personnel, equipment, supplies, facilities, transportation, tools, materials, supervision, and other items and non-personal services necessary to perform preventative maintenance and training for the Aviano Air Base Giant Voice Mass Notification System as defined in this Performance Work Statement except for those items specified as government furnished property and services. The contractor shall meet the standards in this contract.

1.2 Background: The Aviano Air Base Giant Voice Mass Notification System was installed in Aug 2024. This system is comprised of three (3) activation points, one at the Command Post (B1360), one at the Alternate Command Post (B1135) and one at the Comm Squadron (B1442). There are ten (10) speaker poles that receive the audio from the activation points, and covers the Aviano Areas F, Area E, Area C, and Area 1. Six (6) speaker poles are the High-Power Speaker Station-32 (HPSS32) (Solar & AC), one (1) HPSS32 (Solar), one (1) HPSS32 with 4 speakers, one (1) HPSS16 with 4 speakers and one (1) HPSS16 with 2 Speakers. For equipment locations, please reference Attachment 1.

1.3 Objectives: This contract is to provide the necessary services to perform preventative maintenance and training of the Aviano Giant Voice system to identify and report system weaknesses and required component replacements. The vendor shall provide yearly training to 31 CS technicians on system maintenance and daily operations. Additionally, this establishes a contract vehicle for emergency on-site maintenance support throughout the system's lifecycle.

1.4 Scope:

1.4.1 Annual On-Site Preventative Maintenance Inspection and Report. See Part 5, para. 5.2.
1.4.2 Annual training for 31 CS technicians. See Part 5, para. 5.3.
1.4.3 Emergency On-Site Maintenance. See Part 5, para. 5.4.

1.5 Period of Performance: The period of performance shall be for one (1) Base Year of 12 months and three (4) 12-month option years.

1.6 General Information

1.6.1 Quality Control: The contractor shall develop and maintain an effective Quality Control Plan (QCP) to ensure services are performed IAW this PWS, commercial standard practices, applicable laws, and regulations. The contractor shall develop and implement procedures to identify, prevent, and ensure non-recurrence of defective services The QCP must include, but is not limited to:

a. Addressing how the contractor shall meet the Service Summary Table Performance Objectives
b. Contractor corrective action procedures to remedy unsatisfactory performance
c. Description and sample copies of required contract records

1.6.2 Recognized Holidays: Contractor will not work over the below prescribed holidays

American Holidays

New Year's Day: 1 January
Martin Luther King Jr. Day: 3rd Monday in January
President's Day: 3rd Monday in February
Memorial Day: Last Monday in May
Juneteenth: 19 June
Independence Day: July 4
Labor Day: 1st Monday in September
Columbus Day: 1st Monday in October
Veteran's Day: As stated on current Calendar Year
Thanksgiving Day: 4th Thursday in November
Christmas Day: 25 December

Italian Holidays

Epiphany: 6 January
Easter Monday: As stated on current Calendar Year
Aviano Patron Saint's Day: As stated on current Calendar Year
Liberation Day: 25 April
Italian Labor Day: 1 May
Republic Day: 2 June
Assumption Day: 15 August
Saint Francis Day: 4 October
All Saints Day: 1 November
Immaculate Conception: 8 December
Saint Stephen Day: 26 December

NOTE: American holidays falling on a Saturday are normally observed on the previous Friday. American holidays that fall on a Sunday are observed the following Monday.

1.6.3 Hours of Operation: The contractor is responsible for conducting business, between the hours of 07.30 to 16.30, Monday thru Friday except Federal holidays or when the Government facility is closed due to local or national emergencies, administrative closings, or similar Government directed facility closings. For other than firm fixed price contracts, the contractor will not be reimbursed when the government facility is closed for the above reasons. The Contractor must at all times maintain an adequate workforce for the uninterrupted performance of all tasks defined within this PWS when the Government facility is not closed for the above reasons. When hiring personnel, the Contractor shall keep in mind that the stability and continuity of the workforce are essential.

1.6.4 Place of Performance: The work to be performed under this contract will be performed at Aviano Air Base, Italy.

1.6.5 Security Requirements: The government will assign contractor personnel security escorts when access to a sensitive location or special work area is required, therefore contractor personnel are not required to have a DoD clearance of any level. Only the government and host nation may grant access to work areas on Aviano AB. Should the government or host nation deem contractor personnel unfit to access Aviano AB or a work area in Aviano AB, the contractor shall bear full and sole responsibility for delays and additional costs incurred. Contractor personnel performing work under this contract must be in good standing with 31 CS, Aviano AB, DoD, and host nation and US law enforcement agencies, else risk denial or revocation of access to the work areas.

1.6.6 Physical Security: The contractor shall be responsible for safeguarding all government equipment, information and property provided for contractor use. At the close of each work period, government facilities, equipment, and materials shall be secured.

1.6.7 Special Qualifications: Vendor shall provide technicians that possess the ATI Technician Certification. The ATI Certification is earned when a technician is knowledgeable on the 13 different prescribed Preventative Maintenance Inspection actions. The contractor shall provide documentation that the provided contractor possesses this certification.

1.6.8 Post Award Conference/Periodic Progress Meetings: The Contractor agrees to attend any post award conference convened by the contracting activity or contract administration office in accordance with Federal Acquisition Regulation Overhaul Subpart 42.302. The contracting officer, Contracting Officers

Representative (COR), and other Government personnel, as appropriate, may meet periodically with the contractor to review the contractor's performance. At these meetings the contracting officer will appraise the contractor of how the government views the contractor's performance and the contractor will appraise the Government of problems, if any, being experienced. Appropriate action shall be taken to resolve outstanding issues. These meetings shall be at no additional cost to the government.

1.6.9 Mission Partner Point of Contact (MP POC): The MO POC will be identified by separate letter. The MO monitors all technical aspects of the contract and assists in contract administration The MP POC is authorized to perform the following functions: assure that the Contractor performs the technical requirements of the contract: perform inspections necessary in connection with contract performance: maintain written and oral communications with the Contractor concerning technical aspects of the contract: issue written interpretations of technical requirements, including Government drawings, designs, specifications: monitor Contractor's performance and notifies both the Contracting Officer and Contractor of any deficiencies; coordinate availability of government furnished equipment, and provide site entry of Contractor personnel. A letter of designation issued to the MP POC, a copy of which is sent to the Contractor, states the responsibilities and limitations of the MP POC, especially about changes in cost or price, estimates or changes in delivery dates. The MP POC is not authorized to change any of the terms and conditions of the resulting order.

1.6.10 Key Personnel: The follow personnel are considered key personnel by the government: Contract Manager and Alternate Contract Manager. The contractor shall provide a contract manager who shall be responsible for the performance of the work. The name of this person and an alternate who shall act for the contractor when the manager is absent shall be designated in writing to the contracting officer. The contract manager or alternate shall have full authority to act for the contractor on all contract matters relating to daily operation of this contract. The contract manager or alternate shall be available between 08.00 and 16.00, Monday through Friday except Federal holidays or when the government facility is closed for administrative reasons. It is understood that vendor will be in Eastern Standard Time.

1.6.11 Identification of Contractor Employees: All contract personnel attending meetings, answering Government telephones, and working in other situations where their contractor status is not obvious to third parties are required to identify themselves as such to avoid creating an impression in the minds of members of the public that they are Government officials. They must also ensure that all documents or reports produced by contractors are suitably marked as contractor products or that contractor participation is appropriately disclosed. In restricted areas, contractor personnel will be required to wear a Visitor Badge which will be supplied by US Government members when required.

1.6.12 Contractor Travel: Contractor will be required to travel OCONUS to perform maintenance inspections, training and any emergency maintenance requirements.

1.6.12.1 Authorized travel expenses consistent with the substantive provisions of the Joint Travel Regulation (JTR) shall be invoiced when travel is required to support this contract. All travel requires government approval/authorization and notification to the COR.

1.6.13 Other Direct Costs This category includes travel (outlined in 1.6.12), reproduction, and shipping expenses associated with training activities and visits to contractor facilities.

1.6.13.1 **Original Equipment Manufacturer (OEM) Price Listed Parts:** The Contractor shall establish and maintain OEM price lists for all parts and materials used to provide maintenance under this contract, IAW Multiple Award Schedule 47QSWA23D0027. The OEM price lists shall be used as the basis for the development of maintenance charges submitted to the Government. The Contractor shall submit all applicable OEM pricing on any invoice submitted to the Government.

1.6.13.2. **Non-Proprietary Listed Parts:** Payments for parts and materials which are not contained within any published price lists shall be limited to the contractor’s actual cost. Any request for payment submitted to the Government must specifically identify Non-Proprietary parts and materials.

1.6.14 Data Rights: The Government has unlimited rights to all documents/material produced under this contract. All documents and materials, to include the source codes of any software, produced under this contract shall be Government owned and are the property of the Government with all rights and privileges of ownership/copyright belonging exclusively to the Government. These documents and materials may not be used or sold by the contractor without written permission from the Contracting Officer. All materials supplied to the Government shall be the sole property of the Government and may not be used for any other purpose. This right does not abrogate any other Government rights.

1.6.15 Organizational Conflict of Interest: Contractor and subcontractor personnel performing work under this contract may receive, have access to or participate in the development of proprietary or source selection information (e.g., cost or pricing information, budget information or analyses, specifications or work statements, etc.) or perform evaluation services which may create a current or subsequent Organizational Conflict of Interests (OCI) as defined in FAR Overhaul Subpart 9.5. The Contractor shall notify the Contracting Officer immediately whenever it becomes aware that such access or participation may result in any actual or potential OCI and shall promptly submit a plan to the Contracting Officer to avoid or mitigate any such OCI. The Contractor's mitigation plan will be determined to be acceptable solely at the discretion of the Contracting Officer and in the event the Contracting Officer unilaterally determines that any such OCI cannot be satisfactorily avoided or mitigated, the Contracting Officer may effect other remedies as he or she deems necessary, including prohibiting the Contractor from participation in subsequent contracted requirements which may be affected by the OCI.

1.6.16 Safety: The contractor shall ensure all construction for this project is completed within 29 CFR (Code of Federal Regulation) 1910, OSHA General Standards and 29 CFR 1926, to include OSHA Construction Standards, Unified Facilities Criteria (UFC) 3-580-01 Telecommunications Building Cabling Systems Planning and Design, Unified Facilities Criteria (UFC) 3-600-01 Fire Protection Engineering for Facilities, UFC 4-010-01 Minimum Antiterrorism Standards for Buildings, International Building Code, and Uniform Mechanical Code, and DA Technical Guide for Installation Information Infrastructure Architecture (I3A) July 2008. Furthermore, all electrical work shall comply with NFPA Life Safety Code 101, the latest edition of NFPA 70, (National Electric Code) and NFPA standards for communications.

The contractor shall safeguard public and government personnel, property, and equipment, and avoid interruption of government operations. The contractor will report accidents or losses to the KO as specified in relevant regulations and standards. Whenever the contractor becomes aware of serious or imminent danger to government, civilian or contractor personnel, the contractor shall take immediate corrective action. Prior to starting mobilization or any work activities, all contractor personnel shall receive a safety briefing from Wing Occupational Safety Office (SEG).

1.6.17 Work Area: The contractor shall maintain work areas in a neat, clean, and safe condition. The contractor shall be responsible for providing, installing, and the removal of any temporary signage, barriers, barricade tape, etc. which may be required to control pedestrian and/or vehicle traffic in the work area.

1.6.17.1 Site cleanup
The contractor shall collect all trash, debris, refuse, garbage, etc., which is generated and place it in appropriate containers. The aforementioned materials shall be removed from the site by appropriate means daily, unless otherwise approved by the MO. Disposal may be outside the limits of government property. On-base recycling facilities are available for disposal.

1.6.17.2 Confined Space
Contractor personnel entering spaces on Aviano AB Italy are responsible for the safety of their personnel and for their own permit space program as outlined in AFI 91-203. The contractor shall submit a completed Confined Space Entry Permit, AF Form 1024, and proof of their Confined Space Entry Safety training. The site POC shall support the coordination of confined space operations with the Base Safety Office prior to start of work. The primary contractor is responsible for all contractor personnel confined space operations.

1.6.18 Accessing Aviano AB: Aviano AB is an Italian Air Force base, with the authority to allow or deny access to their base. The contractor shall notify the government at least 45 days in advance of an onsite visit to Aviano AB. The contractor shall submit all necessary documentation and requested information within two business days of request; else risk not being granted access to Aviano AB for the dates requested.
In the event contractor personnel are not able to access Aviano AB, the contractor shall bear all responsibilities for additional travel costs and account for the project delays accordingly.

1.6.18.1 Duration of Visit
The requirements for visiting Aviano AB vary depending on the length of the visit being less than 90 days or greater than 90 days. Copies of passports, social security numbers, and other personally identifiable information will be required. Lead time for both processes is six weeks.

1.6.18.2 Less than 90 days
For site visits lasting fewer than 90 days, an Installation Access Request (IAR) is required. The contractor shall complete this government-provided form six weeks prior to travel. This allows for any corrections, 31 CS Commander's signature, plus the 30-day lead time to route to the proper ITAF authorities. The IAR can only be requested for 1 month at a time.

1.6.18.3 Greater than 90
For site visits lasting more than 90 days, a USAFE IMT Form 79, Request for Base Entry Identification, is required. The contractor shall complete this government-provided form six weeks prior to travel. This allows for any corrections

1.6.19 Eagle Eyes Training: The contractor and all associated sub-contractors shall brief all employees on the Eagle Eyes program (training standards provided by the requiring activity Anti-Terrorism Officer (ATO). Eagle Eyes training will be used to inform employees of the types of behavior to watch as well as instruct employees on how to report suspicious activity to the appropriate personnel. Such as people taking pictures, watching them and what buildings have access control, etc. The government will provide an Eagle Eyes training package to the contractor and associated sub-contractor for execution upon acceptance of a contract award. Eagle Eyes training shall be completed within 30 calendar days of contract award and prior to commencing work performance. Training results (number of employees trained) are to be reported to the MP prior to work performance.

1.11 Service Summary

P.O.#	PERFORMANCE OBJECTIVE	PWS Para.	PERFORMANCE THRESHOLD	REMEDY
1.	MAINTENANCE / OPERATION INSPECTION	1.1, 1.4, 5.2	MP Complaint Accuracy: 100%	Any service not performed within the required performance threshold will require contractor to re-perform the service at no cost to the Government
2.	MAINTENANCE REPORTS	1.4.1, 5.2	MP Complaint Accuracy: 100%	If the reports do not meet the minimum requirements the contractor will re-submit them within 24 hours of notification.
3.	TRAINING	1.4.2, 5.3	MP Complaint Accuracy: 100%	If the required training does not meet the minimum requirements the contractor will re-provide it within 24 hours of notification.
4.	EMERGENCY ON SITE	1.4.3, 5.4	MP Complaint Accuracy: 100%	If the required emergency maintenance does not occur, the contractor will re-provide it within the following 24 hours of notification.

PART 2
DEFINITIONS & ACRONYMS

1. **DEFINITIONS AND ACRONYMS:**

2.1. DEFINITIONS:

2.1.1. CONTRACTOR. A supplier or vendor awarded a contract to provide specific supplies or service to the government. The term used in this contract refers to the prime.

2.1.2. CONTRACTING OFFICER. A person with authority to enter into, administer, and or terminate contracts, and make related determinations and findings on behalf of the government. Note: The only individual who can legally bind the government.

2.1.3. DEFECTIVE SERVICE. A service output that does not meet the standard of performance associated with the Performance Work Statement.

2.1.4. DELIVERABLE. Anything that can be physically delivered, but may include non-manufactured things such as meeting minutes or reports.

2.1.5. KEY PERSONNEL. Contractor personnel that are evaluated in a source selection process and that may be required to be used in the performance of a contract by the Key Personnel listed in the PWS. When key personnel are used as an evaluation factor in best value procurement, an offer can be rejected if it does not have a firm commitment from the persons that are listed in the proposal.

2.1.6. PHYSICAL SECURITY. Actions that prevent the loss or damage of Government property.

2.1.7. QUALITY ASSURANCE. The government procedures to verify that services being performed by the Contractor are performed according to acceptable standards.

2.1.8. QUALITY CONTROL. All necessary measures taken by the Contractor to assure that the quality of an end product or service shall meet contract requirements.

2.1.9. SUBCONTRACTOR. One that enters into a contract with a prime contractor. The Government does not have privity of contract with the subcontractor.

2.1.10. WORK DAY. The number of hours per day the Contractor provides services in accordance with the contract.

2.1.12. WORK WEEK. Monday through Friday, unless specified otherwise.

2.2. ACRONYMS:

ATI	Acoustic Technology Inc.
CFR	Code of Federal Regulations
CO	Contracting Officer
COR	Contracting Officer Representative
ETP	Exception to Policy
FAR	Federal Acquisition Regulation
HPSS	High-Power Speaker System
IAR	Installation Access Request
JTR	Joint Travel Regulation
OEM	Original Equipment Manufacturer
OCI	Organizational Conflict of Interest
OCONUS	Outside Continental United States (includes Alaska and Hawaii)
ODC	Other Direct Costs
PWS	Performance Work Statement
QA	Quality Assurance
QAP	Quality Assurance Program
QASP	Quality Assurance Surveillance Plan
QC	Quality Control
QCP	Quality Control Program
UFC	Unified Facilities Criteria

PART 3
GOVERNMENT FURNISHED PROPERTY, EQUIPMENT, AND SERVICES

3. GOVERNMENT FURNISHED ITEMS AND SERVICES:

3.1 Utilities

The Government will provide electricity at the Poles that can provide it. At the Solar Power Poles, no electricity will be furnished. The Contractor shall instruct employees in utilities conservation practices. The contractor shall be responsible for operating under conditions that preclude the waste of utilities, which include turning off the water faucets or valves after using the required amount to accomplish cleaning vehicles and equipment.

PART 4
CONTRACTOR FURNISHED ITEMS AND SERVICES

4. CONTRACTOR FURNISHED ITEMS AND RESPONSIBILITIES:

3.1 General

The Contractor shall furnish all supplies, equipment, facilities and services required to perform work under this contract that are not listed under Section 3 of this PWS.

3.2 Materials

The Contractor shall furnish all materials required to perform work under this contract that are not listed under Section 3 of this PWS.

3.3 Equipment

The Contractor shall source any required equipment, to include high bucket trucks to access the speakers and drivers that sit atop the Poles

PART 5
SPECIFIC TASKS

5. Specific Tasks:

5.1. Basic Services. The contractor shall provide services for an annual preventative maintenance and inspection of the Aviano Giant Voice system to identify and report system weaknesses and required component replacements. The vendor shall provide yearly training to 31 CS technicians on system maintenance and daily operations. Additionally, this establishes a contract vehicle for emergency on-site maintenance support throughout the system's lifecycle

5.2 Annual On-Site Preventative Maintenance and Inspection shall include:
- Archive all data files in the Acoustic Technology Inc (ATI) software system
- Verify communication and adjust the Giant Voice towers and the Control Station's receive and transmit RF radio levels
- Verify the power supply, whether AC or Solar Power, and battery charger voltages
- Perform a load test on all batteries
- Test each Giant Voice Tower locally
- Verify speaker head and amplifiers
- Confirm the obstruction lights on top of Poles CL306, CL196, CL217, CL037 and CL230 are operational IAW Unified Facilities Criteria (UFC) 3-535-01
- Check integrity of wiring connectors, all grounding, bonding, shielding and electrical power connections must comply with the following standards:
Grounding, Bonding and Shielding: MIL-STD-188-124C and MIL-HDBK 419A (Vols I & II)
Electrical Power: NFPA 780 and UL 96
Bonded Connections: RUS Bulletin 1753F-803 (PE-33) and NEC Articles 230, 250, 280, 800 and 810.
- Verify all system statues within the operator software, to confirm proper operation
- Confirm wattage output of the radio and check integrity of antennas and cables
- Inspect enclosures for signs of rust and inspect outdoor gaskets
- Perform a silent test and activations (live broadcast, pre-recorded messages and tones) to verify system operation
- Provide a system health report to 31 CS/SCXP

5.3 Annual training for the 31 CS technicians shall include:
- Training for up to twenty (20) students utilizing a government approved training plan
- Training shall cover setup, configuration, operations and user diagnostics, repair and replacement
- Training shall include step-by-step instructions on the utilization of all features, including basic troubleshooting steps.
- Instructional sessions shall be permitted to be recorded for future training purposes

5.4. Emergency On-Site Maintenance:
- **Telephone Support**: The Contractor shall provide telephone support to the Government at Aviano Air Base at no additional cost. The purpose of this support is to diagnose and resolve technical issues remotely.
- **On-Site Field Service:** In the event a reported issues cannot be resolved remotely via telephone support the Contractor shall be required to dispatch a Field Service Representative to perform corrective maintenance or provided other required on-site service.
- **Invoicing for On-Site Services:** For any On-Site services rendered, the Contractor shall submit an itemized invoice to the designed COR or CO for payment. The Government shall not be liable for any charges not explicitly detailed and itemized on the corresponding invoice. The invoice shall detail all applicable charges, including, but not limited to:
    a) Labor house at the contractually agreed-upon rate
    b) Travel and per diem expenses IAW JTR-approved rates
    c) Pre-Approved costs for any rental expenses

5.5. Out of Service Equipment Replacement
When replacing out of service (e.g. broken, faulty or obsolete) equipment, the contractor shall acquire and install parts complying with manufacturer requirements. The contractor shall deliver the required List of Materials (LoM) to the Government for consideration.

PART 6
APPLICABLE PUBLICATIONS

6. APPLICABLE PUBLICATIONS (CURRENT EDITIONS)

The Contractor must abide by all applicable regulations, publications, manuals, and local policies and procedures.

UFC 3-535-01, *Visual Air Navigation Facilities with Change 4*
UFC 4-021-01, *Design and O&M of Mass Notification Systems*
AFI 10-2501, *AF Emergency Management Program Planning and Operations*
Executive Order 13407, *National Public Alert and Warning System*
Secretary of Defense Memo, *Final Recommendations of the Ft. Hood Follow-on Review*
DoDI 6055-17, *DoD Installation Emergency Management (IEM) Program, incorporating change 1*
OSHA CFR 29 Part 1910-268, *Telecommunications*
FEMA, *Outdoor Warning Systems Guide*
Motorola Standards and Guideline for Communications Sites "R56," 68P81089E50 Manual
Technical Order (TO) 31-10-24, *Installation Practices-Communications Systems Grounding, Bonding, & Shielding*
ANSI/TIA/EIA-607 (1994), *Commercial Building Grounding and Bonding Requirements for Telecommunications*
NFPA 70 (2011), *National Electrical Code*
NFPA 72 (2013), *National Fire Alarm Code*

PART 7
ATTACHMENT LISTING

7. <u>Attachment List</u>:

7.1. Attachment 1 – Aviano Giant Voice Network Layout

7.2. Attachment 2 – Aviano Logical Diagram

7.3 Attachment 3 – Giant Voice Pole Configuration

7.4 Attachment 4 - Original Equipment Manufacturer (OEM) Price Listed Parts

ATTACHMENT 1

Aviano Giant Voice Network Layout

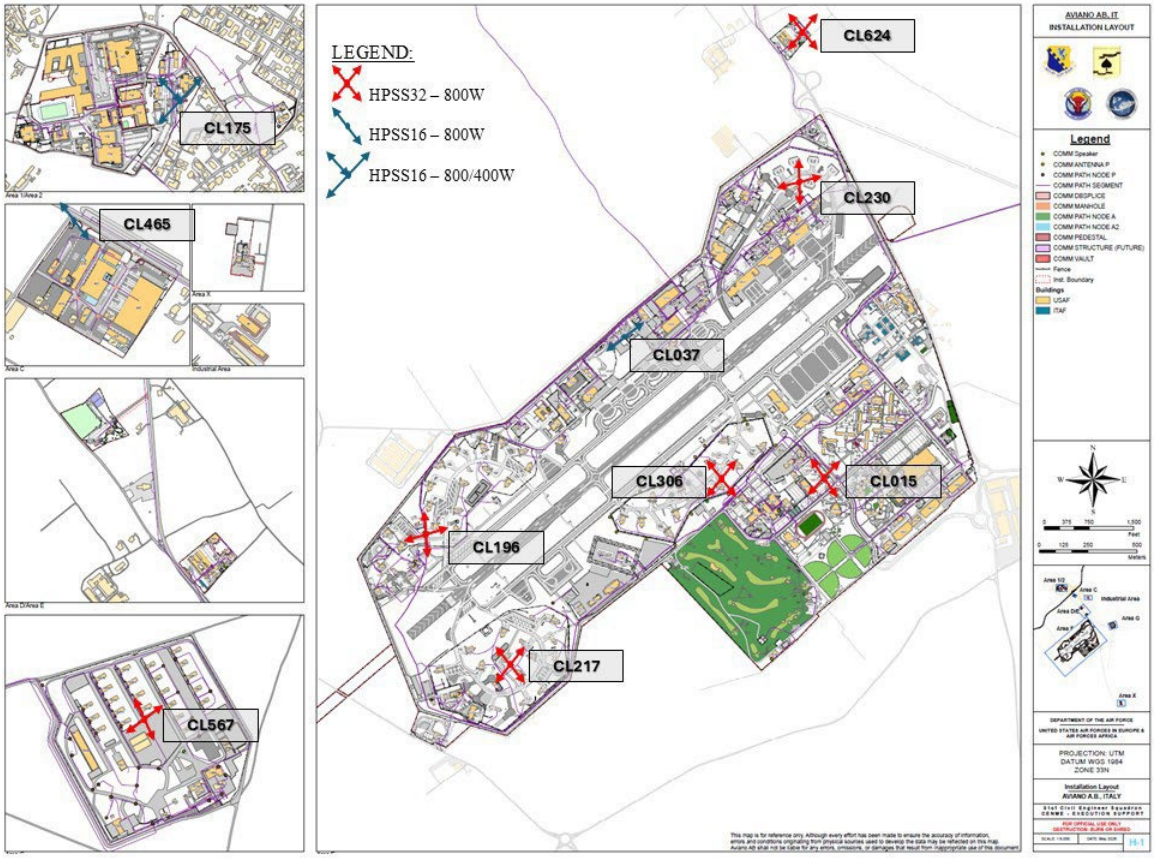

CL175	46,067000, 12.580825
CL465	46.063233, 12.592661
CL567	46.042500, 12.631944
CL264	46.049444, 12.606111
CL230	46.042703, 12.606456
CL037	46.035633, 12.595175
CL196	46.026431, 12.582269
CL217	46.020408, 12.588386
CL306	46.028734, 12.601019
CL015	46.029611, 12.608694

ATTACHMENT 2

Aviano Logical Diagram

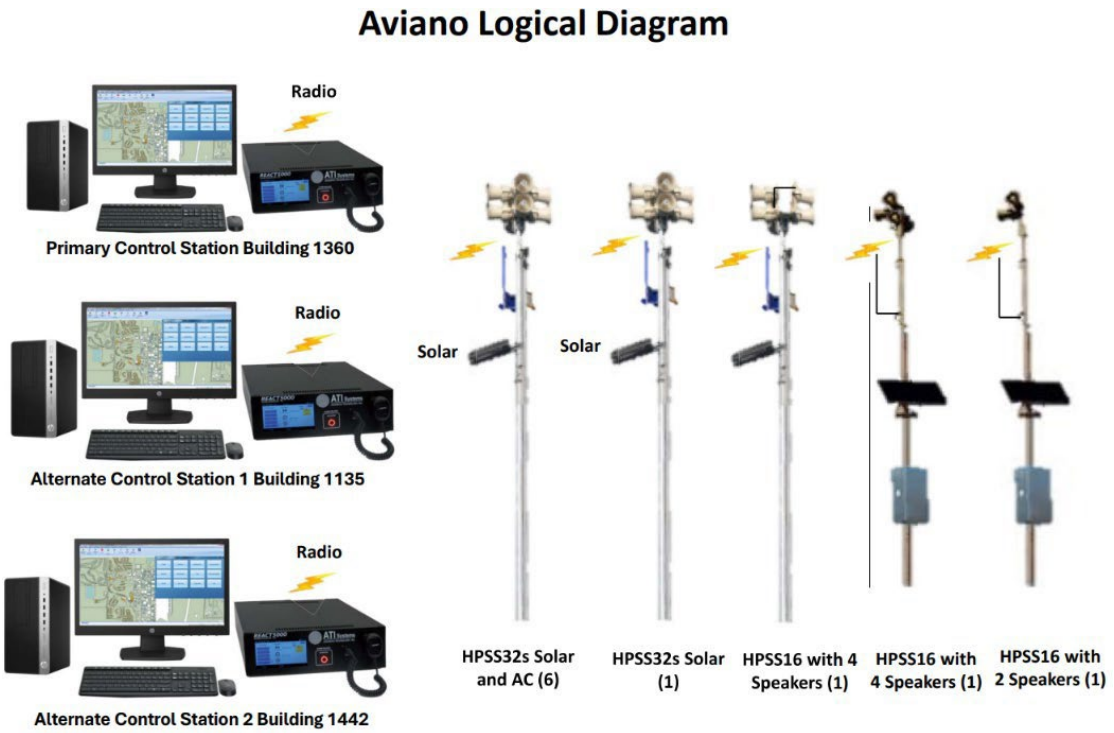

ATTACHMENT 3

Giant Voice Pole Configuration

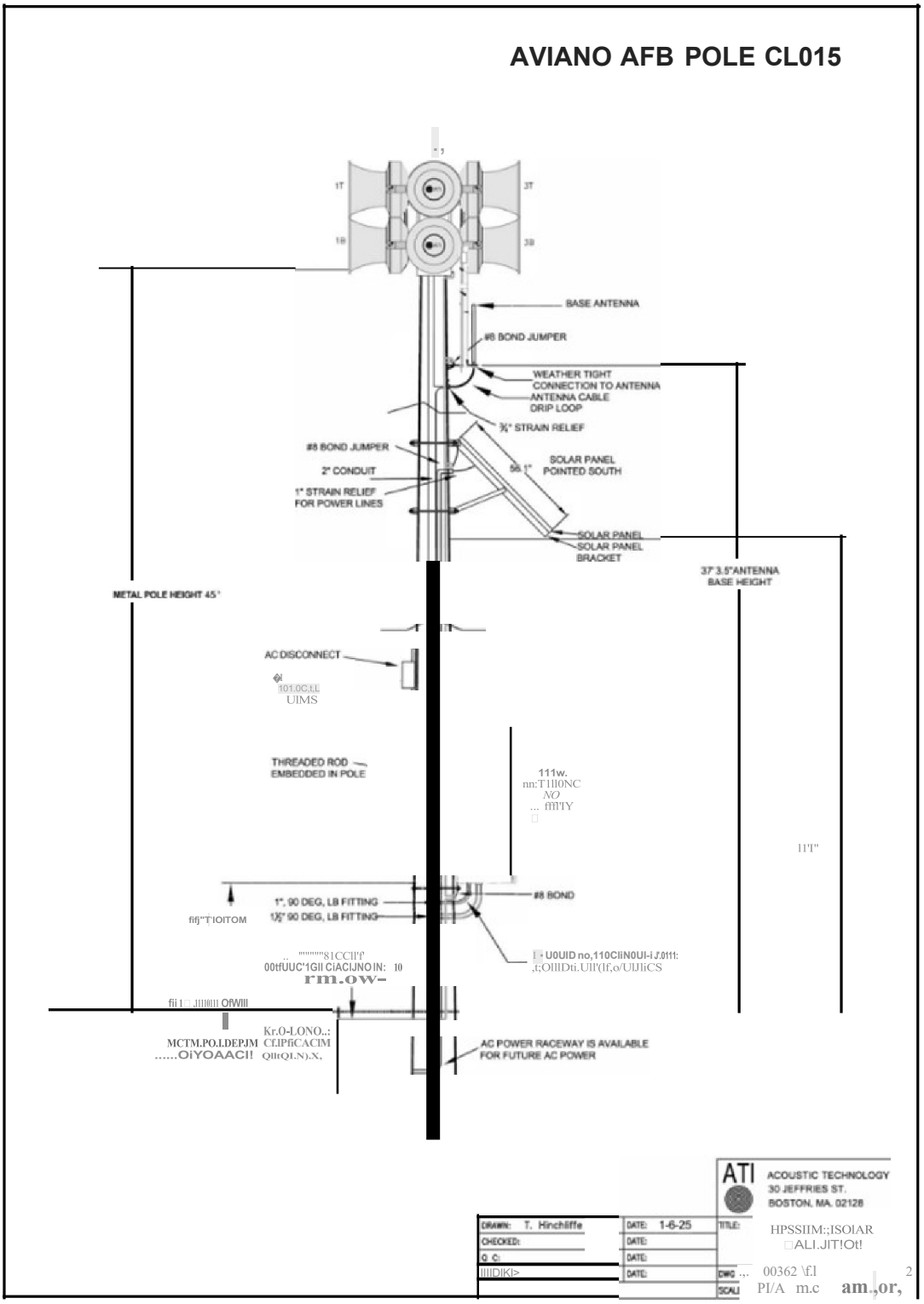

AVIANO AFB POLE CL306

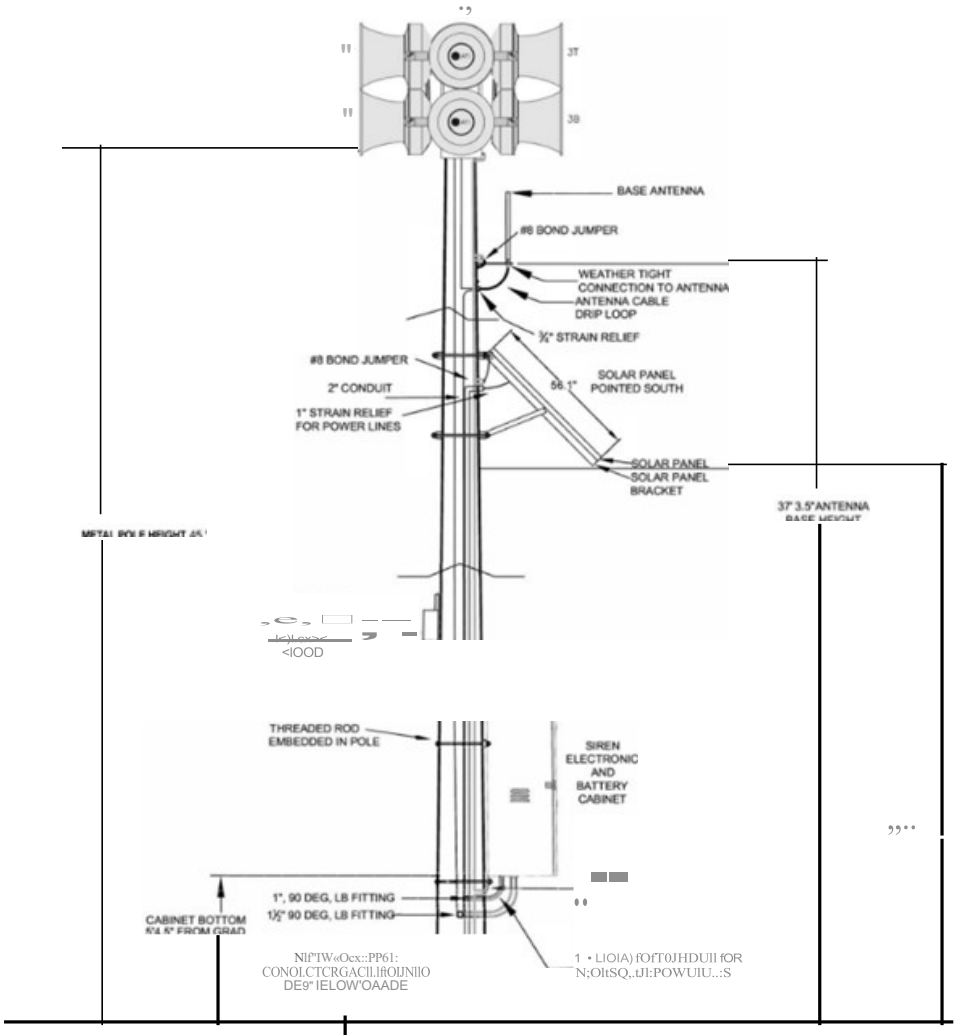

MITN.POU Off'TH C',i0H6tCV0
ff' KIOW OA0UNOROO

IICJIIOW(A AAa'I\AYISAVM.NIU
,-<::il'A/T\ltf K;

1

ATI IICOUSTC IICHHOLOGY INC
30A:f"""1!!ar
80STOH, MA.OJ:IH

TITLE: t-PSS1GAC/SOIAR
t<STAU/<TION

DWG NO: 90362 V3
SCALE: N/A SIZE: O SICDI I or I

AVIANO AFB POLE CL217

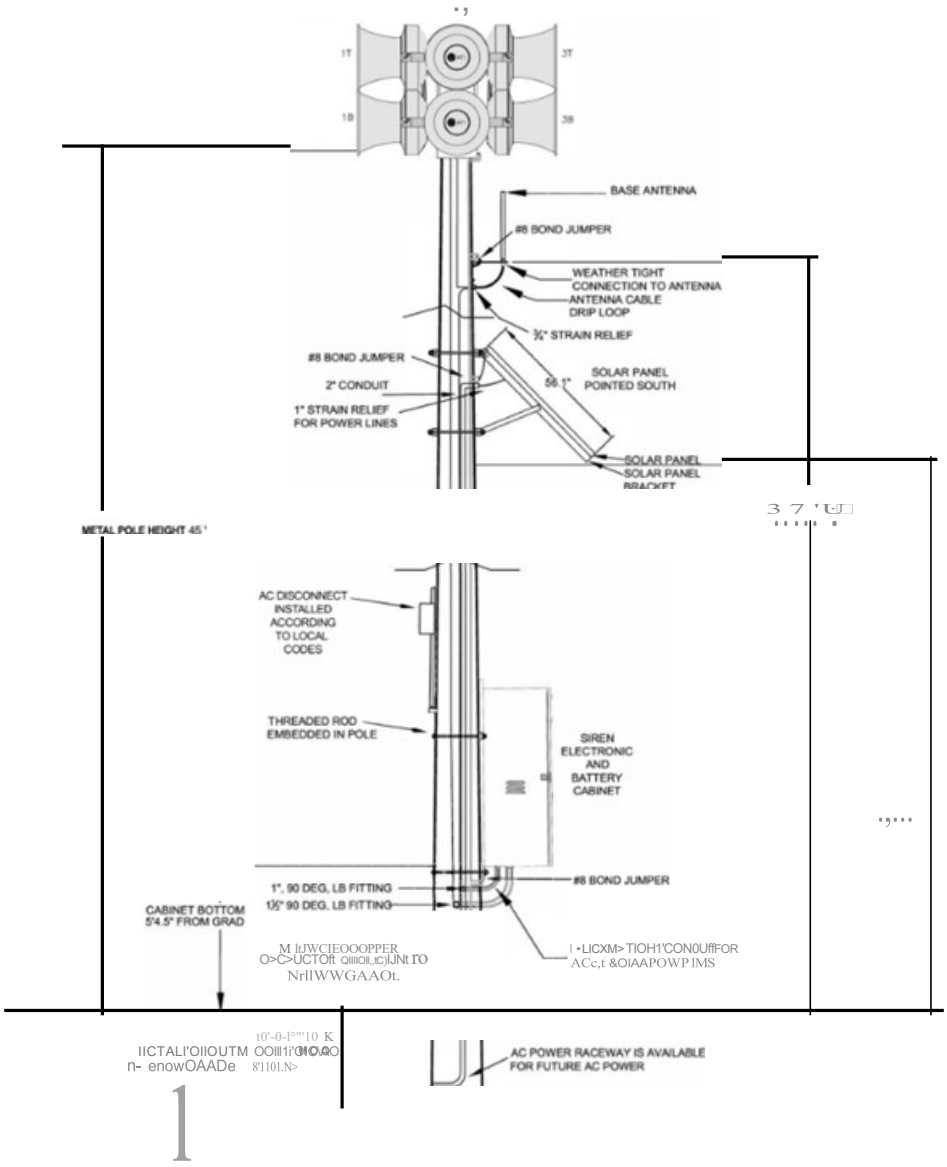

ATI

SSI8At:./S0t.AR

INSTAUAJtON

1

AVIANO AFB POLE CL196

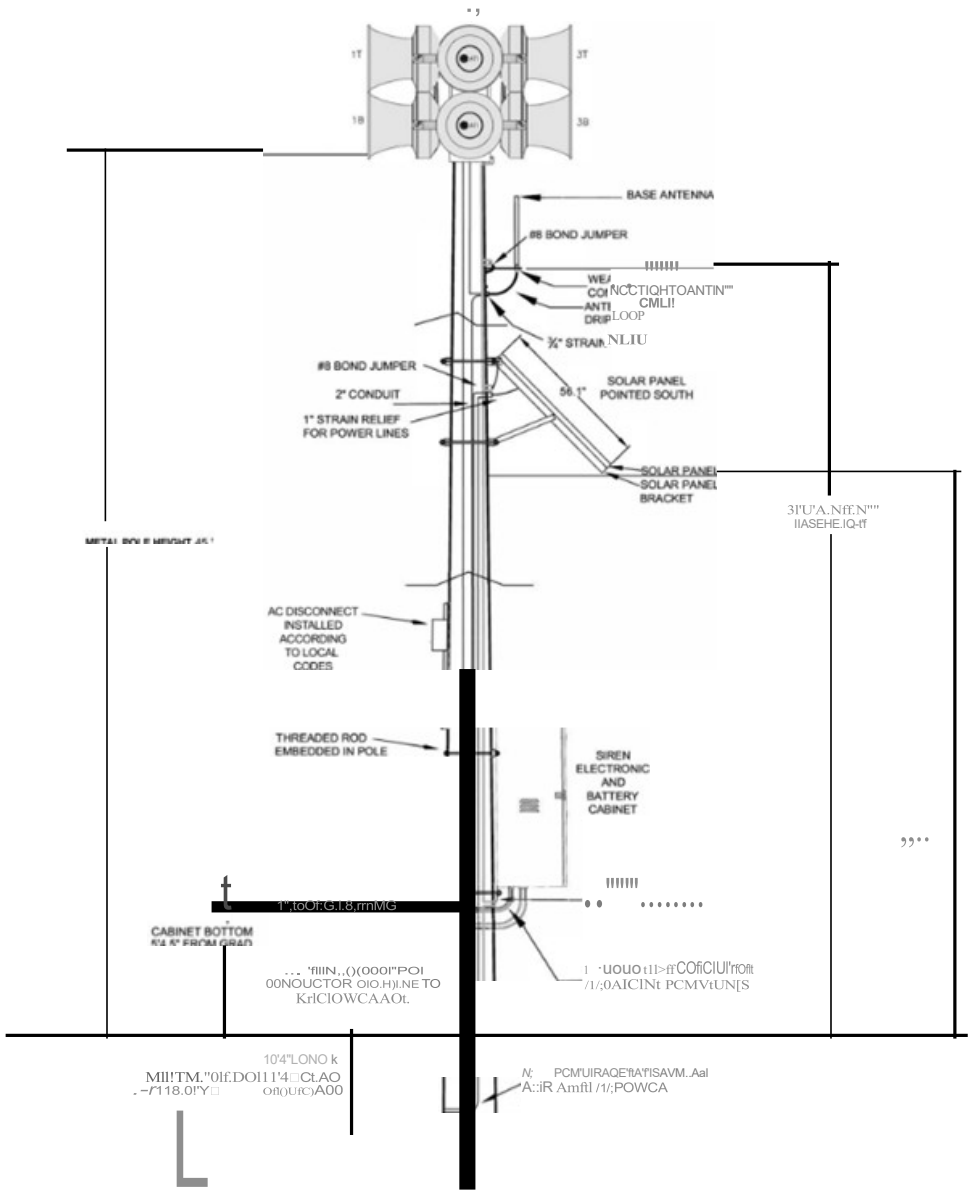

ATI
NXIUSI'IC □ YINC
1 CD Fff1;1U ST
eo&TOftW..021?8

DATE: 1-6-25	TITLE: HPSS16,C,/SOLAR NSTAUATION
DATE:	
DATE:	
DWG NO: 90362 V3	

AVIANO AFB POLE CL037

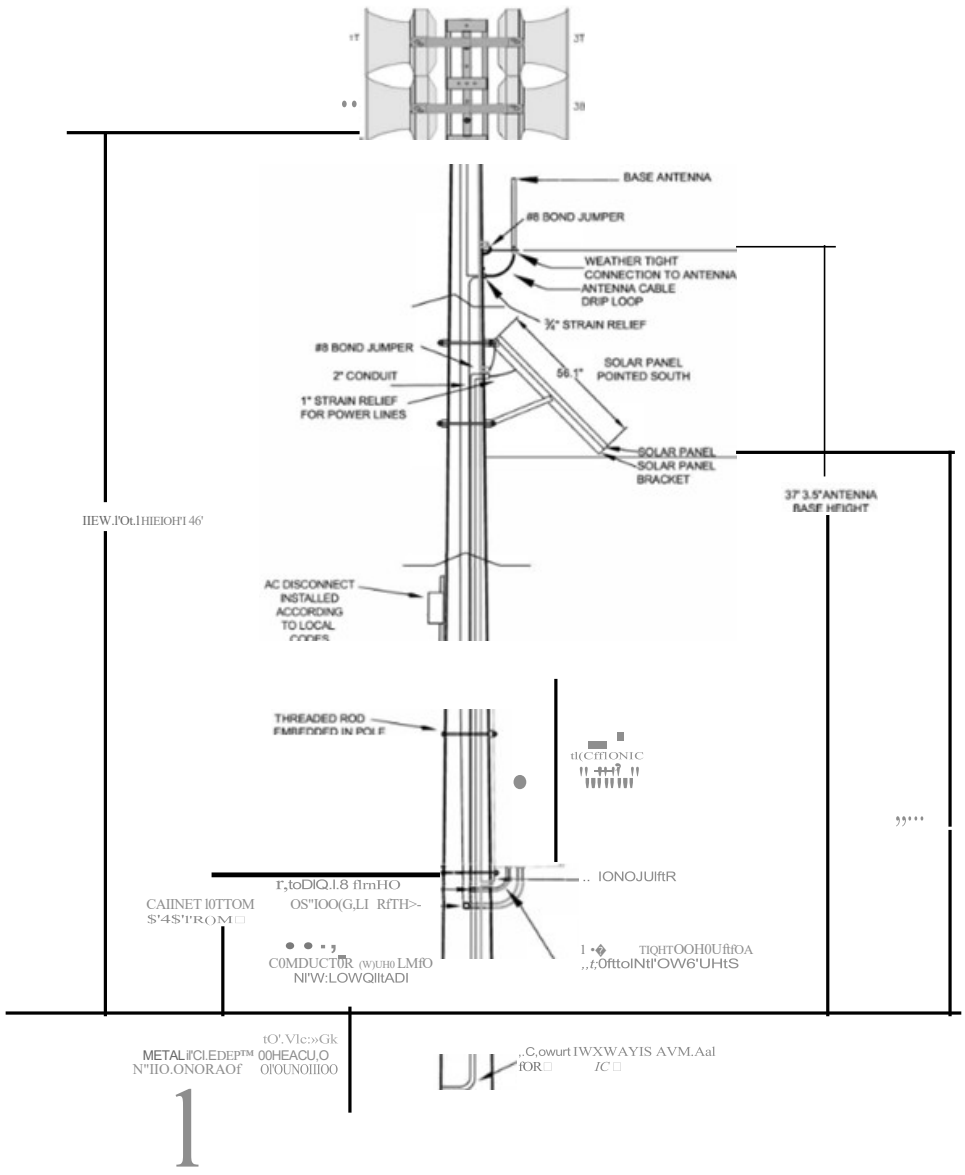

ATI
ACOUITI'IC::lt.c;HHOl.00'1'it,ç.
)OJ1ft11IU ST
IOSTON.MA.02128

TITLE: K'SS18,C, / SOLAR INSTALLATION

DWG NO: 90362 V3

2

AVIANO AFB POLE CL230

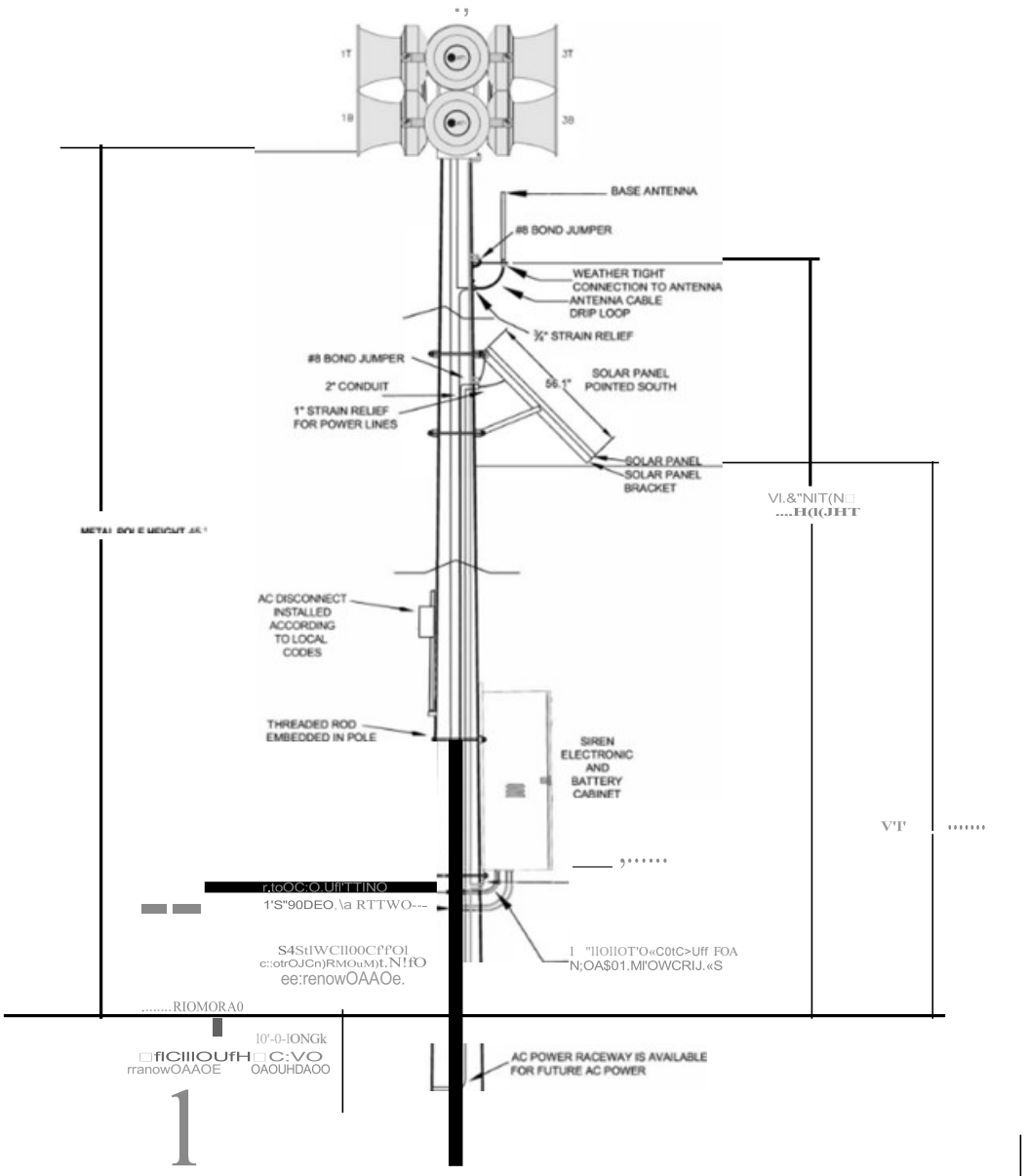

ATI ACOUITIC fICHNOIOCV INC
80STOH.MA.0212t

T. lfNHne | 1-6-25 | HPSSI&AC/SOIAA NSTAUATION

AVIANO AFB POLE CL624

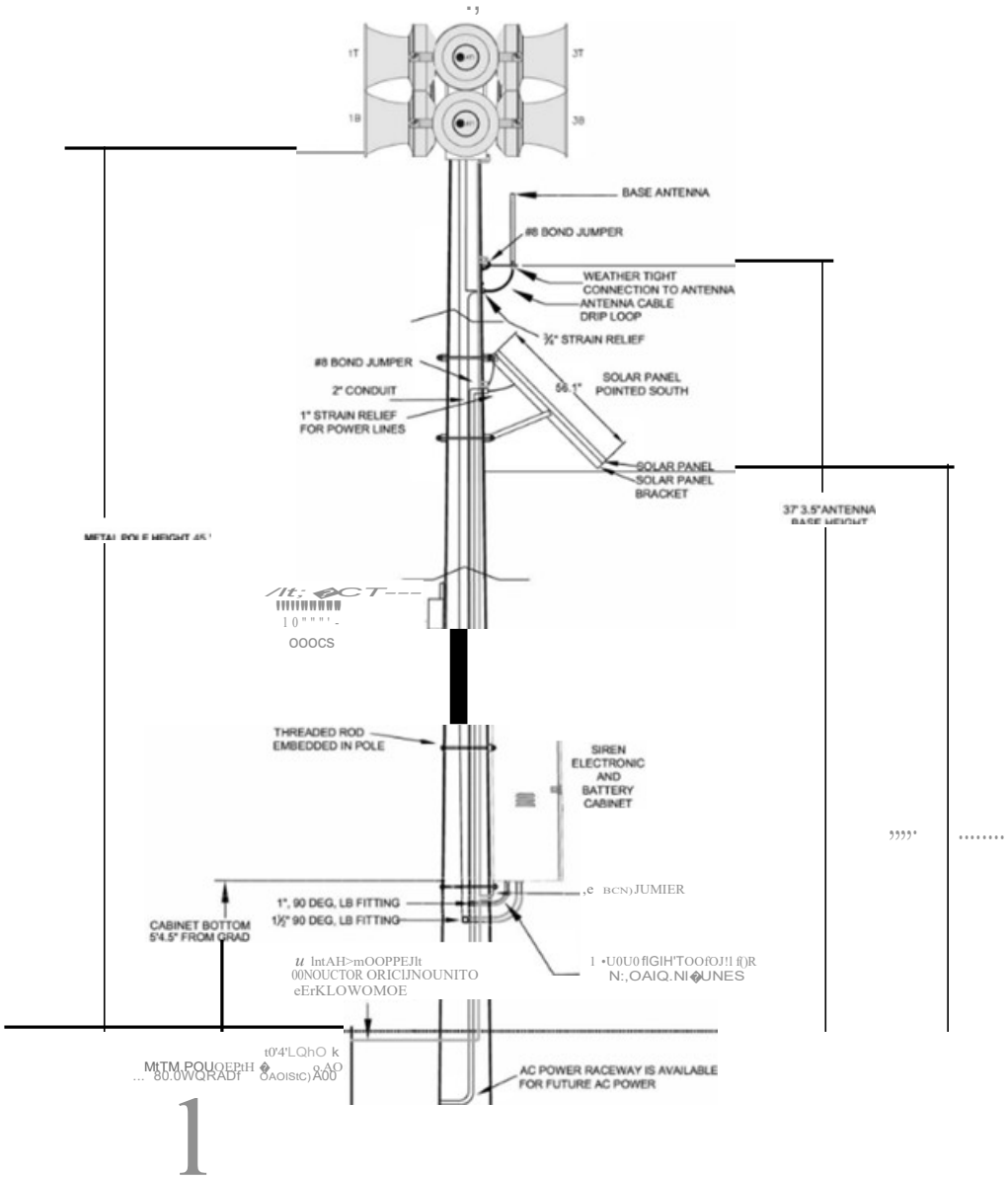

1

ATI ACOUSnCTI.CHJ,I()(IG'flftIC ,OMHtQST 80ST0H.W..0112t

T. H"tdlafe	1 ⁞⁞ 1 ⁞⁞⁞ 1 ⁞⁞⁞ 1 ⁞

AVIANO AFB POLE CL567

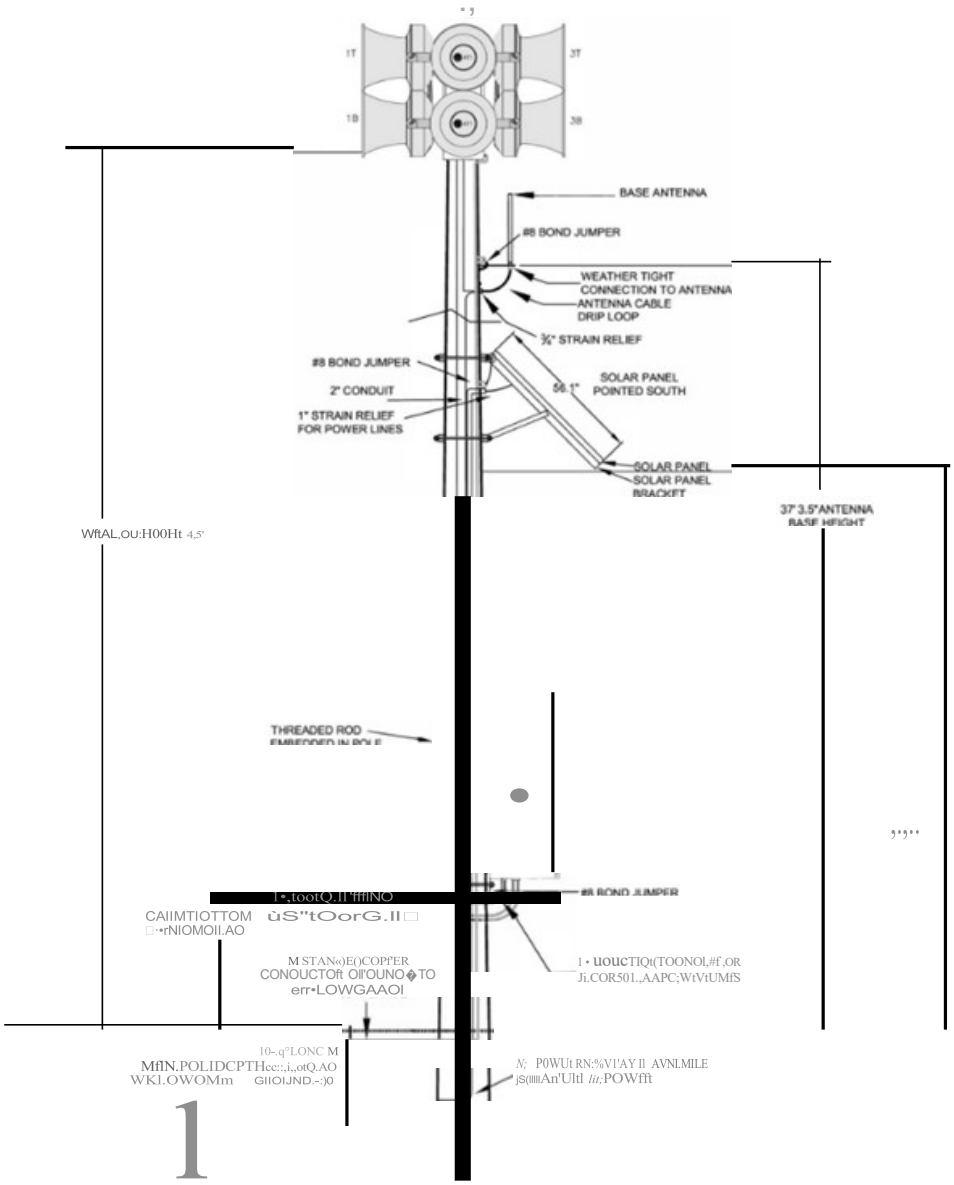

ATI ACOUSTIC TttHHOI.OOV INC.
,OJUrRCIIT
IOtTON.MA..02128

!HPSS16SOLAR
!NSTAU.ATION

DWG NO: 90362 V3		REV:	2
SCALE: N/A	SIZE: D	SHEET: 1 OF 1	

AVIANO AFB POLE CL465

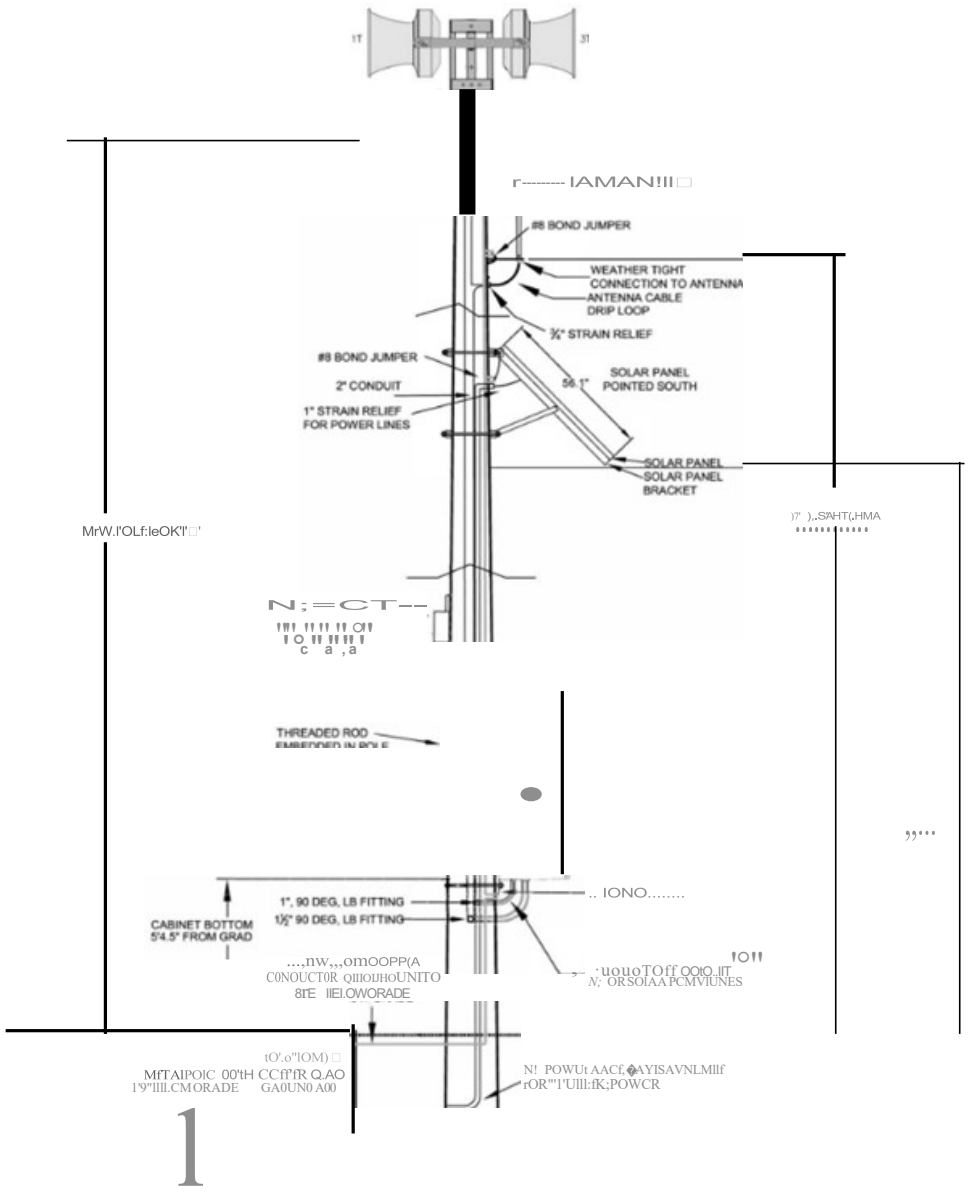

1

ACOuSTIC TCC...c:ILOOY IHC
».it,,..aar
IK)STOH.MA.0212'

DRAWN: T. Hinchliffe
DATE: 1-6-25
TITLE: 14>SS16AC/SCI.AR INSIN..LATION
DWG NO: 80362V3

2

AVIANOAFB POLE CL175

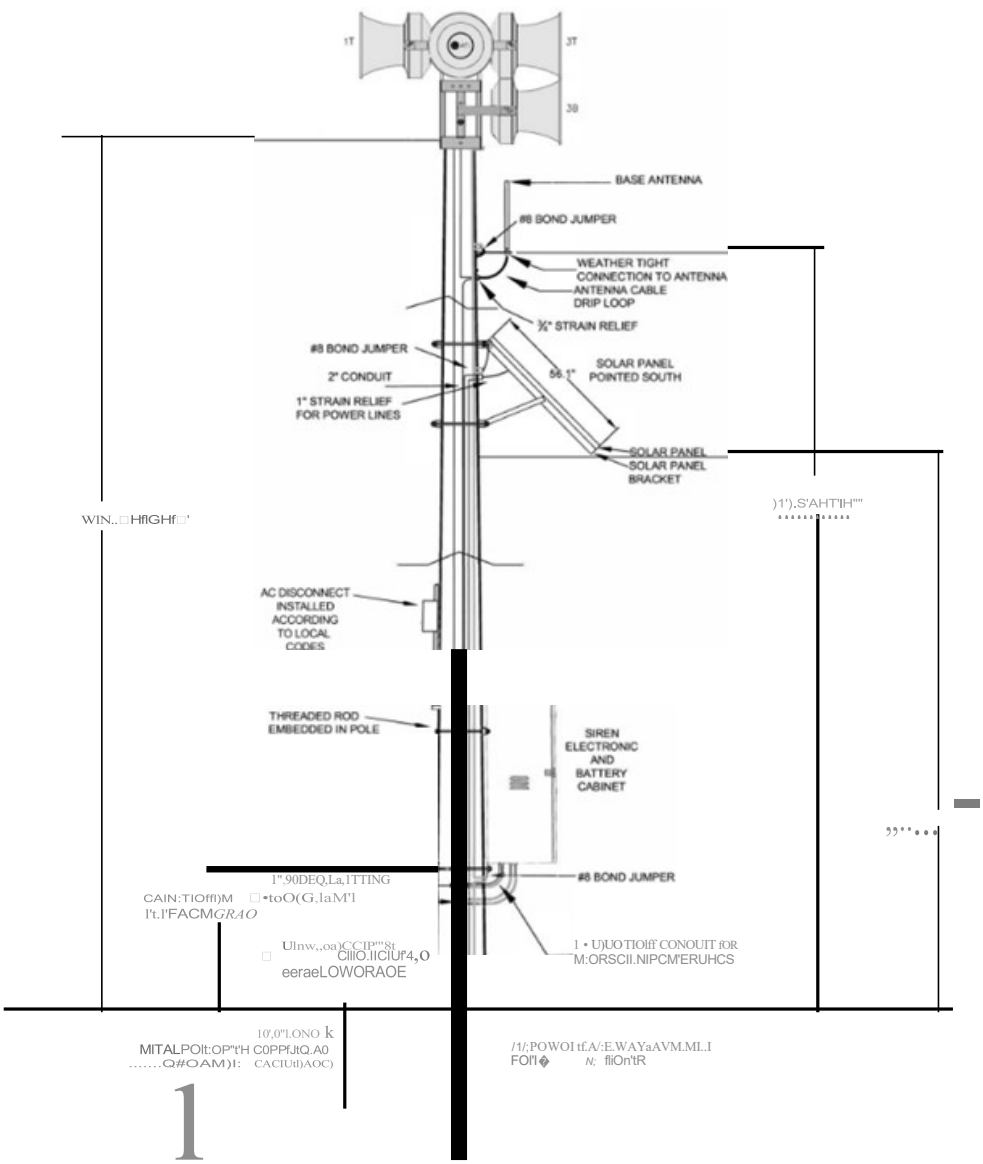

ATI A00UITIC TO::HNOLOGY.: ,OA:HRIUSf IOSTI)N.MA.CI:2121

DRAWN: T. Hinchliffe
CHECKED:
Q C:
RELEASED:

HPSS16,C./SQ,.A,R NSTN.IATIOO

M:tc90382V3 fltY

ATTACHMENT 4

Original Equipment Manufacturer (OEM) Price Listed Parts

Part No.	Product Name	Product Description	Unit of Issue	Price
FCP-TRU	FCP-RTU Unit	FCP-RTU Unit - Interfaces to a Fire Control Panel (FBC) and transmits status information to the ATI Control Station. This status information may be used to activate alarm tones and messages or displayed status on the Monitor. Requires (2) Battery BAT12V18. Radio, Antenna and battery sold separately.	Each	$5,843.83
HPSS16 (4)	High Powered Speaker Station	"High Powered Speaker Station provides 1600 watts of audio power. Includes a NEMA4X stainless steel siren enclosure with an attached ventilated battery compartment, enclosure mounting bracket and mounting hardware. Enclosure contains a Class D amplifier integrated with a controller, a conventional VHF or UHF radio, an intrusion switch, a temperature compensated battery charger and a power ON/OFF circuit breaker. Stationary Speaker Head includes (4) 400W speaker horns with drivers, 50 feet of speaker cable, and a speaker pole top mounting bracket. Batteries and Antenna equipment sold separately. Note: HPSS16 requires 2 batteries per unit for AC and 4 batteries per unit for solar. Includes the above equipment using (4) 400Watt Speakers".	Each	$14,431.53
HPSS16 (2)	High Powered Speaker Station	High Powered Speaker Station provides 1600 watts of audio power. Includes a NEMA4X stainless steel siren enclosure with an attached ventilated battery compartment, enclosure mounting bracket and mounting hardware. Enclosure contains a Class D amplifier integrated with a controller, a conventional VHF or UHF radio, an intrusion switch, a temperature compensated battery charger and a power ON/OFF circuit breaker. Stationary Speaker Head includes (4) 400W speaker horns with drivers, 50 feet of speaker cable, and a speaker pole top mounting bracket. Batteries and Antenna equipment sold separately. Note: HPSS16 requires 2 batteries per unit for AC and 4 batteries per unit for solar. Includes the above equipment using (2) 400Watt Speakers.	Each	$12,293.09
HPSS16 (3)	High Powered Speaker Station	"High Powered Speaker Station provides 1600 watts of audio power. Includes a NEMA4X stainless steel siren enclosure with an attached ventilated battery compartment, enclosure mounting bracket and mounting hardware. Enclosure contains a Class D amplifier integrated with a controller, a conventional VHF or UHF radio, an intrusion switch, a temperature compensated battery charger and a power ON/OFF circuit breaker. Stationary Speaker Head includes (4) 400W speaker horns with drivers, 50 feet of speaker cable, and a speaker pole top mounting bracket. Batteries and Antenna equipment sold separately. Note: HPSS16 requires 2 batteries per unit for AC and 4 batteries per unit for solar. Includes the above equipment using (3) 400Watt Speakers".	Each	$13,361.74
HPSS32	High Powered Speaker Station	High Powered Speaker Station provides 3200 watts of audio power. Includes a NEMA4X stainless steel siren control enclosure with an attached ventilated battery compartment, enclosure mounting bracket and mounting hardware. Enclosure contains a Class D amplifier integrated with a controller, an auxiliary Class D amplifier with an interconnecting cable, an intrusion switch, a temperature compensated battery charger and a power ON/OFF circuit breaker. Stationary Speaker Head includes, (8) 400W speaker horns with drivers, 50 ft of speaker cable, hardware and a speaker pole mounting bracket. Radio, Batteries and Antenna equipment sold separately. Note: HPSS32 requires 4 batteries per unit.	Each	$19,496.53
ICG	Intelligent Control Gateway Board	Intelligent Control Gateway Board- controller with powerful 32-bit ARM processor and multiple interfaces (Ethernet, USB, CANbus, RS232, RS485, radio and telephone). Improved Ethernet/IP interface allows IP communication between ATI units while supporting enhanced features like IPv6 and advanced security. Additional I/O, including relays and 8 watt audio amplifier, provides flexible local interconnection. Also provides digital storage for pre-recorded voice messages in field units.	Each	$1,379.24

ISU	Indoor Speaker Unit	Indoor Speaker Unit - includes IP65 cabinet, Controller, local control push buttons, tone generator automatic gain control for live PA , intrusion switch, one 400 watt Class-D audio amplifier, ON/OFF circuit breaker and battery charger. radio, speakers, Strobes, Batteries and Antenna equipment sold separately. Unit does not include speaker and strobe cable. Note: The ISU requires (2) 12V18AH batteries per unit sold seperately.	Each	$5,743.07
LOC	Local Operating Console	Local Operating Console (HPSS/ISU/OSU/RTU) Enables mounting an LOC up to 200 feet away from Mass Notification panel. Provides user local control, includes LCD screen, Noise-Canceling microphone, and IP65 push-button membrane. Simple menu system includes the capabilities to view status feedback and diagnostics, initiate pre-recorded voice messages, and make Live Voice announcements using the attached microphone. Up to 15 LOC s can be connected and distributed.	Each	$3,439.09
MHPSS	Mobile High Powered Speaker Station	Mobile High Powered Speaker Station provides 1600 watts of audio power. Includes a NEMA4X stainless steel siren enclosure with an attached ventilated battery compartment, enclosure mounting bracket and mounting hardware. Enclosure contains a Class D amplifier integrated with a controller, an intrusion switch, a temperature compensated battery charger and a power ON/OFF circuit breaker. Stationary Speaker Head, includes (4) 400W speaker horns with drivers and speaker cable. Siren Trailer includes telescopic speaker pole, standard type bolt-on drawbar eye for vehicle transportation, Front and rear expanding leveling jacks, utility cabinet and rear/side vehicle lights. Radio, Batteries, Antenna, Solar Panels, Gas Generator equipment sold separately. Note: M-HPSS16 requires 2 batteries per unit, 4 batteries for solar power. D amplifier integrated with a controller, an intrusion switch, a temperature compensated battery charger and a power ON/OFF circuit breaker. Stationary Speaker Head, includes (4) 400W speaker horns with drivers and speaker cable. Siren Trailer includes telescopic speaker pole, standard type bolt-on drawbar eye for vehicle transportation, Front and rear expanding leveling jacks, utility cabinet and rear/side vehicle lights. Radio, Batteries, Antenna, Solar Panels, Gas Generator equipment sold separately. Note: M-HPSS16 requires 2 batteries per unit, 4 batteries for solar power.	Each	$57,000.50
OSU-400	Includes OSU with 400W Output	Includes OSU with 400W output, requires (2) 12V18AH	Each	$5,438.25
PA-RTU	PA Interface RTU Unit	PA Interface RTU Unit - Control and operates an existing In-Plant Paging System. The unit includes a switch balanced 600 ohm and line level adjustable audio outputs. This Unit allows for remote activations of alarm tones, live PA (from the ATI system) and Pre-Recorded messages to be played through the existing interfaced PA system. Radio, Antenna, battery and Digitized Pre-Recorded Voice Message Board sold separately. Requires (2) Batteries BAT12V18. Radio, Antenna and battery sold separately.	Each	$5,843.83
R5000 CAN I/O	CAN I/O Board-Additional I/O Add-on	CAN I/O board- Additional I/O add-on for REACT5000, Adds the following I/O capability to the REACT5000 (in addition the base I/O): (8) Opto-Isolated Inputs, (8) Dry-contact signaling relays, (10) monitored PB Inputs.	Each	$1,193.98
R5000 RPCU	REACT5000-Radio Communications Power Unit	REACT5000- Radio Communication Power Unit (RCPU) Separate Enclosure (rackmounted or desktop) that houses wireless communication devices. Radio/Antenna/RF cabling etc. NOT included, must be purchased separately as per system requirements). 12V 12 Amp power supply, Universal 90-264VAC input, battery status monitoring with 8 hours of standby operation- powers radio and can also power REACT5000 DCCU at distances < 100ft. Used for housing wireless communication components such as 2-way Analog/Digital,) UHF/VHF Mobile radio, Cellular or Satellite Modem. requires 12V 7AH battery-not included, Radio Not Included.	Each	$2,220.99

R5000 TI	Telephone Interface	Telephone interface- Addition I/O add-on for REACT5000. Adds the analog, 2/4 wire phone interface, for external dial in access or dialing out. Includes 600-ohm, balanced isolation transformers.	Each	$601.48
REACT5000 CCU	REACT5000 Communication Control Unit	REACT5000 Communication Control Unit - Includes enclosure which can be used for desktop mounting or rackmounting (3U) for ATI Mass Notification System, at least 1 required per system. 7 touch screen for user interface, 8 watt amplifier with 1W internal speaker, connection for external speaker, (2) Supervised Push Button Inputs, (1) 12VDC Strobe Output 1A max, (2) Signaling Relay Outputs, microphone input, RJ45 Ethernet Port, Line level Audio Input and output with 8 hours of standby operation.	Each	$4,591.74
REACT5000 DCCU	REACT5000 Desktop CCU	REACT5000-Desktop CCU - Desktop Central Control Unit (CCU) for ATI Mass Notification System, at least 1 required per system. Ethernet Communication Only, must add REACT5000 RCPU (below) for radio support. 7 touch screen for user interface, 8W amplifier with 1W internal speaker, connection for external speaker, (3) Supervised Push Button Inputs, (1) 12VDC Strobe Output 1A max, (2) Signaling Relay Outputs, microphone input, RJ45 Ethernet Port, Line level Audio Input and output with 8 hours of standby operation. External 12V UPS and microphone included.	Each	$3,617.86
REACT5000 MCCU	REACT5000 Mobile Central Control Unit	REACT 5000 Mobile Central Control Unit - Includes for ATI Mass Notification System, at least 1 required per system. 7 touch screen for user interface, 8 watt amplifier with 1W internal speaker, connection for external speaker, (2) Supervised Push Button Inputs, (1) 12VDC Strobe Output 1A max, (2) Signaling Relay Outputs, microphone input, RJ45 Ethernet Port, Line level Audio Input and output with 8 hours of standby operation. Internal 12V UPS and Noise cancelling microphone included. requires 12V 7AH battery-not included, Radio Not Included.	Each	$7,204.03
RT-RTU	Radio Transfer Unit	Radio Transfer Unit - Controls a second radio to re-broadcast tones and messages on a different frequency. Radio(s), Antenna, battery and Digitized Pre-Recorded Voice Message Board sold separately. Requires (2) Battery BAT12V18.	Each	$5,486.15
SOFT	Software Package – Two Way Communication	Software Package - Two way communication alarm software platform with graphics screen for control and monitoring. Allows additional CCUs on a system and monitors field sensors. Uses enhanced graphics and incorporates customized map such as Google Earth, GeoBase, or AutoCad similar format showing the basic facility and transportation layers. Identifies and communicates with all outside devices to include HPSS, RTU, ISU, OSU, etc... Provides over 130 configurable events.	Each	$5,323.22
ATI DESENG	Design Engineering	Design Engineering - The system configuration, optimization and firmware development item is a charge that covers initial configuration, optimization, and firmware development issues for each systems specific needs. Work performed by a ATI Certified Design Engineer with a minimum of 3 years of experience. Labor rate per hour.	HR	$277.48
ATI SYSACODES	System Design Engineering w/Acoustic	System Design Engineering with Acoustic Analysis: Includes optimum placement of system equipment, sound propagation maps, acoustic layout with recommended speaker array configurations. Work performed by an ATI Certified System Designer and ATI Certified CAD operator that has GPS expertise with a minimum of 3 years of experience and requires usage of ATI's proprietary Acoustic Modeling Software. Labor Rate per hour.	HR	$302.27
ATI INSTL	ATI Installation Work	ATI Installation Work performed by a Certified ATI Installer. Labor Rate per hour.	HR	$125.94
ATI JOBSTART	Start up assistance and training service	Start Up Assistance and Training Services ATI Certified Technician to perform startup assistance, commissioning, and training for on-site support. It can be used on an as needed basis. Labor rate per hour.	HR	$143.58
ATI MAINTL	ATI Maintenance	ATI Maintenance Work performed by a Certified ATI Service Technician. Labor Pate per hour.	HR	$176.32

	Work			
ATI PROENG	Project Engineering	Project Engineering - Provides project engineering and design. Work performed by a Certified ATI Project Engineer with at least 3 years of experience. Labor rate per hour.	HR	$201.51
ATI PROMGM	Project Management	Project management - Provides project management and oversight. Work performed by a Certified ATI Project Manager with at least 3 years of experience. Labor rate per hour.	HR	$176.32