Department of Veterans Affairs

James A Haley VA Hospital, Tampa, FL

"Renovate Halls and Walls on the Ground Floor"

673-21-153

100% Design Narrative

Contract Number:
36C24819D0022 36C24822N0367

September 20, 2024

Department of Veterans Affairs

James A Haley VA Hospital, Tampa, FL

"Renovate Halls and Walls on the Ground Floor"

673-21-153

Project Location:
Tampa, FL 33612

Contract Number:
36C24819D0022 36C24822N0367

Contracting Officer (CO):
Cynda (Cindy) Rosa
cynda.rosa@va.gov

Contracting Officer's Representative (COR):
Marco Lopez
marco.lopez2@va.gov

Table of Contents

I. Design Schedule

II. Architectural & Phasing Narrative

   a. Sequence of work narrative

III. Interior Design Narrative

IV. Mechanical, Plumbing & Fire Protection Narrative

V. Electrical Narrative

VI. Environmental Narrative (Asbestos, Lead, Mold)

AE Renovate Ground Floor Halls and Walls
Project Number: 673-21-153
James A. Haley VA Hospital, Tampa, FL 33612

Scheduled Updated: 11/15/2023

NTP	NTP/Kick Off Meeting	0 calendar days	Tuesday, March 29, 2022
Design Development			
DD1 15% Submission			
	VA to Send Existing Drawings	2 calendar days	Thursday, March 31, 2022
On Site:	Site Investigation	12 calendar days	Tuesday, April 12, 2022
	As Build Existing Building & Site Utilities		
Virtual:	DD1 Collaboration Meeting	7 calendar days	Tuesday, April 19, 2022
	Consultant Drawings Due to AESUS	3 calendar days	Friday, April 22, 2022
	DD1 Submission Due to VA	4 calendar days	Tuesday, April 26, 2022
	Cost estimate to VA 7 days after submission	**15% Submission Due**	
On Site:	DD1 VA Review Meeting	14 calendar days	Tuesday, May 10, 2022
DD2 30% Submission			
Virtual:	DD2 Collaboration Meeting	21 calendar days	Tuesday, May 31, 2022
	Consultant Drawings Due to AESUS	14 calendar days	Tuesday, June 14, 2022
	DD2 Submission Due to VA	7 calendar days	Tuesday, June 21, 2022
	Cost estimate to VA 7 days after submission	**30% Submission Due**	
On Site:	DD2 VA Review Meeting	14 calendar days	Tuesday, July 5, 2022
Contract Documents			
CD1 60% Submission			
	Begin Contract Document Stage	1 calendar days	Wednesday, July 6, 2022
Virtual:	CD1 Collaboration Meeting	13 calendar days	Tuesday, July 19, 2022
	Consultant Drawings Due to AESUS	14 calendar days	Tuesday, August 2, 2022
	CD1 Submission Due to VA	7 calendar days	Tuesday, August 9, 2022
	Cost estimate to VA 7 days after submission	**60% Submission Due**	
On Site:	CD1 VA Review Meeting	22 calendar days	Wednesday, August 31, 2022
CD2 90% Submission			
Virtual:	Interior Finish Meeting	6 calendar days	Tuesday, September 6, 2022
Virtual:	Phasing Meeting	1 calendar days	Wednesday, September 7, 2022
Virtual:	Hazardous Material / HVAC Meeting	1 calendar days	Thursday, September 8, 2022
	On Hold - VA Review of Abatement	**calendar days**	**Monday, March 27, 2023**
	On Hold - VA Budget Review	**calendar days**	**Wednesday, June 28, 2023**
	CD2 - Finish Selection meeting with VA	15 calendar days	Thursday, July 13, 2023
	Consultant Drawings Due to AESUS	32 calendar days	Monday, August 14, 2023
	CD2 Submission Due to VA	4 calendar days	Friday, August 18, 2023
	Cost estimate to VA 10 days after submission	**90% Submission Due**	
On Site:	CD2 VA Review Meeting	89 calendar days	Wednesday, November 15, 2023
CD3 100% Submission			
	Consultant Drawings Due to AESUS	12 calendar days	Monday, November 27, 2023
	CD3 Submission Due to VA	4 calendar days	Friday, December 1, 2023
	Cost estimate to VA 7 days after submission	**100% Submission Due**	
On Site:	CD3 Submission Review Meeting	7 calendar days	Friday, December 8, 2023
Bid Documents			
	Consultant Drawings Due to AESUS	10 calendar days	Monday, December 18, 2023
	Bid Submission Due to VA	4 calendar days	Friday, December 22, 2023
	Cost estimate to VA 7 days after submission	**Final Submission Due**	
Virtual:	Bid Submission - VA Review Meeting	17 calendar days	Monday, January 8, 2024
	SAS plans Due to VA	7 calendar days	Monday, January 15, 2024
		Project Completion	

Introduction

This project scope shall include but not be limited to the renovation of the Hall and Walls on the Ground Floor of Building One at the James A. Haley VA Hospital, located at 13000 Bruce B. Downs Boulevard, Tampa, Florida. The scope of work includes the replacement of flooring, ceilings, doors, hardware, light fixtures, crash rails, handrails, drinking fountains and miscellaneous elements that are directly related to the hallways. Miscellaneous items will be identified as removed and re-installed unless otherwise directed by the VA. This work will also include mechanical, plumbing, and electrical.

This project includes an Industrial Hygienist & a hazardous material remediation design. The presence of hazardous material has been confirmed in the past and will be part of the scope to remove it. James Rizk with OHC Environmental Engineering has visited the site and will be developing a work plan and specifications for this project. See environmental narrative for additional information.

All interior walls are existing to remain. The GC will be required to open existing walls to route new utilities and add backing as required. Some interior walls need to be patched and repaired to match adjacent wall construction, due to the removal and replacement of handrails, guard rails, doors, windows, and wall protection.

Demolition

The project demolition work will include removing the existing rubber base, flooring, ceilings, light fixtures, mechanical grills, doors, hardware, drinking fountains, and associated components.

Interiors

The interior / finish scope is limited to removing and replacing the finishes associated with the halls and walls. The following items shall be considered. Color selections will be developed after the material selections have been identified and/or reviewed.

Flooring: See finish plans and narratives
Rubber Base: See finish plans and narratives
Ceilings: See finish plans and narratives
Guard / Handrail: See finish plans and narratives
Corner Guards: See finish plans and narratives
Doors & Hardware: See finish plans and narratives
Wall Protection: See finish plans and narratives

Mechanical

The mechanical scope is limited to removing and replacing existing supply & return grills at the halls and walls. The ceiling will be removed and replaced due to the age and hazardous material. Therefore, the duct work and grills may be modified to support the new layout. See the mechanical narrative for additional information.

Plumbing

The plumbing scope is limited to removing and replacing drinking fountains. Minor modifications to the existing plumbing may be required. Plumbing plans will be developed for the full scope. See the plumbing narrative for additional information.

Electrical

The electrical scope is limited to removing and replacing the existing lighting. Minor modifications to the existing electrical and low voltage may be required to support the new layout. The design intent will be to re-use the existing electrical circuit and reinstall all low voltage systems as required for the new layout.

The electrical systems, security systems, communications systems, and fire life safety systems, will be modified to support the new layout.

Design Criteria
All aspects of the design shall be in full compliance with VA design criteria as listed in VA design guides and manuals which can be found on the web at the VA Office of Facilities Management technical information library – site address: http://www.cfm.va.gov/TIL/.

The following codes and design criteria shall be utilized to the extent applicable:

- VA Directives, Design Manuals, Master Specifications, VA National CAD Standard Application Guide, and other Guidance on the Technical Information Library (TIL) http://www.cfm.va.gov/til/.
- International Building Code (IBC) (Only when specifically referenced in VA Design Documents, see notes below)
- NFPA 101 Life Safety Code
- NFPA National Fire Codes with the exception of NFPA 5000 and NFPA 900
- Occupational, Safety and Health Administration (OSHA) Standards.
- VA Seismic Design Requirements, H-18-8
- National Electrical Code (NEC)
- International Plumbing Code (IPC)
- Safety Code for Elevators and Escalators, American Society of Mechanical Engineers (ASME) A 17.1.
- ASME Boiler and Pressure Vessel Code
- ASME Code for Pressure Piping
- Architectural Barriers Act Accessibility Standards (ABAAS) including VA supplement, Barrier Free Design Guide (PG-18-13)
- Building Code Requirements for Reinforced Concrete, American Concrete Institute and Commentary (ACI 318)
- Manual of Steel Construction, Load and Resistance Factor Design Specifications for Structural Steel Buildings, American Institute of Steel Construction (AISC)
- Energy policy Act of 2005 (EPAct)
- DOE Interim Final Rule: Energy Conservation Standards for New Federal, Commercial and Multi-Family High-Rise Residential Buildings and New Low-Rise Residential Buildings, 10 CFR Parts 433, 434 and 435.
- Federal Leadership in High Performance and Sustainable Buildings: Memorandum of Understanding (MOU)
- Executive Order 13423: Strengthening Federal Environmental, Energy, and Transportation Management.
- The Provisions for Construction and Safety Signs. Stated in the General Requirements Section 01010 of the VA Master Construction Specification.
- Ventilation for Acceptable Indoor Air Quality – ASHRAE Standard 62.1- 2004.
- Safety Standard for Refrigeration Systems – ASHRAE Standard 15 – 2007.

Project Phasing
Although this project will not permanently affect the life safety and/or egress, this project will need in-depth discussion and phasing plans to understand the VA workflow and pedestrian circulation patterns. This project will include phasing plans to minimally impact the patient care and existing

facility shutdowns. This work shall include but not be limited to architectural, mechanical, and electrical. All fire life safety systems will be designed per the NFPA 99 and 101.

The contractor shall be required to perform construction operations during time frames approved by the hospital. Ultimately, the precise sequence will be determined after a building contractor has been selected and consultations among the hospital staff, facilities personnel, contractor, and architect can be arranged.

See attached phasing plans for review and discussion. The VA will need to provide feedback regarding hospital operations, circulation patterns, and staff vs patient areas. Knowing these items early in the design phase will foster a better understanding of the project phasing.

To date, AESUS Design Group has provided a preliminary phase plan for discussion. General feedback and discussions have taken place, but no direct request or input was given. The VA shared pictures of a current construction project were the contractor used scaffolding to create a tunnel. The contractor was required to seal off the tunnel for infection control and abatement purposes. The contractor worked above or on top of the scaffolding to allow the continued use of the corridors.

The following items shall be considered for this project prior to the start of construction:

- Staging for construction materials and access information for contractor.
- In-depth site walks with COR
- Phasing and safety plans
- Coordination drawing
- Utilities/Outages

VA Halls and Walls **Interiors Narrative**

Introduction

The renovation of Corridors on the ground floor of the James A. Haley VA Hospital in Tampa, Florida Interior Design Package consists of a complete, cohesive design. Emphasis is placed on creating a comforting, durable, easy to maintain renovation.

Prior to IFC Submission

It is our recommendation that Interior Finishes for which a new selection has been provided in the Interior construction drawings be reviewed by VA Designer and any comments be provided to ensure the final finish package is developed. Discussions and a final analysis of the phasing process need to occur to ensure final drawings clearly delineate the construction phasing process.

Design Criteria

All aspects of the design shall be in full compliance with Mather VA Interior Finish standards.

Interior Finish Design

Interior finish selections and locations are based on standard requirements and input provided by VA Interior Designer. Below is a recap of the finish selections and locations.

- Corridors will have poured terrazzo flooring, 6” high coved terrazzo base. The corridors will have a rigid wall protection wainscot with chair rails and handrails located as noted on drawings. The Elevator walls will have a ceramic steel wall protection material with a text image of the floor number integrated into the product. On the wall opposite the Elevator Cab wall a printed wall protection finish will be provided which also has a text image of the floor number integrated into the finish.

Ceiling finishes throughout the renovated area are primarily acoustical ceiling tiles throughout the corridors.

Introduction

This project scope shall include but not be limited to the renovation of the Hall and Walls on the Ground Floor of Building One at the James A. Haley VA Hospital, located at 13000 Bruce B. Downs Boulevard, Tampa, Florida. The scope of work includes the replacement of flooring, ceilings, doors, hardware, light fixtures, crash rails, handrails, drinking fountains and miscellaneous elements that are directly related to the hallways. Miscellaneous items will be identified as remove and re-install unless otherwise directed by the VA.

This project includes an Industrial Hygienist & a hazardous material remediation design. The presence of hazardous material has been confirmed in the past and will be part of the scope to remove it. See environmental narrative for additional information.

Mechanical
The mechanical scope is limited to removing and replacing existing supply & return grills at the halls and walls. The existing volume dampers shall be evaluated before installing new ceiling. A budget item is recommended for replacing dampers where found defective.

The existing system is fully ducted with rectangular ductwork and square necks at air devices (except where noted on plans). No flexible ductwork is present. For ease of installation, acoustic advantages, and standard practice at multiple VA Hospitals, we recommend that flexible ductwork be allowed. Accordingly, the new air devices would include round necks.

Plumbing
The plumbing scope is limited to removing and replacing drinking fountains. The extent of insulated plumbing piping is included for reference-only (for use by abatement contractor and for installation of identifiers at ceiling grid).

Design Criteria
All aspects of the design shall be in full compliance with VA design criteria as listed in VA design guides and manuals which can be found on the web at the VA Office of Facilities Management technical information library – site address: http://www.cfm.va.gov/TIL/.

The following codes and design criteria shall be utilized to the extent applicable:

- VA Directives, Design Manuals, Master Specifications, VA National CAD Standard Application Guide, and other Guidance on the Technical Information Library (TIL) http://www.cfm.va.gov/til/.
- International Building Code (IBC) (Only when specifically referenced in VA Design Documents, see notes below)
- NFPA 101 Life Safety Code
- NFPA National Fire Codes with the exception of NFPA 5000 and NFPA 900
- Occupational, Safety and Health Administration (OSHA) Standards.
- VA Seismic Design Requirements, H-18-8
- National Electrical Code (NEC)
- International Plumbing Code (IPC)
- Safety Code for Elevators and Escalators, American Society of Mechanical Engineers (ASME) A 17.1.
- ASME Boiler and Pressure Vessel Code
- ASME Code for Pressure Piping

- Architectural Barriers Act Accessibility Standards (ABAAS) including VA supplement, Barrier Free Design Guide (PG-18-13)
- Building Code Requirements for Reinforced Concrete, American Concrete Institute and Commentary (ACI 318)
- Manual of Steel Construction, Load and Resistance Factor Design Specifications for Structural Steel Buildings, American Institute of Steel Construction (AISC)
- Energy policy Act of 2005 (EPAct)
- DOE Interim Final Rule: Energy Conservation Standards for New Federal, Commercial and Multi-Family High-Rise Residential Buildings and New Low-Rise Residential Buildings, 10 CFR Parts 433, 434 and 435.
- Federal Leadership in High Performance and Sustainable Buildings: Memorandum of Understanding (MOU)
- Executive Order 13423: Strengthening Federal Environmental, Energy, and Transportation Management.
- The Provisions for Construction and Safety Signs. Stated in the General Requirements Section 01010 of the VA Master Construction Specification.
- Ventilation for Acceptable Indoor Air Quality – ASHRAE Standard 62.1- 2004.
- Safety Standard for Refrigeration Systems – ASHRAE Standard 15 – 2007.

Electrical Narrative

Introduction

This project scope shall include but not be limited to the renovation of the Hall and Walls on the Ground Floor of Building One at the James A. Haley VA Hospital, located at 13000 Bruce B. Downs Boulevard, Tampa, Florida. The scope of work includes the replacement of flooring, ceilings, doors, hardware, light fixtures, crash rails, handrails, drinking fountains and miscellaneous elements that are directly related to the hallways. Miscellaneous items will be identified as remove and re-install unless otherwise directed by the VA.

This project includes an Industrial Hygienist & a hazardous material remediation design. The presence of hazardous material has been confirmed in the past and will be part of the scope to remove it. See environmental narrative for additional information.

General Design Guidelines

The following guidelines shall establish the basic standards of construction for the work associated with this project.

- All work described herein shall conform to the National Electric Code (NEC) – NFPA 70, The International Building Code, The Health Care Facilities Code, NFPA 99, The Life Safety Code, NFPA 101, The International Energy Conservation Code, and VA design guidelines.

Project Scope

The electrical portion of this work shall include, but not be limited to the following:

- Provision of new 120V/20A circuits/receptacles for connection to new drinking fountains.
- Removal and replacement of all lighting fixtures and controls. All lighting fixtures and controls will be new.
    - Photometrics are provided and show compliance with foot-candle requirements as indicated in current VA design guides.
- Removal of all electrical devices. All electrical device, cover plates etc., will be new.
- Removal of all special system devices. Special systems devices shall be removed for the duration of the project and re-installed in place. Special systems include, but are not limited to:
    - Nurse Call
    - Fire Alarm
    - Security
    - Communications
- All branch circuiting and raceways are existing and will remain. All new electrical fixtures and devices will use existing circuits, pathways and back boxes, where feasible.
- Branch wiring will only be replaced where existing branch circuits are damaged, broken or otherwise unfit to use. Where new circuits are required they will conform to the following sections:

Branch Wiring:

- Branch wiring system will be installed in accordance with 2017 NEC. Each branch circuit will utilize a dedicated neutral conductor. All branch circuits shall utilize an equipment grounding conductor in each conduit. The conduit will not be allowed to be used as the sole grounding path.

- All branch circuiting will be copper conductors in conduit. Minimum conduit size will be 3/4".
- MC Cable will be allowed to be used for normal power circuits from a junction box in the ceiling space in a room to devices located in the walls. The MC cable is to be concealed in the walls. MC is not to be used for homeruns or for emergency circuits.
- Typical branch circuit wiring will be minimum #12 AWG CU, installed in EMT conduit for power and lighting systems. Rigid conduits shall be used for all exposed conduit runs where EMT would be subject to physical damage as defined by the National Electrical Code (NEC). Conduits to be installed concealed, except where installed in electrical rooms, mechanical rooms or other unfinished areas.
- All empty conduits shall have a pull string installed in them.
- All panelboard feeders shall be copper conductors installed in conduits.
- All electrical equipment shall be bonded with a dedicated equipment grounding conductor.

Lighting:

- Replace lighting throughout halls with 2x2 troffers. Lighting to be connected to existing controls and fed from existing circuits.

Wiring Devices:

- Wiring Devices shall be duplex receptacles rated for 120V with 5-20 NEMA configuration, nylon type, with finishes determined by architect. Device faceplates shall be thermoplastic.
- Interior receptacles located within 6 feet of a water source shall be provided with GFCI.
- Wiring devices to be mounted in 4" square x 2-1/8" deep minimum boxes with appropriate gang mud ring.
- Where wiring devices are surface mounted or in unfinished areas, devices to be mounted in a 4" square outlet box with matching industrial raised cover plates.
- Device wall plates to have extra strength laminated adhesive tape labels indicating the source panel and circuit number. Tape to be clear with back letters.
- Receptacles shall have the following finish:
    - Normal = White
    - Life Safety / Emergency = Red
- Receptacle cover plate to match color of receptacle
- Receptacles to be installed in accordance with the electrical drawings.

Limited Asbestos & Lead Survey

Performed at:

James A. Haley VA Hospital
Building 1 Ground Floor
13000 Bruce B. Downs Blvd.
Tampa, FL 33612

Report Prepared For:

AESUS
1050 E. Southern Ave, Suite D
Tempe, AR 85282

Report Prepared By:

OHC Environmental Engineering, Inc.
101 South Hoover Blvd, Suite 101
Tampa, Florida 33609

OHC Project #220074-AS

May 30, 2021

PROJECT INFORMATION

OHC PROJECT #: 220074-AS

CLIENT NAME: AESUS

CLIENT CONTACT: Orlando Gonzalez

PROJECT LOCATION: Building 1 Ground Floor
James A. Haley VA Hospital
13000 Bruce B. Downs Blvd.
Tampa, FL 33612

SERVICES: Asbestos & Lead Survey

DATE OF SURVEY: May 4th-6th 2022

OHC SURVEYOR: Nick Foster

REPORT REVIEWED BY:

Cristina Jones, CPH, MPH
OHC Operations Manager

LICENSED CONSULTANT:

James F. Rizk, CIH
FLAC #ZA0000060

TABLE OF CONTENTS

1.0 INTRODUCTION 1

2.0 BUILDING DESCRIPTION 1

3.0 EXECUTIVE SUMMARY 1
3.1 Asbestos Survey Results 1
3.2 Lead Survey Results 2

4.0 ASBESTOS SURVEY 3
4.1 Asbestos Survey Results 3
4.2 Asbestos Sampling Methods 6
4.3 Regulatory Requirements 7
4.4 Statutory Requirements 8

5.0 LEAD SURVEY 8
5.1 Lead Survey Results 8
5.2 Lead Sampling Methods 9
5.3 Standards for Lead-Containing Paint 9

6.0 OTHER OBSERVATIONS 10

7.0 CONCLUSIONS & RECOMMENDATIONS 10

8.0 LIMITATIONS 10

9.0 DOCUMENT CONTENT 10

APPENDIX A: Asbestos & Lead Sampling Locations 11
APPENDIX B: Photographs of Materials Sampled for Asbestos 23
APPENDIX C: Photographs of Materials Sampled for Lead 32
APPENDIX D: Asbestos Laboratory Analytical Results 37
APPENDIX E: Lead Laboratory Analytical Results 53
APPENDIX F: Consultant & Laboratory Credentials 64

1.0 INTRODUCTION

OHC Environmental Engineering, Inc., (OHC), was contracted by Mr. Orlando Gonzalez of AESUS to perform an asbestos survey in compliance with the National Emission Standard for Hazardous Air Pollutants (NESHAP) regulation for asbestos (40 CFR 61 Subpart M). In addition, a survey for lead-containing paint (LCP) was performed in the areas to be disturbed. The surveys were conducted for the upcoming renovations of the Ground Floor of the James A. Haley Veterans Hospital Hallways Wings A through E. Representatives from OHC and certified AHERA building inspectors, Nick Foster and Aaron Hallam, visited the site on May 4th to the 6th of 2022, to perform these services.

2.0 BUILDING DESCRIPTION

The Ground Floor is comprised of several wings A, B, C, D, and E Wing. The survey was limited to the hallways of these wings and not any of the individual rooms associated with the wings themselves. The hallways were covered in various colors and designs of VCT flooring, and the walls were constructed of painted CMU block with most of the walls in the A-Wing having 4”x4” white wall tile running up 4’ 6” from the ground. The ceiling consisted of a drop-down grid with ceiling tiles, above which insulated duct work, insulated piping, fire sprinkler system, and cable trays located throughout the floor. Brown fireproofing on the ceiling was identified in all the wings except in the E-wing.

3.0 EXECUTIVE SUMMARY

3.1 Asbestos Survey Results

Based on the results of the Polarized Light Microscopy (PLM) laboratory analysis, **asbestos-containing materials (ACM) are present**, as indicated in the Table 1 below.

TABLE 1: ASBESTOS CONTAINING MATERIALS

HSA	Material Locations	Material Description	Quantity, Condition, Friability	Results	Category & Class
2	Hallways in all Wings A-E	Gold/Silver Mastic on Ducts	1600 LF Good Non-Friable	2% Chrysotile	Cat. II NF
4	E-Wing Silver Exit Door	Gray Caulking on Door	50 LF Good Non-Friable	4% Chrysotile	Cat. II NF

11	A-Wing Outside Room GA-013	White Wall Tile and White Mastic	1200 SF Good No	White Mastic 2% Chrysotile	Cat. II NF
15	D Wing Patch in Front of Elevators 1, 2, & 3; E Wing Patch in Front of Double Doors to Room GE-001; C Wing Before Transition Outside Room GC-006	Yellowish 12x12 Floor Tile with Beige Speckles with Yellow Mastic	150 SF Good No	Tile Mastic 7% Chrysotile	Cat. I NF
16	B-Wing Outside Room GB-011; B-Wing East; B-Wing West	White 12x12 Floor Tile with Tan Specks and Yellow Mastic	3400 SF Good No	Floor Tile 3% Chrysotile	Cat. 1 NF
OHC-2018	Inside 2D-217A Left of elevator 3 on 2nd floor By 2D-255C, left of exit sign 1B-156B, behind right double door 1C-101B fire closet	9x9 tile with brown streak and black mastic	50,000 SF	4% Chrysotile – tile 10% Chrysotile – mastic	NF-I (Misc)
OHC-2018	Inside 2D-217A Inside 2A-239 Inside 2B-207C Above ceiling on 1st Above ceiling on 1st Above ceiling on ground floor Above ceiling on ground floor	Drywall with joint compound	45,000 SF	2% Chrysotile – joint compound	NF-II (Misc)
OHC-2018	Inside 2D-217A Inside 2A-213B Inside 2B-203B In 1D-158 fire closet	Red 9x9 tile with black mastic	1,000 SF	3% Chrysotile – tile 8% Chrysotile - mastic	NF-I (Misc)

	In 1C-101B				
OHC-2018	Right of 2A-215C In 2A-215 behind left wall Right of stage, by exit door	Dark tan vinyl tile with black accent tiles, two layers of tile underneath, and yellow and black mastic	400 SF	4% Chrysotile – black mastic	NF-I (Misc)
OHC-2018	By entrance to 2A- 213B Left of 2A-221 Right of 2B-201D 1D-158 fire closet Across from 1C-101A	9x9 tan tile with white streaks, black mastic	40,000 SF	4% Chrysotile – tile 5% Chrysotile – mastic	NF-I (Misc)
OHC-2018	In 2B-203B By 2C-213, behind double door In 2C-260A	9x9 cream tile with olive streaks and black mastic	40,000 SF	2% Chrysotile – tile 8% Chrysotile – mastic	NF-I (Misc)
OHC-2018	Across from 2B-202 Behind left hemodialysis door Behind left ambulatory door Right double door by 1C-102 Left double door by 1B-104	9x9 black tile with white streaks and black mastic	1,500 SF	4% Chrysotile – tile 6% Chrysotile – mastic	NF-I (Misc)
OHC-2018	Right of elevator 11, behind chairs Left of elevator 10 Right of 11, behind chairs Ground floor by elevators	12x12 white tile with beige splatters and yellow mastic	25,000 SF	2% Chrysotile – mastic	NF-I (Misc)
OHC-2018	By elevator 10, 11 lobby, 2nd floor By vending machines, pharmacy pickup, 1st floor	12x12 blue tile with light blue speckles and black mastic	500 SF	3% Chrysotile – mastic	NF-I (Misc)

	By Elevator 3 on ground floor				
OHC-2018	By stair exit, next to 2A-228	12x12 cream tile with apricot streaks and yellow mastic	10,000 SF	2% Chrysotile – tile 4% Chrysotile – mastic	NF-I (Misc)
	Inside GD-018A				
	Inside GD-010B				
	GA-024A				
	Inside GA-009A				
OHC-2018	Intersection by 2A-218	Gray fire proofing	80,000 SF	8% Chrysotile	Friable RACM (Surfacing)
	By 2C-276D				
	By 2C-230				
	Cafeteria dining				
	Auditorium – by TV				
	1st floor by elevator lobby				
	1st floor by elevator lobby				
	1st floor				
	Ground floor by police entrance				
	Ground floor by walkway to garage				
OHC-2018	By 2C-222D	Beige duct joint filling mastic	1,000 SF	6% Chrysotile – mastic	NF-II (Misc)
	Ground floor				
OHC-2018	Throughout	Gold mastic on ductwork	3,000 SF	4% Chrysotile – mastic	NF-II (Misc)
OHC-2018	In 2A-213B	Gray hard mastic on black pipe joints	500 SF	2% Chrysotile – mastic	NF-II (Misc)
	In 2D- 255A				
	In 2C-201B				
	1st floor				
	Ground floor				
OHC-2018	By 2B-216	Silver wrap with pink insulation	5,000 LF	8% Chrysotile – wrap	NF-II (TSI)
	1st floor				
	Ground floor				
OHC-2018	In 1B-109A	12x12 red tile on top of beige tile with yellow and black mastics	700 SF	4% Chrysotile – tile 10% Chrysotile – mastic	NF-I (Misc)
	In 1B-122A				
	BY GA-024A				
	By GD-018A				

OHC-2018	In 1B-109A	12x12 White tile with gray and tan speckles, yellow mastic	5,000 SF	3% Chrysotile – tile	NF-I (Misc)
	In 1B-155A				
	Ground floor			10% Chrysotile – mastic	
	Ground floor				
OHC-2018	Ground Floor by the pool	Brown pool mastic covering	1,500 SF	3% Chrysotile – mastic	NF-II (Misc)
OHC-2018	Safety office	Gray vinyl panels on tile, yellow mastic	400 SF	2% Chrysotile – beige tile	NF-I (Misc)
	Safety office				
	Safety office			7% Chrysotile – mastic	
OHC-2018	Ground floor	Hard black-brown mastic inside fire closets on walls	300 SF	4% Chrysotile – mastic	NF-II (Misc)
	Ground floor				
	2nd Floor auditorium 2A-215				
	2nd Floor auditorium 2A-215				

3.2 Lead Survey Results

Based on the laboratory analysis of paint chip samples, **lead does exist** within the scope of this survey, as indicated in table 1 below.

TABLE 2: LEAD CONTAINING MATERIALS

Sample ID	Material Locations	Material Description	Total Quantities	Result	Category
074-Pb1A	E Wing Exit Corridor Walls	Beige Paint on CMU Walls	16,000 SF	0.077% wt	LCP
074-Pb1B	C Wing by Loading Dock Exit	Beige Paint on CMU Walls	16,000 SF	0.046% wt	LCP
074-Pb1D	D Wing Hallway Wall Across from Room GD-006	Beige Paint on CMU Walls	16,000 SF	0.020% wt	LCP
074-Pb2A	E wing Exit Corridor Walls	Blue Paint on CMU Walls	600 SF	0.073% wt	LCP
074-Pb2C	D Wing Outside Elevators 4 & 5	Blue Paint on CMU Walls	600 SF	0.012% wt	LCP
074-Pb3A	E wing Exit Corridor Doors	Brown Paint on Metal Doors	2 Doors	<0.12% wt	LCP

074-Pb4A	E wing Corridor Doors between E and A wings	Brownish Gray Paint on Metal Doors	2 Doors	0.18% wt	LCP
074-Pb5A	C Wing by Loading Dock Exit	Yellow Paint on Metal Pylons	2 Pylons	<0.056 % wt	LCP
074-Pb6A	C Wing Loading Dock Exit Door	Black Paint on Metal Doors	2 Doors	<0.11% wt	LCP
074-Pb8A	A Wing Wall Tile in Old Pool Area Outside Room GA-013	White Glazing on Wall Tile	1200 SF	0.135% wt	LCP

4.0 ASBESTOS SURVEY

4.1 Asbestos Survey Results

The Environmental Protection Agency defines asbestos-containing material (ACM) as any material or product that contains more than one percent (1%) asbestos. Table 3 below summarizes the samples of suspect ACM collected from the site. The table describes the homogenous sampling area (HSA), sample ID, sample location, material description, quantity, condition, friability, and the laboratory analytical result. Please refer to the Appendices at the end of this report for photographs of the materials sampled and official laboratory analytical results.

LEGEND:

- NAD = No Asbestos Detected
- ### = the material contains asbestos and requires compliance with NESHAP and OSHA
- * = Quality Control sample to ensure the reliability of laboratory analytical procedures

TABLE 3: MATERIALS SAMPLED FOR ASBESTOS					
HSA	**Sample ID**	**Sample Location**	**Material Description**	**Quantity, Condition, Friability**	**Results**
1	074-1A	E Wing Above Ceiling Inside by Exit Corridor	White Mastic Over Ducts and Insulation	1600 LF Good No	NAD
	074-1B	C Wing Hallway Above Ceiling near Exit Doors to Loading Dock			
	074-1C	B Wing Hallway Above Ceiling to Room GB-036			
	074-1D	D Wing Hallway Above Ceiling Near Exit to Loading dock			
	074-1E	A Wing Hallway Ceiling Above Door to GA-005			
2	074-2A	E Wing Inside by Exit Corridor	Gold/Silver Mastic on Duct Work Joints	1600 LF Good No	2% Chrysotile
	074-2B	C Wing Hallway Outside Elevator 6 Above Ceiling			
	074-2C	D Wind Hallway Outside Elevator Lobby for Elevators 1, 2, & 3			
	074-2D	D Wing End of Hallway Above Door to Room GD-020A			
	074-2E	A Wing Hallway Ceiling Above Door to GA-008			
3	074-3A	E Wing Brown Bumpers on Corners of Walls	Caulking on Corner Wall Bumper	72 Bumpers Good No	NAD
	074-3B	B Wing Hallway Leading to C Wings Bumper			
	074-3C	D Wing Hallway Just Before Threshold to A Wing			
4	074-4A*	E Wing exit corridor silver doors caulking	Gray Caulking on Doors	50 LF Good No	4% Chrysotile
	074-4B	E Wing exit corridor silver doors caulking			
	074-4C	E Wing exit corridor silver doors caulking			
5	074-5A	C Wing Hallway Above Ceiling near Exit Doors to Loading Dock	Gold Wrapped TSI 3" Pipes	1600 LF Good Yes	NAD
	074-5B	C Wing Hallway by Elevator Before Entry to D Wing			
	074-5C	B Wing Hallway Above Ceiling Outside Room GB-020C			
6	074-6A	C Wing Threshold Before MRI Area	Gray Expansion Joint in Thresholds	50 LF Good No	NAD
	074-6B	B Wing End of Hallway in Linen Area by Overhang Door			

	074-6C	Threshold Between A Wing and E Wing			
7	074-7A	C Wing Hallway by Elevator Before Entry to D Wing	Gold Wrapped TSI 3" Pipes White Mastic on Elbow Insulation	1600 LF Good No	NAD
	074-7B	D Wing Hallway Above Door to Room GD-003D			
	074-7C	D Wing Hallway Just Before Threshold to A Wing			
8	074-8A	B-Wing Hallway Outside Room GB-027 Above Ceiling	White TSI Wrap over Yellow Insulation 3" Pipes	1600 LF Good Yes	NAD
	074-8B	B-Wing Hallway Linen Area Just Above Overhang Door			
	074-8C	A Wing Hallway Above Ceiling Outside Room GA-027B			
9	074-9A	Side Corridor off Hallway in Wing D Across from Room GD-007W	Cream Colored VCT and Mastic	150 SF Good No	NAD
	074-9B	Side Corridor off Hallway in Wing D Across from Room GD-007W			
	074-9C	Side Corridor off Hallway in Wing D Across from Room GD-007W			
10	074-10A	Small Patch Outside Elevators 10 & 11	Blue VCT and Black Mastic	25 SF Good No	NAD
11	074-11A	A Wing Outside Room GA-013	White Wall Tile and White Mastic	1200 SF Good No	White Mastic 2% Chrysotile
	074-11B	A Wing Outside Room GA-013			
	074-11C	A Wing Outside Room GA-013			
12	074-12A	A Wing Outside Room GA-013	White Wall Tile Grout	1200 SF Good No	NAD
	074-12B	A Wing Outside Room GA-013			
	074-12C	A Wing Outside Room GA-013			
13	074-13A*	A Wing Above Ceiling Outside Room GA-011B	Stucco Float on Tiled Walls	3000 SF Good No	NAD
	074-13B	A Wing Above Ceiling Outside Room GA-015			
	074-13C	A Wing Above Ceiling Outside Room GA-006A			
14	074-14A	A Wing Above Ceiling Outside Room GA-011B	White Plaster Finish over Stucco Float	3000 SF Good Yes	NAD
	074-14B	A Wing Above Ceiling Outside Room GA-015			
	074-14C	A Wing Above Ceiling Outside Room GA-006A			
15	074-15A	D Wing Patch in Front of Elevators 1, 2, & 3	Yellowish 12x12 Floor Tile with Beige Speckles with Yellow Mastic	150 SF Good No	Tile Mastic 7% Chrysotile
	074-15B	E Wing Patch in Front of Double Doors to Room GE-001			
	074-15C	C Wing Before Transition Outside Room GC-006			
16	074-16A*	B-Wing Outside Room GB-011	White 12x12 Floor Tile with Tan	3400 SF Good	Floor Tile 3% Chrysotile
	074-16B	B-Wing East			

	074-16C	B-Wing West	Specks and Yellow Mastic	No	

4.2 Asbestos Sampling Methods

Asbestos sampling was conducted in accordance with NESHAP (40 CFR 61, Subpart M) protocol for the commencement of demolition/renovation activities. The surveyor conducted a visual inspection of every safe and reasonably accessible room and space of the building. Materials sampled were grouped into Homogenous Sampling Areas (HSA) based on the texture, color, use, age, condition, and every other visual appearance to identify suspect ACM. Materials containing asbestos are grouped into the following categories:

- **Regulated ACM (RACM)**: Refers to friable manufactured ACM or a Category I non-friable ACM that has become friable; or a Category I Non-Friable ACM that will be or has been subjected to sanding, grinding, cutting or abrading; or a Category II Non-Friable ACM that has a high probability of becoming or has become crumbled, pulverized, or reduced to powder by the forces expected to act on the material in the course of demolition or renovation operations.
- **Category I Non-Friable ACM**: Refers to asbestos containing packing, gaskets, resilient floor coverings (including mastics), and asphalt roofing products containing more than 1% asbestos.
- **Category II Non-Friable ACM**: Refers to any material that is not a Category I Non-Friable ACM that contains greater than 1% asbestos.

Bulk samples of all friable and non-friable suspect ACM were collected, as well as a representative number of samples from each homogeneous area following the EPA's simplified random sampling method (EPA560/585-030a). Good Industrial Hygiene practices were followed when collecting bulk samples to minimize fiber release. Every precaution was taken to prevent asbestos exposure to the surveyor, the building occupants, and the public. All sample locations were logged with an appropriate description and the locations were marked on any available drawings. A unique sequential numbering system was used to identify each area. Each bulk sample was placed in a labeled bag, which was immediately marked with its sample number. Strict Chain-of-Custody protocols were followed and signed by the receiving laboratory personnel who handled the samples. The samples were analyzed via PLM EPA-600 by an AIHA and NVLAP Accredited laboratory. Quality control samples were analyzed by EMSL Analytical in Ft. Lauderdale, Florida for Quality Control procedures during the analysis of asbestos content. The purpose is to monitor the performance of the laboratories where samples are being analyzed in order to provide competence and reliability assurance.

4.3 Regulatory Requirements

***Demolition*:** According to NESHAP, 40CFR61 Subpart M, demolition is defined as the wrecking or taking out of any load-supporting structural member of a facility together with any related handling operations or the intentional burning of any facility. The final NESHAP Rule provides classification for regulated asbestos containing material as follows:

- Friable asbestos material;
- Category I non-friable ACM that has become friable;
- Category I non-friable ACM that will be or has been subjected to sanding, grinding, cutting, or abrading; or
- Category II non-friable ACM that has a high probability of becoming or has become crumbled, pulverized, or reduced to powder by forces expected to act upon the material during demolition or renovation operations.

If the total asbestos content is determined to be trace to 10%, the owner must either assume that the material contains greater than 1% asbestos and treat the material as regulated asbestos-containing material (RACM) or have the material verified/quantified by point counting. If after point counting, the material is quantified as 1% or less, it is not regulated by the NESHAP. The Occupational Safety and Health Administration (OSHA) considers material that contains any amount of asbestos as asbestos-containing and requires compliance with OSHA regulations. The demolition of a structure with materials present that contain any amount of asbestos is considered by OSHA as an asbestos abatement, and all applicable OSHA rules must be complied with during the demolition.

***Notification*:** Notification is required to the local regulatory agency:

1. Ten (10) working days prior to a demolition.
2. Ten (10) working days prior to a renovation operation, if the amount of asbestos material removed or impacted is greater than 160 SF on all building components (i.e. floor tile, mastic, GWBS, etc.) or 260 LF on pipes.
3. One (1) day prior to demolition if the building has been condemned and is structurally unsound as determined by the appropriate agency.

Notification must be sent by certified mail with return receipt or hand delivered to the Florida Department of Environmental Protection. The demolition contractor must wait ten (10) working days (Monday – Friday) from the postmarked date of mailing or the date of hand delivery to commencement of demolition. Any change to the start date of the demolition requires notification to the agency by phone, followed by a written revision to the Notification Form.

4.4 Statutory Requirements

The regulatory agency responsible for the oversight of the rules pertaining to asbestos-containing building materials (ACBM) is the Environmental Protection Agency (EPA). The regulations state that prior to demolition or renovation a facility survey must be conducted in accordance with section 40 CFR 61-M National Emission Standards for Hazardous Air Pollutants; Asbestos NESHAP Revisions, Final Rule. Enforcement of these rules was passed on to the states. In the State of Florida, they are enforced by the Department of Environmental Protection (DEP). Some counties have developed an enforcement division to carry out the responsibilities of the DEP and have developed environmental and asbestos ordinances with which compliance is required.

5.0 LEAD SURVEY

5.1 Lead Survey Results

Table 3 below summarizes the materials tested for lead and includes their color, substrate, description and location, and lead content. Please refer to the Appendices at the end of this report for photographs of the materials sampled and official laboratory analytical results.

LEGEND:

- ### = the sample that contains Lead at levels that will require compliance with EPA and OSHA.
- NLD = No Lead Detected (< reporting limit)
- BLC = Below Levels of Concern (0.009% wt and below)
- LCP = Lead-Containing Paint (0.01-0.49% wt)
- LBP = Lead-Based Paint (0.50% wt and above)

TABLE 4: MATERIALS SAMPLED FOR LEAD

Sample ID	Sample Location	Material Description	Quantity	Lab Result	Category
074-Pb1A	E Wing Exit Corridor Walls	Beige Paint on CMU Walls	16,000 SF	0.077% wt	LCP
074-Pb1B	C Wing by Loading Dock Exit	Beige Paint on CMU Walls	16,000 SF	0.046% wt	LCP
074-Pb1C	B Wing Hallway Wall Down from C wing threshold	Beige Paint on CMU Walls	16,000 SF	<0.0080% wt	NLD

074-Pb1D	D Wing Hallway Wall Across from Room GD-006	Beige Paint on CMU Walls	16,000 SF	0.020% wt	LCP
074-Pb1E	A Wing Wall Outside Room GA-009	Beige Paint on CMU Walls	16,000 SF	<0.0080% wt	NLD
074-Pb2A	E wing Exit Corridor Walls	Blue Paint on CMU Walls	600 SF	0.073% wt	LCP
074-Pb2B	C Wing Outside Elevator 6	Blue Paint on CMU Walls	600 SF	<0.0080% wt	NLD
074-Pb2C	D Wing Outside Elevators 4 & 5	Blue Paint on CMU Walls	600 SF	0.012% wt	LCP
074-Pb3A	E wing Exit Corridor Doors	Brown Paint on Metal Doors	2 Doors	<0.12% wt	LCP
074-Pb4A	E wing Corridor Doors between E and A wings	Brownish Gray Paint on Metal Doors	2 Doors	0.18% wt	LCP
074-Pb5A	C Wing by Loading Dock Exit	Yellow Paint on Metal Pylons	2 Pylons	<0.056 % wt	LCP
074-Pb6A	C Wing Loading Dock Exit Door	Black Paint on Metal Doors	2 Doors	<0.11% wt	LCP
074-Pb7A	B Wing Wall with Electrical Closet Door	Baby Blue Paint on CMU Block	80 SF	<0.0080% wt	NLD
074-Pb8A	A Wing Wall Tile in Old Pool Area Outside Room GA-013	White Glazing on Wall Tile	1200 SF	0.135% wt	LCP

5.2 Lead Sampling Methods

All samples were collected by a trained Lead-Containing Paint inspector, placed in a sterile bag, and appropriately labeled. Strict Chain-of-Custody protocols were followed and signed by the receiving laboratory personnel who handled the samples. All samples were analyzed via Flame Atomic Absorption Spectroscopy (FAAS) by EMSL Analytical in Orlando, Florida.

5.3 Standards for Lead-Containing Paint

There is presently no standard on the level of lead in paint other than the HUD guidelines of 0.5% by weight or 1.0 mg/cm^2, which is used as a threshold for remedial action. OSHA, on the other hand, does not recognize these criteria. The consumer product safety commission has established a level of 0.06% as a threshold for lead-free paint. Any levels of lead in paint are considered lead-containing paint (LCP). OSHA's standards for lead are based on the potential for human exposure by means of inhalation and ingestion. Therefore, any substrate with any level of

LCP could cause health concerns when the paint is disturbed. Performing activities could create airborne exposures of lead above the PEL. Any persons performing any lead activities such as LCP renovation, repair, painting, or maintenance that may disturb the paint must be certified by EPA to perform these activities in accordance with the Renovation, Repair, and Painting (RRP) rule 40 CFR 745 Subpart E.

6.0 OBSERVATIONS

- Grayish brown fireproofing observed and located above ceiling in all wings except for the E-Wing
- Multiple fire doors observed on ground floor (wood and metal finishes), 28 total were observed. These fire doors are assumed ACM and could not be tested without incurring extensive damage

7.0 CONCLUSIONS

Based on the results of the survey, asbestos and lead containing materials were identified within the scope of the survey. Therefore, the materials identified as asbestos containing cannot be demolished and disposed of as regular construction debris.

8.0 LIMITATIONS

The materials sampled in this survey were subject to accessibility. All mechanical rooms, bathrooms, electrical rooms, patient rooms, etc. were excluded from the survey. This survey is limited to James A. Haley VA Ground Floor Wings A-E only. OHC warrants that the investigations and methodology reflect the prevailing standard of work practices in the environmental consulting field. If it is expected that materials outside the scope of this survey are to be disturbed, they must be presumed hazardous until the materials can be analyzed by an accredited building inspector.

9.0 DOCUMENT CONTENT

This document has been prepared for exclusive use by AESUS. The knowledge of the consultant is based upon current information and research. If local knowledge indicates error, omissions, or inaccuracy, please notify the consultant.

APPENDIX A

ASBESTOS & LEAD SAMPLING LOCATIONS

Asbestos Wings A-E

Department of Veterans Affairs
James A Haley VA Hospital, Tampa, FL

Renovate Halls and Walls on the Ground Floor - 673-21-153

APPROVED FOR CONSTRUCTION

Approved: Director

Approved: Associate Director

Approved: Chief Facilities Management

Approved: Manager / Engineer

Approved: Safety Officer

Approved: Union representative

ABBREVIATIONS

A	
AFF	ABOVE FINISHED FLOOR
ACST	ACOUSTIC (AL)
ACT	ACOUSTICAL CEILING TILE
APC	ACOUSTICAL PANEL CEILING
AWP	ACOUSTICAL WALL PANEL
AWT	ACOUSTICAL WALL
ADJ	ADJUSTABLE
A/C	AIR CONDITIONING
AHU	AIR HANDLING UNIT
ALT	ALTERNATE
ALUM	ALUMINUM
AB	ANCHOR BOLT
AL	ANGLE
APPROX	APPROXIMATE
ARCH	ARCHITECT (URAL)
ASPH	ASPHALT
ASSY	ASSEMBLY
AUTO	AUTOMATIC
AWN	AWNING
B	
BALC	BALCONY
BSMT	BASEMENT
BM	BEAM, BENCHMARK
BR	BEDROOM
BLKG	BLOCKING
BD	BOARD
BOT	BOTTOM
BRKT	BRACKET
BRK	BRICK
B CL	BROOM CLOSET
BLDG	BUILDING
BLT IN	BUILT-IN
BUR	BUILT-UP ROOFING
C	
CAB	CABINET
CPT	CARPET
CSMT	CASEMENT
CI	CAST IRON
CB	CATCH BASIN
CLG	CEILING
CEM	CEMENT
CL	CENTER LINE
CER	CERAMIC
CT	CERAMIC TILE
CO	CLEANOUT, CASED OPENING
CLR	CLEAR, COLOR
CLO	CLOSET
COL	COLUMN
CMPST	COMPOSITE
CONC	CONCRETE
CMU	CONCRETE MASONRY UNIT
CONSTR	CONSTRUCTION
CONT	CONTINUOUS
CONTR	CONTRACTOR
COTR	CONTRACTING OFFICER
CJ	CONTROL JOINT
COP	COPING
CU	COPPER
CG	CORNER GUARD
CORR	CORRIDOR
CNTR	COUNTER
CSK	COUNTER SUNK
D	
DMPF	DAMPPROOFING
DL	DEAD LOAD
DEMO	DEMOLITION
DET	DETAIL
DIA	DIAMETER
DIFF	DIFFUSER
DIM	DIMENSION
DR	DOOR, DRAIN
DH	DOUBLE HUNG
DN	DOWN
DS	DOWNSPOUT
DWR	DRAWER
DWG	DRAWING
DF	DRINKING FOUNTAIN
DUPL	DUPLICATE

E	
EA	EACH
E	EAST
EWC	ELECTRIC WATER COOLER
ELEC	ELECTRIC (AL)
EL	ELEVATION
ELEV	ELEVATOR
EMER	EMERGENCY
ENGR	ENGINEER
EQ	EQUAL
EQUIP	EQUIPMENT
EXIST	EXISTING
ETR	EXISTING TO REMAIN
EXP	EXPANSION
EXP BT	EXPANSION BOLT
EJ	EXPANSION JOINT
EXP	EXPOSED
EXT	EXTERIOR
EIFS	EXTERIOR INSULATION AND FINISH SYSTEM
F	
FWC	FABRIC WALL COVERING
FT	FEET, FOOT
FGL	FIBERGLASS
FIN	FINISH
FIN GR	FINISH GRADE
FDV	FIRE DEPARTMENT VALVE
FE	FIRE EXTINGUISHER
FEC	FIRE EXTINGUISHER CABINET
FHC	FIRE HOSE CABINET
FP	FIREPROOF
FIXT	FIXTURE
FLASH	FLASHING
FLEX	FLEXIBLE
FLR	FLOOR
FD	FLOOR DRAIN
FLUOR	FLUORESCENT
FTG	FOOTING
FDTN	FOUNDATION
FRMG	FRAMING
FURN	FURNACE, FURNITURE
G	
GA	GAGE
GALV	GALVANIZED
GC	GENERAL CONTRACTOR
GEN	GENERATOR
GL	GLASS
GL BLK	GLASS BLOCK
GB	GRAB BAR
GR	GRADE
GRAN	GRANITE
GFCI	GROUND FAULT CIRCUIT INTERRUPTER
GUT	GUTTER
GYP BD	GYPSUM BOARD
H	
HNDRL	HANDRAIL
HDW	HARDWARE
HDWD	HARDWOOD
HD	HEAD
HVAC	HEATING, VENTILATING, AIR CONDITIONING
HT	HEIGHT
HPT	HIGH POINT
HC	HOLLOW CORE
HM	HOLLOW METAL
HORIZ	HORIZONTAL
HB	HOSE BIBB
HOSP	HOSPITAL
HR	HOUR
I	
IN	INCH
INFO	INFORMATION
ID	INSIDE DIAMETER
INSUL	INSULATED,INSULATION
INT	INTERIOR
J	
JAN	JANITOR
JT	JOINT

K	
KPL	KICKPLATE
KIT	KITCHEN
KB	KNEE BRACE
L	
LAB	LABORATORY
LAM	LAMINATE
LC	LAUNDRY CHUTE
LV	LAVATORY
LT	LIGHT
LD	LINEAR DIFFUSER
L CL	LINEN CLOSET
LL	LIVE LOAD
LLV	LONG LEG VERTICAL
LPT	LOW POINT
M	
MACH	MACHINE
MH	MANHOLE
MFD	MANUFACTURED
MFR	MANUFACTURER
MRB	MARBLE BASE
MRF	MARBLE FLOOR
MKR BD	MARKER BOARD
MO	MASONRY OPENING
MATL	MATERIAL
MAX	MAXIMUM
MECH	MECHANICAL
MED	MEDICAL
MC	MEDICINE CABINET
MEMB	MEMBRANE
MTL	METAL
MIN	MINIMUM, MINUTE
MISC	MISCELLANEOUS
MOD	MODIFIED
MLDG	MOLDING
N	
NAT FIN	NATURAL FINISH
NOM	NOMINAL
N	NORTH
NA	NOT APPLICABLE
NIC	NOT IN CONTRACT
NTS	NOT TO SCALE
NO	NUMBER
O	
OFF	OFFICE
OC	ON CENTER
OPNG	OPENING
OPP	OPPOSITE
OPH	OPPOSITE HAND
ORCH	ORCHESTRA
ORN	ORNAMENTAL
OD	OUTSIDE DIAMETER
OH	OVERHANG, OVERHEAD
OF/CI	OWNER FURNISHED/ CONTRACTOR INSTALLED
O	OXYGEN
P	
PR	PAIR
PNL	PANEL
PTD	PAPER TOWEL DISPENSER
PTN	PARTITION
PERF	PERFORATED
PC	PIECE
PLAM	PLASTIC LAMINATE
PLAS	PLASTIC, PLASTER
PSF	POUNDS PER SQUARE FOOT
PSI	POUNDS PER SQUARE INCH
PCC	PRECAST CONCRETE
PREFAB	PREFABRICATE
PREFIN	PREFINISH
PROD	PRODUCTION
Q	
QTY	QUANTITY
QT	QUARRY TILE

R	
R	RADIUS, RISER
RWD	REDWOOD
REF	REFERENCE, REFRIGERATOR
REINF	REINFORCE
REQD	REQUIRED
RB	RESILIENT BASE
RF	RESILIENT FLOORING
RA	RETURN AIR
REV	REVISION
RD	ROOF DRAIN
RM	ROOM
RO	ROUGH OPENING
RS	ROUGH SAWN
S	
SCHED	SCHEDULE
SECT	SECTION
SHTHG	SHEATHING
SHT	SHEET
SHV	SHELVING
SIM	SIMILAR
S	SOUTH
SP FIN	SPECIAL FINISH
SPEC	SPECIFICATION
SQ	SQUARE
SF	SQUARE FEET
SST	STAINLESS STEEL
STD	STANDARD
STL	STEEL
STL JST	STEEL JOIST
STOR	STORAGE
STRUCT	STRUCTURAL
S4S	SURFACED FOUR SIDES
SUSP	SUSPEND
SW	SWITCH
SYMM	SYMMETRICAL
T	
TK BD	TACKBOARD
TEL	TELEPHONE
TV	TELEVISION
TMPD	TEMPERED
TEMP	TEMPORARY
TER	TERRAZZO
THK	THICKNESS
TPD	TOILET PAPER DISPENSER
T&G	TONGUE AND GROOVE
TOS	TOP OF SLAB, STEEL
T	TREAD
TYP	TYPICAL
U	
UC	UNDERCUT
UNFIN	UNFINISH
UNO	UNLESS NOTED OTHERWISE
V	
VAC	VACUUM
VR	VAPOR RETARDER
VNR	VENEER
VP	VENEER PLASTER
VIF	VERIFY IN FIELD
VERT	VERTICAL
VEST	VESTIBULE
VCT	VINYL COMPOSITION TILE
VWC	VINYL WALL COVERING
W	
W CAB	WALL CABINETS
WC	WALL COVERING, WATER CLOSET
WP	WATERPROOFING, WEATHER
WT	WEIGHT
WWF	WELDED WIRE FABRIC
W	WIDE, WORKING POINT
WF	WIDE FLANGE
WDW	WINDOW
W/	WITH
W/O	WITHOUT
WD	WOOD
WDP	WOOD PANELING

SYMBOL LEGEND

SYMBOL	DESCRIPTION
	DEMOLITION
	EXISTING WALL
	NEW WALL
	CONTRACT LIMIT LINE
	COLUMN CENTER LINE

EXISTING COLUMN CENTER LINE

ELEVATION NUMBER

SHEET WHERE APPEARS

PLAN OR DETAIL NUMBER

BUILDING SECTION CUT

OTHER SECTION CUT

SHEET WHERE APPEARS (TYPICAL)

DETAIL FLAG NUMBER

WINDOW TAG — INTERIOR FINISH TYPE

WALL TYPE — FURNITURE, FIXTURE, EQUIPMENT

WINDOW TREATMENT TYPE

KEYED NOTE — EQUIPMENT

DASHED LINE AROUND AREA DETAILED

ELEVATION NUMBER

SHEET WHERE APPEARS

DOOR NUMBER

PROJECT DESCRIPTION

THIS PROJECT SCOPE SHALL INCLUDE BUT NOT BE LIMITED TO THE RENOVATION OF THE HALL AND WALLS ON THE GROUND FLOOR OF BUILDING ONE AT THE JAMES A. HALEY VA HOSPITAL, LOCATED AT 13000 BRUCE B. DOWNS BOULEVARD, TAMPA, FLORIDA. THE SCOPE OF WORK INCLUDES THE REPLACEMENT OF FLOORING, CEILINGS, DOORS, HARDWARE, LIGHT FIXTURES, CRASH RAILS, HANDRAILS, DRINKING FOUNTAINS AND MISCELLANEOUS ELEMENTS THAT ARE DIRECTLY RELATED TO THE HALLWAYS.

THIS WORK SHALL INCLUDE BUT NOT BE LIMITED TO ARCHITECTURAL, MECHANICAL, PLUMBING, & ELECTRICAL.

CODE REFERENCES

BUILDING CODE:
2020 FBC - INTERNATIONAL BUILDING CODE
2020 FBC - EXISTING BUILDING CODE

2020 FBC - INTERNATIONAL ENERGY CONSERVATION CODE
2020 FFPC - NFPA

ACCESSIBILITY CODE & GUIDELINES:
ABAAS & BFDG

MECHANICAL CODE:
2020 FBC - INTERNATIONAL MECHANICAL CODE

PLUMBING CODE:
2020 FBC - INTERNATIONAL PLUMBING CODE

ELECTRICAL CODE:
2020 FBC - INTERNATIONAL ELECTRICAL CODE

NFPA
NFPA 101 LIFE SAFETY CODE
NFPA NATIONAL FIRE CODES
NFPA 900 (OSHA)

BUILDING INFORMATION

DESCRIPTION OF BUILDING: GROUND FLOOR BUILDING 1.

GENERAL NOTES

A. ANY CHANGES MUST BE APPROVED BY COR BEFORE DOING ANY ADDITIONAL WORK. WORK SCHEDULE TO BE PERFORMED DURING REGULAR DAY SHIFT HOURS (8AM-4:30PM) ANY WORK OUTSIDE OF REGULAR SCHEDULE REQUIRES APPROVAL FROM COR.

B. COORDINATE STAGING AREA WITH COR, AND FIND INTERIOR COVERED STORAGE ON SITE FOR MATERIALS THAT MUST BE PROTECTED FROM ELEMENTS - COORDINATE WITH COR.

C. PERFORM WORK IN ACCORDANCE WITH VHA DIRECTIVE 2004-012 SAFETY AND HEALTH DURING CONSTRUCTION ACTIVITIES AND VHA DIRECTIVE 7701 OCCUPATIONAL SAFETY AND HEALTH (OSH) .

D. WORK PERFORMED FOR THIS PROJECT MAY INTERRUPT SERVICE TO ADJACENT AREAS AT TIMES BUT WILL NOT INTERRUPT OVERALL FACILITY OPERATION. SEE ELECTRICAL FOR POWER INTERRUPTION AND OUTAGE REQUIREMENTS.

E. CONTRACTOR TO VERIFY ALL DETAILS AGAINST EXISTING CONDITIONS PRIOR TO PURCHASE OF EQUIPMENT AND PRIOR TO CONSTRUCTION. CONTRACTOR IS RESPONSIBLE FOR BRINGING ANY DISCREPANCIES IN PLANS AND EXISTING SITE CONDITIONS TO IMMEDIATE ATTENTION OF CONTRACTING OFFICER REPRESENTATIVE.

F. CONTRACTOR SHALL PERFORM ALL WORK AND PROVIDE ALL MATERIALS IN ACCORDANCE WITH VA MASTER CONSTRUCTION SPECIFICATIONS, WHICH CAN BE FOUND AT HTTP://WWW.CFM.VA.GOV/TIL/. WHERE DISCREPANCIES ARE FOUND THE MORE STRINGENT SHALL APPLY.

G. NOT ALL KEYNOTES ARE ON ALL SHEETS.

INFECTION CONTROL MEASURES

NOTE: IN ADDITION TO THE FOLLOWING INFECTION CONTROL MEASURES OF ICRA CLASS & PERMIT LEVEL IV, THE CONTRACTOR SHALL REVIEW THE VA SAFETY-QUALITY CONTROL-INFECTION CONTROL DOCUMENTS IN THE SPECIFICATIONS. THE AE WILL PROVIDE A FORM FOR THE CONTRACTOR TO FILL OUT

DURING CONSTRUCTION:

A. ISOLATE HVAC SYSTEM IN AREA WHERE WORK IS BEING DONE TO PREVENT CONTAMINATION OF DUCT SYSTEM.

B. COMPLETE ALL CRITICAL BARRIERS I.E. SHEET ROCK, PLYWOOD, PLASTIC, TO SEAL AREA FROM NON-WORK AREA OR IMPLEMENT CONTROL CUBE METHOD (CART WITH PLASTIC COVERING AND SEALED CONNECTION TO WORK SITE WITH HEPA VACUUM FOR VACUUMING PRIOR TO EXIT) BEFORE CONSTRUCTION BEGINS.

C. MAINTAIN NEGATIVE AIR PRESSURE WITHIN WORK SITE UTILIZING HEPA EQUIPPED AIR FILTRATION UNITS. PROVIDE NEGATIVE AIR PRESSURE MONITOR.

D. SEAL HOLES, PIPES, CONDUITS, AND PUNCTURES APPROPRIATELY.

E. CONSTRUCT ANTEROOM AND REQUIRE ALL PERSONNEL TO PASS THROUGH THIS ROOM SO THEY CAN BE VACUUMED USING A HEPA VACUUM CLEANER BEFORE LEAVING WORK SITE OR THEY CAN WEAR CLOTH OR PAPER COVERALLS THAT ARE REMOVED EACH TIME THEY LEAVE THE WORK SITE.

F. DO NOT REMOVE BARRIERS FROM WORK AREA UNTIL COMPLETED PROJECT IS INSPECTED BY A SAFETY OFFICER AND INFECTION CONTROL COORDINATOR AND THOROUGHLY CLEANED BY THE ENVIRONMENTAL MANAGEMENT SERVICES.

UPON COMPLETION OF PROJECT:

A. REMOVE BARRIER MATERIAL CAREFULLY TO MINIMIZE SPREADING OF DIRT AND DEBRIS ASSOCIATED WITH CONSTRUCTION.

B. CONTAIN CONSTRUCTION WASTE BEFORE TRANSPORT IN TIGHTLY COVERED CONTAINERS.

C. COVER TRANSPORT RECEPTACLES OR CARTS. TAPE COVERING UNLESS SOLID LID.

D. VACUUM WORK AREA WITH HEPA FILTERED VACUUMS.

E. WET MOP AREA WITH DISINFECTANT.

F. REMOVE ISOLATION OF HVAC SYSTEM IN AREAS WHERE WORK IS BEING PERFORMED.

OWNER

Department of Veterans Affairs
James A Haley VA Hospital, Tampa, FL

Tampa FL VA Health Care System
13000 Bruce B Downs Blvd
Tampa, FL, 33612

Project No: 673-21-153

DESIGN TEAM

Architect
AESUS Design Group
1050 E. Southern Ave. Suite 5,
Tempe, Arizona 85282
David Combs (dcombs@aesusdesign.com)
480-454-2861

MPE Engineers
AESUS Design Group
1050 E. Southern Ave. Suite 5,
Tempe, Arizona 85282
Orlando Gonzales (ogonzales@aesusdesign.com)
480-454-2861

SHEET INDEX

SHEET #	SHEET NAME
G.001	COVER SHEET
A1.0	OVERALL FLOOR PLAN
A1.1	FLOOR PLAN WING A
A1.2	FLOOR PLAN WING B
A1.3	FLOOR PLAN WING C
A1.4	FLOOR PLAN WING D
A1.5	FLOOR PLAN WING E AND EXISTING DOOR SCHEDULE

ALTERNATES

ALTERNATE #1: TBD
ALTERNATE #2: TBD
ALTERNATE #3: TBD

VICINITY MAP

NORTH

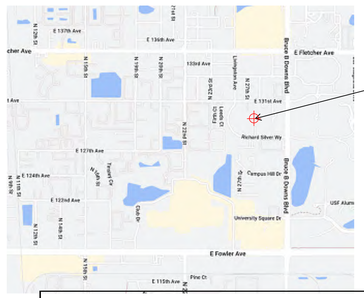

FACILITY MAP

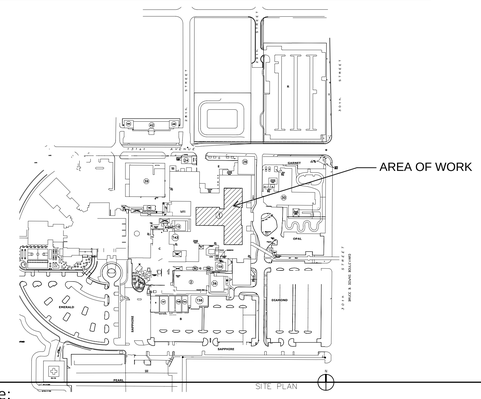

KEY PLAN

NTS

NORTH

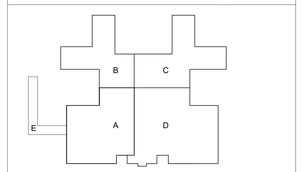

OHC ENVIRONMENTAL ENGINEERING
101 South Hoover Blvd, Suite 101 Tampa, FL 33609

Sheet Title: Hurricane Sally Recovery Package 11 - B253 Officers Club Mold Assessment		Sheet Number: Bldg. 1
Project Name: AESUS - Tampa VA Halls & Walls Project	OHC Project #: 220074AS	Date: 4/26/2022
Location: 13000 Bruce B Downs BlvdTampa, FL, 33612	OHC Project Manager: James Rizk	Prepared & Reviewed By: James Rizk

VA FORM 08-6231

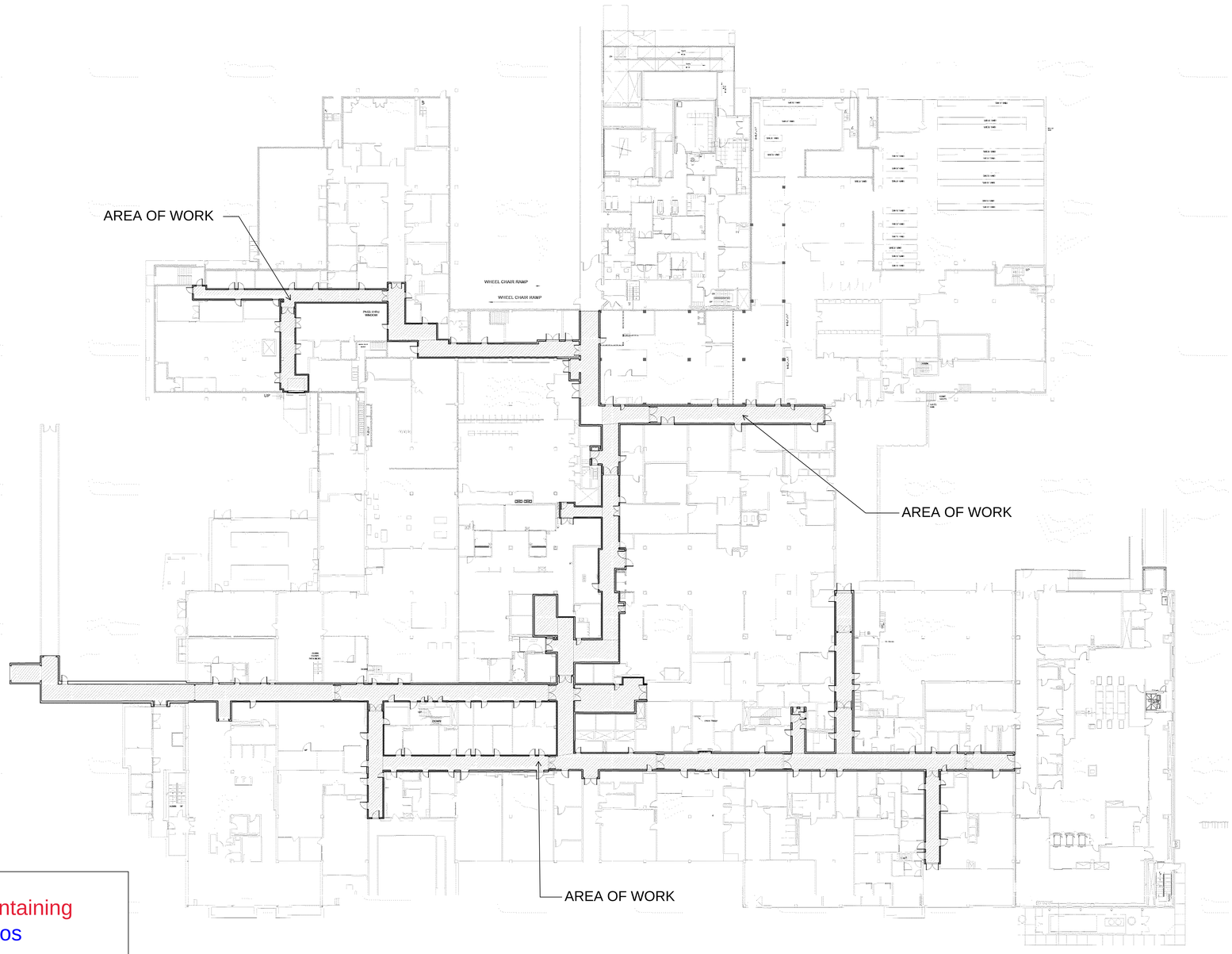

1 **LEVEL 01 FLOOR PLAN OVERALL**
3/64" = 1'-0"

Legend:
Asbestos Containing
None Asbestos

KEY PLAN NTS NORTH

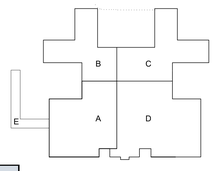

OHC ENVIRONMENTAL ENGINEERING
101 South Hoover Blvd, Suite 101 Tampa, FL 33609

Sheet Title: Hurricane Sally Recovery Package 11 - B253 Officers Club Mold Assessment		Sheet Number: Bldg. 1
Project Name: AESUS - Tampa VA Halls & Walls Project / OHC Project #: 220074AS		Date: 4/26/2022
Location: 13000 Bruce B Downs BlvdTampa, FL, 33612	OHC Project Manager: James Rizk	Prepared & Reviewed By: James Rizk

VA FORM 08-6231

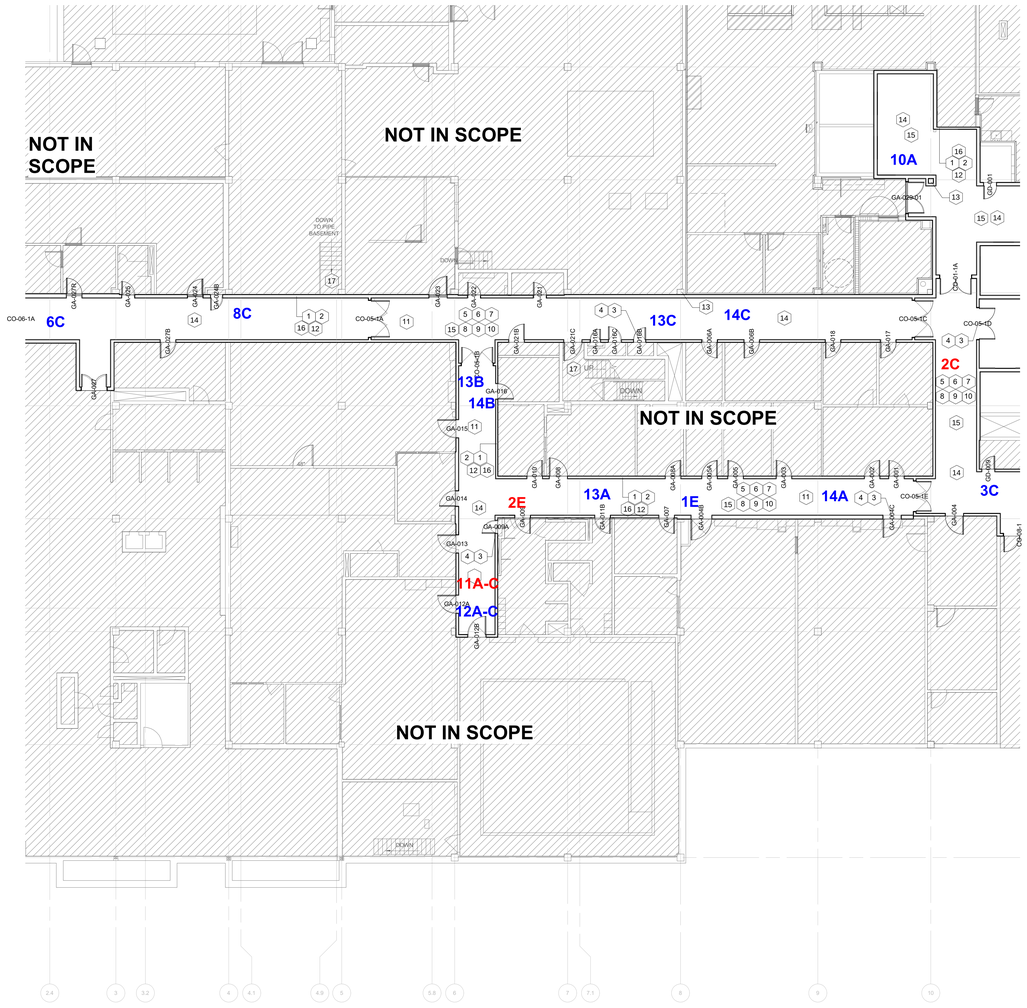

1 **LEVEL 01 FLOOR PLAN WING A**
3/32" = 1'-0"

Legend:
Asbestos Containing
None Asbestos

KEY PLAN NTS NORTH

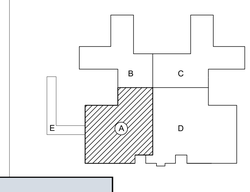

OHC ENVIRONMENTAL ENGINEERING
101 South Hoover Blvd, Suite 101 Tampa, FL 33609

Sheet Title: Hurricane Sally Recovery Package 11 - B253 Officers Club Mold Assessment			Sheet Number: Bldg. 1
Project Name: AESUS - Tampa VA Halls & Walls Project	OHC Project #: 220074AS		Date: 4/26/2022
Location 13000 Bruce B Downs BlvdTampa, FL, 33612		OHC Project Manager: James Rizk	Prepared & Reviewed By: James Rizk

VA FORM 08-6231

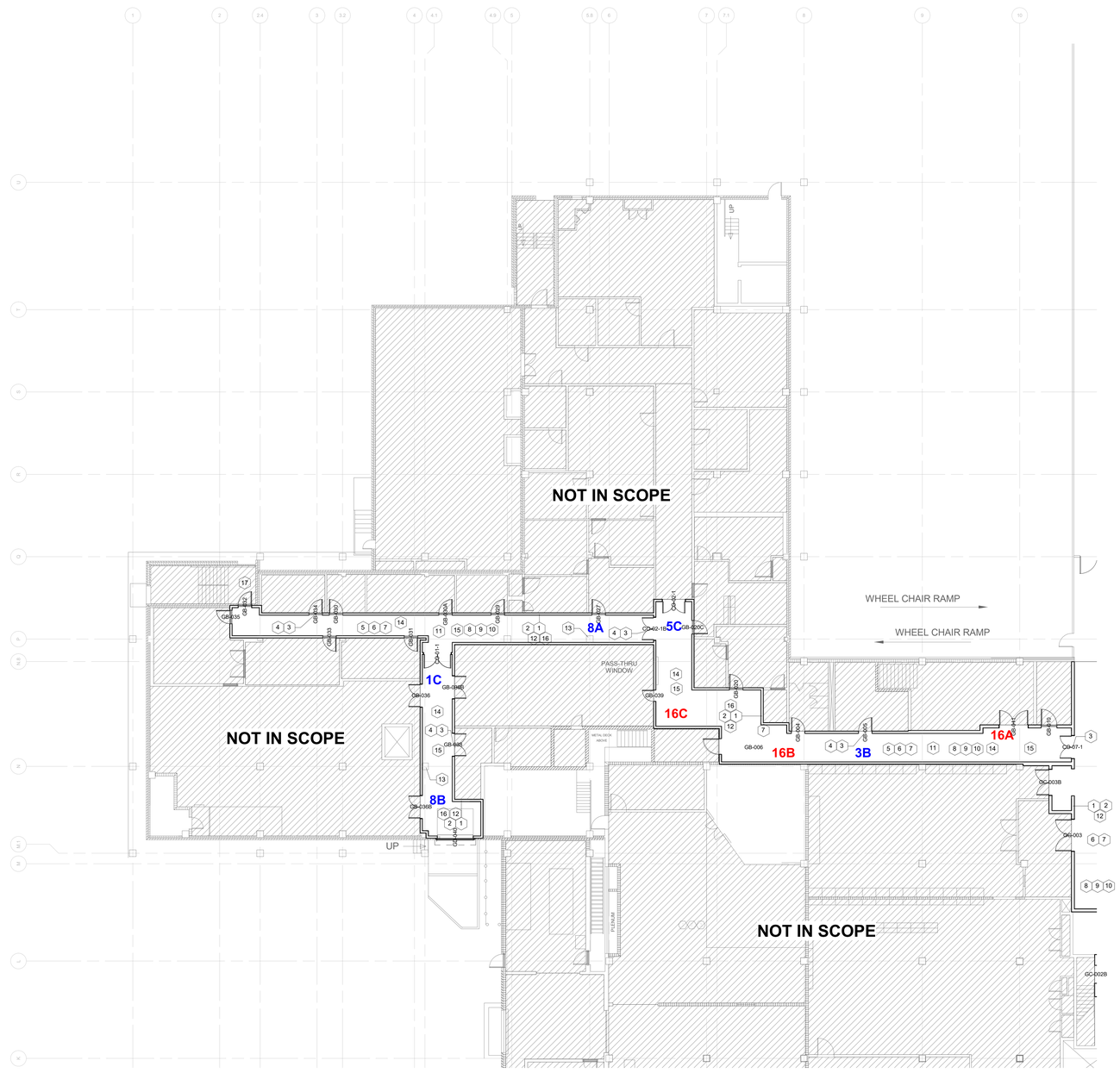

1 **LEVEL 01 FLOOR PLAN WING** B
3/32" = 1'-0"

Legend:
Asbestos Containing
None Asbestos

KEY PLAN NTS NORTH

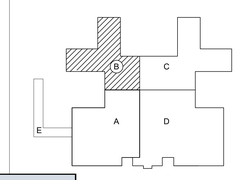

OHC ENVIRONMENTAL ENGINEERING
101 South Hoover Blvd, Suite 101 Tampa, FL 33609

Sheet Title: Hurricane Sally Recovery Package 11 - B253 Officers Club Mold Assessment		Sheet Number: Bldg. 1
Project Name: AESUS - Tampa VA Halls & Walls Project	OHC Project #: 220074AS	Date: 4/26/2022
Location 13000 Bruce B Downs BlvdTampa, FL, 33612	OHC Project Manager: James Rizk	Prepared & Reviewed By: James Rizk

VA FORM 08-6231

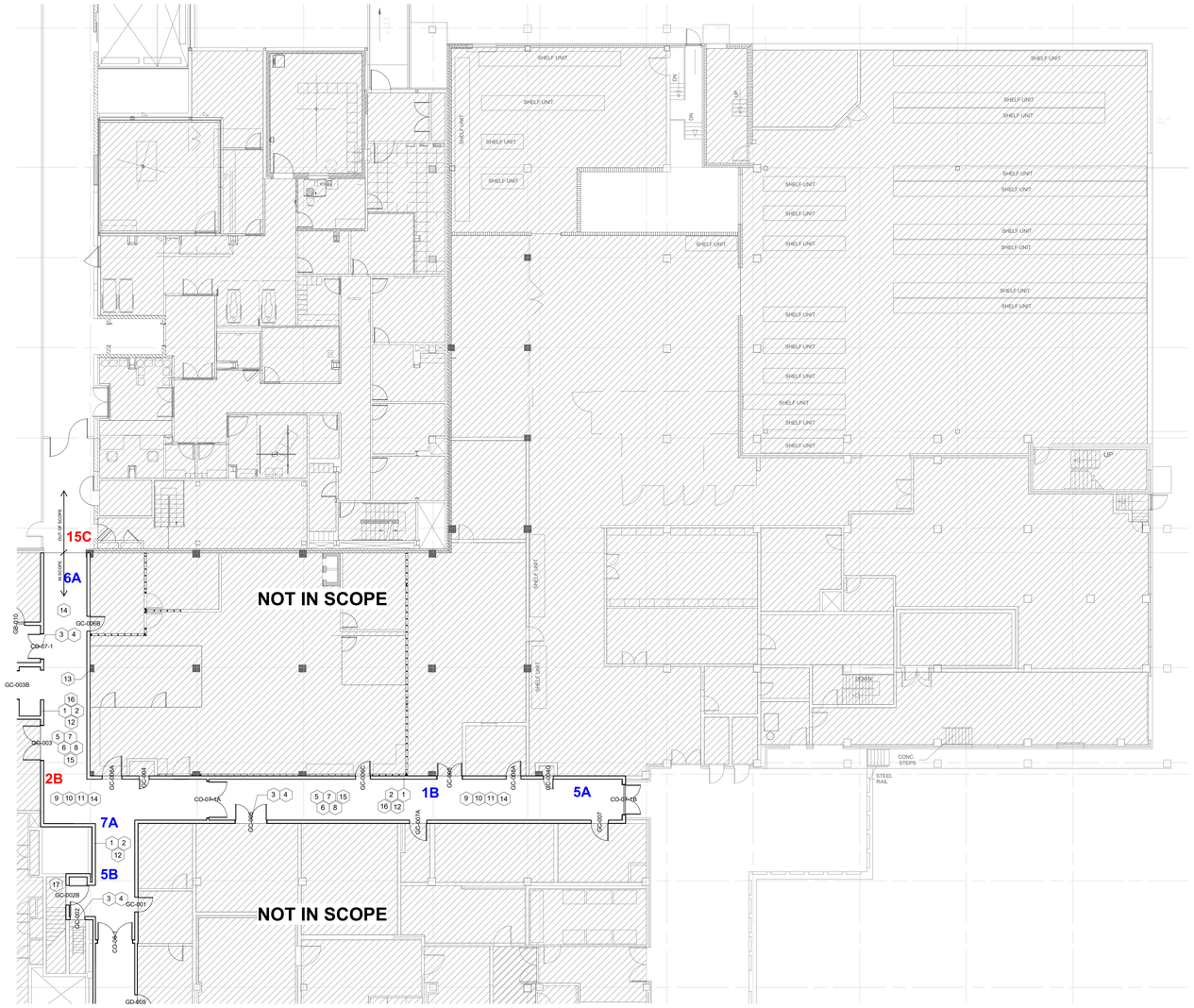

1 LEVEL 01 FLOOR PLAN WING C
3/32" = 1'-0"

Legend:
Asbestos Containing
None Asbestos

KEY PLAN NTS NORTH

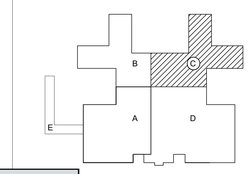

OHC ENVIRONMENTAL ENGINEERING
101 South Hoover Blvd, Suite 101 Tampa, FL 33609

Sheet Title: Hurricane Sally Recovery Package 11 - B253 Officers Club Mold Assessment			Sheet Number: Bldg. 1
Project Name: AESUS - Tampa VA Halls & Walls Project	OHC Project #: 220074AS		Date: 4/26/2022
Location 13000 Bruce B Downs BlvdTampa, FL, 33612		OHC Project Manager: James Rizk	Prepared & Reviewed By: James Rizk

VA FORM 08-6231

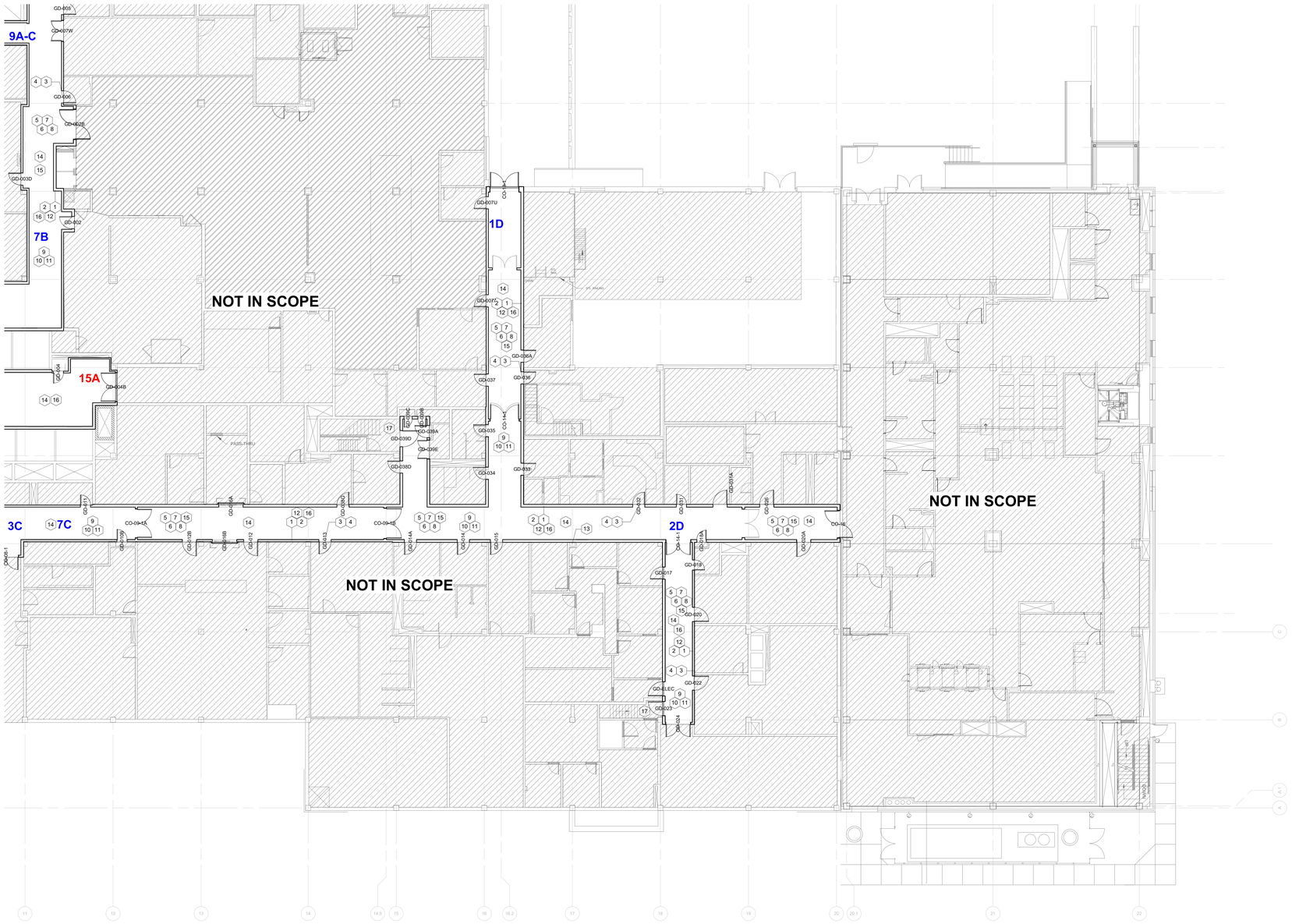

1 LEVEL 01 FLOOR PLAN WING D
3/32" = 1'-0"

Legend:
Asbestos Containing
None Asbestos

KEY PLAN NTS

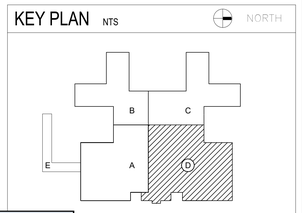

OHC ENVIRONMENTAL ENGINEERING
101 South Hoover Blvd, Suite 101 Tampa, FL 33609

Sheet Title: Hurricane Sally Recovery Package 11 - B253 Officers Club Mold Assessment		Sheet Number: Bldg. 1
Project Name: AESUS - Tampa VA Halls & Walls Project	OHC Project #: 220074AS	Date: 4/26/2022
Location 13000 Bruce B Downs BlvdTampa, FL, 33612	OHC Project Manager: James Rizk	Prepared & Reviewed By: James Rizk

VA FORM 08-6231

Door Schedule Existing

DOOR NUMBER	WIDTH	HEIGHT	DOOR TYPE
CO-01-1	6' - 0"	7' - 0"	A2
CO-01-1A	6' - 0"	7' - 0"	A2
CO-02-1	5' - 0"	7' - 0"	A2
CO-02-1B	5' - 0"	7' - 0"	A2
CO-05-1A	7' - 0"	7' - 0"	A2
CO-05-1B	6' - 0"	7' - 0"	A2
CO-05-1C	7' - 0"	7' - 0"	A2
CO-05-1D	6' - 0"	7' - 0"	A2
CO-05-1E	5' - 9"	7' - 0"	A2
CO-06-1	7' - 0"	7' - 0"	A2
CO-06-1A	7' - 0"	7' - 0"	A2
CO-06-1B	6' - 0"	7' - 0"	A2
CO-07-1	5' - 0"	7' - 0"	A2
CO-07-1A	7' - 4"	7' - 0"	A2
CO-07-1B	6' - 0"	7' - 0"	A2
CO-08-1	6' - 0"	7' - 0"	A2
CO-09-1A	7' - 0"	7' - 0"	A2
CO-09-1B	7' - 4"	7' - 0"	A2
CO-11-1	7' - 0"	7' - 0"	A2
CO-13-1	7' - 0"	7' - 0"	A2
CO-14-1	6' - 0"	7' - 0"	A2
CO-16	6' - 8"	7' - 0"	A4
GA-001	3' - 0"	7' - 0"	
GA-002	3' - 0"	7' - 0"	
GA-003	3' - 0"	7' - 0"	
GA-004	3' - 6"	7' - 0"	
GA-004B	4' - 0"	7' - 0"	
GA-004C	3' - 6"	7' - 0"	
GA-005	3' - 0"	7' - 0"	
GA-005A	3' - 0"	7' - 0"	
GA-006A	3' - 0"	7' - 0"	
GA-006B	3' - 0"	7' - 0"	
GA-007	3' - 0"	7' - 0"	
GA-008	3' - 6"	7' - 0"	
GA-008A	3' - 0"	7' - 0"	
GA-009	3' - 0"	7' - 0"	
GA-009A	2' - 6"	7' - 0"	
GA-010	3' - 0"	7' - 0"	
GA-011B	3' - 0"	7' - 0"	
GA-012A	3' - 6"	7' - 0"	
GA-012B	3' - 6"	7' - 0"	
GA-013	3' - 6"	7' - 0"	
GA-014	3' - 0"	7' - 0"	
GA-015	3' - 6"	7' - 0"	
GA-016	3' - 0"	7' - 0"	
GA-016A	2' - 0"	7' - 0"	
GA-016B	2' - 4"	7' - 0"	
GA-016C	2' - 6"	7' - 0"	
GA-017	3' - 0"	7' - 0"	
GA-018	3' - 0"	7' - 0"	
GA-021	2' - 6"	7' - 0"	
GA-021B	3' - 0"	7' - 0"	
GA-021C	3' - 6"	7' - 0"	
GA-022	2' - 6"	7' - 0"	
GA-023	3' - 6"	7' - 0"	
GA-024	3' - 0"	7' - 0"	
GA-024B	2' - 4"	7' - 0"	
GA-025	2' - 6"	7' - 0"	
GA-027	4' - 10"	7' - 0"	A2
GA-027B	3' - 0"	7' - 0"	
GA-027R	3' - 0"	7' - 0"	
GA-029-01	6' - 0"	7' - 0"	A2
GB-004	3' - 0"	7' - 0"	
GB-005	3' - 0"	7' - 0"	
GB-006	3' - 6"	7' - 0"	
GB-010	3' - 6"	7' - 0"	
GB-011	6' - 4"	7' - 0"	A2
GB-020	3' - 0"	7' - 0"	
GB-020C	3' - 0"	7' - 0"	
GB-027	3' - 0"	7' - 0"	
GB-029	3' - 0"	7' - 0"	
GB-030	3' - 0"	7' - 0"	
GB-030A	3' - 0"	7' - 0"	
GB-031	3' - 0"	7' - 0"	
GB-032	3' - 0"	7' - 0"	
GB-033	3' - 0"	7' - 0"	
GB-034	3' - 0"	7' - 0"	
GB-035	3' - 0"	7' - 0"	
GB-036	5' - 0"	7' - 0"	A2
GB-036B	5' - 0"	7' - 0"	A2
GB-038	5' - 0"	7' - 0"	A2
GB-039	2' - 6"	7' - 0"	
GB-039B	5' - 0"	7' - 0"	A2
GC-001	3' - 0"	7' - 0"	
GC-002	3' - 0"	7' - 0"	
GC-002B	4' - 0"	7' - 0"	
GC-003	7' - 0"	7' - 0"	A2
GC-003B	5' - 8"	7' - 0"	A3
GC-004	2' - 6"	7' - 0"	
GC-004G	2' - 0"	7' - 0"	
GC-005	6' - 4"	7' - 0"	A2
GC-006A	4' - 0"	7' - 0"	
GC-006B	3' - 0"	7' - 0"	
GC-006C	3' - 0"	7' - 0"	
GC-007	3' - 6"	7' - 0"	
GC-007A	3' - 6"	7' - 0"	
GC-008	5' - 0"	7' - 0"	A2
GC-008A	3' - 0"	7' - 0"	
GD-001	2' - 6"	7' - 0"	
GD-002	3' - 0"	7' - 0"	
GD-003D	3' - 0"	7' - 0"	
GD-004	2' - 6"	7' - 0"	
GD-004B	7' - 0"	7' - 0"	A2
GD-005	3' - 0"	7' - 0"	
GD-006	3' - 0"	7' - 0"	
GD-007A	3' - 0"	7' - 0"	
GD-007B	7' - 4"	7' - 0"	A4
GD-007U	3' - 0"	7' - 0"	
GD-007W	5' - 0"	7' - 0"	A2
GD-009	2' - 6"	7' - 0"	
GD-010B	2' - 6"	7' - 0"	
GD-011	2' - 6"	7' - 0"	
GD-012	3' - 6"	7' - 0"	
GD-012B	3' - 6"	7' - 0"	
GD-013	3' - 0"	7' - 0"	
GD-014	3' - 0"	7' - 0"	
GD-014A	3' - 0"	7' - 0"	
GD-015	3' - 0"	7' - 0"	
GD-016A	6' - 0"	8' - 0"	
GD-016B	6' - 0"	8' - 0"	
GD-017	3' - 0"	7' - 0"	
GD-018	2' - 6"	7' - 0"	
GD-018A	2' - 4"	7' - 0"	
GD-020	3' - 6"	7' - 0"	
GD-020A	3' - 6"	7' - 0"	
GD-022	3' - 6"	7' - 0"	
GD-023	3' - 6"	7' - 0"	
GD-024	6' - 0"	7' - 0"	A2
GD-026	3' - 6"	7' - 0"	
GD-027	3' - 0"	7' - 0"	
GD-028	6' - 0"	7' - 0"	A2
GD-031	2' - 6"	7' - 0"	
GD-031A	3' - 6"	7' - 0"	
GD-032	3' - 0"	7' - 0"	
GD-033	3' - 0"	7' - 0"	
GD-034	3' - 0"	7' - 0"	
GD-035	3' - 0"	7' - 0"	
GD-036	3' - 0"	7' - 0"	
GD-036A	3' - 0"	7' - 0"	
GD-037	3' - 0"	7' - 0"	
GD-038D	3' - 0"	7' - 0"	
GD-038G	3' - 0"	7' - 0"	
GD-039A	3' - 0"	7' - 0"	
GD-039B	2' - 0"	7' - 0"	
GD-039C	2' - 0"	7' - 0"	
GD-039D	4' - 0"	7' - 0"	
GD-039E	4' - 6"	7' - 0"	A2
GD-040	8' - 0"	8' - 0"	
GD-ELEC	3' - 6"	7' - 0"	
GE-001	6' - 0"	7' - 0"	A2
GE-002	3' - 0"	7' - 0"	
GE-003	7' - 0"	7' - 0"	A2
GE-004	7' - 0"	7' - 0"	A2

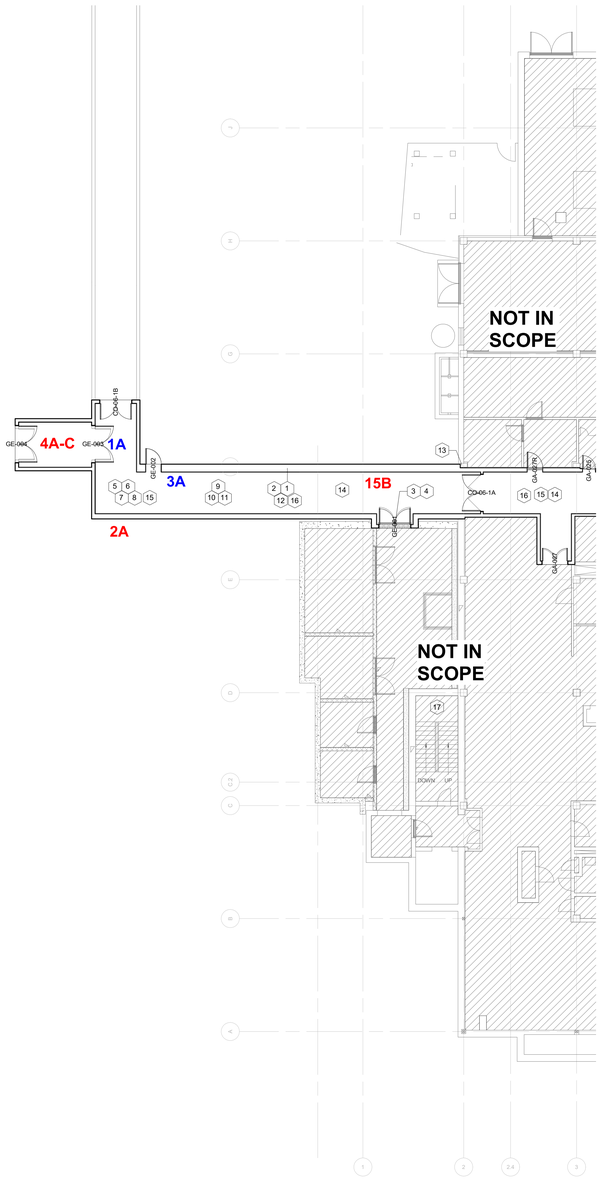

1 **LEVEL 01 FLOOR PLAN WING E**
3/32" = 1'-0"

Legend:
Asbestos Containing
None Asbestos

KEY PLAN NTS

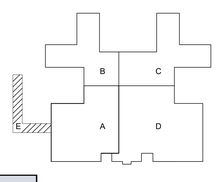

OHC ENVIRONMENTAL ENGINEERING
101 South Hoover Blvd, Suite 101 Tampa, FL 33609

Sheet Title: Hurricane Sally Recovery Package 11 - B253 Officers Club Mold Assessment		Sheet Number: Bldg. 1
Project Name: AESUS - Tampa VA Halls & Walls Project	OHC Project #: 220074AS	Date: 4/26/2022
Location 13000 Bruce B Downs BlvdTampa, FL, 33612	OHC Project Manager: James Rizk	Prepared & Reviewed By: James Rizk

VA FORM 08-6231

Revisions	Date
O&IT AREA UPDATE	06-16-11
FILE ROOM UPDATE	10-11-11
WAREHOUSE ADMIN AREA	06-25-15
SPD D WING AREA UPDATED	10-25-16

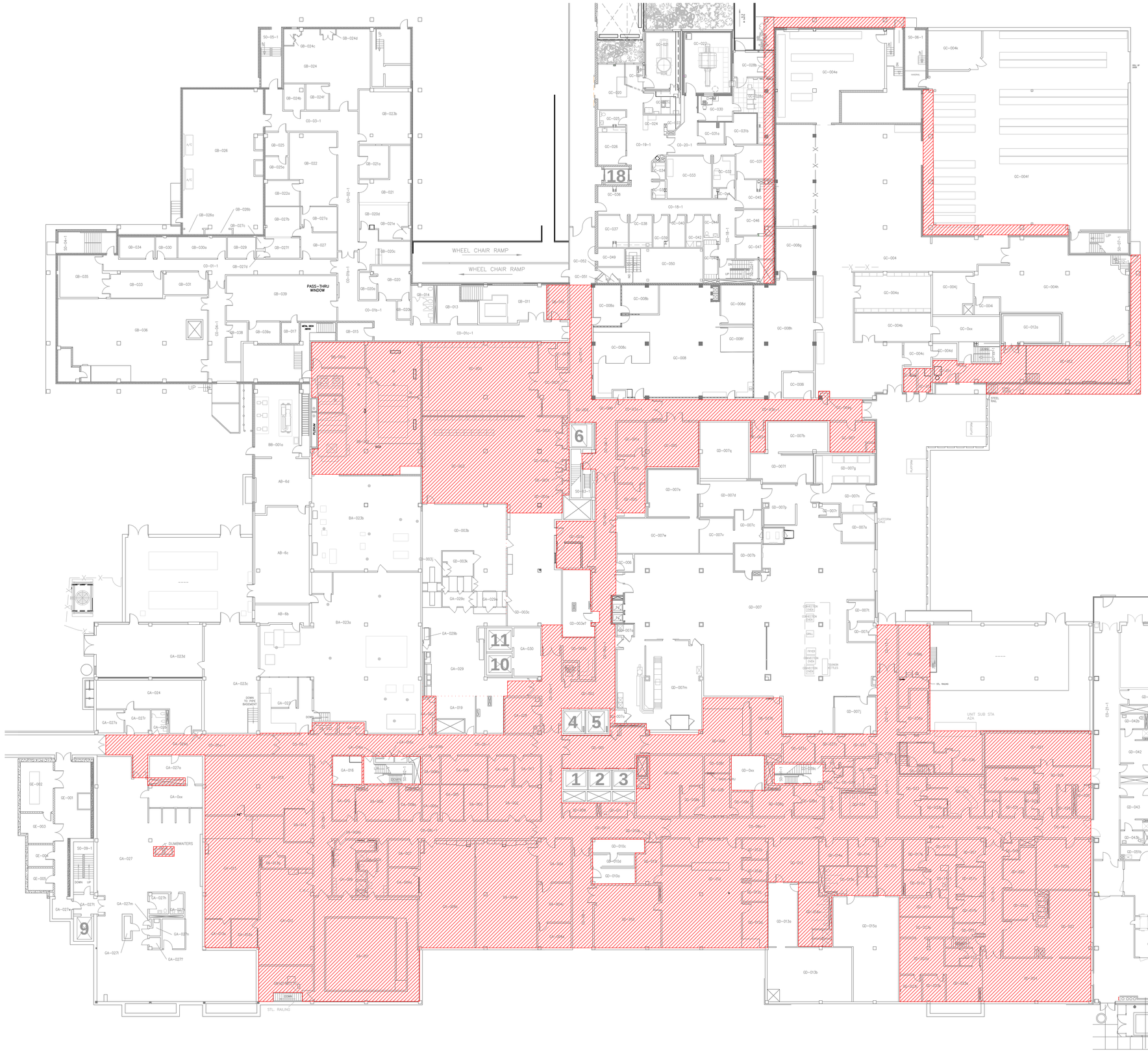

POSITIVE - HOMOGENEOUS AREAS

HSA18 = GRAY FIRE PROOFING

SCALE: 1/16" = 1'-0"

OHC ENVIRONMENTAL ENGINEERING

Drawing Title

FIRE PROOFING GROUND FLOOR

Project Title

ASBESTOS

Approved: Project Section Chief

Approved: Division Chief

Approved: Facility Director

Location
JAMES A. HALEY VETERANS' HOSPITAL
13000 BRUCE B. DOWNS BLVD.
TAMPA, FLORIDA 33612

Drawn	Date
SLW	06/01/18
Checked	Project No.

Bldg #	DRAWING NO.
1	1HA111
File Number	Dwg. Of

Office of Facilities

Department of Veterans Affairs

POSITIVE - HOMOGENEOUS AREAS

B = 12X12 FT TAN W/BROWN STREAKS	U = LINOLEUM OFF WHITE W/BROWN STREAKS
D = 12X12 FT MED BROWN SPECKLED	K1 = 12X12 FT LIGHT BROWN W/DRK BROWN STREAKS
F = 12X12 FT DARK PINK/RED	M1 = 12X12 FT WHITE W/BROWN STREAKS
J = FT MED GREY LINOLEUM SPECKLED W/RED, BLUE & BLACK DOTS	P1 = 12X12 FT LIGHT BROWN W/DRK BROWN, CREAM & ORANGE STREAKS
K = 12X12 FT SOLID BLACK	C2 = 12X12 FT TAN W/OLIVE & WHITE STREAKS
L = 12X12 FT BLACK W/PINK, BLUE & WHITE DOTS M = 12X12 FT WHITE W/PINK, BLUE & WHITE DOTS	HSA12 = 12X12 WHITE TILE W/BEIGE SPLATTERS & YELLOW MASTIC
P = 12X12 FT MED/DRK BROWN SPECKLED	

POSITIVE - HOMOGENEOUS AREAS

B = 12X12 FT TAN W/BROWN STREAKS	M1 = 12X12 FT WHITE W/GREY SPATTERS (DIFF. SHADES)
D = 12X12 FT MED BROWN SPECKLED	
F = 12X12 FT DARK PINK/RED	
J = FT MED GREY LINOLEUM SPECKLED W/RED, BLUE & BLACK DOTS	

POSITIVE - HOMOGENEOUS AREAS

B = 12X12 FT TAN W/BROWN STREAKS	ORIGINAL MASTIC

POSITIVE - HOMOGENEOUS AREAS

HSA2 = 9X9 TILE W/BROWN STREAK & BLACK MASTIC	
B = 12X12 FT TAN W/BROWN STREAKS	P1 = 12X12 FT LIGHT BROWN
D = 12X12 FT MED BROWN SPECKLED	
F = 12X12 FT DRK PINK/RED	

Revisions	Date
O&IT AREA UPDATE	06-16-11
FILE ROOM UPDATE	10-11-11
WAREHOUSE ADMIN AREA	06-25-15
SPD D WING AREA UPDATED	10-25-16

OHC ENVIRONMENTAL ENGINEERING

Drawing Title

HOMOGENEOUS AREAS GROUND FLOOR

Project Title

ASBESTOS

Approved: Project Section Chief

Approved: Division Chief

Approved: Facility Director

Location
JAMES A. HALEY VETERANS' HOSPITAL
13000 BRUCE B. DOWNS BLVD.
TAMPA, FLORIDA 33612

Drawn	Date
SLW	06/01/18
Checked	Project No.

Bldg #	DRAWING NO.
1	1HA112
File Number	Dwg. Of

SCALE: 1/16" = 1'-0"

Office of Facilities
Department of Veterans Affairs

Lead Wings A-E

Department of Veterans Affairs
James A Haley VA Hospital, Tampa, FL

Renovate Halls and Walls on the Ground Floor - 673-21-153

APPROVED FOR CONSTRUCTION

Approved: Director

Approved: Associate Director

Approved: Chief Facilities Management

Approved: Manager / Engineer

Approved: Safety Officer

Approved: Union representative

ABBREVIATIONS

A	
AFF	ABOVE FINISHED FLOOR
ACST	ACOUSTIC (AL)
ACT	ACOUSTICAL CEILING TILE
APC	ACOUSTICAL PANEL CEILING
AWP	ACOUSTICAL WALL PANEL
AWT	ACOUSTICAL WALL
ADJ	ADJUSTABLE
A/C	AIR CONDITIONING
AHU	AIR HANDLING UNIT
ALT	ALTERNATE
ALUM	ALUMINUM
AB	ANCHOR BOLT
AL	ANGLE
APPROX	APPROXIMATE
ARCH	ARCHITECT (URAL)
ASPH	ASPHALT
ASSY	ASSEMBLY
AUTO	AUTOMATIC
AWN	AWNING
B	
BALC	BALCONY
BSMT	BASEMENT
BM	BEAM, BENCHMARK
BR	BEDROOM
BLKG	BLOCKING
BD	BOARD
BOT	BOTTOM
BRKT	BRACKET
BRK	BRICK
B CL	BROOM CLOSET
BLDG	BUILDING
BLT IN	BUILT-IN
BUR	BUILT-UP ROOFING
C	
CAB	CABINET
CPT	CARPET
CSMT	CASEMENT
CI	CAST IRON
CB	CATCH BASIN
CLG	CEILING
CEM	CEMENT
CL	CENTER LINE
CER	CERAMIC
CT	CERAMIC TILE
CO	CLEANOUT, CASED OPENING
CLR	CLEAR, COLOR
CLO	CLOSET
COL	COLUMN
CMPST	COMPOSITE
CONC	CONCRETE
CMU	CONCRETE MASONRY UNIT
CONSTR	CONSTRUCTION
CONT	CONTINUOUS
CONTR	CONTRACTOR
COTR	CONTRACTING OFFICER
CJ	CONTROL JOINT
COP	COPING
CU	COPPER
CG	CORNER GUARD
CORR	CORRIDOR
CNTR	COUNTER
CSK	COUNTER SUNK
D	
DMPF	DAMPPROOFING
DL	DEAD LOAD
DEMO	DEMOLITION
DET	DETAIL
DIA	DIAMETER
DIFF	DIFFUSER
DIM	DIMENSION
DR	DOOR, DRAIN
DH	DOUBLE HUNG
DN	DOWN
DS	DOWNSPOUT
DWR	DRAWER
DWG	DRAWING
DF	DRINKING FOUNTAIN
DUPL	DUPLICATE

E	
EA	EACH
E	EAST
EWC	ELECTRIC WATER COOLER
ELEC	ELECTRIC (AL)
EL	ELEVATION
ELEV	ELEVATOR
EMER	EMERGENCY
ENGR	ENGINEER
EQ	EQUAL
EQUIP	EQUIPMENT
EXIST	EXISTING
ETR	EXISTING TO REMAIN
EXP	EXPANSION
EXP BT	EXPANSION BOLT
EJ	EXPANSION JOINT
EXP	EXPOSED
EXT	EXTERIOR
EIFS	EXTERIOR INSULATION AND FINISH SYSTEM
F	
FWC	FABRIC WALL COVERING
FT	FEET, FOOT
FGL	FIBERGLASS
FIN	FINISH
FIN GR	FINISH GRADE
FDV	FIRE DEPARTMENT VALVE
FE	FIRE EXTINGUISHER
FEC	FIRE EXTINGUISHER CABINET
FHC	FIRE HOSE CABINET
FP	FIREPROOF
FIXT	FIXTURE
FLASH	FLASHING
FLEX	FLEXIBLE
FLR	FLOOR
FD	FLOOR DRAIN
FLUOR	FLUORESCENT
FTG	FOOTING
FDTN	FOUNDATION
FRMG	FRAMING
FURN	FURNACE, FURNITURE
G	
GA	GAGE
GALV	GALVANIZED
GC	GENERAL CONTRACTOR
GEN	GENERATOR
GL	GLASS
GL BLK	GLASS BLOCK
GB	GRAB BAR
GR	GRADE
GRAN	GRANITE
GFCI	GROUND FAULT CIRCUIT INTERRUPTER
GUT	GUTTER
GYP BD	GYPSUM BOARD
H	
HNDRL	HANDRAIL
HDW	HARDWARE
HDWD	HARDWOOD
HD	HEAD
HVAC	HEATING, VENTILATING, AIR CONDITIONING
HT	HEIGHT
HPT	HIGH POINT
HC	HOLLOW CORE
HM	HOLLOW METAL
HORIZ	HORIZONTAL
HB	HOSE BIBB
HOSP	HOSPITAL
HR	HOUR
I	
IN	INCH
INFO	INFORMATION
ID	INSIDE DIAMETER
INSUL	INSULATED,INSULATION
INT	INTERIOR
J	
JAN	JANITOR
JT	JOINT

K	
KPL	KICKPLATE
KIT	KITCHEN
KB	KNEE BRACE
L	
LAB	LABORATORY
LAM	LAMINATE
LC	LAUNDRY CHUTE
LV	LAVATORY
LT	LIGHT
LD	LINEAR DIFFUSER
L CL	LINEN CLOSET
LL	LIVE LOAD
LLV	LONG LEG VERTICAL
LPT	LOW POINT
M	
MACH	MACHINE
MH	MANHOLE
MFD	MANUFACTURED
MFR	MANUFACTURER
MRB	MARBLE BASE
MRF	MARBLE FLOOR
MKR BD	MARKER BOARD
MO	MASONRY OPENING
MATL	MATERIAL
MAX	MAXIMUM
MECH	MECHANICAL
MED	MEDICAL
MC	MEDICINE CABINET
MEMB	MEMBRANE
MTL	METAL
MIN	MINIMUM, MINUTE
MISC	MISCELLANEOUS
MOD	MODIFIED
MLDG	MOLDING
N	
NAT FIN	NATURAL FINISH
NOM	NOMINAL
N	NORTH
NA	NOT APPLICABLE
NIC	NOT IN CONTRACT
NTS	NOT TO SCALE
NO	NUMBER
O	
OFF	OFFICE
OC	ON CENTER
OPNG	OPENING
OPP	OPPOSITE
OPH	OPPOSITE HAND
ORCH	ORCHESTRA
ORN	ORNAMENTAL
OD	OUTSIDE DIAMETER
OH	OVERHANG, OVERHEAD
OF/CI	OWNER FURNISHED/ CONTRACTOR INSTALLED
O	OXYGEN
P	
PR	PAIR
PNL	PANEL
PTD	PAPER TOWEL DISPENSER
PTN	PARTITION
PERF	PERFORATED
PC	PIECE
PLAM	PLASTIC LAMINATE
PLAS	PLASTIC, PLASTER
PSF	POUNDS PER SQUARE FOOT
PSI	POUNDS PER SQUARE INCH
PCC	PRECAST CONCRETE
PREFAB	PREFABRICATE
PREFIN	PREFINISH
PROD	PRODUCTION
Q	
QTY	QUANTITY
QT	QUARRY TILE

R	
R	RADIUS, RISER
RWD	REDWOOD
REF	REFERENCE, REFRIGERATOR
REINF	REINFORCE
REQD	REQUIRED
RB	RESILIENT BASE
RF	RESILIENT FLOORING
RA	RETURN AIR
REV	REVISION
RD	ROOF DRAIN
RM	ROOM
RO	ROUGH OPENING
RS	ROUGH SAWN
S	
SCHED	SCHEDULE
SECT	SECTION
SHTHG	SHEATHING
SHT	SHEET
SHV	SHELVING
SIM	SIMILAR
S	SOUTH
SP FIN	SPECIAL FINISH
SPEC	SPECIFICATION
SQ	SQUARE
SF	SQUARE FEET
SST	STAINLESS STEEL
STD	STANDARD
STL	STEEL
STL JST	STEEL JOIST
STOR	STORAGE
STRUCT	STRUCTURAL
S4S	SURFACED FOUR SIDES
SUSP	SUSPEND
SW	SWITCH
SYMM	SYMMETRICAL
T	
TK BD	TACKBOARD
TEL	TELEPHONE
TV	TELEVISION
TMPD	TEMPERED
TEMP	TEMPORARY
TER	TERRAZZO
THK	THICKNESS
TPD	TOILET PAPER DISPENSER
T&G	TONGUE AND GROOVE
TOS	TOP OF SLAB, STEEL
T	TREAD
TYP	TYPICAL
U	
UC	UNDERCUT
UNFIN	UNFINISH
UNO	UNLESS NOTED OTHERWISE
V	
VAC	VACUUM
VR	VAPOR RETARDER
VNR	VENEER
VP	VENEER PLASTER
VIF	VERIFY IN FIELD
VERT	VERTICAL
VEST	VESTIBULE
VCT	VINYL COMPOSITION TILE
VWC	VINYL WALL COVERING
W	
W CAB	WALL CABINETS
WC	WALL COVERING, WATER CLOSET
WP	WATERPROOFING, WEATHER
WT	WEIGHT
WWF	WELDED WIRE FABRIC
W	WIDE, WORKING POINT
WF	WIDE FLANGE
WDW	WINDOW
W/	WITH
W/O	WITHOUT
WD	WOOD
WDP	WOOD PANELING

SYMBOL LEGEND

SYMBOL	DESCRIPTION
	DEMOLITION
	EXISTING WALL
	NEW WALL
	CONTRACT LIMIT LINE
	COLUMN CENTER LINE

EXISTING COLUMN CENTER LINE

ELEVATION NUMBER
SHEET WHERE APPEARS

PLAN OR DETAIL NUMBER

BUILDING SECTION CUT

OTHER SECTION CUT
SHEET WHERE APPEARS (TYPICAL)

DETAIL FLAG NUMBER

WINDOW TAG — INTERIOR FINISH TYPE

WALL TYPE — FURNITURE, FIXTURE, EQUIPMENT

WINDOW TREATMENT TYPE

KEYED NOTE — EQUIPMENT

DASHED LINE AROUND AREA DETAILED

ELEVATION NUMBER

SHEET WHERE APPEARS

DOOR NUMBER

PROJECT DESCRIPTION

THIS PROJECT SCOPE SHALL INCLUDE BUT NOT BE LIMITED TO THE RENOVATION OF THE HALL AND WALLS ON THE GROUND FLOOR OF BUILDING ONE AT THE JAMES A. HALEY VA HOSPITAL, LOCATED AT 13000 BRUCE B. DOWNS BOULEVARD, TAMPA, FLORIDA. THE SCOPE OF WORK INCLUDES THE REPLACEMENT OF FLOORING, CEILINGS, DOORS, HARDWARE, LIGHT FIXTURES, CRASH RAILS, HANDRAILS, DRINKING FOUNTAINS AND MISCELLANEOUS ELEMENTS THAT ARE DIRECTLY RELATED TO THE HALLWAYS.

THIS WORK SHALL INCLUDE BUT NOT BE LIMITED TO ARCHITECTURAL, MECHANICAL, PLUMBING, & ELECTRICAL.

CODE REFERENCES

BUILDING CODE:
2020 FBC - INTERNATIONAL BUILDING CODE
2020 FBC - EXISTING BUILDING CODE

2020 FBC - INTERNATIONAL ENERGY CONSERVATION CODE
2020 FFPC - NFPA

ACCESSIBILITY CODE & GUIDELINES:
ABAAS & BFDG

MECHANICAL CODE:
2020 FBC - INTERNATIONAL MECHANICAL CODE

PLUMBING CODE:
2020 FBC - INTERNATIONAL PLUMBING CODE

ELECTRICAL CODE:
2020 FBC - INTERNATIONAL ELECTRICAL CODE

NFPA
NFPA 101 LIFE SAFETY CODE
NFPA NATIONAL FIRE CODES
NFPA 900 (OSHA)

BUILDING INFORMATION

DESCRIPTION OF BUILDING: GROUND FLOOR BUILDING 1.

GENERAL NOTES

A. ANY CHANGES MUST BE APPROVED BY COR BEFORE DOING ANY ADDITIONAL WORK. WORK SCHEDULE TO BE PERFORMED DURING REGULAR DAY SHIFT HOURS (8AM-4:30PM) ANY WORK OUTSIDE OF REGULAR SCHEDULE REQUIRES APPROVAL FROM COR.

B. COORDINATE STAGING AREA WITH COR, AND FIND INTERIOR COVERED STORAGE ON SITE FOR MATERIALS THAT MUST BE PROTECTED FROM ELEMENTS - COORDINATE WITH COR.

C. PERFORM WORK IN ACCORDANCE WITH VHA DIRECTIVE 2004-012 SAFETY AND HEALTH DURING CONSTRUCTION ACTIVITIES AND VHA DIRECTIVE 7701 OCCUPATIONAL SAFETY AND HEALTH (OSH) .

D. WORK PERFORMED FOR THIS PROJECT MAY INTERRUPT SERVICE TO ADJACENT AREAS AT TIMES BUT WILL NOT INTERRUPT OVERALL FACILITY OPERATION. SEE ELECTRICAL FOR POWER INTERRUPTION AND OUTAGE REQUIREMENTS.

E. CONTRACTOR TO VERIFY ALL DETAILS AGAINST EXISTING CONDITIONS PRIOR TO PURCHASE OF EQUIPMENT AND PRIOR TO CONSTRUCTION. CONTRACTOR IS RESPONSIBLE FOR BRINGING ANY DISCREPANCIES IN PLANS AND EXISTING SITE CONDITIONS TO IMMEDIATE ATTENTION OF CONTRACTING OFFICER REPRESENTATIVE.

F. CONTRACTOR SHALL PERFORM ALL WORK AND PROVIDE ALL MATERIALS IN ACCORDANCE WITH VA MASTER CONSTRUCTION SPECIFICATIONS, WHICH CAN BE FOUND AT HTTP://WWW.CFM.VA.GOV/TIL/. WHERE DISCREPANCIES ARE FOUND THE MORE STRINGENT SHALL APPLY.

G. NOT ALL KEYNOTES ARE ON ALL SHEETS.

INFECTION CONTROL MEASURES

NOTE: IN ADDITION TO THE FOLLOWING INFECTION CONTROL MEASURES OF ICRA CLASS & PERMIT LEVEL IV, THE CONTRACTOR SHALL REVIEW THE VA SAFETY-QUALITY CONTROL-INFECTION CONTROL DOCUMENTS IN THE SPECIFICATIONS. THE AE WILL PROVIDE A FORM FOR THE CONTRACTOR TO FILL OUT

DURING CONSTRUCTION:

A. ISOLATE HVAC SYSTEM IN AREA WHERE WORK IS BEING DONE TO PREVENT CONTAMINATION OF DUCT SYSTEM.

B. COMPLETE ALL CRITICAL BARRIERS I.E. SHEET ROCK, PLYWOOD, PLASTIC, TO SEAL AREA FROM NON-WORK AREA OR IMPLEMENT CONTROL CUBE METHOD (CART WITH PLASTIC COVERING AND SEALED CONNECTION TO WORK SITE WITH HEPA VACUUM FOR VACUUMING PRIOR TO EXIT) BEFORE CONSTRUCTION BEGINS.

C. MAINTAIN NEGATIVE AIR PRESSURE WITHIN WORK SITE UTILIZING HEPA EQUIPPED AIR FILTRATION UNITS. PROVIDE NEGATIVE AIR PRESSURE MONITOR.

D. SEAL HOLES, PIPES, CONDUITS, AND PUNCTURES APPROPRIATELY.

E. CONSTRUCT ANTEROOM AND REQUIRE ALL PERSONNEL TO PASS THROUGH THIS ROOM SO THEY CAN BE VACUUMED USING A HEPA VACUUM CLEANER BEFORE LEAVING WORK SITE OR THEY CAN WEAR CLOTH OR PAPER COVERALLS THAT ARE REMOVED EACH TIME THEY LEAVE THE WORK SITE.

F. DO NOT REMOVE BARRIERS FROM WORK AREA UNTIL COMPLETED PROJECT IS INSPECTED BY A SAFETY OFFICER AND INFECTION CONTROL COORDINATOR AND THOROUGHLY CLEANED BY THE ENVIRONMENTAL MANAGEMENT SERVICES.

UPON COMPLETION OF PROJECT:

A. REMOVE BARRIER MATERIAL CAREFULLY TO MINIMIZE SPREADING OF DIRT AND DEBRIS ASSOCIATED WITH CONSTRUCTION.

B. CONTAIN CONSTRUCTION WASTE BEFORE TRANSPORT IN TIGHTLY COVERED CONTAINERS.

C. COVER TRANSPORT RECEPTACLES OR CARTS. TAPE COVERING UNLESS SOLID LID.

D. VACUUM WORK AREA WITH HEPA FILTERED VACUUMS.

E. WET MOP AREA WITH DISINFECTANT.

F. REMOVE ISOLATION OF HVAC SYSTEM IN AREAS WHERE WORK IS BEING PERFORMED.

OWNER

Department of Veterans Affairs
James A Haley VA Hospital, Tampa, FL

Tampa FL VA Health Care System
13000 Bruce B Downs Blvd
Tampa, FL, 33612

Project No: 673-21-153

DESIGN TEAM

Architect
AESUS Design Group
1050 E. Southern Ave. Suite 5,
Tempe, Arizona 85282
David Combs (dcombs@aesusdesign.com)
480-454-2861

MPE Engineers
AESUS Design Group
1050 E. Southern Ave. Suite 5,
Tempe, Arizona 85282
Orlando Gonzales (ogonzales@aesusdesign.com)
480-454-2861

SHEET INDEX

SHEET #	SHEET NAME
G.001	COVER SHEET
A1.0	OVERALL FLOOR PLAN
A1.1	FLOOR PLAN WING A
A1.2	FLOOR PLAN WING B
A1.3	FLOOR PLAN WING C
A1.4	FLOOR PLAN WING D
A1.5	FLOOR PLAN WING E AND EXISTING DOOR SCHEDULE

ALTERNATES

ALTERNATE #1: TBD
ALTERNATE #2: TBD
ALTERNATE #3: TBD

VICINITY MAP

NORTH

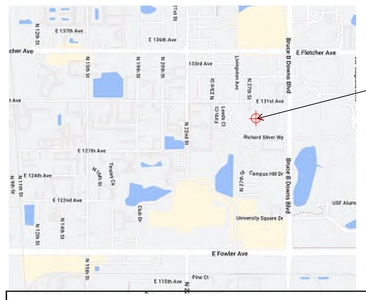

FACILITY MAP

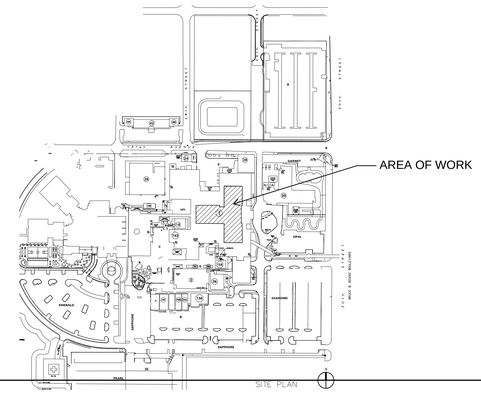

KEY PLAN

NTS

NORTH

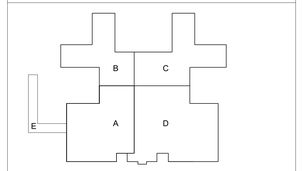

OHC ENVIRONMENTAL ENGINEERING
101 South Hoover Blvd, Suite 101 Tampa, FL 33609

Sheet Title: 220074-AS Halls & Walls Lead Survey Report		Sheet Number: Bldg. 1
Project Name: AESUS - Tampa VA Halls & Walls Project	OHC Project #: 220074AS	Date: 4/26/2022
Location 13000 Bruce B Downs BlvdTampa, FL, 33612	OHC Project Manager: James Rizk	Prepared & Reviewed By: James Rizk

VA FORM 08-6231

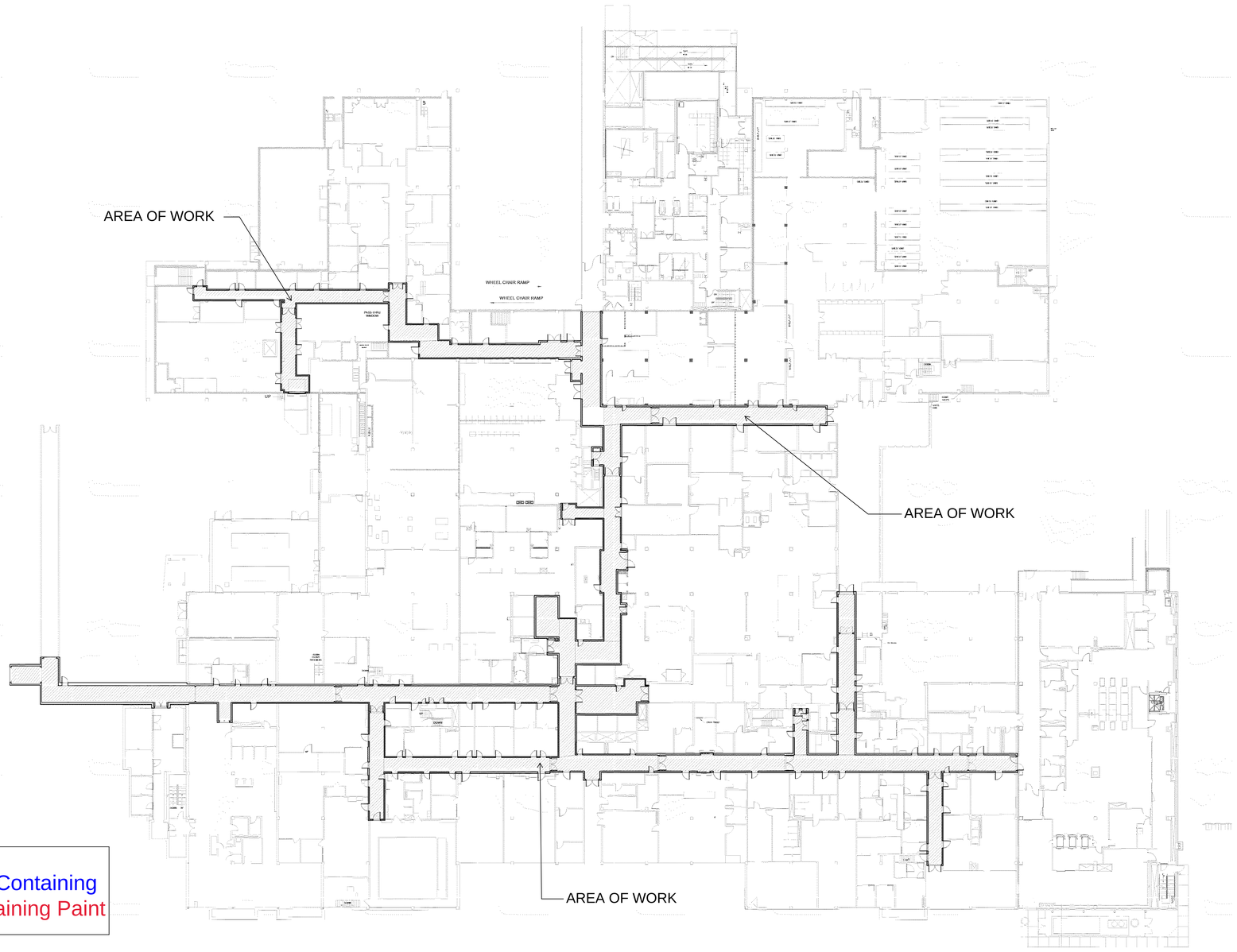

Legend:
Non-Lead Containing
Lead Containing Paint

1 LEVEL 01 FLOOR PLAN OVERALL
3/64" = 1'-0"

KEY PLAN NTS NORTH

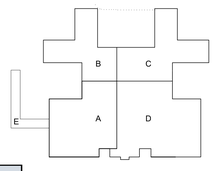

OHC ENVIRONMENTAL ENGINEERING
101 South Hoover Blvd, Suite 101 Tampa, FL 33609

Sheet Title: 220074-AS Halls & Walls Lead Survey Report		Sheet Number: Bldg. 1
Project Name: AESUS - Tampa VA Halls & Walls Project	OHC Project #: 220074AS	Date: 4/26/2022
Location 13000 Bruce B Downs BlvdTampa, FL, 33612	OHC Project Manager: James Rizk	Prepared & Reviewed By: James Rizk

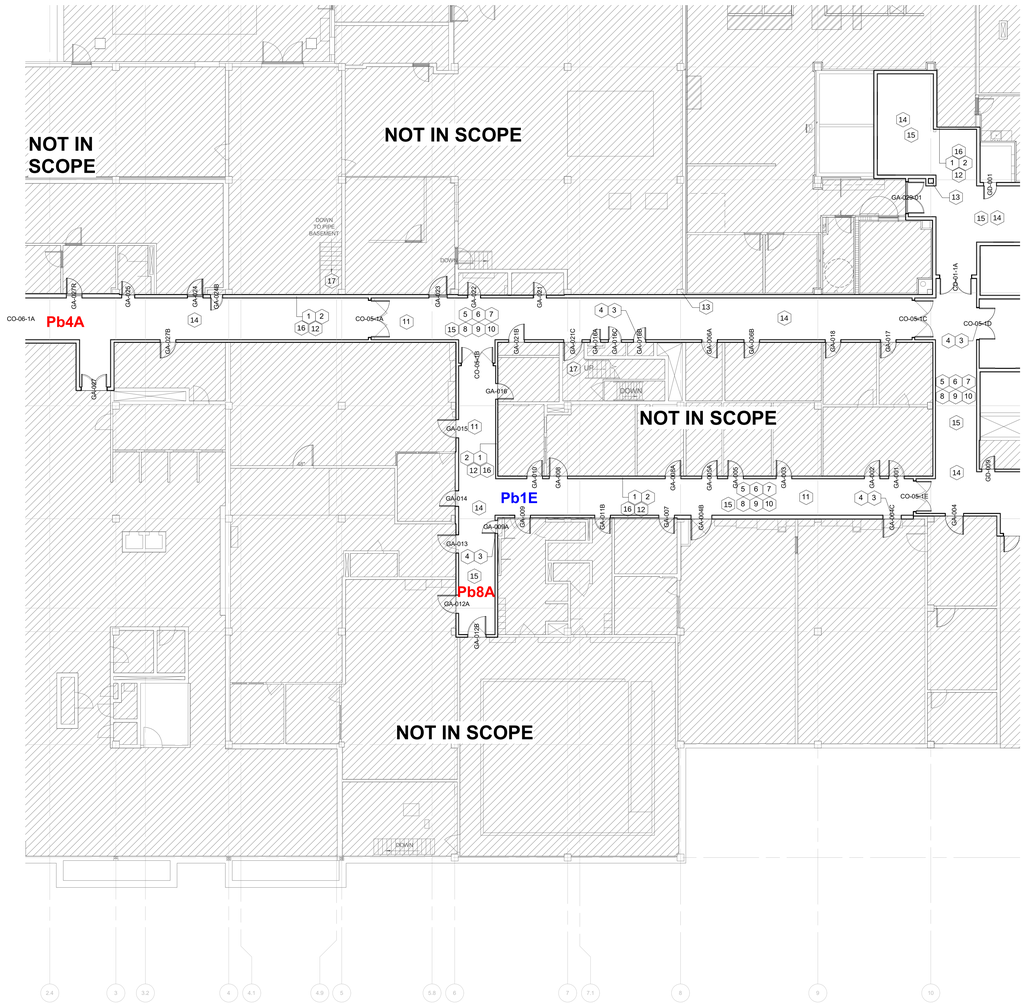

1 **LEVEL 01 FLOOR PLAN WING A**
3/32" = 1'-0"

Legend:
Non-Lead Containing
Lead Containing Paint

KEY PLAN NTS NORTH

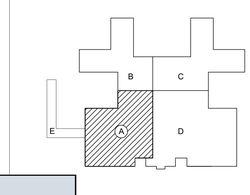

OHC ENVIRONMENTAL ENGINEERING
101 South Hoover Blvd, Suite 101 Tampa, FL 33609

Sheet Title: 220074-AS Halls & Walls Lead Survey Report		Sheet Number: Bldg. 1
Project Name: AESUS - Tampa VA Halls & Walls Project	OHC Project #: 220074AS	Date: 4/26/2022
Location 13000 Bruce B Downs BlvdTampa, FL, 33612	OHC Project Manager: James Rizk	Prepared & Reviewed By: James Rizk

VA FORM 08-6231

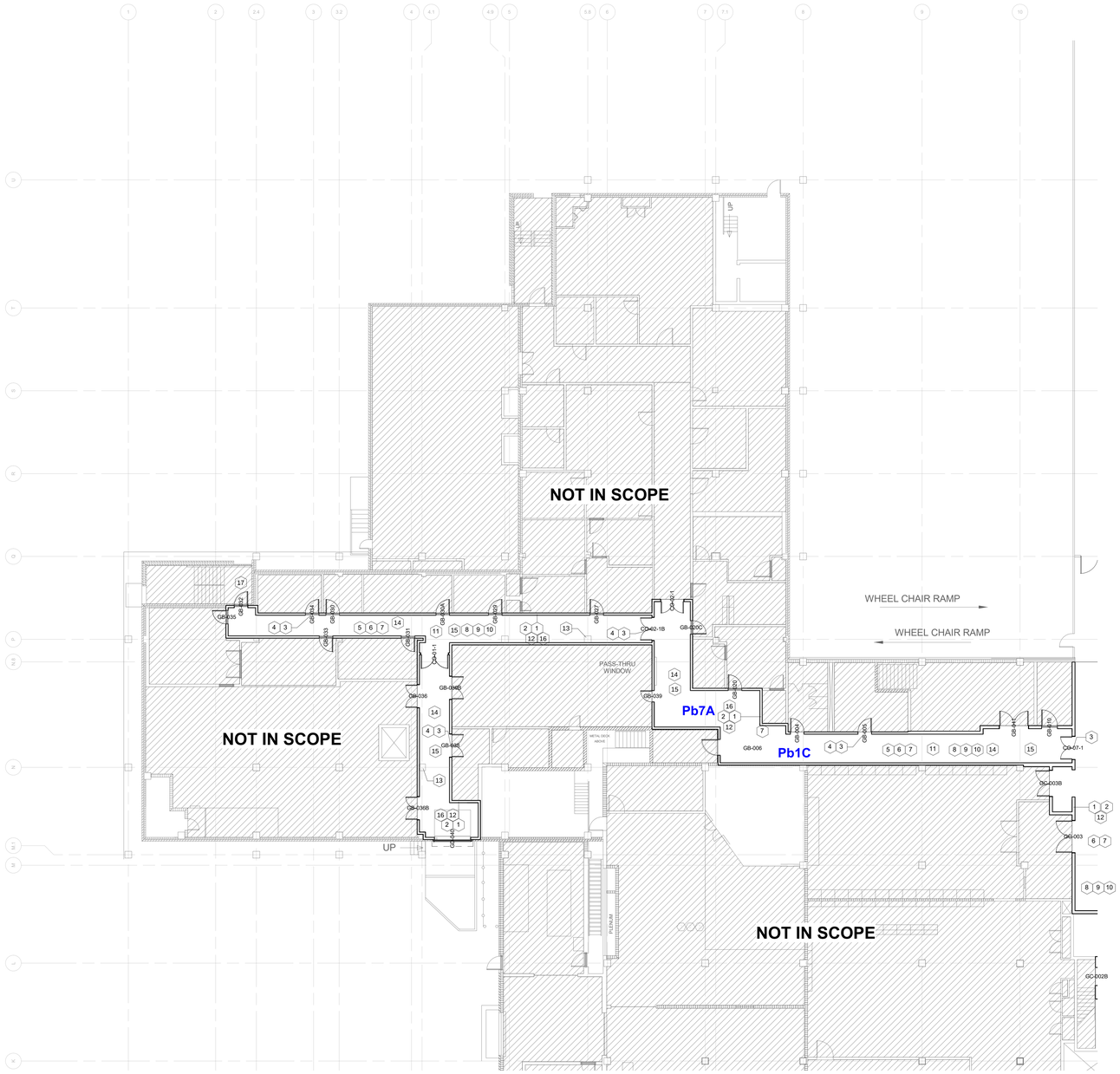

1 **LEVEL 01 FLOOR PLAN WING** B
3/32" = 1'-0"

Legend:
Non-Lead Containing
Lead Containing Paint

KEY PLAN NTS

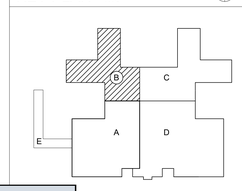

OHC ENVIRONMENTAL ENGINEERING
101 South Hoover Blvd, Suite 101 Tampa, FL 33609

Sheet Title: 220074-AS Halls & Walls Lead Survey Report		Sheet Number: Bldg. 1
Project Name: AESUS - Tampa VA Halls & Walls Project	OHC Project #: 220074AS	Date: 4/26/2022
Location 13000 Bruce B Downs BlvdTampa, FL, 33612	OHC Project Manager: James Rizk	Prepared & Reviewed By: James Rizk

VA FORM 08-6231

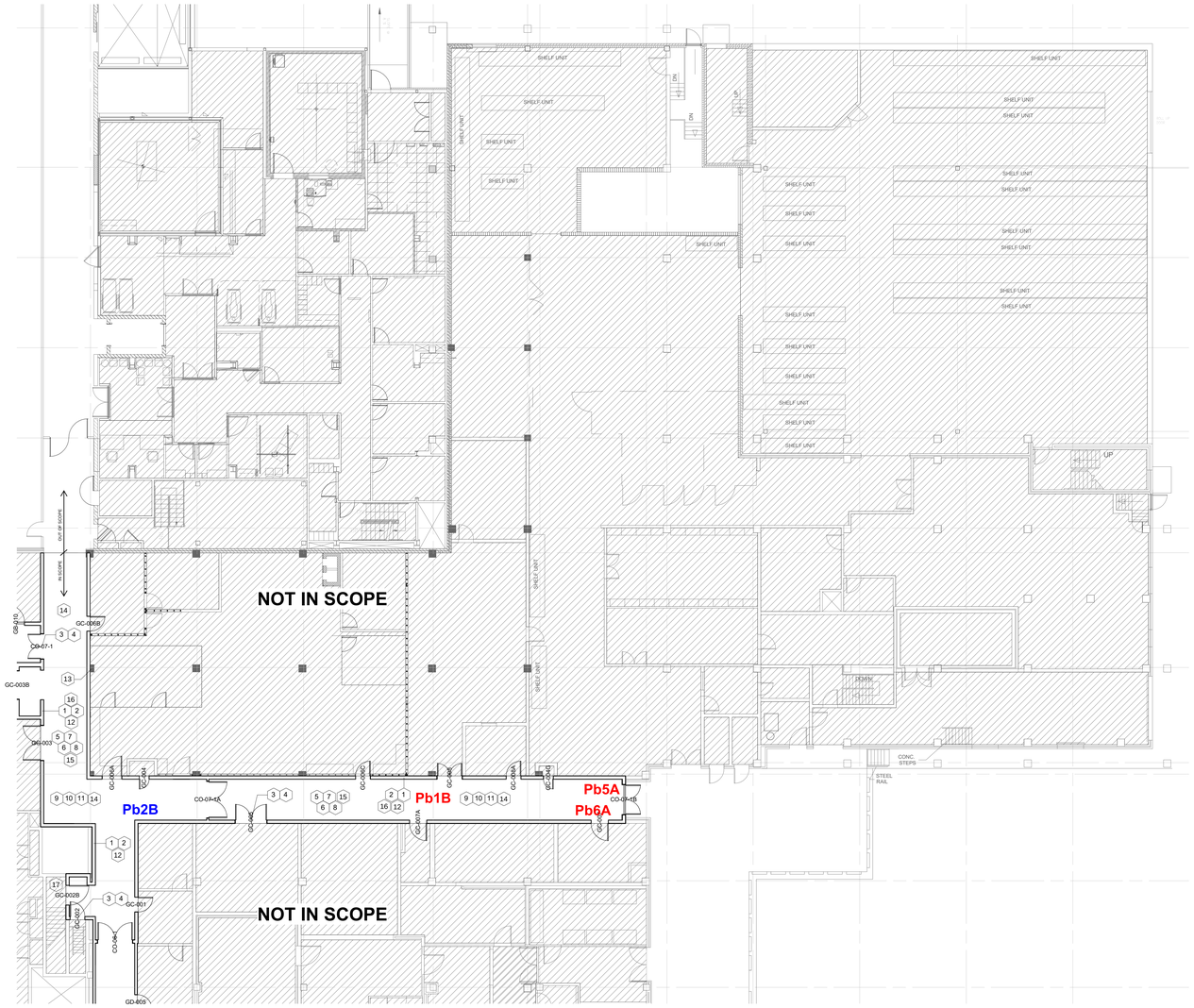

1 LEVEL 01 FLOOR PLAN WING C
3/32" = 1'-0"

Legend:
Non-Lead Containing
Lead Containing Paint

KEY PLAN NTS

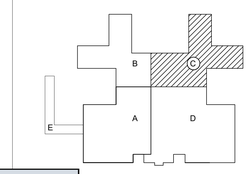

OHC ENVIRONMENTAL ENGINEERING
101 South Hoover Blvd, Suite 101 Tampa, FL 33609

Sheet Title: 220074-AS Halls & Walls Lead Survey Report			Sheet Number: Bldg. 1
Project Name: AESUS - Tampa VA Halls & Walls Project	OHC Project #: 220074AS		Date: 4/26/2022
Location 13000 Bruce B Downs BlvdTampa, FL, 33612		OHC Project Manager: James Rizk	Prepared & Reviewed By: James Rizk

VA FORM 08-6231

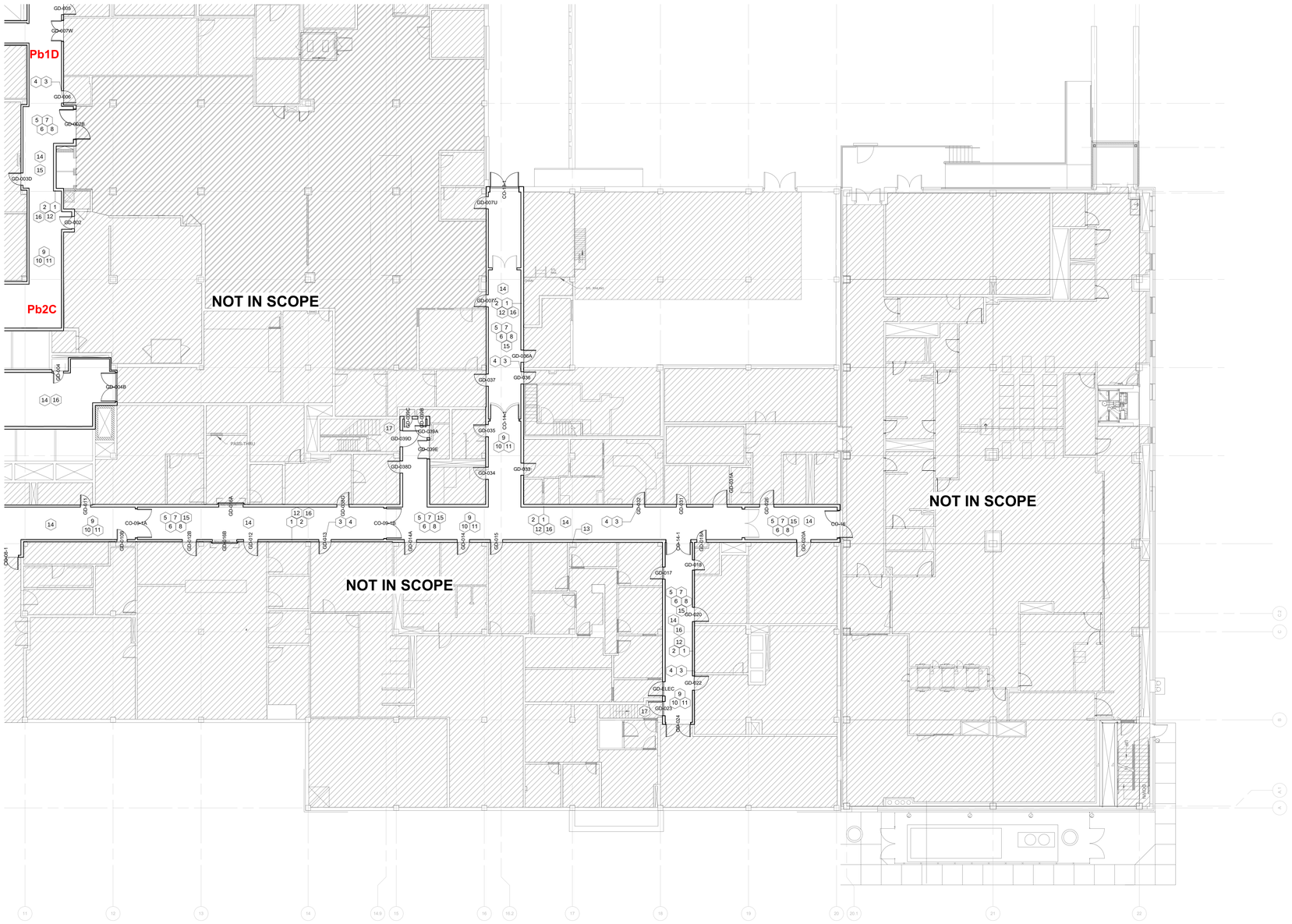

1 **LEVEL 01 FLOOR PLAN WING D**
3/32" = 1'-0"

Legend:
Non-Lead Containing
Lead Containing Paint

KEY PLAN NTS

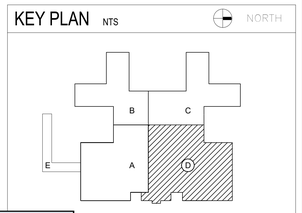

OHC ENVIRONMENTAL ENGINEERING
101 South Hoover Blvd, Suite 101 Tampa, FL 33609

Sheet Title: 220074-AS Halls & Walls Lead Survey Report		Sheet Number: Bldg. 1
Project Name: AESUS - Tampa VA Halls & Walls Project	OHC Project #: 220074AS	Date: 4/26/2022
Location 13000 Bruce B Downs BlvdTampa, FL, 33612	OHC Project Manager: James Rizk	Prepared & Reviewed By: James Rizk

VA FORM 08-6231

Door Schedule Existing

DOOR NUMBER	WIDTH	HEIGHT	DOOR TYPE
CO-01-1	6' - 0"	7' - 0"	A2
CO-01-1A	6' - 0"	7' - 0"	A2
CO-02-1	5' - 0"	7' - 0"	A2
CO-02-1B	5' - 0"	7' - 0"	A2
CO-05-1A	7' - 0"	7' - 0"	A2
CO-05-1B	6' - 0"	7' - 0"	A2
CO-05-1C	7' - 0"	7' - 0"	A2
CO-05-1D	6' - 0"	7' - 0"	A2
CO-05-1E	5' - 9"	7' - 0"	A2
CO-06-1	7' - 0"	7' - 0"	A2
CO-06-1A	7' - 0"	7' - 0"	A2
CO-06-1B	6' - 0"	7' - 0"	A2
CO-07-1	5' - 0"	7' - 0"	A2
CO-07-1A	7' - 4"	7' - 0"	A2
CO-07-1B	6' - 0"	7' - 0"	A2
CO-08-1	6' - 0"	7' - 0"	A2
CO-09-1A	7' - 0"	7' - 0"	A2
CO-09-1B	7' - 4"	7' - 0"	A2
CO-11-1	7' - 0"	7' - 0"	A2
CO-13-1	7' - 0"	7' - 0"	A2
CO-14-1	6' - 0"	7' - 0"	A2
CO-16	6' - 8"	7' - 0"	A4
GA-001	3' - 0"	7' - 0"	
GA-002	3' - 0"	7' - 0"	
GA-003	3' - 0"	7' - 0"	
GA-004	3' - 6"	7' - 0"	
GA-004B	4' - 0"	7' - 0"	
GA-004C	3' - 6"	7' - 0"	
GA-005	3' - 0"	7' - 0"	
GA-005A	3' - 0"	7' - 0"	
GA-006A	3' - 0"	7' - 0"	
GA-006B	3' - 0"	7' - 0"	
GA-007	3' - 0"	7' - 0"	
GA-008	3' - 6"	7' - 0"	
GA-008A	3' - 0"	7' - 0"	
GA-009	3' - 0"	7' - 0"	
GA-009A	2' - 6"	7' - 0"	
GA-010	3' - 0"	7' - 0"	
GA-011B	3' - 0"	7' - 0"	
GA-012A	3' - 6"	7' - 0"	
GA-012B	3' - 6"	7' - 0"	
GA-013	3' - 6"	7' - 0"	
GA-014	3' - 0"	7' - 0"	
GA-015	3' - 6"	7' - 0"	
GA-016	3' - 0"	7' - 0"	
GA-016A	2' - 0"	7' - 0"	
GA-016B	2' - 4"	7' - 0"	
GA-016C	2' - 6"	7' - 0"	
GA-017	3' - 0"	7' - 0"	
GA-018	3' - 0"	7' - 0"	
GA-021	2' - 6"	7' - 0"	
GA-021B	3' - 0"	7' - 0"	
GA-021C	3' - 6"	7' - 0"	
GA-022	2' - 6"	7' - 0"	
GA-023	3' - 6"	7' - 0"	
GA-024	3' - 0"	7' - 0"	
GA-024B	2' - 4"	7' - 0"	
GA-025	2' - 6"	7' - 0"	
GA-027	4' - 10"	7' - 0"	A2
GA-027B	3' - 0"	7' - 0"	
GA-027R	3' - 0"	7' - 0"	
GA-029-01	6' - 0"	7' - 0"	A2
GB-004	3' - 0"	7' - 0"	
GB-005	3' - 0"	7' - 0"	
GB-006	3' - 6"	7' - 0"	
GB-010	3' - 6"	7' - 0"	
GB-011	6' - 4"	7' - 0"	A2
GB-020	3' - 0"	7' - 0"	
GB-020C	3' - 0"	7' - 0"	
GB-027	3' - 0"	7' - 0"	
GB-029	3' - 0"	7' - 0"	
GB-030	3' - 0"	7' - 0"	
GB-030A	3' - 0"	7' - 0"	
GB-031	3' - 0"	7' - 0"	
GB-032	3' - 0"	7' - 0"	
GB-033	3' - 0"	7' - 0"	
GB-034	3' - 0"	7' - 0"	
GB-035	3' - 0"	7' - 0"	
GB-036	5' - 0"	7' - 0"	A2
GB-036B	5' - 0"	7' - 0"	A2
GB-038	5' - 0"	7' - 0"	A2
GB-039	2' - 6"	7' - 0"	
GB-039B	5' - 0"	7' - 0"	A2
GC-001	3' - 0"	7' - 0"	
GC-002	3' - 0"	7' - 0"	
GC-002B	4' - 0"	7' - 0"	
GC-003	7' - 0"	7' - 0"	A2
GC-003B	5' - 8"	7' - 0"	A3
GC-004	2' - 0"	7' - 0"	
GC-004G	2' - 0"	7' - 0"	
GC-005	6' - 4"	7' - 0"	A2
GC-006A	4' - 0"	7' - 0"	
GC-006B	3' - 0"	7' - 0"	
GC-006C	3' - 0"	7' - 0"	
GC-007	3' - 6"	7' - 0"	
GC-007A	3' - 6"	7' - 0"	
GC-008	5' - 0"	7' - 0"	A2
GC-008A	3' - 0"	7' - 0"	
GD-001	2' - 6"	7' - 0"	
GD-002	3' - 0"	7' - 0"	
GD-003D	3' - 0"	7' - 0"	
GD-004	2' - 6"	7' - 0"	
GD-004B	7' - 0"	7' - 0"	A2
GD-005	3' - 0"	7' - 0"	
GD-006	3' - 0"	7' - 0"	
GD-007A	3' - 0"	7' - 0"	
GD-007B	7' - 4"	7' - 0"	A4
GD-007U	3' - 0"	7' - 0"	
GD-007W	5' - 0"	7' - 0"	A2
GD-009	2' - 6"	7' - 0"	
GD-010B	2' - 6"	7' - 0"	
GD-011	2' - 6"	7' - 0"	
GD-012	3' - 6"	7' - 0"	
GD-012B	3' - 6"	7' - 0"	
GD-013	3' - 0"	7' - 0"	
GD-014	3' - 0"	7' - 0"	
GD-014A	3' - 0"	7' - 0"	
GD-015	3' - 0"	7' - 0"	
GD-016A	6' - 0"	8' - 0"	
GD-016B	6' - 0"	8' - 0"	
GD-017	3' - 0"	7' - 0"	
GD-018	2' - 6"	7' - 0"	
GD-018A	2' - 4"	7' - 0"	
GD-020	3' - 6"	7' - 0"	
GD-020A	3' - 6"	7' - 0"	
GD-022	3' - 6"	7' - 0"	
GD-023	3' - 6"	7' - 0"	
GD-024	6' - 0"	7' - 0"	A2
GD-026	3' - 6"	7' - 0"	
GD-027	3' - 0"	7' - 0"	
GD-028	6' - 0"	7' - 0"	A2
GD-031	2' - 6"	7' - 0"	
GD-031A	3' - 6"	7' - 0"	
GD-032	3' - 0"	7' - 0"	
GD-033	3' - 0"	7' - 0"	
GD-034	3' - 0"	7' - 0"	
GD-035	3' - 0"	7' - 0"	
GD-036	3' - 0"	7' - 0"	
GD-036A	3' - 0"	7' - 0"	
GD-037	3' - 0"	7' - 0"	
GD-038D	3' - 0"	7' - 0"	
GD-038G	3' - 0"	7' - 0"	
GD-039A	3' - 0"	7' - 0"	
GD-039B	2' - 0"	7' - 0"	
GD-039C	2' - 0"	7' - 0"	
GD-039D	4' - 0"	7' - 0"	
GD-039E	4' - 6"	7' - 0"	A2
GD-040	8' - 0"	8' - 0"	
GD-ELEC	3' - 6"	7' - 0"	
GE-001	6' - 0"	7' - 0"	A2
GE-002	3' - 0"	7' - 0"	
GE-003	7' - 0"	7' - 0"	A2
GE-004	7' - 0"	7' - 0"	A2

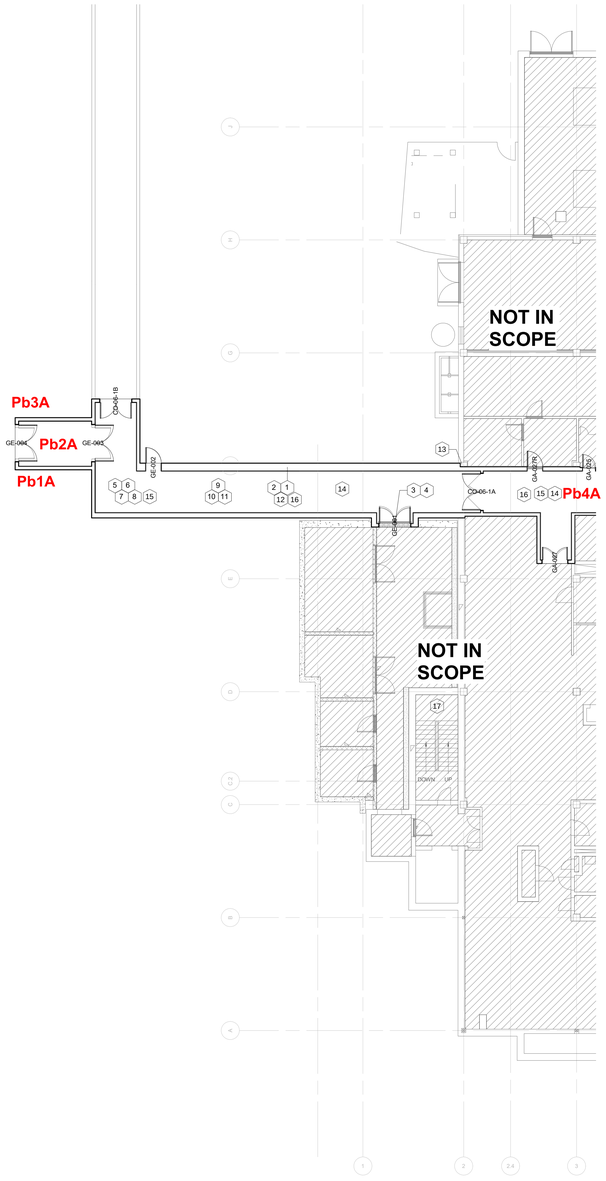

1 **LEVEL 01 FLOOR PLAN WING E**
3/32" = 1'-0"

Legend:
Non-Lead Containing
Lead Containing Paint

KEY PLAN NTS

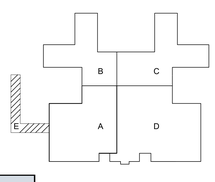

OHC ENVIRONMENTAL ENGINEERING
101 South Hoover Blvd, Suite 101 Tampa, FL 33609

Sheet Title: 220074-AS Halls & Walls Lead Survey Report		Sheet Number: Bldg. 1
Project Name: AESUS - Tampa VA Halls & Walls Project	OHC Project #: 220074AS	Date: 4/26/2022
Location 13000 Bruce B Downs BlvdTampa, FL, 33612	OHC Project Manager: James Rizk	Prepared & Reviewed By: James Rizk

VA FORM 08-6231

APPENDIX B

PHOTOGRAPHS OF MATERIALS SAMPLED FOR ASBESTOS

1 White Mastic Over Ducts and Insulation [NAD]

2 Gold/Silver Mastic on Duct Work Joints [2% Chrysotile]

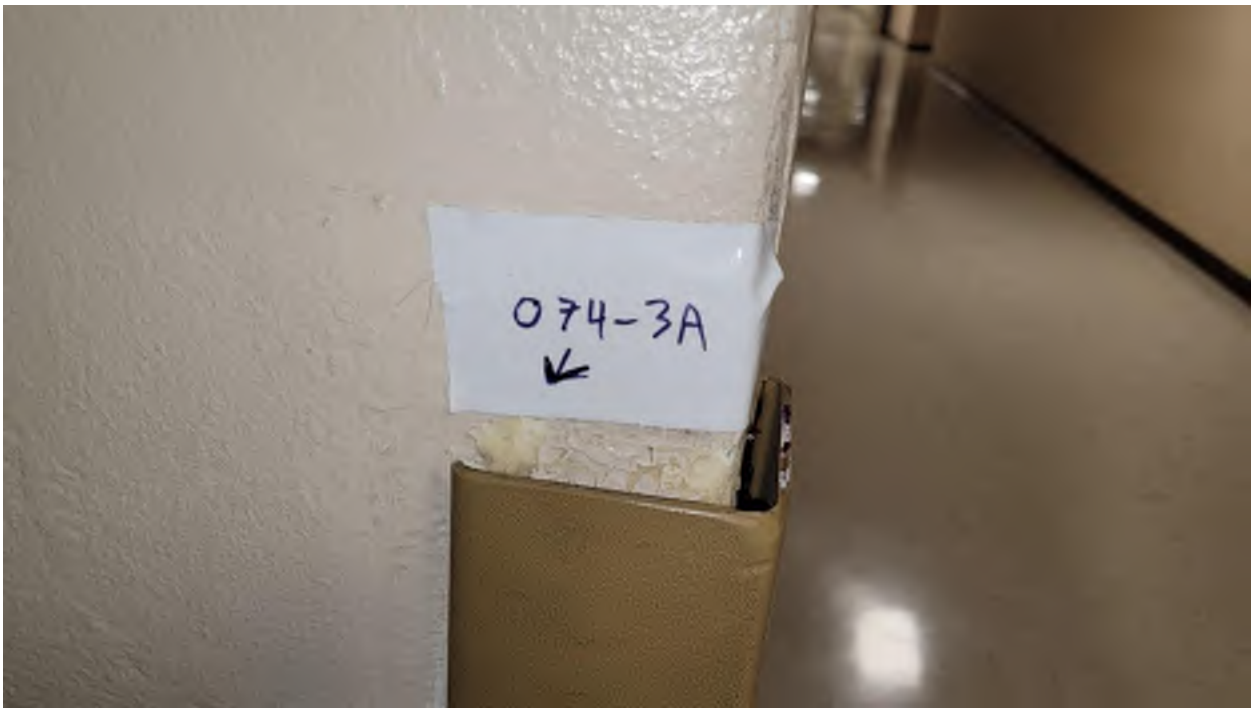

3 Caulking on Corner Wall Bumpers [NAD]

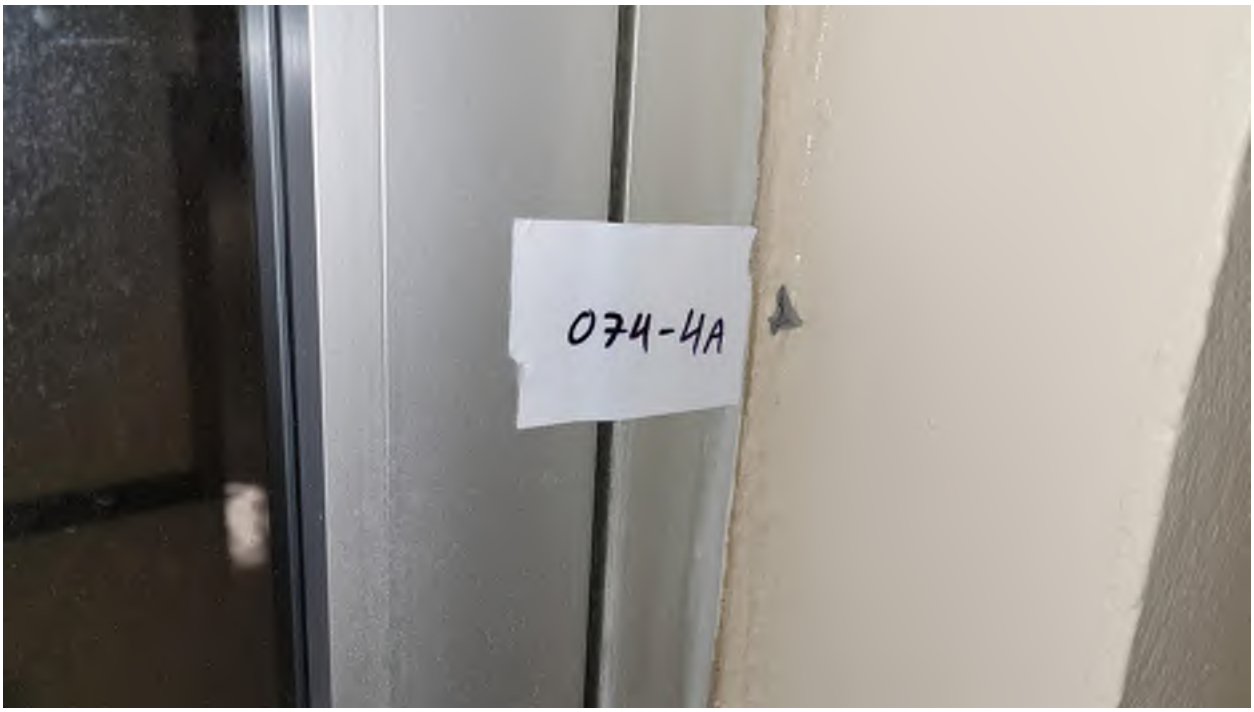

4 Gray Caulking on East Wing Exit Door [4% Chrysotile]



5 Gold Wrapped TSI 3" Pipes [NAD]



6 Gray Expansion Joints in Thresholds [NAD]



7 Gold Wrapped TSI 3" Pipes White Mastic on Elbow Insulation [NAD]

8 White TSI Wrap over Yellow Insulation on 3" Pipes [NAD]

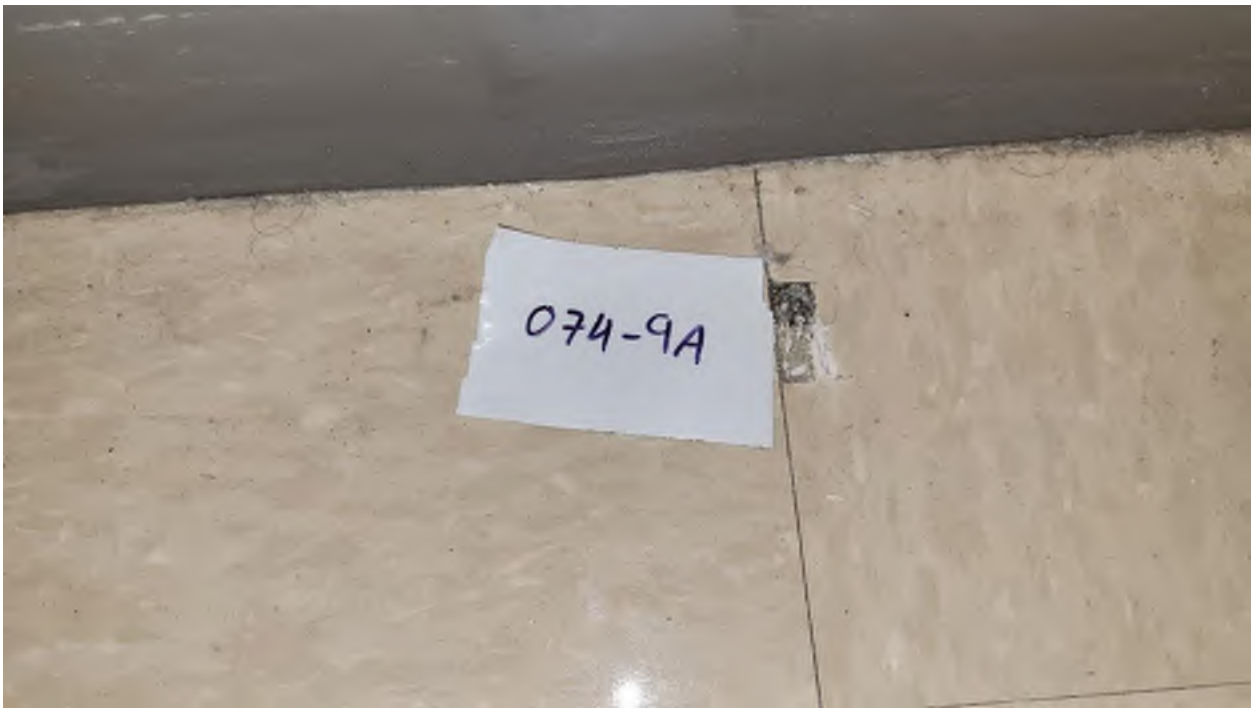

9 Cream Colored VCT and Mastic [NAD]

10 Blue VCT and Mastic [NAD]

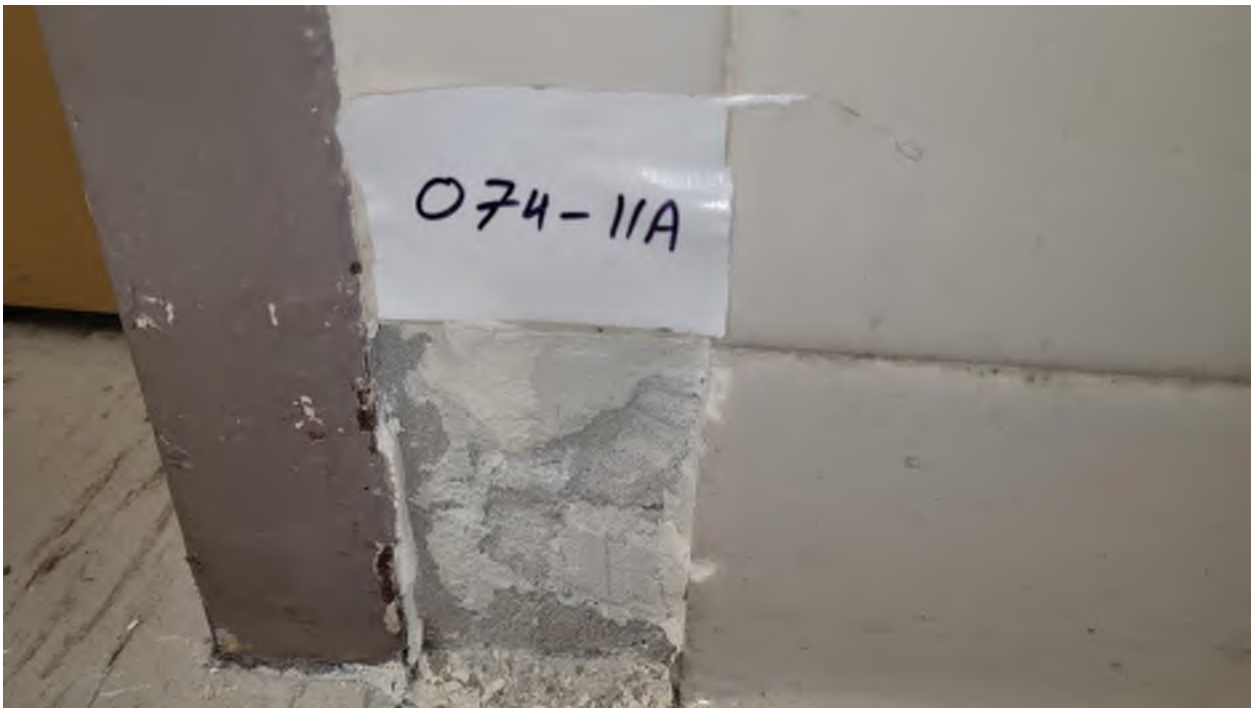

11 White Wall Tile and White Mastic [2% Chrysotile]

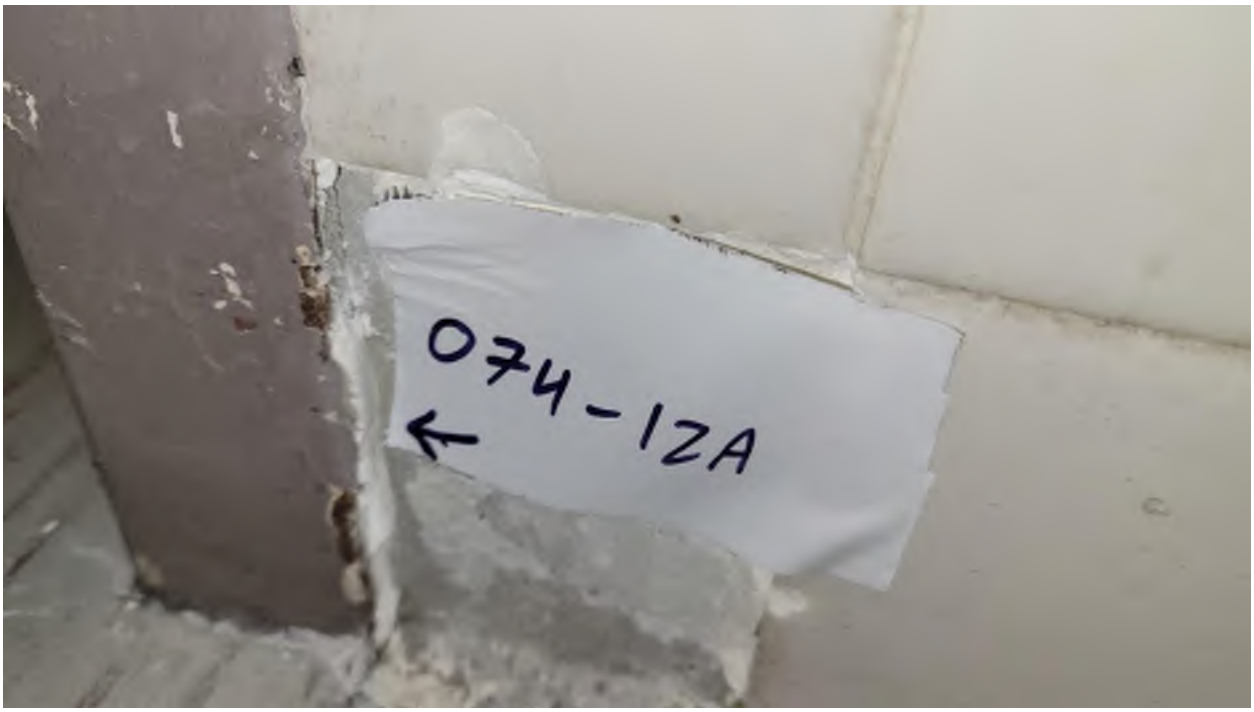

12 White Wall Tile Grout [NAD]



13 Stucco Float on Tiled Walls



14 White Plaster Finish over Stucco Float [NAD]

15 Yellowish 12x12 Floor Tile with Beige Speckles and Yellow Mastic [7% Chrysotile]



16 White 12x12 Floor Tile with Tan Specks and Yellow Mastic [3% Chrysotile]

APPENDIX C

PHOTOGRAPHS OF MATERIALS SAMPLED FOR LEAD



17 Beige Paint on CMU Walls [LCP]

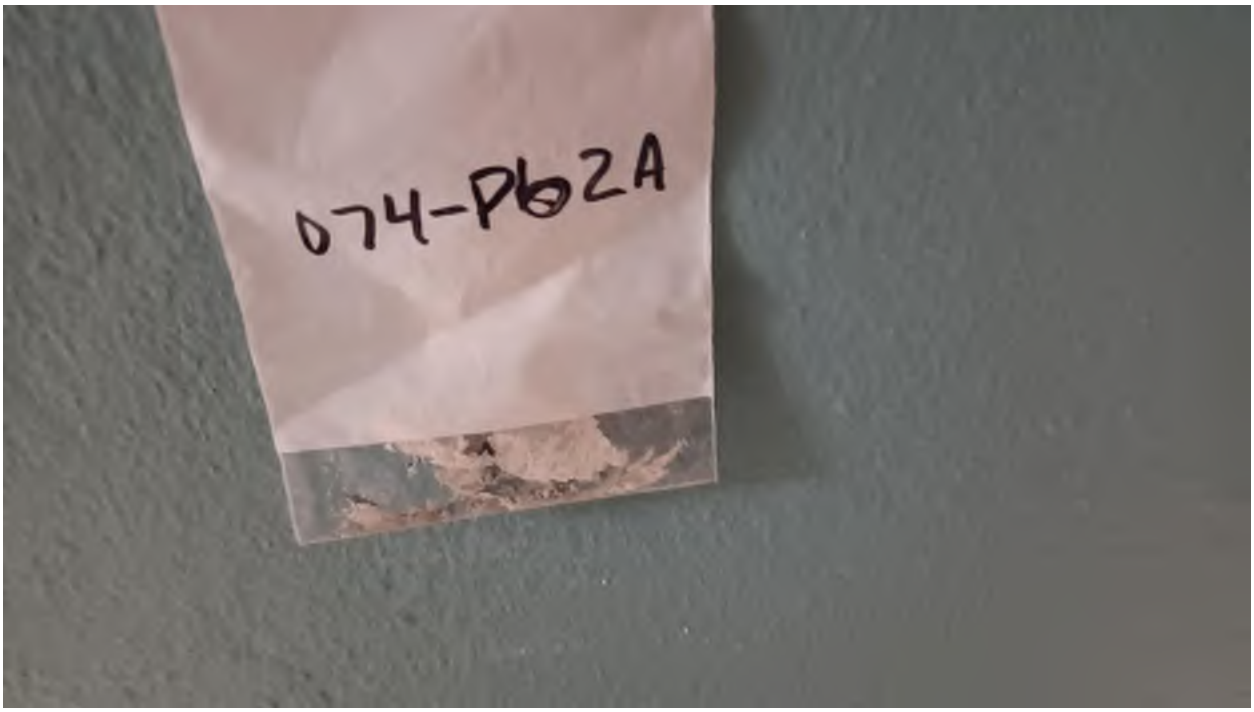

18 Blue Paint on CMU Walls [LCP]



19 Brown Paint on Metal Doors [LCP]



20 Brownish Gray Paint on Metal Doors [LCP]

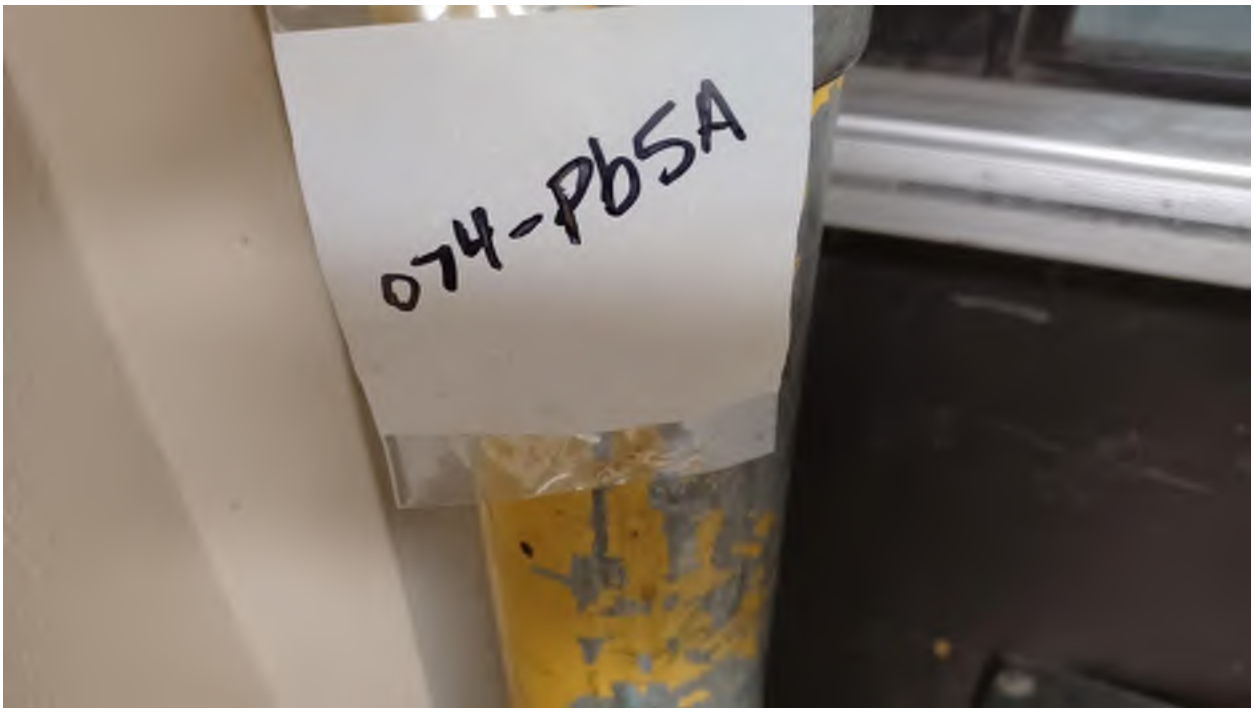

21 Yellow Paint on Metal Pylons [LCP]



22 Black Paint on Metal Doors [LCP]



23 Baby Blue Paint on CMU Block [NLD]



24 White Glazing on Wall Tile [LCP]

APPENDIX D

ASBESTOS LABORATORY ANALYTICAL RESULTS

EMSL Analytical, Inc.
5700 Memorial Highway, Suite 122 Tampa, FL 33615
Tel/Fax: (813) 280-8752 / (813) 280-8753
http://www.EMSL.com / tampalab@emsl.com

EMSL Order: 932202479
Customer ID: OCCU56
Customer PO:
Project ID:

Attention: Nicholas A. Foster
OHC Environmental Engineering, Inc.
101 South Hoover Blvd
Suite 101
Tampa, FL 33609

Phone: (813) 300-3428
Fax: (813) 623-6702
Received Date: 05/17/2022 6:30 AM
Analysis Date: 05/18/2022 - 05/19/2022
Collected Date: 05/04/2022

Project: 220074-AS James A. Haley VA Hospital 13000 Bruce B Downs Blvd., Tampa, FL 33612

Test Report: Asbestos Analysis of Bulk Materials via EPA 600/R-93/116 Method using Polarized Light Microscopy

Sample	Description	Appearance	Non-Asbestos % Fibrous	Non-Asbestos % Non-Fibrous	Asbestos % Type
074-1A-Mastic 932202479-0001	E Wing above Ceiling inside by Exit Corridor - White Mastic over Ducts and Insulation	White Non-Fibrous Homogeneous	HA: 1	100% Non-fibrous (Other)	None Detected
074-1A-Insulation 932202479-0001A	E Wing above Ceiling inside by Exit Corridor - White Mastic over Ducts and Insulation	Yellow/Beige Fibrous Homogeneous	90% Glass HA: 1	10% Non-fibrous (Other)	None Detected
074-1A-Wrap 932202479-0001B	E Wing above Ceiling inside by Exit Corridor - White Mastic over Ducts and Insulation	Silver Fibrous Homogeneous	10% Glass HA: 1	90% Non-fibrous (Other)	None Detected
074-1A-Felt 932202479-0001C	E Wing above Ceiling inside by Exit Corridor - White Mastic over Ducts and Insulation	Black Fibrous Homogeneous	30% Cellulose HA: 1	70% Non-fibrous (Other)	None Detected
074-1A-Mastic 2 932202479-0001D	E Wing above Ceiling inside by Exit Corridor - White Mastic over Ducts and Insulation	Black Non-Fibrous Homogeneous	HA: 1	100% Non-fibrous (Other)	None Detected
074-1B-Mastic 932202479-0002	C Wing Hallway above Ceiling near Exit Doors to Loading Dock - White Mastic over Ducts and Insulation	White Non-Fibrous Homogeneous	HA: 1	100% Non-fibrous (Other)	None Detected
074-1B-Insulation 932202479-0002A	C Wing Hallway above Ceiling near Exit Doors to Loading Dock - White Mastic over Ducts and Insulation	Brown/Orange Fibrous Homogeneous	90% Glass HA: 1	10% Non-fibrous (Other)	None Detected
074-1C-Mastic 932202479-0003	B Wing Hallway above Ceiling to Room GB-036 - White Mastic over Ducts and Insulation	White Non-Fibrous Homogeneous	HA: 1	100% Non-fibrous (Other)	None Detected
074-1C-Backing 932202479-0003A	B Wing Hallway above Ceiling to Room GB-036 - White Mastic over Ducts and Insulation	Brown/Silver Fibrous Homogeneous	25% Cellulose 10% Glass HA: 1	65% Non-fibrous (Other)	None Detected

Initial report from: 05/19/2022 18:18:21

ASB_PLM_0008_0001 - 1.78 Printed: 5/19/2022 6:18 PM

Page 1 of 10

EMSL Analytical, Inc.
5700 Memorial Highway, Suite 122 Tampa, FL 33615
Tel/Fax: (813) 280-8752 / (813) 280-8753
http://www.EMSL.com / tampalab@emsl.com

EMSL Order: 932202479
Customer ID: OCCU56
Customer PO:
Project ID:

Test Report: Asbestos Analysis of Bulk Materials via EPA 600/R-93/116 Method using Polarized Light Microscopy

Sample	Description	Appearance	Non-Asbestos % Fibrous	Non-Asbestos % Non-Fibrous	Asbestos % Type
074-1C-Insulation 932202479-0003B	B Wing Hallway above Ceiling to Room GB-036 - White Mastic over Ducts and Insulation	Brown/Pink Fibrous Homogeneous	90% Glass HA: 1	10% Non-fibrous (Other)	None Detected
074-1C-Wrap 932202479-0003C	B Wing Hallway above Ceiling to Room GB-036 - White Mastic over Ducts and Insulation	Brown/Silver Fibrous Homogeneous	30% Cellulose 10% Glass HA: 1	60% Non-fibrous (Other)	None Detected
074-1D-Backing 932202479-0004	D Wing Hallway above Ceiling near Exit to Loading Dock - White Mastic over Ducts and Insulation	Silver Fibrous Homogeneous	30% Cellulose 10% Glass HA: 1	60% Non-fibrous (Other)	None Detected
074-1D-Insulation 932202479-0004A	D Wing Hallway above Ceiling near Exit to Loading Dock - White Mastic over Ducts and Insulation	Brown Fibrous Homogeneous	90% Glass HA: 1	10% Non-fibrous (Other)	None Detected
074-1E-Backing 932202479-0005	A Wing Hallway Ceiling above Door to GA-005 - White Mastic over Ducts and Insulation	Silver Fibrous Homogeneous	40% Cellulose 10% Glass HA: 1	50% Non-fibrous (Other)	None Detected
074-1E-Insulation 932202479-0005A	A Wing Hallway Ceiling above Door to GA-005 - White Mastic over Ducts and Insulation	Brown Fibrous Homogeneous	90% Glass HA: 1	10% Non-fibrous (Other)	None Detected
047-2A 932202479-0006	E Wing Inside by Exit Corridor - Silver Mastic on Duct Work Joints	Silver Fibrous Homogeneous	5% Cellulose HA: 2	93% Non-fibrous (Other)	2% Chrysotile
047-2B 932202479-0007	C Wing Hallway Outside Elevator 6 above Ceiling - Silver Mastic on Duct Work Joints		HA: 2		Positive Stop (Not Analyzed)
047-2C 932202479-0008	D Wind Hallway Outside Elevator Lobby for Elevators 1, 2, & 3 - Silver Mastic on Duct Work Joints		HA: 2		Positive Stop (Not Analyzed)
047-2D 932202479-0009	D Wing End of Hallway above Door to Room GD-020A - Silver Mastic on Duct Work Joints		HA: 2		Positive Stop (Not Analyzed)

Initial report from: 05/19/2022 18:18:21

ASB_PLM_0008_0001 - 1.78 Printed: 5/19/2022 6:18 PM

Page 2 of 10

EMSL Analytical, Inc.
5700 Memorial Highway, Suite 122 Tampa, FL 33615
Tel/Fax: (813) 280-8752 / (813) 280-8753
http://www.EMSL.com / tampalab@emsl.com

EMSL Order: 932202479
Customer ID: OCCU56
Customer PO:
Project ID:

Test Report: Asbestos Analysis of Bulk Materials via EPA 600/R-93/116 Method using Polarized Light Microscopy

Sample	Description	Appearance	Non-Asbestos % Fibrous	Non-Asbestos % Non-Fibrous	Asbestos % Type
047-2E 932202479-0010	A Wing Hallway Ceiling above Door to GA-008 - Silver Mastic on Duct Work Joints		HA: 2		Positive Stop (Not Analyzed)
074-3A 932202479-0011	E Wing Brown Bumpers on Corners of Walls - Caulking on Corner Wall Bumper	Clear Non-Fibrous Homogeneous	HA: 3	100% Non-fibrous (Other)	None Detected
074-3B 932202479-0012	B Wing Hallway Leading to C Wings Bumper - Caulking on Corner Wall Bumper	White Non-Fibrous Homogeneous	HA: 3	100% Non-fibrous (Other)	None Detected
074-3C 932202479-0013	D Wing Hallway just before Threshold to A Wing - Caulking on Corner Wall Bumper	White Non-Fibrous Homogeneous	HA: 3	100% Non-fibrous (Other)	None Detected
074-4A 932202479-0014	E Wing Exit Corridor Slicer Doors Caulking - Gray Caulking on Doors	Gray/Tan Fibrous Homogeneous	10% Cellulose HA: 4	86% Non-fibrous (Other)	4% Chrysotile
074-4B 932202479-0015	E Wing Exit Corridor Slicer Doors Caulking - Gray Caulking on Doors		HA: 4		Positive Stop (Not Analyzed)
074-4C 932202479-0016	E Wing Exit Corridor Slicer Doors Caulking - Gray Caulking on Doors		HA: 4		Positive Stop (Not Analyzed)
074-5A-TSI 932202479-0017	C Wing Hallway above Ceiling near Exit Doors to Loading Dock - Gold Wrapped TSI 3" Pipes	Yellow Fibrous Homogeneous	90% Glass HA: 5	10% Non-fibrous (Other)	None Detected
074-5A-Wrap 932202479-0017A	C Wing Hallway above Ceiling near Exit Doors to Loading Dock - Gold Wrapped TSI 3" Pipes	Brown/Silver Fibrous Homogeneous	30% Cellulose 15% Glass HA: 5	55% Non-fibrous (Other)	None Detected
074-5B-TSI 932202479-0018	C Wing Hallway by Elevator before Entry to D Wing - Gold Wrapped TSI 3" Pipes	Yellow Fibrous Homogeneous	90% Glass HA: 5	10% Non-fibrous (Other)	None Detected
074-5B-Wrap 932202479-0018A	C Wing Hallway by Elevator before Entry to D Wing - Gold Wrapped TSI 3" Pipes	Brown/Silver Fibrous Homogeneous	30% Cellulose 15% Glass HA: 5	55% Non-fibrous (Other)	None Detected

Initial report from: 05/19/2022 18:18:21

ASB_PLM_0008_0001 - 1.78 Printed: 5/19/2022 6:18 PM

Page 3 of 10

EMSL Analytical, Inc.
5700 Memorial Highway, Suite 122 Tampa, FL 33615
Tel/Fax: (813) 280-8752 / (813) 280-8753
http://www.EMSL.com / tampalab@emsl.com

EMSL Order: 932202479
Customer ID: OCCU56
Customer PO:
Project ID:

Test Report: Asbestos Analysis of Bulk Materials via EPA 600/R-93/116 Method using Polarized Light Microscopy

Sample	Description	Appearance	Non-Asbestos % Fibrous	Non-Asbestos % Non-Fibrous	Asbestos % Type
074-5C-Mastic 932202479-0019	B Wing Hallway above Ceiling outside Room GB-020C - Gold Wrapped TSI 3" Pipes	Tan Non-Fibrous Homogeneous	HA: 5	100% Non-fibrous (Other)	None Detected
074-5C-Wrap 932202479-0019A	B Wing Hallway above Ceiling outside Room GB-020C - Gold Wrapped TSI 3" Pipes	White Fibrous Homogeneous	40% Cellulose 10% Glass HA: 5	50% Non-fibrous (Other)	None Detected
074-5C-TSI 932202479-0019B	B Wing Hallway above Ceiling outside Room GB-020C - Gold Wrapped TSI 3" Pipes	Yellow Fibrous Homogeneous	85% Glass HA: 5	15% Non-fibrous (Other)	None Detected
074-6A 932202479-0020	C Wing Threshold before MRI Area - Gray Expansion Joint in Thresholds	Gray/Clear Non-Fibrous Homogeneous	HA: 6	100% Non-fibrous (Other)	None Detected
074-6B 932202479-0021	B Wing End of Hallway in Linen Area by Overhang Door - Gray Expansion Joint in Thresholds	Brown/Tan Non-Fibrous Homogeneous	HA: 6	100% Non-fibrous (Other)	None Detected
074-6C 932202479-0022	Threshold between A Wing and E Wing - Gray Expansion Joint in Thresholds	Brown/Tan Non-Fibrous Homogeneous	HA: 6	100% Non-fibrous (Other)	None Detected
074-7A-Mastic 932202479-0023	C Wing Hallway by Elevator before Entry to D Wing - Gold Wrapped TSI 3" Pipes White Mastic on Elbow Insulation	White Non-Fibrous Homogeneous	HA: 7	100% Non-fibrous (Other)	None Detected
074-7A-Insulation 932202479-0023A	C Wing Hallway by Elevator before Entry to D Wing - Gold Wrapped TSI 3" Pipes White Mastic on Elbow Insulation	Gold Fibrous Homogeneous	90% Glass HA: 7	10% Non-fibrous (Other)	None Detected
074-7B-Mastic 932202479-0024	D Wing Hallway above Door to Room GD-003D - Gold Wrapped TSI 3" Pipes White Mastic on Elbow Insulation	White Non-Fibrous Homogeneous	HA: 7	100% Non-fibrous (Other)	None Detected

Initial report from: 05/19/2022 18:18:21

ASB_PLM_0008_0001 - 1.78 Printed: 5/19/2022 6:18 PM

Page 4 of 10

EMSL Analytical, Inc.
5700 Memorial Highway, Suite 122 Tampa, FL 33615
Tel/Fax: (813) 280-8752 / (813) 280-8753
http://www.EMSL.com / tampalab@emsl.com

EMSL Order: 932202479
Customer ID: OCCU56
Customer PO:
Project ID:

Test Report: Asbestos Analysis of Bulk Materials via EPA 600/R-93/116 Method using Polarized Light Microscopy

Sample	Description	Appearance	Non-Asbestos % Fibrous	Non-Asbestos % Non-Fibrous	Asbestos % Type
074-7B-Wrap 932202479-0024A	D Wing Hallway above Door to Room GD-003D - Gold Wrapped TSI 3" Pipes White Mastic on Elbow Insulation	Brown/Silver Fibrous Homogeneous	30% Cellulose 15% Glass HA: 7	55% Non-fibrous (Other)	None Detected
074-7B-Insulation 932202479-0024B	D Wing Hallway above Door to Room GD-003D - Gold Wrapped TSI 3" Pipes White Mastic on Elbow Insulation	Pink Fibrous Homogeneous	90% Glass HA: 7	10% Non-fibrous (Other)	None Detected
074-7C-Mastic 932202479-0025	D Wing Hallway just before Threshold to A Wing - Gold Wrapped TSI 3" Pipes White Mastic on Elbow Insulation	White Non-Fibrous Homogeneous	HA: 7	100% Non-fibrous (Other)	None Detected
074-7C-Insulation 932202479-0025A	D Wing Hallway just before Threshold to A Wing - Gold Wrapped TSI 3" Pipes White Mastic on Elbow Insulation	Yellow Fibrous Homogeneous	80% Glass HA: 7	20% Non-fibrous (Other)	None Detected
074-8A-Wrap 932202479-0026	B-Wing Hallway Outside Room GB-027 above Ceiling - White TSI Wrap over Yellow Insulation 3" Pipes	White/Silver Fibrous Homogeneous	30% Cellulose 20% Glass HA: 8	50% Non-fibrous (Other)	None Detected
074-8A-Insulation 932202479-0026A	B-Wing Hallway Outside Room GB-027 above Ceiling - White TSI Wrap over Yellow Insulation 3" Pipes	Orange Fibrous Homogeneous	90% Glass HA: 8	10% Non-fibrous (Other)	None Detected
074-8B-Wrap 932202479-0027	B-Wing Hallway Linen Area just above Overhang Door - White TSI Wrap over Yellow Insulation 3" Pipes	White/Silver Fibrous Homogeneous	30% Cellulose 20% Glass HA: 8	50% Non-fibrous (Other)	None Detected
074-8B-Insulation 932202479-0027A	B-Wing Hallway Linen Area just above Overhang Door - White TSI Wrap over Yellow Insulation 3" Pipes	Orange Fibrous Homogeneous	90% Glass HA: 8	10% Non-fibrous (Other)	None Detected

Initial report from: 05/19/2022 18:18:21

ASB_PLM_0008_0001 - 1.78 Printed: 5/19/2022 6:18 PM

Page 5 of 10

EMSL Analytical, Inc.
5700 Memorial Highway, Suite 122 Tampa, FL 33615
Tel/Fax: (813) 280-8752 / (813) 280-8753
http://www.EMSL.com / tampalab@emsl.com

EMSL Order: 932202479
Customer ID: OCCU56
Customer PO:
Project ID:

Test Report: Asbestos Analysis of Bulk Materials via EPA 600/R-93/116 Method using Polarized Light Microscopy

Sample	Description	Appearance	Non-Asbestos % Fibrous	Non-Asbestos % Non-Fibrous	Asbestos % Type
074-8C-Wrap 932202479-0028	A Wing Hallway above Ceiling outside Room GA-027B - White TSI Wrap over Yellow Insulation 3" Pipes	White Fibrous Homogeneous	40% Cellulose 20% Glass HA: 8	40% Non-fibrous (Other)	None Detected
074-8C-Insulation 932202479-0028A	A Wing Hallway above Ceiling outside Room GA-027B - White TSI Wrap over Yellow Insulation 3" Pipes	Yellow Fibrous Homogeneous	80% Glass HA: 8	20% Non-fibrous (Other)	None Detected
074-9A-VCT 932202479-0029	Side Corridor off Hallway in Wing D across from Room GD-007W - Cream Colored VCT and Mastic	White/Beige Non-Fibrous Homogeneous	HA: 9	20% Ca Carbonate 80% Non-fibrous (Other)	None Detected
074-9A-Mastic 932202479-0029A	Side Corridor off Hallway in Wing D across from Room GD-007W - Cream Colored VCT and Mastic	Yellow Non-Fibrous Homogeneous	HA: 9	100% Non-fibrous (Other)	None Detected
074-9B-VCT 932202479-0030	Side Corridor off Hallway in Wing D across from Room GD-007W - Cream Colored VCT and Mastic	White/Beige Non-Fibrous Homogeneous	HA: 9	20% Ca Carbonate 80% Non-fibrous (Other)	None Detected
074-9B-Mastic 932202479-0030A	Side Corridor off Hallway in Wing D across from Room GD-007W - Cream Colored VCT and Mastic	Yellow Non-Fibrous Homogeneous	HA: 9	100% Non-fibrous (Other)	None Detected
074-9C-VCT 932202479-0031	Side Corridor off Hallway in Wing D across from Room GD-007W - Cream Colored VCT and Mastic	Beige Non-Fibrous Homogeneous	HA: 9	20% Ca Carbonate 80% Non-fibrous (Other)	None Detected
074-9C-Mastic 932202479-0031A	Side Corridor off Hallway in Wing D across from Room GD-007W - Cream Colored VCT and Mastic	Yellow Non-Fibrous Homogeneous	HA: 9	100% Non-fibrous (Other)	None Detected
074-10A-VCT 932202479-0032	Small Patch outside Elevators 10 & 11 - Blue VCT and Black Mastic	Blue Non-Fibrous Homogeneous	HA: 10	20% Ca Carbonate 80% Non-fibrous (Other)	None Detected

Initial report from: 05/19/2022 18:18:21

ASB_PLM_0008_0001 - 1.78 Printed: 5/19/2022 6:18 PM

Page 6 of 10

EMSL Analytical, Inc.
5700 Memorial Highway, Suite 122 Tampa, FL 33615
Tel/Fax: (813) 280-8752 / (813) 280-8753
http://www.EMSL.com / tampalab@emsl.com

EMSL Order: 932202479
Customer ID: OCCU56
Customer PO:
Project ID:

Test Report: Asbestos Analysis of Bulk Materials via EPA 600/R-93/116 Method using Polarized Light Microscopy

Sample	Description	Appearance	Non-Asbestos % Fibrous	Non-Asbestos % Non-Fibrous	Asbestos % Type
074-10A-Mastic 932202479-0032A	Small Patch outside Elevators 10 & 11 - Blue VCT and Black Mastic	Black Non-Fibrous Homogeneous	10% Cellulose HA: 10	90% Non-fibrous (Other)	None Detected
074-11A-Wall Tile 932202479-0033	A Wing outside Room GA-013 - White Wall Tile and White Mastic	White Non-Fibrous Homogeneous	HA: 11	10% Quartz 90% Non-fibrous (Other)	None Detected
074-11A-Mastic 932202479-0033A	A Wing outside Room GA-013 - White Wall Tile and White Mastic	White Non-Fibrous Homogeneous	HA: 11	25% Quartz 15% Ca Carbonate 58% Non-fibrous (Other)	2% Chrysotile
074-11B-Wall Tile 932202479-0034	A Wing outside Room GA-013 - White Wall Tile and White Mastic	White Non-Fibrous Homogeneous	HA: 11	10% Quartz 90% Non-fibrous (Other)	None Detected
074-11B-Mastic 932202479-0034A	A Wing outside Room GA-013 - White Wall Tile and White Mastic		HA: 11		Positive Stop (Not Analyzed)
074-11C-Wall Tile 932202479-0035	A Wing outside Room GA-013 - White Wall Tile and White Mastic	White Non-Fibrous Homogeneous	HA: 11	20% Quartz 10% Ca Carbonate 70% Non-fibrous (Other)	None Detected
074-11C-Mastic 932202479-0035A	A Wing outside Room GA-013 - White Wall Tile and White Mastic		HA: 11		Positive Stop (Not Analyzed)
074-12A 932202479-0036	A Wing outside Room GA-013 - White Wall Tile Grout	Gray/White Non-Fibrous Homogeneous	HA: 12	25% Quartz 15% Ca Carbonate 60% Non-fibrous (Other)	None Detected
074-12B 932202479-0037	A Wing outside Room GA-013 - White Wall Tile Grout	White Non-Fibrous Homogeneous	HA: 12	20% Ca Carbonate 80% Non-fibrous (Other)	None Detected
074-12C 932202479-0038	A Wing outside Room GA-013 - White Wall Tile Grout	White Non-Fibrous Homogeneous	HA: 12	5% Quartz 15% Ca Carbonate 80% Non-fibrous (Other)	None Detected
074-13A 932202479-0039	A Wing above Ceiling outside Room GA-011B - Stucco Float on Tiled Walls	Gray Non-Fibrous Homogeneous	HA: 13	25% Quartz 15% Ca Carbonate 60% Non-fibrous (Other)	None Detected
074-13B 932202479-0040	A Wing above Ceiling outside Room GA-015 - Stucco Float on Tiled Walls	Gray Non-Fibrous Homogeneous	HA: 13	25% Quartz 15% Ca Carbonate 60% Non-fibrous (Other)	None Detected
074-13C 932202479-0041	A Wing above Ceiling outside Room GA-008A - Stucco Float on Tiled Walls	Tan Non-Fibrous Homogeneous	HA: 13	20% Quartz 10% Ca Carbonate 70% Non-fibrous (Other)	None Detected

Initial report from: 05/19/2022 18:18:21

ASB_PLM_0008_0001 - 1.78 Printed: 5/19/2022 6:18 PM

Page 7 of 10

EMSL Analytical, Inc.
5700 Memorial Highway, Suite 122 Tampa, FL 33615
Tel/Fax: (813) 280-8752 / (813) 280-8753
http://www.EMSL.com / tampalab@emsl.com

EMSL Order: 932202479
Customer ID: OCCU56
Customer PO:
Project ID:

Test Report: Asbestos Analysis of Bulk Materials via EPA 600/R-93/116 Method using Polarized Light Microscopy

Sample	Description	Appearance	Non-Asbestos % Fibrous	Non-Asbestos % Non-Fibrous	Asbestos % Type
074-14A-Plaster 932202479-0042	A Wing above Ceiling outside Room GA-011B - White Plaster Finish over Stucco Float	White Non-Fibrous Homogeneous	HA: 14	20% Ca Carbonate 80% Non-fibrous (Other)	None Detected
074-14A-Stucco 932202479-0042A	A Wing above Ceiling outside Room GA-011B - White Plaster Finish over Stucco Float	Gray Non-Fibrous Homogeneous	HA: 14	25% Quartz 15% Ca Carbonate 60% Non-fibrous (Other)	None Detected
074-14B-Plaster 932202479-0043	A Wing above Ceiling outside Room GA-015 - White Plaster Finish over Stucco Float	White Non-Fibrous Homogeneous	HA: 14	20% Ca Carbonate 80% Non-fibrous (Other)	None Detected
074-14B-Stucco 932202479-0043A	A Wing above Ceiling outside Room GA-015 - White Plaster Finish over Stucco Float	Gray Non-Fibrous Homogeneous	HA: 14	25% Quartz 15% Ca Carbonate 60% Non-fibrous (Other)	None Detected
074-14C-Plaster 932202479-0044	A Wing above Ceiling outside Room GA-006A - White Plaster Finish over Stucco Float	White Non-Fibrous Homogeneous	HA: 14	8% Quartz 15% Ca Carbonate 77% Non-fibrous (Other)	None Detected
074-14C-Stucco 932202479-0044A	A Wing above Ceiling outside Room GA-006A - White Plaster Finish over Stucco Float	Gray Non-Fibrous Homogeneous	HA: 14	20% Quartz 15% Ca Carbonate 65% Non-fibrous (Other)	None Detected
074-15A-Floor Tile 932202479-0045	D Wing Pach in front of Elevators 1, 2, & 3 - Yellowish 12x12 Floor Tile with Beige Speckles with Yellow Mastic	White Non-Fibrous Homogeneous	HA: 15	20% Ca Carbonate 80% Non-fibrous (Other)	None Detected
074-15A-Mastic 932202479-0045A	D Wing Pach in front of Elevators 1, 2, & 3 - Yellowish 12x12 Floor Tile with Beige Speckles with Yellow Mastic	Red/Yellow Non-Fibrous Homogeneous	HA: 15	100% Non-fibrous (Other)	None Detected
074-15A-Mastic 2 932202479-0045B	D Wing Pach in front of Elevators 1, 2, & 3 - Yellowish 12x12 Floor Tile with Beige Speckles with Yellow Mastic	Black Non-Fibrous Homogeneous	HA: 15	93% Non-fibrous (Other)	7% Chrysotile

Initial report from: 05/19/2022 18:18:21

ASB_PLM_0008_0001 - 1.78 Printed: 5/19/2022 6:18 PM

Page 8 of 10

EMSL Analytical, Inc.
5700 Memorial Highway, Suite 122 Tampa, FL 33615
Tel/Fax: (813) 280-8752 / (813) 280-8753
http://www.EMSL.com / tampalab@emsl.com

EMSL Order: 932202479
Customer ID: OCCU56
Customer PO:
Project ID:

Test Report: Asbestos Analysis of Bulk Materials via EPA 600/R-93/116 Method using Polarized Light Microscopy

Sample	Description	Appearance	Non-Asbestos % Fibrous	Non-Asbestos % Non-Fibrous	Asbestos % Type
074-15B-Floor Tile 932202479-0046	E Wing Patch in front of Double Doors to Room GE-001 - Yellowish 12x12 Floor Tile with Beige Speckles with Yellow Mastic	Beige Non-Fibrous Homogeneous	HA: 15	20% Ca Carbonate 80% Non-fibrous (Other)	None Detected
074-15B-Mastic 932202479-0046A	E Wing Patch in front of Double Doors to Room GE-001 - Yellowish 12x12 Floor Tile with Beige Speckles with Yellow Mastic	Yellow Non-Fibrous Homogeneous	HA: 15	100% Non-fibrous (Other)	None Detected
074-15C-Floor Tile 932202479-0047	C Wing before Transition Outside Room GC-006 - Yellowish 12x12 Floor Tile with Beige Speckles with Yellow Mastic	Tan Non-Fibrous Homogeneous	HA: 15	20% Ca Carbonate 80% Non-fibrous (Other)	None Detected
074-15C-Mastic 932202479-0047A	C Wing before Transition Outside Room GC-006 - Yellowish 12x12 Floor Tile with Beige Speckles with Yellow Mastic	Yellow Non-Fibrous Homogeneous	HA: 15	100% Non-fibrous (Other)	None Detected
074-16A-Floor Tile 932202479-0048	B- Wing outside Room GB-011 - White 12x12 Floor Tile with Tan Specks and Yellow Mastic	Beige Non-Fibrous Homogeneous	HA: 15	20% Ca Carbonate 77% Non-fibrous (Other)	3% Chrysotile
074-16A-Mastic 932202479-0048A	B- Wing outside Room GB-011 - White 12x12 Floor Tile with Tan Specks and Yellow Mastic	Yellow Non-Fibrous Homogeneous	HA: 15	100% Non-fibrous (Other)	None Detected
074-16B-Floor Tile 932202479-0049	B- Wing East - White 12x12 Floor Tile with Tan Specks and Yellow Mastic		HA: 15		Positive Stop (Not Analyzed)
074-16B-Mastic 932202479-0049A	B- Wing East - White 12x12 Floor Tile with Tan Specks and Yellow Mastic	Yellow Non-Fibrous Homogeneous	HA: 15	100% Non-fibrous (Other)	None Detected
074-16C-Floor Tile 932202479-0050	B- Wing West - White 12x12 Floor Tile with Tan Specks and Yellow Mastic		HA: 15		Positive Stop (Not Analyzed)

Initial report from: 05/19/2022 18:18:21

ASB_PLM_0008_0001 - 1.78 Printed: 5/19/2022 6:18 PM

Page 9 of 10

EMSL Analytical, Inc.
5700 Memorial Highway, Suite 122 Tampa, FL 33615
Tel/Fax: (813) 280-8752 / (813) 280-8753
http://www.EMSL.com / tampalab@emsl.com

EMSL Order: 932202479
Customer ID: OCCU56
Customer PO:
Project ID:

Test Report: Asbestos Analysis of Bulk Materials via EPA 600/R-93/116 Method using Polarized Light Microscopy

			Non-Asbestos		Asbestos
Sample	**Description**	**Appearance**	**% Fibrous**	**% Non-Fibrous**	**% Type**
074-16C-Mastic 932202479-0056A	B- Wing West - White 12x12 Floor Tile with Tan Specks and Yellow Mastic	Yellow Non-Fibrous Homogeneous	HA: 18	100% Non-fibrous (Other)	None Detected

Analyst(s)
Khandaker Anam (55)
Sherrra Williams (23)

Gerald Iannuzzi, Laboratory Manager
or Other Approved Signatory

EMSL maintains liability limited to cost of analysis. Interpretation and use of test results are the responsibility of the client. This report relates only to the samples reported above, and may not be reproduced, except in full, without written approval by EMSL. EMSL bears no responsibility for sample collection activities or analytical method limitations. The report reflects the samples as received. Results are generated from the field sampling data (sampling volumes and areas, locations, etc.) provided by the client on the Chain of Custody. Samples are within quality control criteria and met method specifications unless otherwise noted. The above analyses were performed in general compliance with Appendix E to Subpart E of 40 CFR (previously EPA 600/M4-82-020 "Interim Method") but augmented with procedures outlined in the 1993 ("final") version of the method. This report must not be used by the client to claim product certification, approval, or endorsement by NVLAP, NIST or any agency of the federal government. Non-friable organically bound materials present a problem matrix and therefore EMSL recommends gravimetric reduction prior to analysis. Unless requested by the client, building materials manufactured with multiple layers (i.e. linoleum, wallboard, etc.) are reported as a single sample. Estimation of uncertainty is available on request.

Samples analyzed by EMSL Analytical, Inc. Tampa, FL NVLAP Lab Code 600215-0

Initial report from: 05/19/2022 18:18:21

ASB_PLM_0008_0001 - 1.78 Printed: 5/19/2022 6:18 PM

Page 10 of 10

OHC ENVIRONMENTAL ENGINEERING
OHC Environmental Engineering, Inc. 93202479
101 South Hoover Blvd, Suite 101
Tampa, FL 33609
Office: (813) 626-8156

ASBESTOS NESHAP SURVEY CHAIN OF CUSTODY FORM

Send Report to: Nicholas Foster
Email Address: nfoster@ohcnet.com
Phone #: (813)-403-9030
OHC Project #: 220074-AS
Project Location: James A. Haley VA Hospital 13000 Bruce B Downs Blvd., Tampa, FL 33612
Sampling Date: 5/4/22
Sampled by: Nicholas Foster
Relinquished Date: 5/15/22
Relinquished by (print): Nick Foster
Relinquished by (sign):

Laboratory Name: EMSL-Tampa
Type of Analysis: PLM
Positive Stop: Yes
Turnaround Time: 3 Days
Total # of Samples: 50

FOR LABORATORY USE
Date/Time Received: 5/17/22 630
Received by (print):
Received by (sign):

**** Existing locations of each HSA should be documented on the Observations & Notes sheet ****

HSA	Sample ID	Sample Location	Material Description	Total Quantity	Cond	Friable
1	074-1A	E Wing Above Ceiling Inside by Exit Corridor	White Mastic Over Ducts and Insulation	TBD	Good	No
	074-1B	C Wing Hallway Above Ceiling near Exit Doors to Loading Dock				
	074-1C	B Wing Hallway Above Ceiling to Room GB-036				
	074-1D	D Wing Hallway Above Ceiling Near Exit to Loading dock				
	074-1E	A Wing Hallway Ceiling Above Door to GA-005				
2	074-2A	E Wing Inside by Exit Corridor	Silver Mastic on Duct Work Joints	TBD	Good	No
	074-2B	C Wing Hallway Outside Elevator 6 Above Ceiling				
	074-2C	D Wind Hallway Outside Elevator Lobby for Elevators 1, 2, & 3				
	074-2D	D Wing End of Hallway Above Door to Room GD-020A				
	074-2E	A Wing Hallway Ceiling Above Door to GA-008				
3	074-3A	E Wing Brown Bumpers on Corners of Walls	Caulking on Corner Wall Bumper	72 Bumpers	Good	No
	074-3B	B Wing Hallway Leading to C Wings Bumper				
	074-3C	D Wing Hallway Just Before Threshold to A Wing				

OrderID: 932202479

OHC ENVIRONMENTAL ENGINEERING
OHC Environmental Engineering, Inc. 932202479
101 South Hoover Blvd, Suite 101
Tampa, FL 33609
Office: (813) 626-8156

ASBESTOS NESHAP SURVEY CHAIN OF CUSTODY FORM

4	074-4A	E Wing exit corridor silver doors caulking	Gray Caulking on Doors	50 LF	Good	No
	074-4B	E Wing exit corridor silver doors caulking				
	074-4C	E Wing exit corridor silver doors caulking				
5	074-5A	C Wing Hallway Above Ceiling near Exit Doors to Loading Dock	Gold Wrapped TSI 3" Pipes	TBD	Good	Yes
	074-5B	C Wing Hallway by Elevator Before Entry to D Wing				
	074-5C	B Wing Hallway Above Ceiling Outside Room GB-020C				
6	074-6A	C Wing Threshold Before MRI Area	Gray Expansion Joint in Thresholds	TBD	Good	No
	074-6B	B Wing End of Hallway in Linen Area by Overhang Door				
	074-6C	Threshold Between A Wing and E Wing				
7	074-7A	C Wing Hallway by Elevator Before Entry to D Wing	Gold Wrapped TSI 3" Pipes White Mastic on Elbow Insulation	TBD	Good	No
	074-7B	D Wing Hallway Above Door to Room GD-003D				
	074-7C	D Wing Hallway Just Before Threshold to A Wing				
8	074-8A	B-Wing Hallway Outside Room GB-027 Above Ceiling	White TSI Wrap over Yellow Insulation 3" Pipes	TBD	Good	Yes
	074-8B	B-Wing Hallway Linen Area Just Above Overhang Door				
	074-8C	A Wing Hallway Above Ceiling Outside Room GA-027B				
9	074-9A	Side Corridor off Hallway in Wing D Across from Room GD-007W	Cream Colored VCT and Mastic	150 SF	Good	No
	074-9B	Side Corridor off Hallway in Wing D Across from Room GD-007W				
	074-9C	Side Corridor off Hallway in Wing D Across from Room GD-007W				
10	074-10A	Small Patch Outside Elevators 10 & 11	Blue VCT and Black Mastic	25 SF	Good	No
11	074-11A	A Wing Outside Room GA-013	White Wall Tile and White Mastic	TBD	Good	No
	074-11B	A Wing Outside Room GA-013				
	074-11C	A Wing Outside Room GA-013				
12	074-12A	A Wing Outside Room GA-013	White Wall Tile Grout	TBD	Good	No
	074-12B	A Wing Outside Room GA-013				
	074-12C	A Wing Outside Room GA-013				
13	074-13A	A Wing Above Ceiling Outside Room GA-011B	Stucco Float on Tiled Walls	TBD	Good	No
	074-13B	A Wing Above Ceiling Outside Room GA-015				

OrderID: 932202479

Page 2 Of 3

OHC ENVIRONMENTAL ENGINEERING

OHC Environmental Engineering, Inc. 932202479
101 South Hoover Blvd, Suite 101
Tampa, FL 33609
Office: (813) 626-8156

ASBESTOS NESHAP SURVEY CHAIN OF CUSTODY FORM

	074-13C	A Wing Above Ceiling Outside Room GA-006A				
14	074-14A	A Wing Above Ceiling Outside Room GA-011B	White Plaster Finish over Stucco Float	TBD	Good	Yes
	074-14B	A Wing Above Ceiling Outside Room GA-015				
	074-14C	A Wing Above Ceiling Outside Room GA-006A				
15	074-15A	D Wing Patch In Front of Elevators 1, 2, & 3	Yellowish 12x12 Floor Tile with Beige Speckles with Yellow Mastic	150 SF	Good	No
	074-15B	E Wing Patch In Front of Double Doors to Room GE-001				
	074-15C	C Wing Before Transition Outside Room GC-006				
16	074-16A	B-Wing Outside Room GB-011	White 12x12 Floor Tile with Tan Specks and Yellow Mastic	TBD	Good	No
	074-16B	B-Wing East				
	074-16C	B-Wing West				

OrderID: 932202479

EMSL Analytical, Inc.
3303 PARKWAY CENTER COURT Orlando, FL 32808
Tel/Fax: (407) 599-5887 / (407) 599-9063
http://www.EMSL.com / orlandolab@email.com

EMSL Order: 342210982
Customer ID: OCCU56
Customer PO: 220074-AS
Project ID:

Attention: Nicholas A. Foster
OHC Environmental Engineering, Inc.
101 South Hoover Blvd
Suite 101
Tampa, FL 33609

Phone: (813) 300-3428
Fax: (813) 623-6702
Received Date: 05/25/2022 9:43 AM
Analysis Date: 05/28/2022
Collected Date:

Project: 220074-AS James A. Haley VA Hospital 13000 Bruce B Down Blvd., Tampa, FL 33612

Test Report: Asbestos Analysis of Bulk Materials via EPA 600/R-93/116 Method using Polarized Light Microscopy

			Non-Asbestos		Asbestos
Sample	**Description**	**Appearance**	**% Fibrous**	**% Non-Fibrous**	**% Type**
074-4D 342210982-0001	E Wing Exit Corridor Silver Door Caulking - Gray Caulking on Doors	Gray Non-Fibrous Homogeneous	10% Cellulose	84% Non-fibrous (Other)	6% Chrysotile
074-13D 342210982-0002 *No Wrap Present*	B-Wing Hallway Outside Room GB-027 Above Ceiling - White TSI Over Yellow Insulation 3" Pipes	White Non-Fibrous Homogeneous		30% Quartz 15% Ca Carbonate 55% Non-fibrous (Other)	None Detected
074-16AD-Floor Tile 342210982-0003	B-Wing Outside Room GB-011 - White 12x12 Floor Tile with Tan Specks and Yellow Mastic	White Non-Fibrous Homogeneous		97% Non-fibrous (Other)	3% Chrysotile
074-16AD-Mastic 342210982-0003A	B-Wing Outside Room GB-011 - White 12x12 Floor Tile with Tan Specks and Yellow Mastic	Tan Non-Fibrous Homogeneous		100% Non-fibrous (Other)	None Detected

Analyst(s)
Laura Vera (4)

Jessicka Lopez, Asbestos Lab Manager
or Other Approved Signatory

EMSL maintains liability limited to cost of analysis. Interpretation and use of test results are the responsibility of the client. This report relates only to the samples reported above, and may not be reproduced, except in full, without written approval by EMSL. EMSL bears no responsibility for sample collection activities or analytical method limitations. The report reflects the samples as received. Results are generated from the field sampling data (sampling volumes and areas, locations, etc.) provided by the client on the Chain of Custody. Samples are within quality control criteria and met method specifications unless otherwise noted. The above analyses were performed in general compliance with Appendix E to Subpart E of 40 CFR (previously EPA 600/M4-82-020 "Interim Method") but augmented with procedures outlined in the 1993 ("final") version of the method. This report must not be used by the client to claim product certification, approval, or endorsement by NVLAP, NIST or any agency of the federal government. Non-friable organically bound materials present a problem matrix and therefore EMSL recommends gravimetric reduction prior to analysis. Unless requested by the client, building materials manufactured with multiple layers (i.e. linoleum, wallboard, etc.) are reported as a single sample. Estimation of uncertainty is available on request.

Samples analyzed by EMSL Analytical, Inc. Orlando, FL NVLAP Lab Code 101151-0

Initial report from: 05/31/2022 08:47:14

ASB_PLM_0008_0001 - 1.78 Printed: 5/31/2022 8:47 AM

Page 1 of 1

OHC ENVIRONMENTAL ENGINEERING

OHC Environmental Engineering, Inc.
101 South Hoover Blvd, Suite 101
Tampa, FL 33609
Office: (813) 626-8156

ASBESTOS NESHAP SURVEY CHAIN OF CUSTODY FORM

OrderID: 342210982

Send Report to: Nicholas Foster
Email Address: nfoster@ohcnet.com
Phone #: (813)-403-9030
OHC Project #: 220074-AS
Project Location: James A. Haley VA Hospital, 13000 Bruce B Downs Blvd., Tampa, FL 33612
Sampling Date: 5/4/22
Sampled by: Nicholas Foster
Relinquished Date: 5/15/22
Relinquished by (print): Nick Foster
Relinquished by (sign):

Laboratory Name: EMSL-Orlando
Type of Analysis: PLM
Positive Stop: Yes
Turnaround Time: 3 Days
Total # of Samples: 3

FOR LABORATORY USE
Date/Time Received: MAY 2 5 2022 9:43
Received by (print):
Received by (sign):

** Existing locations of each HSA should be documented on the Observations & Notes sheet **

HSA	Sample ID	Sample Location	Material Description	Total Quantity	Cond	Friable
4	074-4AD	E Wing exit corridor Silver Door Caulking	Gray Caulking on Doors	50 LF	Good	No
13	074-13AD	B-Wing Hallway Outside Room GB-027 Above Ceiling	White TSI Wrap over Yellow Insulation 3" Pipes	TBD	Good	Yes
16	074-16AD	B-Wing Outside Room GB-011	White 12x12 Floor Tile with Tan Specks and Yellow Mastic	TBD	Good	No

342210982

Page 1 Of 1

APPENDIX E

LEAD LABORATORY ANALYTICAL RESULTS

EMSL Analytical, Inc.
3300 PARKWAY CENTER COURT, Orlando, FL 32808
Phone/Fax: (407) 599-5887 / (407) 599-9063
http://www.EMSL.com orlandolab@emsl.com

EMSL Order: 342210800
CustomerID: OCCU56
CustomerPO:
ProjectID:

Attn: **Nicholas A. Foster**
OHC Environmental Engineering, Inc.
101 South Hoover Blvd
Suite 101
Tampa, FL 33609

Phone: (813) 626-8156
Fax: (813) 623-6702
Received: 5/25/2022 09:35 AM
Collected: 5/6/2022

Project: **220074-AS James A. Haley VA 13000 Bruce B Downs Blvd., Tampa, FL 33612**

Test Report: Lead in Paint Chips by Flame AAS (SW 846 3050B/7000B)*

Client SampleDescription	Collected	Analyzed	Weight	RDL	Lead Concentration
074-Pb1A 342210800-0001	5/6/2022	5/25/2022 Site: E Wing Exit Corridor Walls, Beige Paint On CMU Walls	0.2618 g	0.0080 % wt	0.077 % wt
074-Pb1B 342210800-0002	5/6/2022	5/25/2022 Site: C Wing By Loading Dock Exit, Beige Paint On CMU Walls	0.2954 g	0.0080 % wt	0.046 % wt
074-Pb1C 342210800-0003	5/6/2022	5/25/2022 Site: B Wing Hallway Wall Down From C Wing Threshold, Beige Paint On CMU Walls	0.2648 g	0.0080 % wt	<0.0080 % wt
074-Pb1D 342210800-0004	5/6/2022	5/25/2022 Site: D Wing Hallway Wall Across From Room GD-006, Beige Paint On CMU Walls	0.2252 g	0.0089 % wt	0.020 % wt
074-Pb1E 342210800-0005	5/6/2022	5/25/2022 Site: A Wing Wall Outside Room GA-009, Beige Paint On CMU Walls	0.2897 g	0.0080 % wt	<0.0080 % wt
074-Pb2A 342210800-0006	5/6/2022	5/25/2022 Site: E Wing Exit Corridor Walls, Blue Paint On CMU Walls	0.2666 g	0.0080 % wt	0.073 % wt
074-Pb2B 342210800-0007	5/6/2022	5/25/2022 Site: C Wing Outside Elavotor 6, Blue Paint On CMU Walls	0.2816 g	0.0080 % wt	<0.0080 % wt
074-Pb2C 342210800-0008	5/6/2022	5/25/2022 Site: C Wing Outside Elevators 4 & 5, Blue Paint On CMU Walls	0.2824 g	0.0080 % wt	0.012 % wt
074-Pb3A 342210800-0009	5/6/2022	5/25/2022 Site: E Wing Corridor Doors, Brown Paint On Metal Doors	0.0168 g	0.12 % wt	<0.12 % wt
074-Pb4A 342210800-0010	5/6/2022	5/25/2022 Site: E Wing Corridor Doors Between E And A Wings, Brownish Gray Paint On Metal Doors	0.0500 g	0.040 % wt	0.18 % wt

Heather M. Ohye

Heather Ohye, Metals Manager
or other approved signatory

EMSL maintains liability limited to cost of analysis. Interpretation and use of test results are the responsibility of the client. This report relates only to the samples reported above, and may not be reproduced, except in full, without written approval by EMSL. EMSL bears no responsibility for sample collection activities or analytical method limitations. The report reflects the samples as received. Results are generated from the field sampling data (sampling volumes and areas, locations, etc.) provided by the client on the Chain of Custody. Samples are within quality control criteria and met method specifications unless otherwise noted.
* Analysis following Lead in Paint by EMSL SOP:Determination of Environmental Lead by FLAA. Reporting limit is 0.008% wt based on the minimum sample weight per our SOP. "<" (less than) result signifies the analyte was not detected at or above the reporting limit. Measurement of uncertainty is available upon request. Definitions of modifications are available upon request.
Samples analyzed by EMSL Analytical, Inc. Orlando, FL AIHA-LAP, LLC--ELLAP Accredited #163563

Initial report from 05/27/2022 16:04:51

Test Report PB w/RDL-2.0.0.0 Printed: 5/27/2022 4:04:51 PM Page 1 of 2

EMSL Analytical, Inc.
3303 PARKWAY CENTER COURT, Orlando, FL 32808
Phone/Fax: (407) 599-5887 / (407) 599-9063
http://www.EMSL.com orlandolab@emsl.com

EMSL Order: 342210800
CustomerID: OCCU56
CustomerPO:
ProjectID:

Attn: **Nicholas A. Foster**
OHC Environmental Engineering, Inc.
101 South Hoover Blvd
Suite 101
Tampa, FL 33609

Phone: (813) 626-8156
Fax: (813) 623-6702
Received: 5/25/2022 09:35 AM
Collected: 5/6/2022

Project: **220074-AS James A. Haley VA 13000 Bruce B Downs Blvd., Tampa, FL 33612**

Test Report: Lead in Paint Chips by Flame AAS (SW 846 3050B/7000B)*

Client SampleDescription	Collected	Analyzed	Weight	RDL	Lead Concentration
074-Pb5A *342210800-0011*	5/6/2022 Site: C Wing By Loading Dock Exit, Yellow Paint On Metal Pylons	5/25/2022	0.0359 g	0.056 % wt	<0.056 % wt
074-Pb6A *342210800-0012*	5/6/2022 Site: C Wing Loading Dock Exit Door, Black Paint On Metal Doors	5/25/2022	0.0179 g	0.11 % wt	<0.11 % wt
074-Pb7A *342210800-0013*	5/6/2022 Site: B Wing Wall With Electrical Closet Door, Baby Blue Paint On CMU Block	5/25/2022	0.3021 g	0.0080 % wt	<0.0080 % wt

Data reported may not reach applicable analytical sensitivity due to insufficient sample weights submitted. Suggested weight for analysis is 0.25 g.

Heather M. Ohye

Heather Ohye, Metals Manager
or other approved signatory

EMSL maintains liability limited to cost of analysis. Interpretation and use of test results are the responsibility of the client. This report relates only to the samples reported above, and may not be reproduced, except in full, without written approval by EMSL. EMSL bears no responsibility for sample collection activities or analytical method limitations. The report reflects the samples as received. Results are generated from the field sampling data (sampling volumes and areas, locations, etc.) provided by the client on the Chain of Custody. Samples are within quality control criteria and met method specifications unless otherwise noted.
* Analysis following Lead in Paint by EMSL SOP:Determination of Environmental Lead by FLAA. Reporting limit is 0.008% wt based on the minimum sample weight per our SOP. "<" (less than) result signifies the analyte was not detected at or above the reporting limit. Measurement of uncertainty is available upon request. Definitions of modifications are available upon request.
Samples analyzed by EMSL Analytical, Inc. Orlando, FL AIHA-LAP, LLC--ELLAP Accredited #163563

Initial report from 05/27/2022 16:04:51

Test Report PB w/RDL-2.0.0.0 Printed: 5/27/2022 4:04:51 PM Page 2 of 2

OHC ENVIRONMENTAL

OHC Environmental Engineering, Inc.
101 South Hoover Blvd, Suite 101
Tampa, FL 33609
Office: (813) 626-8156

342210800

LEAD SURVEY
CHAIN OF CUSTODY FORM

Send Report to: *Nick Foster*
Email Address: *nfoster@ohcnet.com*
Phone #: *(813)-403-9030*
OHC Project #: *220074-AS*
Project Location: *James A. Haley VA 13000 Bruce B Downs Blvd., Tampa, FL 33612*
Sampling Dates: *5/6/22*
Sampled by: *Aaron Hallam*
Relinquished Date: *5/15/22*
Relinquished by (print): *Nick Foster*
Relinquished by (sign):

Laboratory Name: *EMSL-Orlando*
Type of Analysis: *LEAD FAAS % by weight*
Turnaround Time: *3 Days*
Total # of Samples: *14*

FOR LABORATORY USE
Date/Time Received: MAY 2 5 2022 9:43
Received by (print):
Received by (sign):

** Indicate if the sample is a composite under the Description. Existing locations of each sample should be documented on the Observations & Notes sheet. **

Sample ID	Location	Sample Description (include color, material type, substrate, composite, etc.)	Total Quantity
074-Pb1A	E Wing Exit Corridor Walls	Beige Paint on CMU Walls	TBD
074-Pb1B	C Wing by Loading Dock Exit	Beige Paint on CMU Walls	TBD
074-Pb1C	B Wing Hallway Wall Down from C wing threshold	Beige Paint on CMU Walls	TBD
074-Pb1D	D Wing Hallway Wall Across from Room GD-006	Beige Paint on CMU Walls	TBD
074-Pb1E	A Wing Wall Outside Room GA-009	Beige Paint on CMU Walls	TBD
074-Pb2A	E wing Exit Corridor Walls	Blue Paint on CMU Walls	600 SF
074-Pb2B	C Wing Outside Elavotor 6	Blue Paint on CMU Walls	600 SF
074-Pb2C	D Wing Outside Elevators 4 & 5	Blue Paint on CMU Walls	600 SF
074-3A	E wing Exit Corridor Doors	Brown Paint on Metal Doors	2 Doors

OrderID: 342210800

Page 1 Of 2

OHC ENVIRONMENTAL

OHC Environmental Engineering, Inc.
101 South Hoover Blvd, Suite 101
Tampa, FL 33609
Office: (813) 626-8156

342210800

LEAD SURVEY
CHAIN OF CUSTODY FORM

074-4A	E wing Corridor Doors between E and A wings	Brownish Gray Paint on Metal Doors	2 Doors
074-5A	C Wing by Loading Dock Exit	Yellow Paint on Metal Pylons	2 Pylons
074-6A	C Wing Loading Dock Exit Door	Black Paint on Metal Doors	2 Doors
074-7A	B Wing Wall with Electrical Closet Door	Baby Blue Paint on CMU Block	80 SF
074-8A	A Wing Wall Tile in Old Pool Area Outside Room GA-013	White Glazing on Wall Tile	TBD

OrderID: 342210800

EMSL Analytical, Inc.
3303 PARKWAY CENTER COURT, Orlando, FL 32808
Phone/Fax: (407) 599-5887 / (407) 599-9663
http://www.EMSL.com orlandolab@emsl.com

EMSL Order:	342004023
CustomerID:	OCCU56
CustomerPO:	200046
ProjectID:	

Attn: **Justin Carman**
OHC Environmental Engineering, Inc.
101 South Hoover Blvd
Suite 101
Tampa, FL 33609

Phone: (813) 626-8156
Fax: (813) 623-6702
Received: 03/10/20 10:00 AM
Collected: 3/5/2020

Project: **200046 USF-Davis Hall-1st Floor-140 7th Ave South, Saint Petersburg, FL 33701**

Test Report: Lead in Paint Chips by Flame AAS (SW 846 3050B/7000B)*

Client SampleDescription	Collected	Analyzed	Weight	RDL	Lead Concentration
046-PB 1 342004023-0001	3/5/2020 Site: Room 130, Blue Wall Paint On Drywall	3/10/2020	0.2378 g	0.0084 % wt	<0.0084 % wt
046-PB 2 342004023-0002	3/5/2020 Site: Room 130, White Wall Paint On Drywall	3/10/2020	0.2155 g	0.0093 % wt	<0.0093 % wt
046-PB 3 342004023-0003	3/5/2020 Site: Room 130, Yellow Wall Paint On Drywall	3/10/2020	0.0460 g	0.043 % wt	<0.043 % wt
046-PB 4 342004023-0004	3/5/2020 Site: Room 138A, Dark Grey Paint On Metal Door Frames	3/10/2020	0.0876 g	0.023 % wt	<0.023 % wt
046-PB 5 342004023-0005	3/5/2020 Site: Room 138J, Light Grey Wall Paint On Drywall	3/10/2020	0.1360 g	0.015 % wt	<0.015 % wt
046-PB 6 342004023-0006	3/5/2020 Site: Room 110, Brown Paint On Metal Door Frames	3/10/2020	0.1138 g	0.018 % wt	<0.018 % wt
046-PB 7 342004023-0007	3/5/2020 Site: Outside Room 140, Green Wall Paint On Drywall	3/10/2020	0.1961 g	0.010 % wt	0.094 % wt
046-PB 8 342004023-0008	3/5/2020 Site: Between 136 & 138A, Light Grey Wall Paint On Drywall	3/10/2020	0.2913 g	0.0080 % wt	<0.0080 % wt
046-PB 9 342004023-0009	3/5/2020 Site: Between 103 & 105, Light Yellow Wall Paint On Drywall	3/10/2020	0.3050 g	0.0080 % wt	<0.0080 % wt
046-PB 10 342004023-0010	3/5/2020 Site: Room 105, White Floor Paint On Concrete	3/10/2020	0.2991 g	0.0080 % wt	<0.0080 % wt

Carlos Rivadeneyra, Laboratory Director
or other approved signatory

*Analysis following Lead in Paint by EMSL SOP/Determination of Environmental Lead by FLAA. Reporting limit is 0.005 % wt based on the minimum sample weight per our SOP. Unless noted, results in this report are not blank corrected. EMSL maintains liability limited to cost of analysis. Interpretation and use of test results are the responsibility of the client. This report relates only to the samples reported above, and may not be reproduced, except in full, without written approval by EMSL. EMSL bears no responsibility for sample collection activities or analytical method limitations. The report reflects the samples as received. When the information supplied by the customer can affect the validity of the results, it will be noted on the report. "<" (less than) result signifies the analyte was not detected at or above the reporting limit. Measurement of uncertainty is available upon request. The QC data associated with the sample results included in this report meet the recovery and precision requirements unless specifically indicated otherwise. Definitions of modifications are available upon request.
Samples analyzed by EMSL Analytical, Inc. Orlando, FL AIHA-LAP, LLC–ELLAP Accredited #165563

Initial report from 03/11/2020 19:27:06

Test Report PB w/RDL-2.0.0.0 Printed: 3/11/2020 7:27:06 PM

Page 1 of 1

OHC ENVIRONMENTAL ENGINEERING

OHC Environmental Engineering, Inc.
101 South Hoover Blvd, Suite 101
Tampa, FL 33609
Office: (813) 626-8156

#342004023

LEAD SURVEY CHAIN OF CUSTODY FORM

Send Report to:	*Justin R Carman*	Laboratory Name:	*EMSL-Orlando*
Email Address:	*jcarman@ohcnet.com*	Type of Analysis:	*FAAS % by weight*
Phone #:	*813-376-1202*	Turnaround Time:	*48 hr*
OHC Project #:	*200046*	Total # of Samples:	*10*
Project Location:	*USF-Davis Hall-1st Floor-140 7th Ave South, Saint Petersburg, FL 33701*		
Sampling Date:	*03/05/2020*		
Sampled by:	*Justin R. Carman*	***FOR LABORATORY USE***	
Relinquished Date:	*02/07/2020*	Date/Time Received:	MAR 1 0 2020 10:00
Relinquished by (print):	*Justin R. Carman*	Received by (print):	
Relinquished by (sign):		Received by (sign):	

**** Indicate if the sample is a composite under the Description. Existing locations of each sample should be documented on the Observations & Notes sheet. ****

Sample ID	Location	Sample Description *(include color, material type, substrate, composite, etc.)*	Total Quantity
046-PB 1	Room 130	Blue Wall Paint on Drywall	1500 SF
046-PB 2	Room 130	White Wall Paint on Drywall	Throughout
046-PB 3	Room 130	Yellow Wall Paint on Drywall	2000 SF
046-PB 4	Room 108A	Dark Grey Paint on Metal Door Frames	32 Frames
046-PB 5	Room 108J	Light Grey Wall Paint on Drywall	700 SF
046-PB 6	Room 110	Brown Paint on Metal Door Frames	16 Frames
046-PB 7	Outside Room 140	Green Wall Paint on Drywall	250 SF
046-PB 8	Between Room 136 & 136A	Light Grey Wall Paint on Drywall	3000 SF
046-PB 9	Between Room 103 & 105	Light Yellow Wall Paint on Drywall	1200 SF

OrderID: 342004023

EMSL Analytical, Inc.

200North, Route 130, Cinnaminson, NJ 08077
Phone: (800) 220-3675

Attn.: *Nick Foster*
CTSI-Consulting & Testing Services, Inc.
237 West 35th Street, Suite 1201
New York, NY 10001
nfoster@ohcnet.com
Phone: 813-403-9030

EMSL Order No.: 362201594
Sample(s) Received: 5/26/2022
Date Reported: 5/31/2022
Date Printed: 5/31/2022
Reported By: J. Hu

- Laboratory Report -

Elemental Analysis/Lead

Project: #220074-AS

Procurement of Samples and Analytical Overview:

The samples (one, bulk) arrived at EMSL Analytical (Cinnaminson, NJ) on May 26, 2022. The package arrived in satisfactory condition with no evidence of damage to the contents. The data reported herein has been obtained using the following equipment and methodologies.

Methods & Equipment: Hand-Held X-Ray Fluorescence Spectroscopy (XRF)
16 CFR 1303/CPSC-CH-E1003-09.1
Total Lead in Paint and Surface Coatings

Analyzed by: Jian Hu, Ph.D., Senior Laboratory Scientist — May 27, 2022 (Date)

Reviewed/Approved by: Eugenia Mirica, Ph.D., Laboratory Director — May 31, 2022 (Date)

CTSI-Consulting & Testing Services, Inc. – 362201594 - Page 1 of 4 -

EMSL Analytical, Inc.

200North, Route 130, Cinnaminson, NJ 08077
Phone: (800) 220-3675

Attn.: *Nick Foster*
CTSI-Consulting & Testing Services, Inc.
237 West 35th Street, Suite 1201
New York, NY 10001
nfoster@ohcnet.com
Phone: 813-403-9030

EMSL Order No.: 362201594
Sample(s) Received: 5/26/2022
Date Reported: 5/31/2022
Date Printed: 5/31/2022
Reported By: J. Hu

Procurement of Samples:

Figure 1. Image of the as-received samples.

Table 1: Identification of the samples submitted for analysis:

Customer Sample ID	EMSL Sample ID	Sample Description	Date Sampled
074-8A	362201594-0001	A Wing Wall Tile in Old Pool Area Outside Room GA-013	May 6, 2022

The purpose of the analysis is to quantify the lead content present in the materials. The surfaces were analyzed.

EMSL Analytical, Inc.

200North, Route 130, Cinnaminson, NJ 08077
Phone: (800) 220-3675

Attn.: *Nick Foster*
CTSI-Consulting & Testing Services, Inc.
237 West 35th Street, Suite 1201
New York, NY 10001
nfoster@ohcnet.com
Phone: 813-403-9030

EMSL Order No.: 362201594
Sample(s) Received: 5/26/2022
Date Reported: 5/31/2022
Date Printed: 5/31/2022
Reported By: J. Hu

Results:

EMSL ID:	**362201594-0001**			
Sample ID:	074-8A			
Sample Description:	A Wing Wall Tile in Old Pool Area Outside Room GA-013			
Analyte	**Measured Value**		**Reporting Limit**	
	wt%	**mg/kg (ppm)**	**wt%**	**mg/kg (ppm)**
Lead (Pb)	0.135	1350	0.005	50

ppm = parts per million

EMSL Analytical, Inc.

200North, Route 130, Cinnaminson, NJ 08077
Phone: (800) 220-3675

Attn.: Nick Foster
CTSI-Consulting & Testing Services, Inc.
237 West 35th Street, Suite 1201
New York, NY 10001
nfoster@ohcnet.com
Phone: 813-403-9030

EMSL Order No.: 362201594
Sample(s) Received: 5/26/2022
Date Reported: 5/31/2022
Date Printed: 5/31/2022
Reported By: J. Hu

Descriptions & Definitions:

None Detected (ND) denotes the absence of analyte in the subsample analyzed. Trace levels of the analyte may be present in the sample below the limit of detection (LOD).

Limit of Detection (LOD): The minimum concentration that can be theoretically achieved for a given analytical procedure in the absence of matrix or sample processing effects. Particle analysis is limited to a single occurrence of an analyte particle in the sub-sample analyzed.

Limit of Quantitation (LOQ): The minimum concentration of an analyte that can be measured within specified limits of precision and accuracy during routine laboratory operating conditions

Important Terms, Conditions, and Limitations:

Sample Retention: Samples analyzed by EMSL will be retained for 60 days after analysis date. Storage beyond this period is available for a fee with written request prior to the initial 30 day period. Samples containing hazardous/toxic substances which require special handling may be returned to the client immediately. EMSL reserves the right to charge a sample disposal or return shipping fee.

Change Orders and Cancellation: All changes in the scope of work or turnaround time requested by the client after sample acceptance must be made in writing and confirmed in writing by EMSL. If requested changes result in a change in cost the client must accept payment responsibility. In the event work is cancelled by a client, EMSL will complete work in progress and invoice for work completed to the point of cancellation notice. EMSL is not responsible for holding times that are exceeded due to such changes.

Warranty: EMSL warrants to its clients that all services provided hereunder shall be performed in accordance with established and recognized analytical testing procedures, when available. The foregoing express warranty is exclusive and is given in lieu of all other warranties, expressed or implied. EMSL disclaims any other warranties, express or implied, including a warranty of fitness for particular purpose and warranty of merchantability.

Limits of Liability: In no event shall EMSL be liable for indirect, special, consequential, or incidental damages, including, but not limited to, damages for loss of profit or goodwill regardless of the negligence (either sole or concurrent) of EMSL and whether EMSL has been informed of the possibility of such damages, arising out of or in connection with EMSL's services thereunder or the delivery, use, reliance upon or interpretation of test results by client or any third party. We accept no legal responsibility for the purposes for which the client uses the test results. EMSL will not be held responsible for the improper selection of sampling devices even if we supply the device to the user. The user of the sampling device has the sole responsibility to select the proper sampler and sampling conditions to ensure that a valid sample is taken for analysis. Any resampling performed will be at the sole discretion of EMSL, the cost of which shall be limited to the reasonable value of the original sample delivery group (SDG) samples. In no event shall EMSL be liable to a client or any third party, whether based upon theories of tort, contract or any other legal or equitable theory, in excess of the amount paid to EMSL by client thereunder.

The data and other information contained in this report, as well as any accompanying documents, represent only the samples analyzed. They are reported upon the condition that they are not to be reproduced wholly or in part for advertising or other purposes without the written approval from the laboratory.

APPENDIX F

CONSULTANT & LABORATORY CREDENTIALS

The Board for Global EHS Credentialing (BGC)

through its vested authority, hereby confirms that

Jim F. Rizk

has met all requirements of education, experience, and examination, and on-going maintenance set forth through the BGC's American Board of Industrial Hygiene®'s (ABIH®) credentialing division for re-certification in the Comprehensive Practice of Industrial Hygiene and is thereby conferred the credential of

Certified Industrial Hygienist® (CIH®)

The aforenamed individual is given all rights, privileges, and responsibilities as both a diplomate of the BGC and holder of the CIH credential, provided that the credential is not suspended or revoked, and it is renewed annually. Moreover, the holder must meet all recertification requirements, including the obligation to practice ethically as prescribed by the BGC.

Credential Number:	3956 CP
Award Date:	June 30, 1988
Expiration Date:	December 1, 2025

Cynthia Hanko, CIH
Chair of the Board of Directors

Ulric K. Chung, MCS, PhD
Chief Executive Officer and Secretary

Ron DeSantis, Governor

Halsey Beshears, Secretary

STATE OF FLORIDA
DEPARTMENT OF BUSINESS AND PROFESSIONAL REGULATION

ASBESTOS LICENSING UNIT

THE ASBESTOS CONSULTANT HEREIN IS LICENSED UNDER THE PROVISIONS OF CHAPTER 469, FLORIDA STATUTES

RIZK, JAMES FAHMY
101 SOUTH HOOVER BLVD
SUITE 101
TAMPA FL 33609

LICENSE NUMBER: IA0000022
EXPIRATION DATE: NOVEMBER 30, 2022
Always verify licenses online at MyFloridaLicense.com

Do not alter this document in any form.

This is your license. It is unlawful for anyone other than the licensee to use this document.

Ron DeSantis, Governor

Julie I. Brown, Secretary

dbpr

STATE OF FLORIDA
DEPARTMENT OF BUSINESS AND PROFESSIONAL REGULATION

ASBESTOS LICENSING UNIT

THE ASBESTOS BUSINESS ORGANIZATION HEREIN IS LICENSED UNDER THE PROVISIONS OF CHAPTER 469, FLORIDA STATUTES

OHC ENVIRONMENTAL ENGINEERING, INC.

101 S. HOOVER BLVD
SUITE 101
TAMPA FL 33609

LICENSE NUMBER: ZA0000060

EXPIRATION DATE: NOVEMBER 30, 2023

Always verify licenses online at MyFloridaLicense.com

Do not alter this document in any form.

This is your license. It is unlawful for anyone other than the licensee to use this document.

ENVIRONMENTAL SAFETY & HEALTH INSTITUTE
101 S. Hoover Blvd Suite 101 Tampa, FL 33609
813-828-8556

Certify that
Nick Foster
Certificate No. 10202021-01
Provider No. 0001215 Course No. 0002813
has successfully completed the requisite training for

Asbestos 24-Hour Survey & Mechanical Inspector Initial
and in evidence thereof is awarded this

Certificate of Completion

James Rizk
Institute Director

ENVIRONMENTAL SAFETY & HEALTH INSTITUTE

Date of Exam -20-Dec.-2021

Expiration Date 20-Dec. -2022

United States Department of Commerce
National Institute of Standards and Technology

NVLAP®

Certificate of Accreditation to ISO/IEC 17025:2017

NVLAP LAB CODE: 600215-0

EMSL Analytical, Inc. - Tampa, FL
Tampa, FL

is accredited by the National Voluntary Laboratory Accreditation Program for specific services, listed on the Scope of Accreditation, for:

Asbestos Fiber Analysis

This laboratory is accredited in accordance with the recognized International Standard ISO/IEC 17025:2017. This accreditation demonstrates technical competence for a defined scope and the operation of a laboratory quality management system (refer to joint ISO-ILAC-IAF Communique dated January 2009).

2021-10-01 through 2022-09-30
Effective Dates

For the National Voluntary Laboratory Accreditation Program

----- END OF REPORT -----

10-26-22

HALF-HALL TUNNELING - SEQUENCE OF WORK PER PHASE (Dwg #AS.200)

1. Identify if surgical removals of GWBS and/or above-ceiling penetrations are required prior to building of the NPE Life Safety and Temporary walls, doors and ceilings and coordinated with COTR before construction of such.
2. Build interim Life Safety and Temporary walls, doors and ceilings and ensure complete isolation of work area – See Option #1 below as coordinated with COTR.
3. Provide temporary lighting in work area and tunnels as required per phase configuration.
4. Provide temporary directional and construction signs.
5. Determine and coordinate with COTR areas for Decontamination Facility.
6. Determine discharge points for venting of the NPE units. If unable to discharge outside coordinate with COTR a plan for optional discharging of the NPE exhaust.
7. Identify areas of existing ductwork, piping and other components, as applicable, where ACM insulation will be stripped. If ductwork, piping or other components will need to be removed in entirety coordinate with COTR to accommodate temporary operation during abatement.
8. Make operational the Decontamination Facility and NPE work area including temporary HVAC ducting and necessary utility lines, as applicable.
9. Remove all non-ACM existing lights, HVAC diffusers, low voltage items, and all associated components as required in tunnel and work area for VA storage and subsequent reinstallation. Remove existing doors and hardware. Prep HM frames for refinishing. See plans for more info.
10. Remove existing wall mounted handrail/guardrail, light switches, outlets, Fire Protection devices, low voltage components and any surface mounted items. Note: GC to provide temporary Fire Protection devices and/or a “fire watch”.
11. Remove asbestos-contaminated existing ceilings and associated components from work area to be disposed of as ACM.
12. After confirmation of satisfactory operational status of HVAC and utility service, remove ACM insulation from existing ductwork and piping, etc., or removal of components, as applicable.
13. Remove existing flooring. Note: the existing flooring/mastic contains hazardous material. See Hazardous Materials plans specs and narratives.
14. Remove existing GWBS making sure that the integrity of the NPE shall be maintained. Note: the existing GWBS contains hazardous material.
15. After completion of ACM removals and satisfactory clearances are achieved remove and reinstall NPE Life Safety and Temporary walls, doors and ceilings on opposite side of the corridor, as applicable if Tunnel Option #1 is Utilized. Repeat procedures for ACM preparations as delineated previously.
16. After operational status and coordination with COTR proceed with ACM removals following the procedures for ACM removals as previously delineated. This will include the Duct and piping insulation, fireproofing, GWBS, flooring, etc., as delineated and applicable.
17. After the completion of ACM removals and satisfactory clearances are achieved in the second (opposite side of hall work area) remove NPE Life Safety and Temporary walls, doors and ceilings on opposite side of the corridor, as applicable if Tunnel Option #1 is utilized.
18. Simultaneously, in the now “cleared” and turned-over/accepted previous work areas, the GC shall prep the recessed back boxes, conduit and required backing plates.
19. Similarly, the GC shall repair patch and skim coat the existing walls to a level 5 finish.
20. Refinish and paint HM doors and install new doors and hardware.

21. Install wall protection handrail/guardrail. light switches, outlets, Fire Protection devices, low voltage components and any wall mounted items.
22. Install new ceilings and associated components. This shall include lights, HV AC diffusers, low voltage items and all misc. components.
23. Remove and install all new elements and finishes on opposite wall per the notes above.
24. Remove temporary barriers and install floor and base.

PHASING AND MATERIALS MATRIX – TABLE No. 1

MATERIAL							
PHASE	FIREPROOFING	FLOORING	MISC MASTICS	DUCTS	PIPES	GWBS	Tunnel Type
1	X	X	X	X	X		#1
2	X	X		X	X	X	
3	X	X		X	X	X	
4	X	X	X	X	X	X	
5	X	X	X	X	X	X	
6	X	X	X	X	X		#1
7	X	X	X	X	X	X	
8	X	X	X	X	X		
9		X		X	X	X	
DWG	AB4	AB5	AB7	AB6	AB6	AB8	

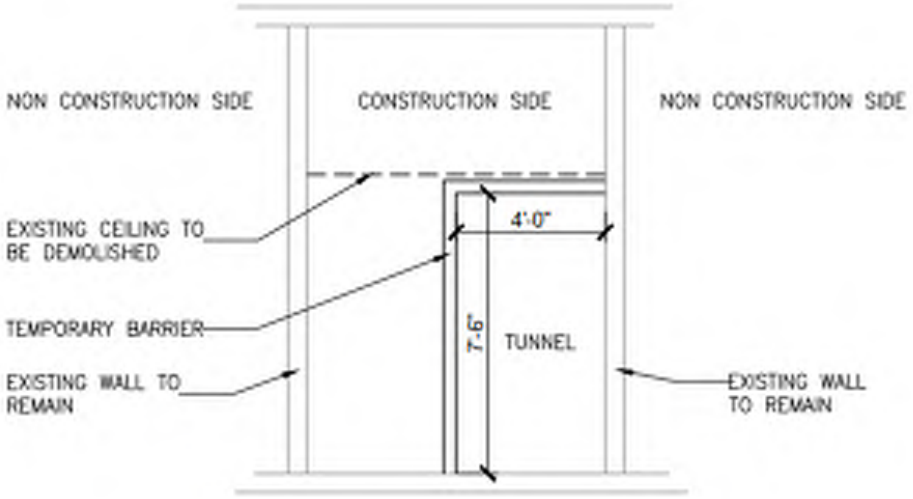

01 CONSTRUCTION TUNNEL & BARRICADES
NTS

10-26-22

SCAFFOLDING TUNNELING - SEQUENCE OF WORK PER PHASE (Dwg #AS.200)

1. Identify if surgical removals of GWBS, Flooring materials and/or above-ceiling penetrations are required prior to building of the NPE Life Safety and Temporary Scaffolding walls, doors and ceilings and coordinated with COR before construction of such. **Note that ACM flooring and GWBS materials may need to be surgically removed and replaced prior to placement of scaffolding. The temporary implementation of alternate passageways through adjacent rooms may be required as coordinated with the COR. Likewise, the temporary implementation of alternate passageways utilizing upper floor halls may be required as coordinated with the COR.**
2. Build interim Life Safety and Temporary Scaffolding walls, doors and ceilings and ensure complete isolation of work area – See Option #2 below as coordinated with COR.
3. Provide temporary lighting in work area and tunnels as required per phase configuration.
4. Provide temporary directional and construction signs.
5. Determine and coordinate with COR areas for Decontamination Facility.
6. Determine discharge points for venting of the NPE units. If unable to discharge outside coordinate with COR a plan for optional discharging of the NPE exhaust.
7. Identify areas of existing ductwork, piping and other components, as applicable, where ACM insulation will be stripped. If ductwork, piping or other components will need to be removed in entirety coordinate with COR to accommodate temporary operation during abatement.
8. Make operational the Decontamination Facility and NPE work area including temporary HVAC ducting and necessary utility lines, as applicable.
9. Remove all non-ACM existing lights, HVAC diffusers, low voltage items, and all associated components as required in tunnel and work area for VA storage and subsequent reinstallation. Remove existing doors and hardware. Prep HM frames for refinishing. See plans for more info.
10. Remove existing wall mounted handrail/guardrail, light switches, outlets, Fire Protection devices, low voltage components and any surface mounted items. Note: GC to provide temporary Fire Protection devices and/or a “fire watch”.
11. Remove asbestos-contaminated existing ceilings and associated components from work area to be disposed of as ACM.
12. After confirmation of satisfactory operational status of HVAC and utility service, remove ACM insulation from existing ductwork and piping, etc., or removal of components, as applicable.
13. Remove existing flooring. Note: the existing flooring/mastic contains hazardous material. See Hazardous Materials plans specs and narratives.
14. Remove existing GWBS making sure that the integrity of the NPE shall be maintained. Note: the existing GWBS contains hazardous material.
15. After operational status and coordination with COR proceed with ACM removals following the procedures for ACM removals as previously delineated. This will include the Duct and piping insulation, fireproofing, GWBS, flooring, etc., as delineated and applicable.
16. After the completion of ACM removals and satisfactory clearances are achieved, remove NPE Life Safety and Temporary Scaffolding walls, doors and ceilings as applicable as Tunnel Option #2 is utilized.
17. Simultaneously, in the now “cleared” and turned-over/accepted previous work areas, the GC shall prep the recessed back boxes, conduit and required backing plates.
18. Similarly, the GC shall repair patch and skim coat the existing walls to a level 5 finish.

19. Refinish and paint HM doors and install new doors and hardware.
20. Install wall protection handrail/guardrail. light switches, outlets, Fire Protection devices, low voltage components and any wall mounted items.
21. Install new ceilings and associated components. This shall include lights, HV AC diffusers, low voltage items and all misc. components.
22. Remove and install all new elements and finishes on opposite wall per the notes above.
23. Remove temporary barriers and install floor and base.

PHASING AND MATERIALS MATRIX – TABLE No. 1

MATERIAL							
PHASE	FIREPROOFING	FLOORING	MISC MASTICS	DUCTS	PIPES	GWBS	Tunnel Type
1	X	X	X	X	X		#1
2	X	X		X	X	X	
3	X	X		X	X	X	
4	X	X	X	X	X	X	
5	X	X	X	X	X	X	
6	X	X	X	X	X		#1
7	X	X	X	X	X	X	
8	X	X	X	X	X		
9		X		X	X	X	
DWG	AB4	AB5	AB7	AB6	AB6	AB8	

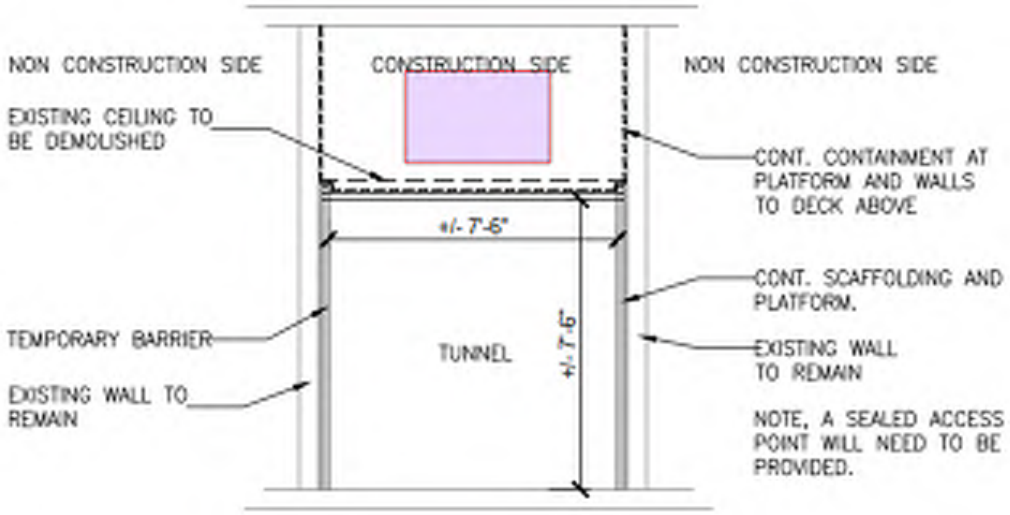

02 CONSTRUCTION TUNNEL & BARRICADES
NTS

10-26-22

HALF-HALL TUNNELING - SEQUENCE OF WORK PER PHASE (Dwg #AS.200)

1. Identify if surgical removals of GWBS and/or above-ceiling penetrations are required prior to building of the NPE Life Safety and Temporary walls, doors and ceilings and coordinated with COTR before construction of such.
2. Build interim Life Safety and Temporary walls, doors and ceilings and ensure complete isolation of work area – See Option #1 below as coordinated with COTR.
3. Provide temporary lighting in work area and tunnels as required per phase configuration.
4. Provide temporary directional and construction signs.
5. Determine and coordinate with COTR areas for Decontamination Facility.
6. Determine discharge points for venting of the NPE units. If unable to discharge outside coordinate with COTR a plan for optional discharging of the NPE exhaust.
7. Identify areas of existing ductwork, piping and other components, as applicable, where ACM insulation will be stripped. If ductwork, piping or other components will need to be removed in entirety coordinate with COTR to accommodate temporary operation during abatement.
8. Make operational the Decontamination Facility and NPE work area including temporary HVAC ducting and necessary utility lines, as applicable.
9. Remove all non-ACM existing lights, HVAC diffusers, low voltage items, and all associated components as required in tunnel and work area for VA storage and subsequent reinstallation. Remove existing doors and hardware. Prep HM frames for refinishing. See plans for more info.
10. Remove existing wall mounted handrail/guardrail, light switches, outlets, Fire Protection devices, low voltage components and any surface mounted items. Note: GC to provide temporary Fire Protection devices and/or a “fire watch”.
11. Remove asbestos-contaminated existing ceilings and associated components from work area to be disposed of as ACM.
12. After confirmation of satisfactory operational status of HVAC and utility service, remove ACM insulation from existing ductwork and piping, etc., or removal of components, as applicable.
13. Remove existing flooring. Note: the existing flooring/mastic contains hazardous material. See Hazardous Materials plans specs and narratives.
14. Remove existing GWBS making sure that the integrity of the NPE shall be maintained. Note: the existing GWBS contains hazardous material.
15. After completion of ACM removals and satisfactory clearances are achieved remove and reinstall NPE Life Safety and Temporary walls, doors and ceilings on opposite side of the corridor, as applicable if Tunnel Option #1 is Utilized. Repeat procedures for ACM preparations as delineated previously.
16. After operational status and coordination with COTR proceed with ACM removals following the procedures for ACM removals as previously delineated. This will include the Duct and piping insulation, fireproofing, GWBS, flooring, etc., as delineated and applicable.
17. After the completion of ACM removals and satisfactory clearances are achieved in the second (opposite side of hall work area) remove NPE Life Safety and Temporary walls, doors and ceilings on opposite side of the corridor, as applicable if Tunnel Option #1 is utilized.
18. Simultaneously, in the now “cleared” and turned-over/accepted previous work areas, the GC shall prep the recessed back boxes, conduit and required backing plates.
19. Similarly, the GC shall repair patch and skim coat the existing walls to a level 5 finish.
20. Refinish and paint HM doors and install new doors and hardware.

21. Install wall protection handrail/guardrail. light switches, outlets, Fire Protection devices, low voltage components and any wall mounted items.
22. Install new ceilings and associated components. This shall include lights, HV AC diffusers, low voltage items and all misc. components.
23. Remove and install all new elements and finishes on opposite wall per the notes above.
24. Remove temporary barriers and install floor and base.

PHASING AND MATERIALS MATRIX – TABLE No. 1

MATERIAL							
PHASE	FIREPROOFING	FLOORING	MISC MASTICS	DUCTS	PIPES	GWBS	Tunnel Type
1	X	X	X	X	X		#1
2	X	X		X	X	X	
3	X	X		X	X	X	
4	X	X	X	X	X	X	
5	X	X	X	X	X	X	
6	X	X	X	X	X		#1
7	X	X	X	X	X	X	
8	X	X	X	X	X		
9		X		X	X	X	
DWG	AB4	AB5	AB7	AB6	AB6	AB8	

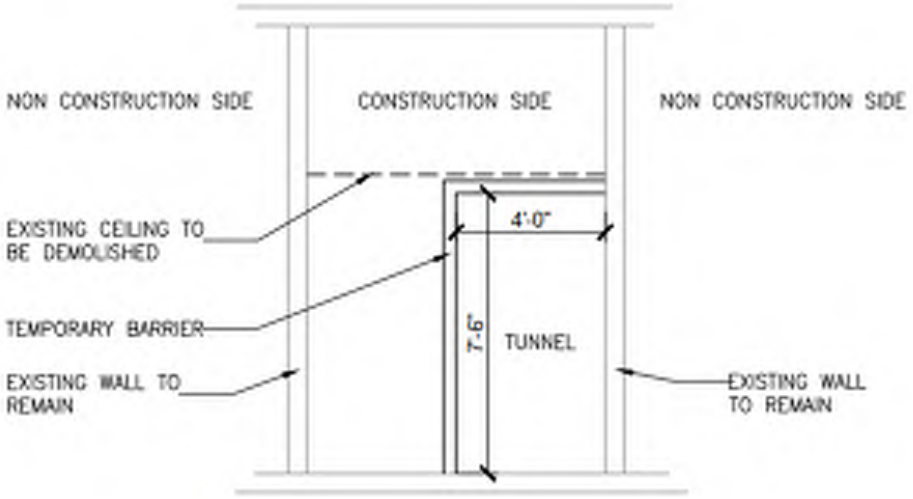

01 CONSTRUCTION TUNNEL & BARRICADES
NTS