SYMBOL	DESCRIPTION
-	GRID LINES
X / XX	SECTION OR DETAIL CUT
	SHEET NUMBER
X / XX	ELEVATION CUT
	SHEET NUMBER
XXX'-XX"	ELEVATION CALLOUT
X	DRAWING REVISION NUMBER
	CURRENT REVISION CLOUD
	STEP
	SLOPE

SYMBOL	DESCRIPTION
SOGXXA	SLAB TYPE
	SLAB THICKNESS
	TYPE
XXX'-XX"	T/SLAB
F1	FTG MARK (SF = **S**TRIP **F**TG)
XX'-X"	T/FTG EL
CXX	**C**OLUMN SIZE OR MARK
BP-X	**B**ASE **P**LATE TYPE
YW1	WALLS, Y = (**F**)ND, (**C**)IP CONC, (**P**)RECAST, (**M**)AS, (**R**)ETAINING, CIP CONC (**S**)HEARWALL
	BRACING ABOVE LEVEL
	BRACING BELOW LEVEL
2VLIX.XXA	DECK TYPE
	ABOVE DECK CONCRETE THICKNESS
	TYPE
XXX'-XX"	DECK SPAN DIRECTION
	T/SLAB AT SLAB-ON-DECK

SYMBOL	DESCRIPTION
C1	CONCRETE **C**OLUMN
B1	CONCRETE **B**EAM
J1	CONCRETE JOIST
OWS	**O**NE-**W**AY CONCRETE **S**LAB
TWS	**T**WO-**W**AY CONCRETE **S**LAB
OWSXXA	SLAB TYPE
	SLAB THICKNESS
XXX'-XX"	TYPE
	SPAN DIRECTION (IF ONE-WAY)
	T/SLAB

/	Per
@	At
ACI	American Concrete Institute
ADDNL	Additional
AFF	Above Finish Floor
ALT	Alternate
APPROX	Approximate
ARCH	Architect or Architectural
B/ or BO	Bottom of
BAL	Balance
BD	Board
BF	Braced Frame
BLDG	Building
BM	Beam
BOS	Bottom of Steel
BOT or B	Bottom
BRG	Bearing
BTWN	Between
CC	Center to Center
CIP	Cast-In-Place
CJ	Control Joint
CL	Centerline
CLR	Clear
CMU	Concrete Masonry Unit
COL	Column
CONC	Concrete
CONN	Connection
CONST	Construction
CONT	Continue or Continuous
CONTR	Contractor
COORD	Coordinate
CSJ	Construction Joint
CTR(D)	Center(ed)
DIAG	Diagonal
DIM	Dimension
DN	Down
DP	Drilled Pier or Deep
DTL(s)	Detail(s)
DWG(s)	Drawing(s)
DWL(s)	Dowels(s)
E-W	East-West
EA	Each
EL	Elevation
ELEV	Elevator
EMBED	Embedded
EQ	Equal
EQ SP	Equally Spaced

EQUIP	Equipment
ES	Each Side
EW	Each Way
EXP	Expansion
EXT	Exterior
FD	Footing Dowel
FF	Finished Floor
FIN	Finish(ed)
FLG	Flange
FLR	Floor
FND	Foundation
FO	Face of
FRAM	Framing
FT	Foot or Feet
FTG	Footing
FV	Field Verify
GALV	Galvanized
GR	Grade or Grind
GR BM	Grade Beam
HAS or HDAS	Headed Anchor Stud
HDG	Hot Dipped Galvanized
HORIZ	Horizontal
HT	Height
HVAC	Heating-Ventilating and A/C
I.F.	Inside Face
IN	Inch
INT	Interior
JST	Joist
JT	Joint
L	Length or Live Load
LB(S)	Pound(s)
LDH	Hook Development Length
LG	Length
LL	Live Load
LLH	Long Leg Horizontal
LLV	Long Leg Vertical
LOC(s)	Location(s) or Locate
LONG	Longitudinal
LTE	Tension Embedment
LTS	Tension Lap Splice Length
LWC	Light Weight Concrete
MACH	Machine
MACH RM	Machine Room
MAS	Masonry
MATL	Material

MAX	Maximum
MECH	Mechanical
MEP	Mech/Elect/Plumb
MIN	Minimum
MISC	Miscellaneous
MNFR	Manufacturer
MO	Masonry Opening
MTL	Metal
N	North
N-S	North-South
NIC	Not in Contract
NO OR #	Number
NOM	Nominal
NS	Non-Shrink or Near Side
NTS	Not to Scale
NWC	Normal Weight Concrete
O.F.	Outside Face
OAE	Or Approved Equivalent
OC	On Center
OD	Outside Diameter
OH	Opposite Hand
OPNG	Opening
OPP	Opposite
OVS	Oversized
OWS	One-Way Slab
PD	Pier Dowel
PEN	Penetration
PERP	Perpendicular
PL	Plate (Steel)
PLF	Pounds Per Lineal Foot
PREFAB	Prefabricated
PRELIM	Preliminary
PSF	Pounds Per Square Foot
PSI	Pounds Per Square Inch
PSL	Parallel Strand Lumber
PT	Point or Post-Tension or Pretensioned
QTY	Quantity
R	Radius or Rain Load
RAD	Radius
RC	Reinforced Concrete
RE: or REF	Refer to (Reference)
REINF	Reinforce(ing)(d)(ment)
REQD	Required
REQT(s)	Requirement(s)
S	South
SCHED	Schedule
SECT	Section

SIM	Similar
SL	Snow Load
SLV	Short Leg Vertical
SOG	Slab on Grade
SP	Space(s)
SP @	Space at
SPECS	Specifications
SPRT	Support
SS	Stainless Steel
SSL	Short-Slotted
STD	Standard
STIFF	Stiffener
STL	Steel
STR	Structural
SYM	Symmetrical
T	Top or Thermal Load
T&B	Top and Bottom
T/ or T.O.	Top of
THK	Thick or Thickness
TL	Total Load
TOC	Top of Concrete
TOF	Top of Footing
TOM	Top of Masonry
TOP	Topping
TOS	Top of Steel
TOW	Top of Wall
TRANS	Transverse
TWS	Two-Way Slab
TYP	Typical
ULT	Ultimate
UNO	Unless Noted Otherwise
VERT	Vertical
VIF	Verify in Field
W	Wind Load
W/	With
W/O	Without
WD	Width or Wood
WF	Wide Flange
WP	Working Point or Waterproofing
WPS	Welding Procedure Specification
WT	Weight
WWR	Welded Wire Reinforcing
WxH	Width x Height

NIST
National Institute of Standards and Technology
U.S. Department of Commerce

MAXSON ENGINEERING
maxsonengineering.com
303-933-2700
Project # 21044

MARTIN/MARTIN CONSULTING ENGINEERS
303.431.6100
martinmartin.com

DESIGN TEAM

MECHANICAL/ELECTRICAL
MAXSON ENGINEERING
8307 SHAFFER PARKWAY, SUITE 200
LITTLETON, CO 80127
303-933-2700

ARCHITECT
G2 DESIGN
10920 W. ALAMEDA AVE., SUITE 100
LAKEWOOD, CO 80215
720-502-4156

STRUCTURAL
MARTIN/MARTIN, INC.
12499 W. COLFAX AVE.
LAKEWOOD, CO 80215
303-431-6100

BUILDING 2 - AS-BUILT DRAWINGS

325 BROADWAY
BOULDER, CO 80305

REVISION HISTORY	DATE
30% As-Built Drawings	11/03/2023
60% As-Built Drawings	12/08/2023
95% As-Built Drawings	01/16/2024
100% As-Built Drawings	02/02/2024

DESIGNED BY: JC/MM
PROJECT MANAGER: DG
CHECKED BY: RD

LEGEND AND SYMBOLS

S-000

© COPYRIGHT 2022 MAXSON ENGINEERING

MM JOB # 23.1295.S.01
PRINCIPAL: MIKE GOLDSTEIN
EOR: Enter EOR's Name Here
PROJECT MANAGER: DIANA GALOFARO

DESIGNER: Enter Designer's Name Here
LEAD REVIT TECH: MIKE MATA
DATE PRINTED: 1/31/2024 6:27:25 PM
FILE PATH: Autodesk Docs://NIST B2 AS-BUILT_R2023/1295.S.01 NIST B2 AS-BUILT_S23.rvt

THE ORIGINAL OF THIS DRAWING IS 30" X 42". IF THIS COPY IS ANY OTHER SIZE, IT HAS EITHER BEEN REDUCED OR ENLARGED.

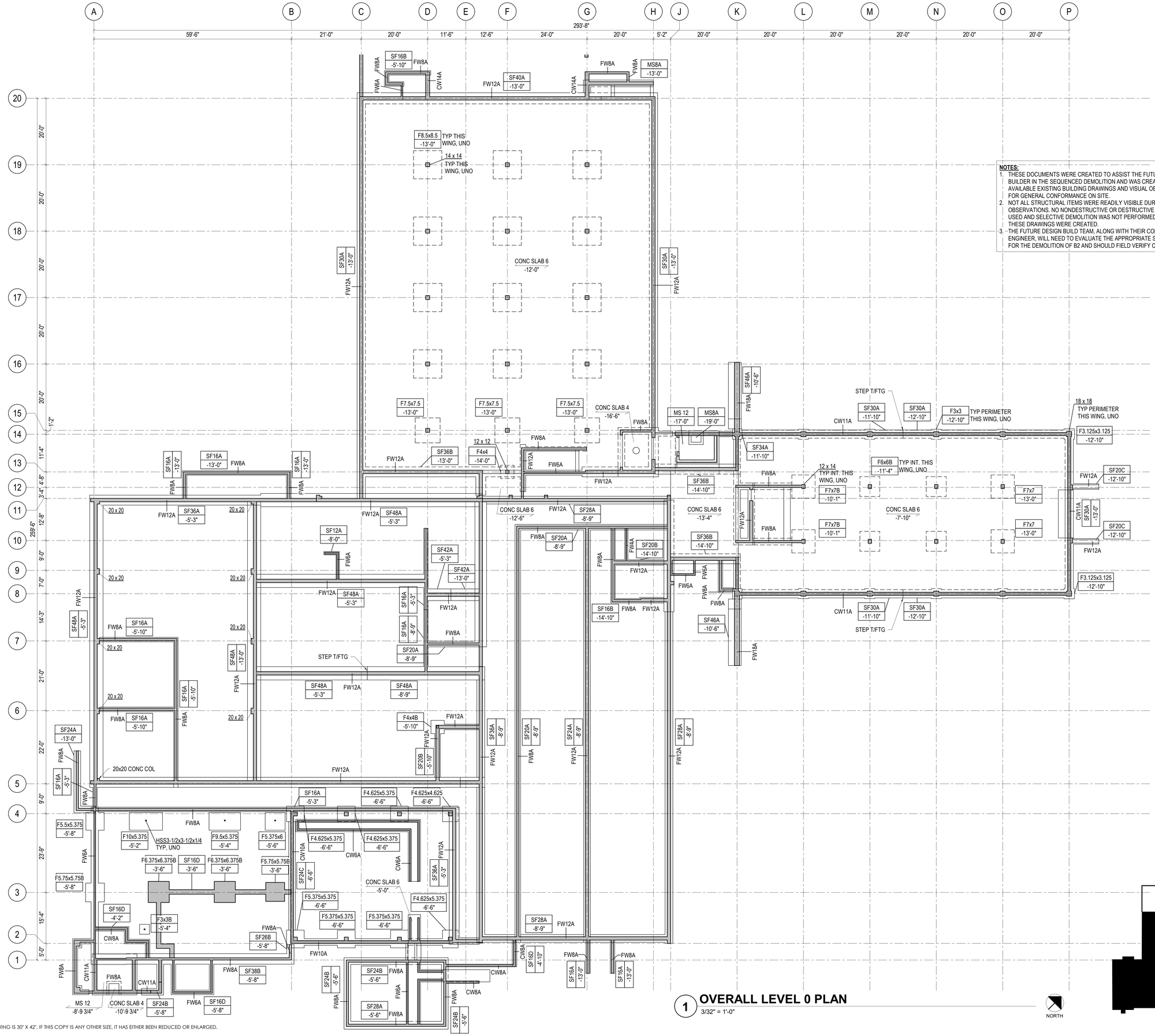

NOTES:

1. THESE DOCUMENTS WERE CREATED TO ASSIST THE FUTURE DESIGN BUILDER IN THE SEQUENCED DEMOLITION AND WAS CREATED WITH AVAILABLE EXISTING BUILDING DRAWINGS AND VISUAL OBSERVATIONS FOR GENERAL CONFORMANCE ON SITE.
2. NOT ALL STRUCTURAL ITEMS WERE READILY VISIBLE DURING ONSITE OBSERVATIONS. NO NONDESTRUCTIVE OR DESTRUCTIVE TESTING WAS USED AND SELECTIVE DEMOLITION WAS NOT PERFORMED AT THE TIME THESE DRAWINGS WERE CREATED.
3. THE FUTURE DESIGN BUILD TEAM, ALONG WITH THEIR CONSTRUCTION ENGINEER, WILL NEED TO EVALUATE THE APPROPRIATE SEQUENCE FOR THE DEMOLITION OF B2 AND SHOULD FIELD VERIFY CONDITIONS.

1 OVERALL LEVEL 0 PLAN

3/32" = 1'-0"

THE ORIGINAL OF THIS DRAWING IS 30" X 42". IF THIS COPY IS ANY OTHER SIZE, IT HAS EITHER BEEN REDUCED OR ENLARGED.

DESIGNERS: Enter Designer's Name Here
LEAD REVIT TECH: MIKE MATA
DATE PRINTED: 1/31/2024 6:27:28 PM
FILE PATH: Autodesk Docs://NIST B2 AS-BUILT_F02/23.1295.S.01-NIST B2 AS-BUILT_S22.rvt

MM JOB # 23.1295.S.01
PRINCIPAL: MIKE GOLDSTEIN
EOR: Enter EOR's Name Here
PROJECT MANAGER: DANIA GALOFARO

NIST National Institute of Standards and Technology U.S. Department of Commerce

MAXSON ENGINEERING
maxsonengineering.com
303-933-2700
Project # 21044

MARTIN/MARTIN CONSULTING ENGINEERS
303.431.6100 martinmartin.com

DESIGN TEAM

MECHANICAL/ELECTRICAL
MAXSON ENGINEERING
8307 SHAFFER PARKWAY, SUITE 200
LITTLETON, CO 80127
303-933-2700

ARCHITECT
G2 DESIGN
10920 W. ALAMEDA AVE., SUITE 100
LAKEWOOD, CO 80215
720-502-4156

STRUCTURAL
MARTIN/MARTIN, INC.
12499 W. COLFAX AVE.
LAKEWOOD, CO 80215
303-431-6100

BUILDING 2 - AS-BUILT DRAWINGS

325 BROADWAY
BOULDER, CO 80305

REVISION HISTORY	DATE
30% As-Built Drawings	11/03/2023
60% As-Built Drawings	12/08/2023
95% As-Built Drawings	01/16/2024
100% As-Built Drawings	02/02/2024

DESIGNED BY: JC/MM
PROJECT MANAGER: DG
CHECKED BY: RD

OVERALL FLOOR PLAN - LEVEL 0

© COPYRIGHT 2022 MAXSON ENGINEERING

S-100

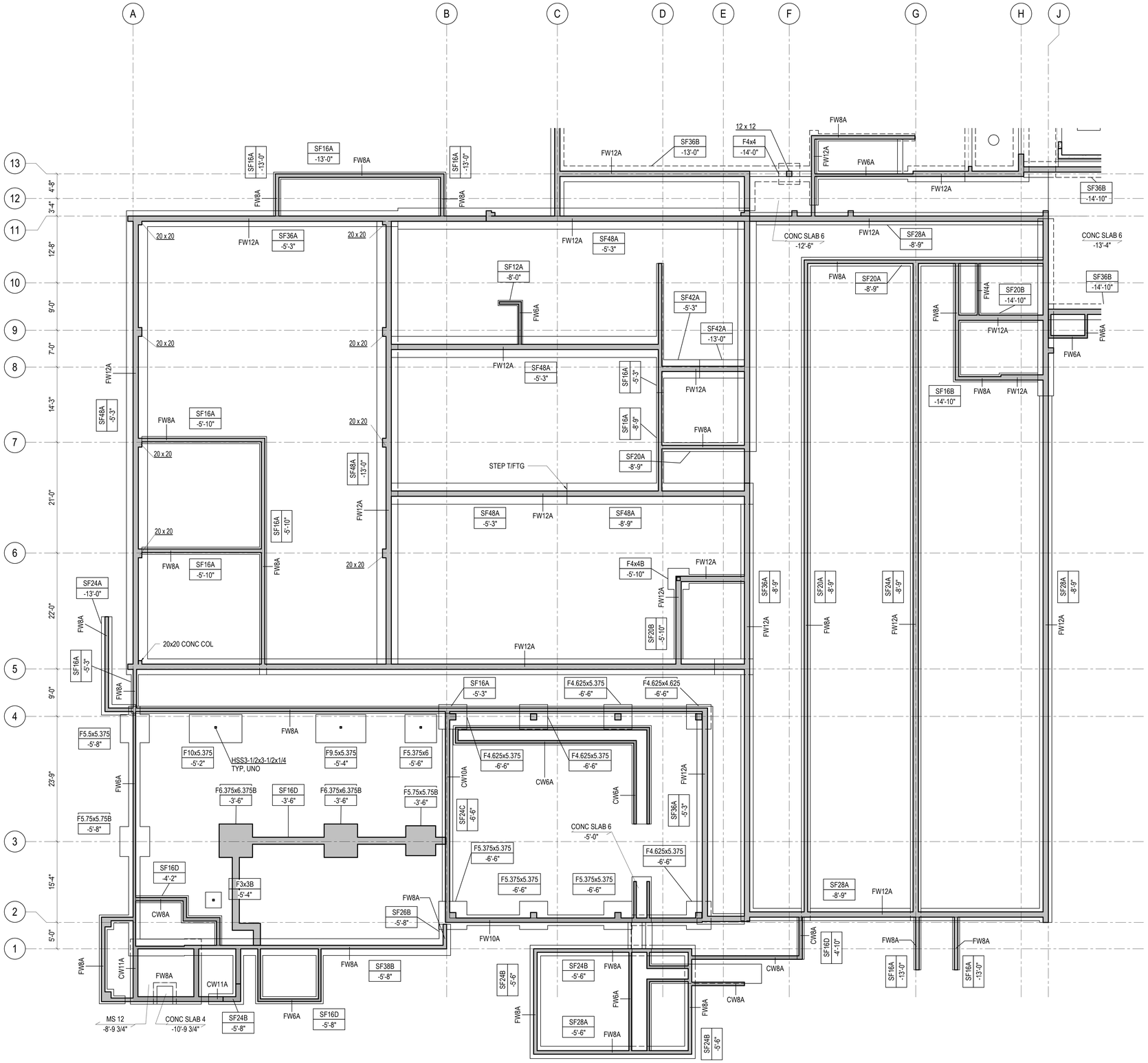

1 ENLARGED FLOOR PLAN-LEVEL 0-AREA A

1/8" = 1'-0"

NORTH

NOTES:

1. THESE DOCUMENTS WERE CREATED TO ASSIST THE FUTURE DESIGN BUILDER IN THE SEQUENCED DEMOLITION AND WAS CREATED WITH AVAILABLE EXISTING BUILDING DRAWINGS AND VISUAL OBSERVATIONS FOR GENERAL CONFORMANCE ON SITE.
2. NOT ALL STRUCTURAL ITEMS WERE READILY VISIBLE DURING ONSITE OBSERVATIONS. NO NONDESTRUCTIVE OR DESTRUCTIVE TESTING WAS USED AND SELECTIVE DEMOLITION WAS NOT PERFORMED AT THE TIME THESE DRAWINGS WERE CREATED.
3. THE FUTURE DESIGN BUILD TEAM, ALONG WITH THEIR CONSTRUCTION ENGINEER, WILL NEED TO EVALUATE THE APPROPRIATE SEQUENCE FOR THE DEMOLITION OF B2 AND SHOULD FIELD VERIFY CONDITIONS.

NIST
National Institute of Standards and Technology
U.S. Department of Commerce

MAXSON ENGINEERING
maxsonengineering.com
303-933-2700
Project # 21044

MARTIN/MARTIN CONSULTING ENGINEERS
303.431.6100
martinmartin.com

DESIGN TEAM

MECHANICAL/ELECTRICAL
MAXSON ENGINEERING
8307 SHAFFER PARKWAY, SUITE 200
LITTLETON, CO 80127
303-933-2700

ARCHITECT
G2 DESIGN
10920 W. ALAMEDA AVE., SUITE 100
LAKEWOOD, CO 80215
720-502-4156

STRUCTURAL
MARTIN/MARTIN, INC.
12499 W. COLFAX AVE.
LAKEWOOD, CO 80215
303-431-6100

BUILDING 2 - AS-BUILT DRAWINGS

325 BROADWAY
BOULDER, CO 80305

REVISION HISTORY	DATE
30% As-Built Drawings	11/03/2023
60% As-Built Drawings	12/08/2023
95% As-Built Drawings	01/16/2024
100% As-Built Drawings	02/02/2024

DESIGNED BY: JC/MM
PROJECT MANAGER: DG
CHECKED BY: RD

ENLARGED FLOOR PLAN - LEVEL 0 - AREA A

S-100A

© COPYRIGHT 2022, MAXSON ENGINEERING

DESIGNERS: Enter Designer's Name Here
LEAD REVIT TECH:MIKE MATA
DATE PRINTED: 1/31/2024 6:27:30 PM
FILE PATH: Autodesk Docs://NIST B2-AS-BUILT_R22/23.1295.S.01-NIST B2-AS-BUILT_S22.rvt

MM JOB # 23.1295.S.01
PRINCIPAL:MIKE GOLDSTEIN
EOR:Enter EOR's Name Here
PROJECT MANAGER: DIANA GALOPARO

THE ORIGINAL OF THIS DRAWING IS 30" X 42". IF THIS COPY IS ANY OTHER SIZE, IT HAS EITHER BEEN REDUCED OR ENLARGED.

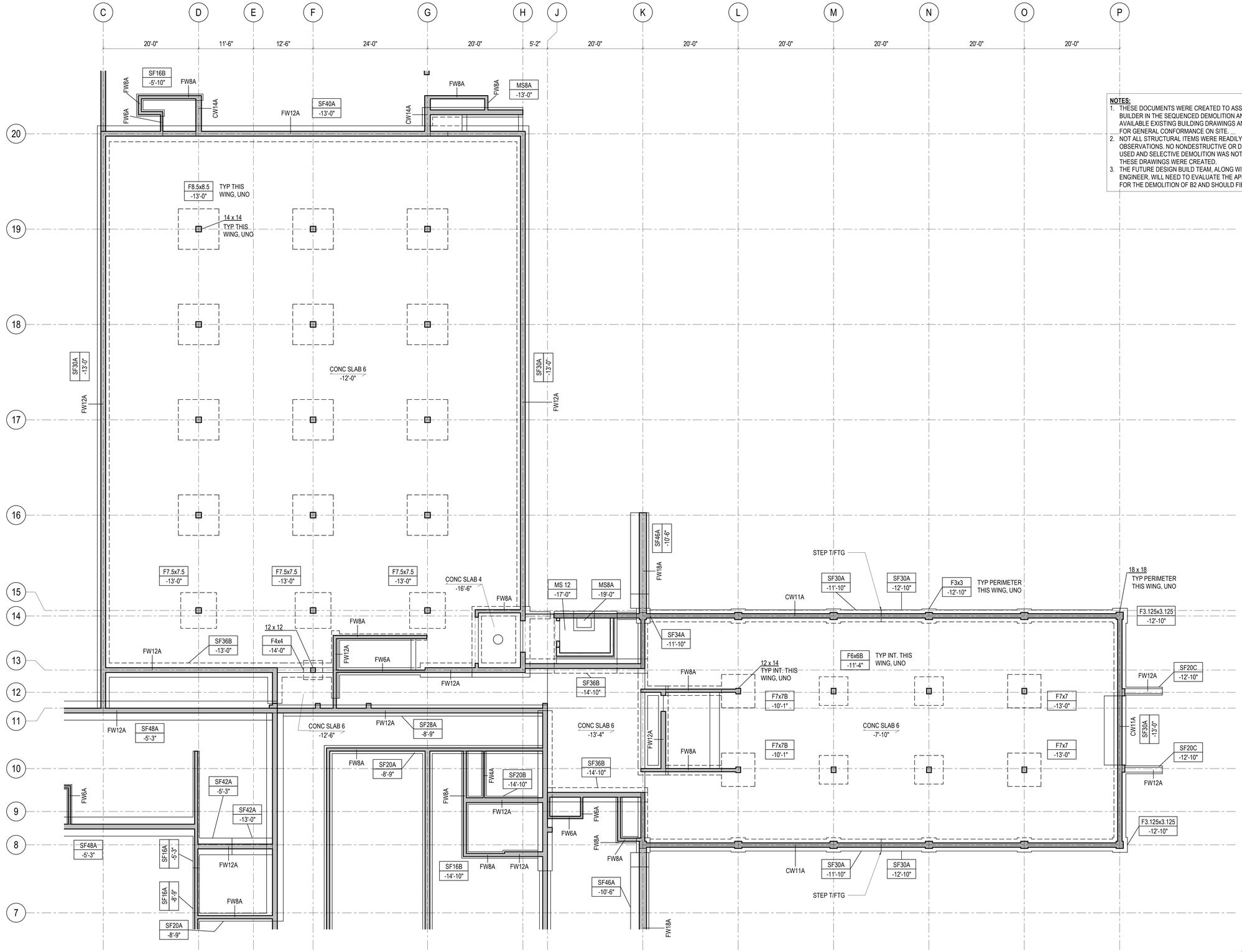

NOTES:

1. THESE DOCUMENTS WERE CREATED TO ASSIST THE FUTURE DESIGN BUILDER IN THE SEQUENCED DEMOLITION AND WAS CREATED WITH AVAILABLE EXISTING BUILDING DRAWINGS AND VISUAL OBSERVATIONS FOR GENERAL CONFORMANCE ON SITE.
2. NOT ALL STRUCTURAL ITEMS WERE READILY VISIBLE DURING ONSITE OBSERVATIONS. NO NONDESTRUCTIVE OR DESTRUCTIVE TESTING WAS USED AND SELECTIVE DEMOLITION WAS NOT PERFORMED AT THE TIME THESE DRAWINGS WERE CREATED.
3. THE FUTURE DESIGN BUILD TEAM, ALONG WITH THEIR CONSTRUCTION ENGINEER, WILL NEED TO EVALUATE THE APPROPRIATE SEQUENCE FOR THE DEMOLITION OF B2 AND SHOULD FIELD VERIFY CONDITIONS.

1 ENLARGED FLOOR PLAN-LEVEL 0-AREA B

1/8" = 1'-0"

NORTH

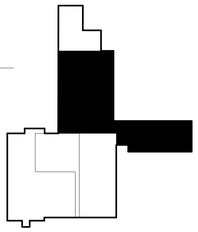

NIST
National Institute of Standards and Technology
U.S. Department of Commerce

MAXSON ENGINEERING
maxsonengineering.com
303-933-2700
Project # 21044

MARTIN/MARTIN CONSULTING ENGINEERS
303.431.6100 martinmartin.com

DESIGN TEAM

MECHANICAL/ELECTRICAL
MAXSON ENGINEERING
8307 SHAFFER PARKWAY, SUITE 200
LITTLETON, CO 80127
303-933-2700

ARCHITECT
G2 DESIGN
10920 W. ALAMEDA AVE., SUITE 100
LAKEWOOD, CO 80215
720-502-4156

STRUCTURAL
MARTIN/MARTIN, INC.
12499 W. COLFAX AVE.
LAKEWOOD, CO 80215
303-431-6100

BUILDING 2 - AS-BUILT DRAWINGS

325 BROADWAY
BOULDER, CO 80305

REVISION HISTORY	DATE
30% As-Built Drawings	11/03/2023
60% As-Built Drawings	12/08/2023
95% As-Built Drawings	01/16/2024
100% As-Built Drawings	02/02/2024

DESIGNED BY: JC/MM
PROJECT MANAGER: DG
CHECKED BY: RD

ENLARGED FLOOR PLAN - LEVEL 0 - AREA B

S-100B

© COPYRIGHT 2022 MAXSON ENGINEERING

DESIGNERS: Enter Designers Name Here
LEAD REVIT TECH:MIKE MATA
DATE PRINTED:1/31/2024 6:27:31 PM
FILE PATH: Autodesk Docs://NIST B2 AS-BUILT_R22023.1295.S.01-NIST B2 AS-BUILT S22.rvt

MM JOB # 23.1295.S.01
PRINCIPAL:MIKE GOLDSTEIN
EOR:Enter EOR's Name Here
PROJECT MANAGER: DIANA GALOFARO

THE ORIGINAL OF THIS DRAWING IS 30" X 42". IF THIS COPY IS ANY OTHER SIZE, IT HAS EITHER BEEN REDUCED OR ENLARGED.

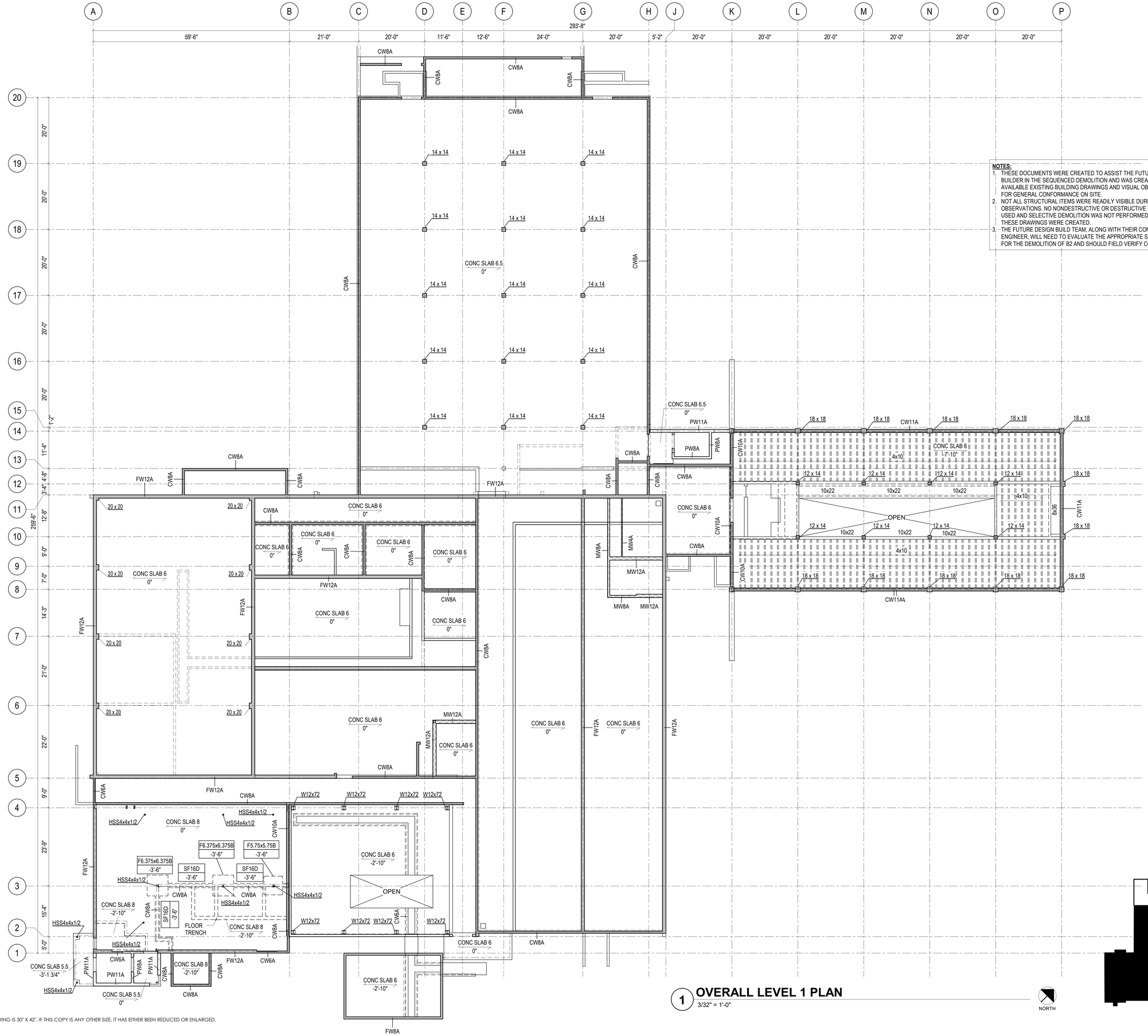

NOTES:

1. THESE DOCUMENTS WERE CREATED TO ASSIST THE FUTURE DESIGN BUILDER IN THE SEQUENCED DEMOLITION AND WAS CREATED WITH AVAILABLE EXISTING BUILDING DRAWINGS AND VISUAL OBSERVATIONS FOR GENERAL CONFORMANCE ON SITE.
2. NOT ALL STRUCTURAL ITEMS WERE READILY VISIBLE DURING ONSITE OBSERVATIONS. NO NONDESTRUCTIVE OR DESTRUCTIVE TESTING WAS USED AND SELECTIVE DEMOLITION WAS NOT PERFORMED AT THE TIME THESE DRAWINGS WERE CREATED.
3. THE FUTURE DESIGN BUILD TEAM, ALONG WITH THEIR CONSTRUCTION ENGINEER, WILL NEED TO EVALUATE THE APPROPRIATE SEQUENCE FOR THE DEMOLITION OF B2 AND SHOULD FIELD VERIFY CONDITIONS.

1 OVERALL LEVEL 1 PLAN

3/32" = 1'-0"

NORTH

THE ORIGINAL OF THIS DRAWING IS 30" X 42". IF THIS COPY IS ANY OTHER SIZE, IT HAS EITHER BEEN REDUCED OR ENLARGED.

DESIGNERS: Enter Designer's Name Here
LEAD REVIT TECH: MIKE MATA
DATE PRINTED: 1/31/2024 6:27:33 PM
FILE PATH: Autodesk Docs:NIST B2 AS-BUILT_F02/23.1295.S.01-NIST B2 AS-BUILT_S22.rvt

MM JOB # 23.1295.S.01
PRINCIPAL: MIKE EDELSTEIN
EOR: Enter EOR's Name Here
PROJECT MANAGER: DANIA GALOFARO

NIST
National Institute of Standards and Technology
U.S. Department of Commerce

MAXSON ENGINEERING
maxsonengineering.com
303-933-2700
Project # 21044

MARTIN/MARTIN CONSULTING ENGINEERS
303.431.6100 martinmartin.com

DESIGN TEAM

MECHANICAL/ELECTRICAL
MAXSON ENGINEERING
8307 SHAFFER PARKWAY, SUITE 200
LITTLETON, CO 80127
303-933-2700

ARCHITECT
G2 DESIGN
10920 W. ALAMEDA AVE., SUITE 100
LAKEWOOD, CO 80215
720-502-4156

STRUCTURAL
MARTIN/MARTIN, INC.
12499 W. COLFAX AVE.
LAKEWOOD, CO 80215
303-431-6100

BUILDING 2 - AS-BUILT DRAWINGS

325 BROADWAY
BOULDER, CO 80305

REVISION HISTORY	DATE
30% As-Built Drawings	11/03/2023
60% As-Built Drawings	12/08/2023
95% As-Built Drawings	01/16/2024
100% As-Built Drawings	02/02/2024

DESIGNED BY: JC/MM
PROJECT MANAGER: DG
CHECKED BY: RD

OVERALL FLOOR PLAN - LEVEL 1

© COPYRIGHT 2022 MAXSON ENGINEERING

S-101

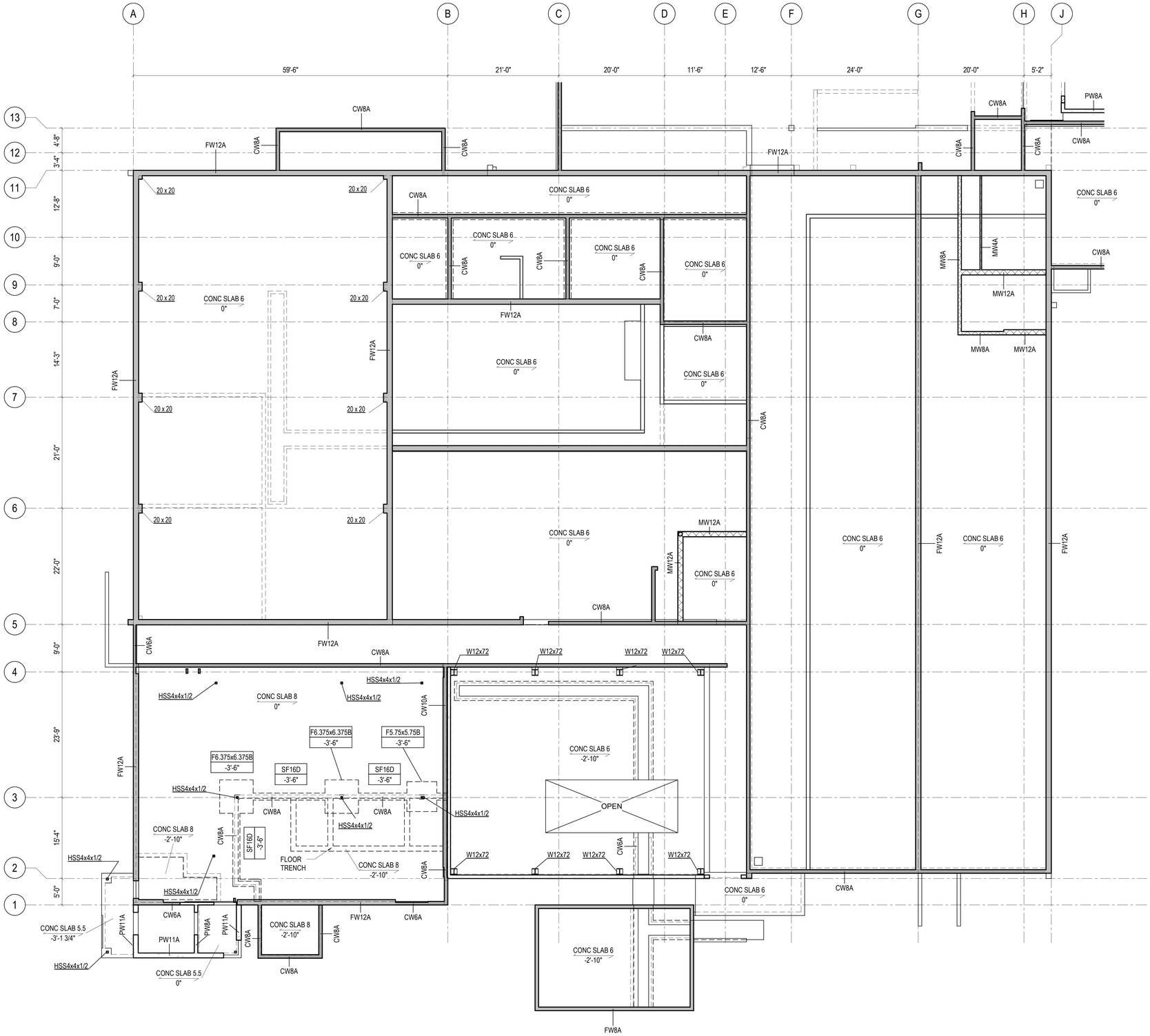

1 OVERALL LEVEL 1 PLAN-AREA A

1/8" = 1'-0"

NORTH

NOTES:

1. THESE DOCUMENTS WERE CREATED TO ASSIST THE FUTURE DESIGN BUILDER IN THE SEQUENCED DEMOLITION AND WAS CREATED WITH AVAILABLE EXISTING BUILDING DRAWINGS AND VISUAL OBSERVATIONS FOR GENERAL CONFORMANCE ON SITE.
2. NOT ALL STRUCTURAL ITEMS WERE READILY VISIBLE DURING ONSITE OBSERVATIONS. NO NONDESTRUCTIVE OR DESTRUCTIVE TESTING WAS USED AND SELECTIVE DEMOLITION WAS NOT PERFORMED AT THE TIME THESE DRAWINGS WERE CREATED.
3. THE FUTURE DESIGN BUILD TEAM, ALONG WITH THEIR CONSTRUCTION ENGINEER, WILL NEED TO EVALUATE THE APPROPRIATE SEQUENCE FOR THE DEMOLITION OF B2 AND SHOULD FIELD VERIFY CONDITIONS.

NIST
National Institute of Standards and Technology
U.S. Department of Commerce

MAXSON ENGINEERING
maxsonengineering.com
303-933-2700
Project # 21044

MARTIN/MARTIN CONSULTING ENGINEERS
303.431.6100
martinmartin.com

DESIGN TEAM

MECHANICAL/ELECTRICAL
MAXSON ENGINEERING
8307 SHAFFER PARKWAY, SUITE 200
LITTLETON, CO 80127
303-933-2700

ARCHITECT
G2 DESIGN
10920 W. ALAMEDA AVE., SUITE 100
LAKEWOOD, CO 80215
720-502-4156

STRUCTURAL
MARTIN/MARTIN, INC.
12499 W. COLFAX AVE.
LAKEWOOD, CO 80215
303-431-6100

BUILDING 2 - AS-BUILT DRAWINGS

325 BROADWAY
BOULDER, CO 80305

REVISION HISTORY	DATE
30% As-Built Drawings	11/03/2023
60% As-Built Drawings	12/08/2023
95% As-Built Drawings	01/16/2024
100% As-Built Drawings	02/02/2024

DESIGNED BY: JC/MM
PROJECT MANAGER: DG
CHECKED BY: RD

ENLARGED FLOOR PLAN - LEVEL 1 - AREA A

© COPYRIGHT 2022 MAXSON ENGINEERING

S-101A

DESIGNERS: Enter Designers Name Here
LEAD REVIT TECH:MIKE MATA
DATE PRINTED:1/31/2024 4:27:34 PM
FILE PATH: Autodesk Docs://NIST B2 AS-BUILT_R22/23.1295.S.01 NIST B2 AS-BUILT_S22.rvt

MM JOB # 23.1295.S.01
PRINCIPAL:MIKE GOLDSTEIN
EOR:Enter EOR's Name Here
PROJECT MANAGER: DANA GALOFARO

THE ORIGINAL OF THIS DRAWING IS 30" X 42". IF THIS COPY IS ANY OTHER SIZE, IT HAS EITHER BEEN REDUCED OR ENLARGED.

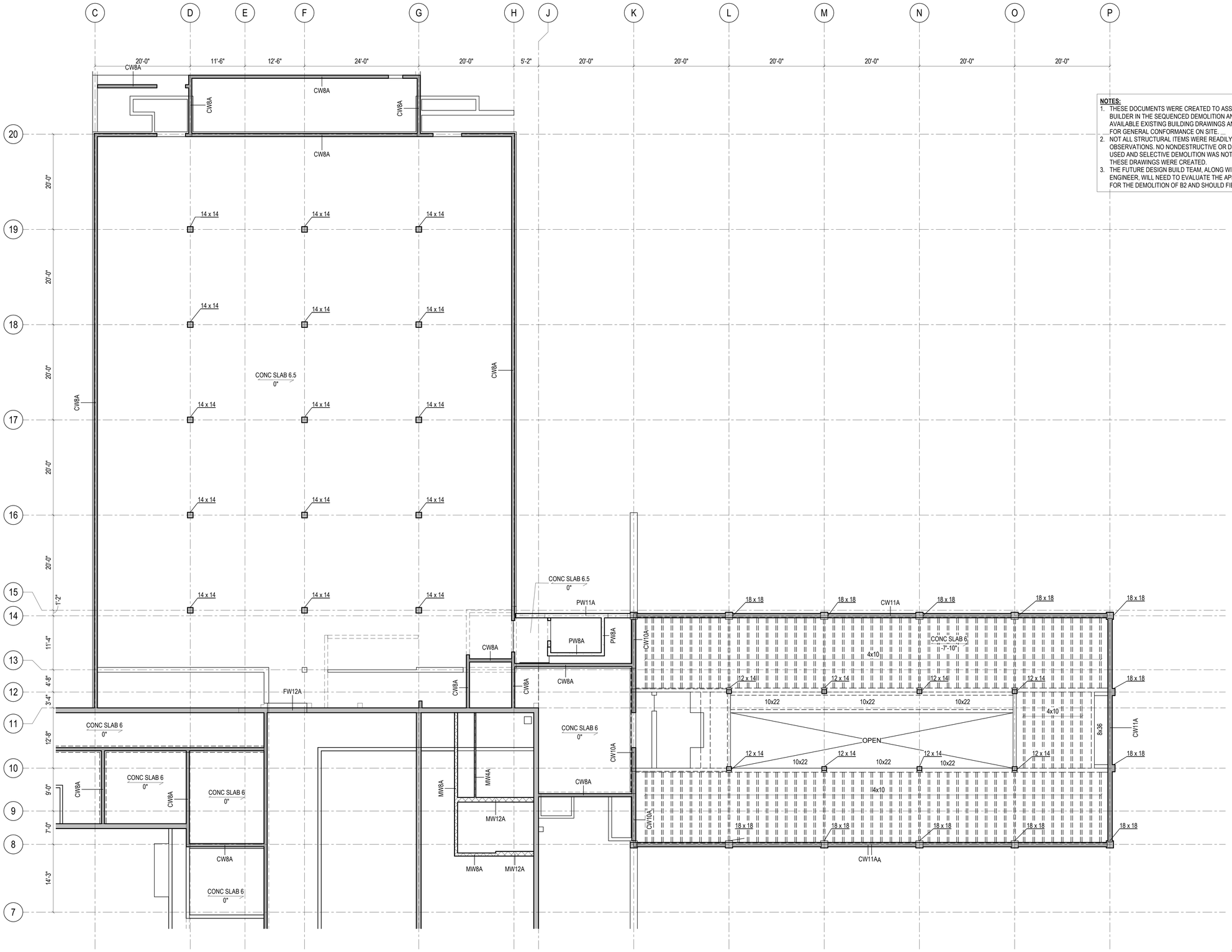

NOTES:

1. THESE DOCUMENTS WERE CREATED TO ASSIST THE FUTURE DESIGN BUILDER IN THE SEQUENCED DEMOLITION AND WAS CREATED WITH AVAILABLE EXISTING BUILDING DRAWINGS AND VISUAL OBSERVATIONS FOR GENERAL CONFORMANCE ON SITE.
2. NOT ALL STRUCTURAL ITEMS WERE READILY VISIBLE DURING ONSITE OBSERVATIONS. NO NONDESTRUCTIVE OR DESTRUCTIVE TESTING WAS USED AND SELECTIVE DEMOLITION WAS NOT PERFORMED AT THE TIME THESE DRAWINGS WERE CREATED.
3. THE FUTURE DESIGN BUILD TEAM, ALONG WITH THEIR CONSTRUCTION ENGINEER, WILL NEED TO EVALUATE THE APPROPRIATE SEQUENCE FOR THE DEMOLITION OF B2 AND SHOULD FIELD VERIFY CONDITIONS.

1 OVERALL LEVEL 1 PLAN-AREA B

1/8" = 1'-0"

NORTH

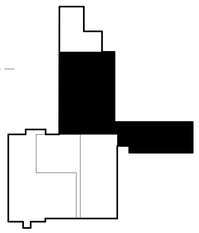

THE ORIGINAL OF THIS DRAWING IS 30" X 42". IF THIS COPY IS ANY OTHER SIZE, IT HAS EITHER BEEN REDUCED OR ENLARGED.

DESIGNERS: Enter Designer's Name Here
LEAD REVIT TECH: MIKE MATA
DATE PRINTED: 1/31/2024 6:27:35 PM
FILE PATH: Autodesk Docs://NIST B2 AS-BUILT_F02023.1295.S.01-NIST B2 AS-BUILT_T522.rvt

MM JOB # 23.1295.S.01
PRINCIPAL: MIKE GOLDSTEIN
EOR: Enter EOR's Name Here
PROJECT MANAGER: DANA CALOPARO

NIST
National Institute of Standards and Technology
U.S. Department of Commerce

MAXSON ENGINEERING
maxsonengineering.com
303-933-2700
Project # 21044

MARTIN/MARTIN CONSULTING ENGINEERS
303.431.6100 martinmartin.com

DESIGN TEAM

MECHANICAL/ELECTRICAL
MAXSON ENGINEERING
8307 SHAFFER PARKWAY, SUITE 200
LITTLETON, CO 80127
303-933-2700

ARCHITECT
G2 DESIGN
10920 W. ALAMEDA AVE., SUITE 100
LAKEWOOD, CO 80215
720-502-4156

STRUCTURAL
MARTIN/MARTIN, INC.
12499 W. COLFAX AVE.
LAKEWOOD, CO 80215
303-431-6100

BUILDING 2 - AS-BUILT DRAWINGS

325 BROADWAY
BOULDER, CO 80305

REVISION HISTORY	DATE
30% As-Built Drawings	11/03/2023
60% As-Built Drawings	12/08/2023
95% As-Built Drawings	01/16/2024
100% As-Built Drawings	02/02/2024

DESIGNED BY: JC/MM
PROJECT MANAGER: DG
CHECKED BY: RD

ENLARGED FLOOR PLAN - LEVEL 1 - AREA B

S-101B

© COPYRIGHT 2022, MAXSON ENGINEERING

NOTES:

1. THESE DOCUMENTS WERE CREATED TO ASSIST THE FUTURE DESIGN BUILDER IN THE SEQUENCED DEMOLITION AND WAS CREATED WITH AVAILABLE EXISTING BUILDING DRAWINGS AND VISUAL OBSERVATIONS FOR GENERAL CONFORMANCE ON SITE.
2. NOT ALL STRUCTURAL ITEMS WERE READILY VISIBLE DURING ONSITE OBSERVATIONS. NO NONDESTRUCTIVE OR DESTRUCTIVE TESTING WAS USED AND SELECTIVE DEMOLITION WAS NOT PERFORMED AT THE TIME THESE DRAWINGS WERE CREATED.
3. THE FUTURE DESIGN BUILD TEAM, ALONG WITH THEIR CONSTRUCTION ENGINEER, WILL NEED TO EVALUATE THE APPROPRIATE SEQUENCE FOR THE DEMOLITION OF B2 AND SHOULD FIELD VERIFY CONDITIONS.

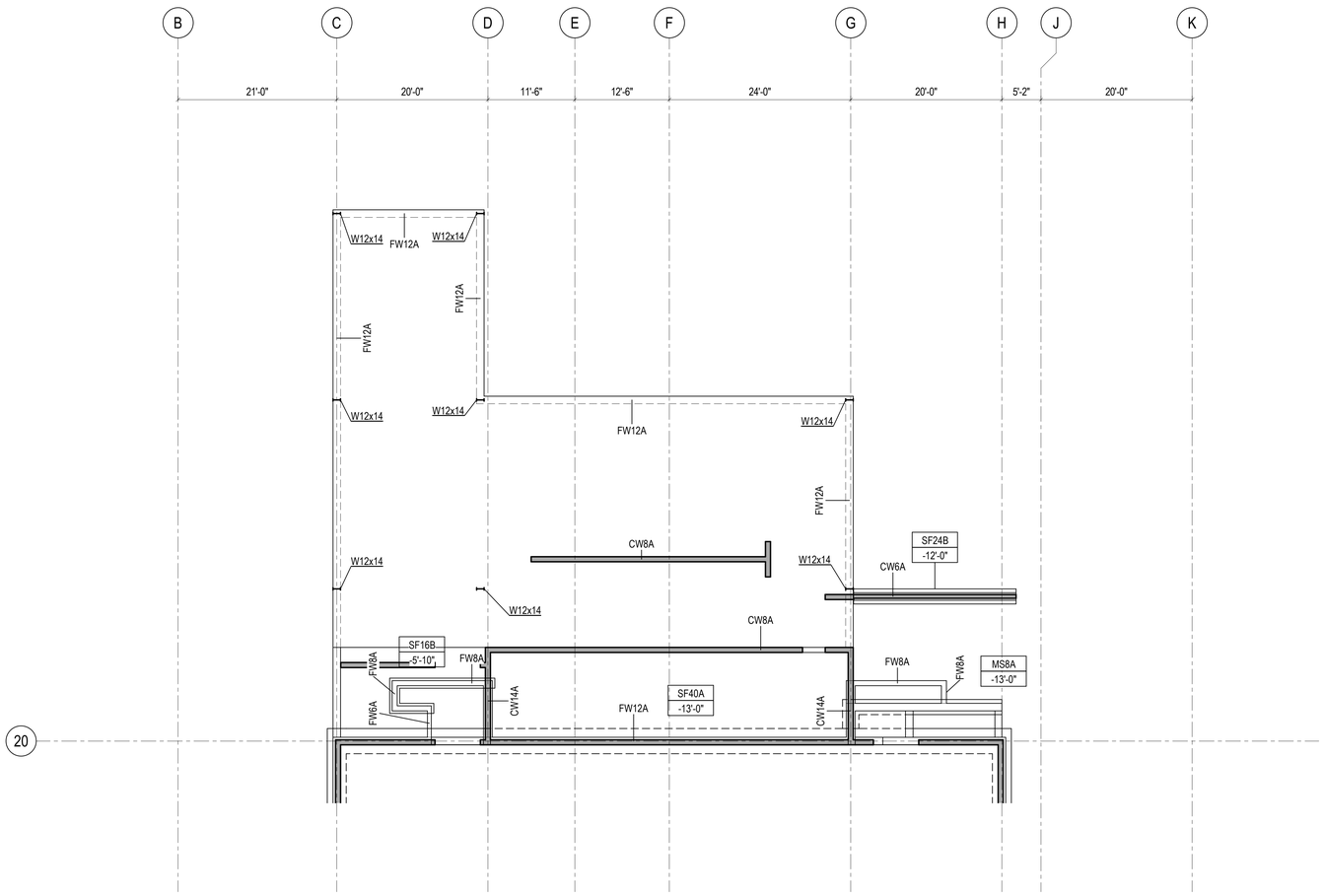

1 ENLARGED CHEMICAL STORAGE LEVEL 1

1/8" = 1'-0"

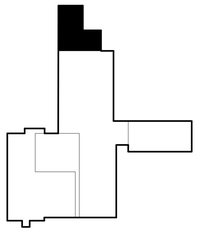

THE ORIGINAL OF THIS DRAWING IS 30" X 42". IF THIS COPY IS ANY OTHER SIZE, IT HAS EITHER BEEN REDUCED OR ENLARGED.

DESIGNER: Enter Designer's Name Here
LEAD REVIT TECH: MIKE MATA
DATE PRINTED: 1/31/2024 6:27:36 PM
FILE PATH: Autodesk Docs:NIST B2 AS-BUILT_R22/23.1295.S.01-NIST B2 AS-BUILT_S22.rvt

MM JOB # 23.1295.S.01
PRINCIPAL: MIKE GOLDSTEIN
EOR Enter EOR's Name Here
PROJECT MANAGER: DIANA GALOFARO

NIST
National Institute of Standards and Technology
U.S. Department of Commerce

MAXSON ENGINEERING
maxsonengineering.com
303-933-2700
Project # 21044

MARTIN/MARTIN CONSULTING ENGINEERS
303.431.6100
martinmartin.com

DESIGN TEAM

MECHANICAL/ELECTRICAL
MAXSON ENGINEERING
8307 SHAFFER PARKWAY, SUITE 200
LITTLETON, CO 80127
303-933-2700

ARCHITECT
G2 DESIGN
10920 W. ALAMEDA AVE., SUITE 100
LAKEWOOD, CO 80215
720-502-4156

STRUCTURAL
MARTIN/MARTIN, INC.
12499 W. COLFAX AVE.
LAKEWOOD, CO 80215
303-431-6100

BUILDING 2 - AS-BUILT DRAWINGS

325 BROADWAY
BOULDER, CO 80305

REVISION HISTORY	DATE
30% As-Built Drawings	11/03/2023
60% As-Built Drawings	12/08/2023
95% As-Built Drawings	01/16/2024
100% As-Built Drawings	02/02/2024

DESIGNED BY: JC/MM
PROJECT MANAGER: DLG
CHECKED BY: RD

ENLARGED CHEMICAL STORAGE AREA - LEVEL 1

© COPYRIGHT 2022 MAXSON ENGINEERING

S-101C

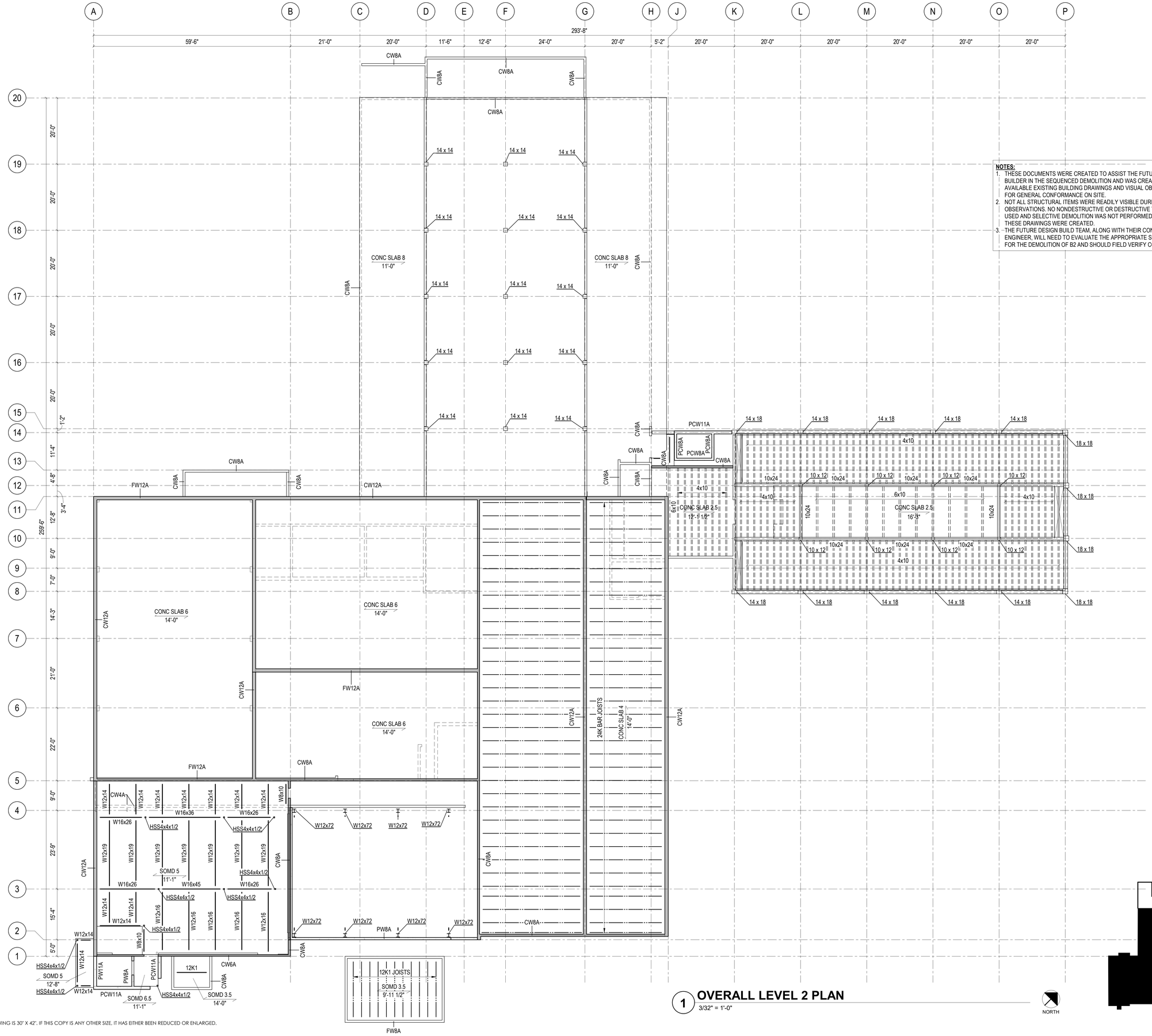

NOTES:

1. THESE DOCUMENTS WERE CREATED TO ASSIST THE FUTURE DESIGN BUILDER IN THE SEQUENCED DEMOLITION AND WAS CREATED WITH AVAILABLE EXISTING BUILDING DRAWINGS AND VISUAL OBSERVATIONS FOR GENERAL CONFORMANCE ON SITE.
2. NOT ALL STRUCTURAL ITEMS WERE READILY VISIBLE DURING ONSITE OBSERVATIONS. NO NONDESTRUCTIVE OR DESTRUCTIVE TESTING WAS USED AND SELECTIVE DEMOLITION WAS NOT PERFORMED AT THE TIME THESE DRAWINGS WERE CREATED.
3. THE FUTURE DESIGN BUILD TEAM, ALONG WITH THEIR CONSTRUCTION ENGINEER, WILL NEED TO EVALUATE THE APPROPRIATE SEQUENCE FOR THE DEMOLITION OF B2 AND SHOULD FIELD VERIFY CONDITIONS.

1 OVERALL LEVEL 2 PLAN

3/32" = 1'-0"

NIST
National Institute of Standards and Technology
U.S. Department of Commerce

MAXSON ENGINEERING
maxsonengineering.com
303-933-2700
Project # 21044

MARTIN/MARTIN CONSULTING ENGINEERS
303.431.6100 martinmartin.com

DESIGN TEAM

MECHANICAL/ELECTRICAL
MAXSON ENGINEERING
8307 SHAFFER PARKWAY, SUITE 200
LITTLETON, CO 80127
303-933-2700

ARCHITECT
G2 DESIGN
10920 W. ALAMEDA AVE., SUITE 100
LAKEWOOD, CO 80215
720-502-4156

STRUCTURAL
MARTIN/MARTIN, INC.
12499 W. COLFAX AVE.
LAKEWOOD, CO 80215
303-431-6100

BUILDING 2 - AS-BUILT DRAWINGS

325 BROADWAY
BOULDER, CO 80305

REVISION HISTORY	DATE
30% As-Built Drawings	11/03/2023
60% As-Built Drawings	12/08/2023
95% As-Built Drawings	01/16/2024
100% As-Built Drawings	02/02/2024

DESIGNED BY: JC/MM
PROJECT MANAGER: DG
CHECKED BY: RD

OVERALL FLOOR PLAN - LEVEL 2

S-102

© COPYRIGHT 2022 MAXSON ENGINEERING

DESIGNERS: Enter Designers Name Here
LEAD REVIT TECH:MIKE MATA
DATE PRINTED:1/31/2024 6:27:39 PM
FILE PATH: Autodesk Docs://NIST B2 AS-BUILT_R2023/295.S01-NIST B2 AS-BUILT S22.rvt

MM JOB # 23.1295.S.01
PRINCIPAL:MIKE GOLDSTEIN
EOR:Enter EOR's Name Here
PROJECT MANAGER: DIANA GALOFARO

THE ORIGINAL OF THIS DRAWING IS 30" X 42". IF THIS COPY IS ANY OTHER SIZE, IT HAS EITHER BEEN REDUCED OR ENLARGED.

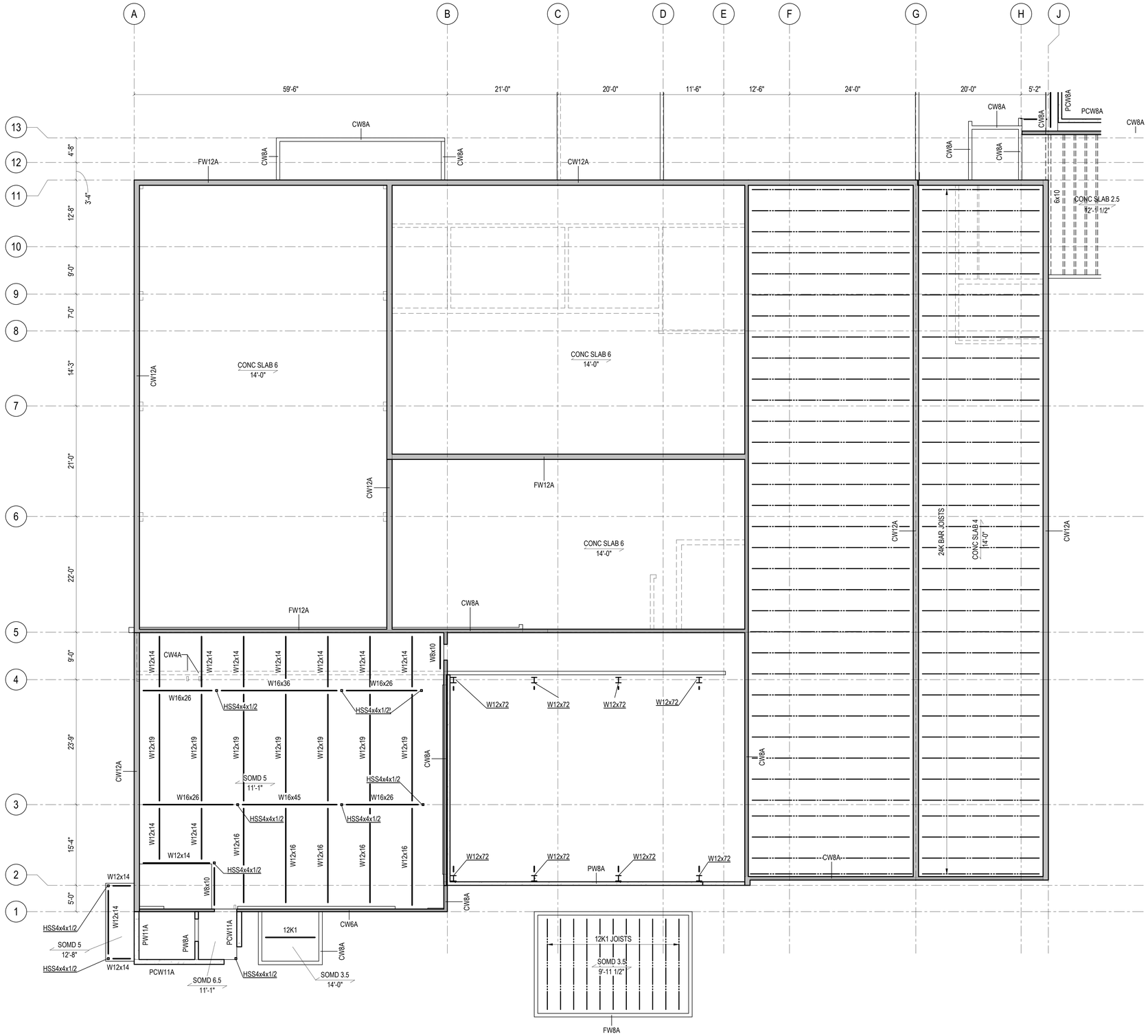

NOTES:

1. THESE DOCUMENTS WERE CREATED TO ASSIST THE FUTURE DESIGN BUILDER IN THE SEQUENCED DEMOLITION AND WAS CREATED WITH AVAILABLE EXISTING BUILDING DRAWINGS AND VISUAL OBSERVATIONS FOR GENERAL CONFORMANCE ON SITE.
2. NOT ALL STRUCTURAL ITEMS WERE READILY VISIBLE DURING ONSITE OBSERVATIONS. NO NONDESTRUCTIVE OR DESTRUCTIVE TESTING WAS USED AND SELECTIVE DEMOLITION WAS NOT PERFORMED AT THE TIME THESE DRAWINGS WERE CREATED.
3. THE FUTURE DESIGN BUILD TEAM, ALONG WITH THEIR CONSTRUCTION ENGINEER, WILL NEED TO EVALUATE THE APPROPRIATE SEQUENCE FOR THE DEMOLITION OF B2 AND SHOULD FIELD VERIFY CONDITIONS.

1 OVERALL LEVEL 2 PLAN-AREA A

1/8" = 1'-0"

NORTH

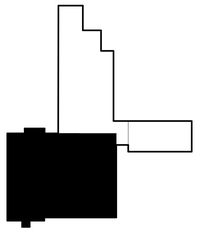

THE ORIGINAL OF THIS DRAWING IS 30" X 42". IF THIS COPY IS ANY OTHER SIZE, IT HAS EITHER BEEN REDUCED OR ENLARGED.

DESIGNERS: Enter Designers Name Here
LEAD REVIT TECH:MIKE MATA
DATE PRINTED:1/31/2024 4:27:39 PM
FILE PATH: Autodesk Docs://NIST B2-AS-BUILT_R2023/1295.S.01-NIST B2-AS-BUILT-S22.rvt

MM JOB # 23.1295.S.01
PRINCIPAL:MIKE GOLDSTEIN
EOR:Enter EOR's Name Here
PROJECT MANAGER: DANA GALOFARO

NIST
National Institute of Standards and Technology
U.S. Department of Commerce

MAXSON ENGINEERING
maxsonengineering.com
303-933-2700
Project # 21044

MARTIN/MARTIN CONSULTING ENGINEERS
303.431.6100 martinmartin.com

DESIGN TEAM

MECHANICAL/ELECTRICAL
MAXSON ENGINEERING
8307 SHAFFER PARKWAY, SUITE 200
LITTLETON, CO 80127
303-933-2700

ARCHITECT
G2 DESIGN
10920 W. ALAMEDA AVE., SUITE 100
LAKEWOOD, CO 80215
720-502-4156

STRUCTURAL
MARTIN/MARTIN, INC.
12499 W. COLFAX AVE.
LAKEWOOD, CO 80215
303-431-6100

BUILDING 2 - AS-BUILT DRAWINGS

325 BROADWAY
BOULDER, CO 80305

REVISION HISTORY	DATE
30% As-Built Drawings	11/03/2023
60% As-Built Drawings	12/08/2023
95% As-Built Drawings	01/16/2024
100% As-Built Drawings	02/02/2024

DESIGNED BY: JC/MM
PROJECT MANAGER: DG
CHECKED BY: RD

ENLARGED FLOOR PLAN - LEVEL 2 - AREA A

© COPYRIGHT 2022 MAXSON ENGINEERING

S-102A

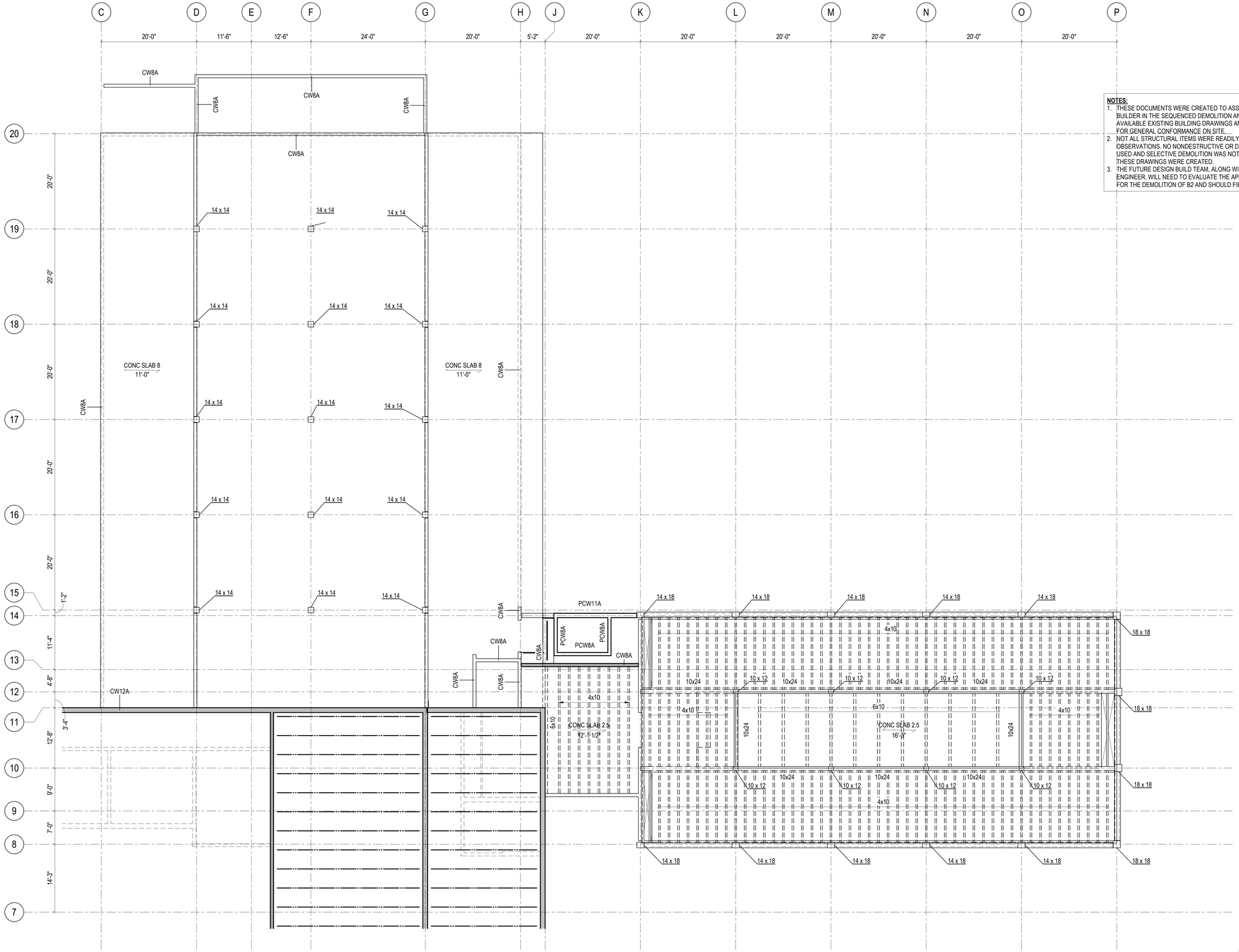

1 **OVERALL LEVEL 2 PLAN -AREA B**

1/8" = 1'-0"

NORTH

NOTES:

1. THESE DOCUMENTS WERE CREATED TO ASSIST THE FUTURE DESIGN BUILDER IN THE SEQUENCED DEMOLITION AND WAS CREATED WITH AVAILABLE EXISTING BUILDING DRAWINGS AND VISUAL OBSERVATIONS FOR GENERAL CONFORMANCE ON SITE.
2. NOT ALL STRUCTURAL ITEMS WERE READILY VISIBLE DURING ONSITE OBSERVATIONS. NO NONDESTRUCTIVE OR DESTRUCTIVE TESTING WAS USED AND SELECTIVE DEMOLITION WAS NOT PERFORMED AT THE TIME THESE DRAWINGS WERE CREATED.
3. THE FUTURE DESIGN BUILD TEAM, ALONG WITH THEIR CONSTRUCTION ENGINEER, WILL NEED TO EVALUATE THE APPROPRIATE SEQUENCE FOR THE DEMOLITION OF B2 AND SHOULD FIELD VERIFY CONDITIONS.

NIST
National Institute of Standards and Technology
U.S. Department of Commerce

MAXSON ENGINEERING
maxsonengineering.com
303-933-2700
Project # 21044

MARTIN/MARTIN CONSULTING ENGINEERS
303.431.6100 martinmartin.com

DESIGN TEAM

MECHANICAL/ELECTRICAL
MAXSON ENGINEERING
8307 SHAFFER PARKWAY, SUITE 200
LITTLETON, CO 80127
303-933-2700

ARCHITECT
G2 DESIGN
10920 W. ALAMEDA AVE., SUITE 100
LAKEWOOD, CO 80215
720-502-4156

STRUCTURAL
MARTIN/MARTIN, INC.
12499 W. COLFAX AVE.
LAKEWOOD, CO 80215
303-431-6100

BUILDING 2 - AS-BUILT DRAWINGS

325 BROADWAY
BOULDER, CO 80305

REVISION HISTORY	DATE
30% As-Built Drawings	11/03/2023
60% As-Built Drawings	12/08/2023
95% As-Built Drawings	01/16/2024
100% As-Built Drawings	02/02/2024

DESIGNED BY: JC/MM
PROJECT MANAGER: DG
CHECKED BY: RD

ENLARGED FLOOR PLAN - LEVEL 2 - AREA B

S-102B

© COPYRIGHT 2022 MAXSON ENGINEERING

DESIGNERS: Enter Designers Name Here
LEAD REVIT TECH:MIKE MATA
DATE PRINTED:1/31/2024 4:27:39 PM
FILE PATH: Autodesk Docs://NIST B2 AS-BUILT_R2023/1295 S-01 NIST B2 AS-BUILT S-102.rvt

MM JOB # 23.1295.S.01
PRINCIPAL:MIKE GOLDSTEIN
EOR:Enter EOR's Name Here
PROJECT MANAGER: DANA GALOFARO

THE ORIGINAL OF THIS DRAWING IS 30" X 42". IF THIS COPY IS ANY OTHER SIZE, IT HAS EITHER BEEN REDUCED OR ENLARGED.

NOTES:

1. THESE DOCUMENTS WERE CREATED TO ASSIST THE FUTURE DESIGN BUILDER IN THE SEQUENCED DEMOLITION AND WAS CREATED WITH AVAILABLE EXISTING BUILDING DRAWINGS AND VISUAL OBSERVATIONS FOR GENERAL CONFORMANCE ON SITE.
2. NOT ALL STRUCTURAL ITEMS WERE READILY VISIBLE DURING ONSITE OBSERVATIONS. NO NONDESTRUCTIVE OR DESTRUCTIVE TESTING WAS USED AND SELECTIVE DEMOLITION WAS NOT PERFORMED AT THE TIME THESE DRAWINGS WERE CREATED.
3. THE FUTURE DESIGN BUILD TEAM, ALONG WITH THEIR CONSTRUCTION ENGINEER, WILL NEED TO EVALUATE THE APPROPRIATE SEQUENCE FOR THE DEMOLITION OF B2 AND SHOULD FIELD VERIFY CONDITIONS.

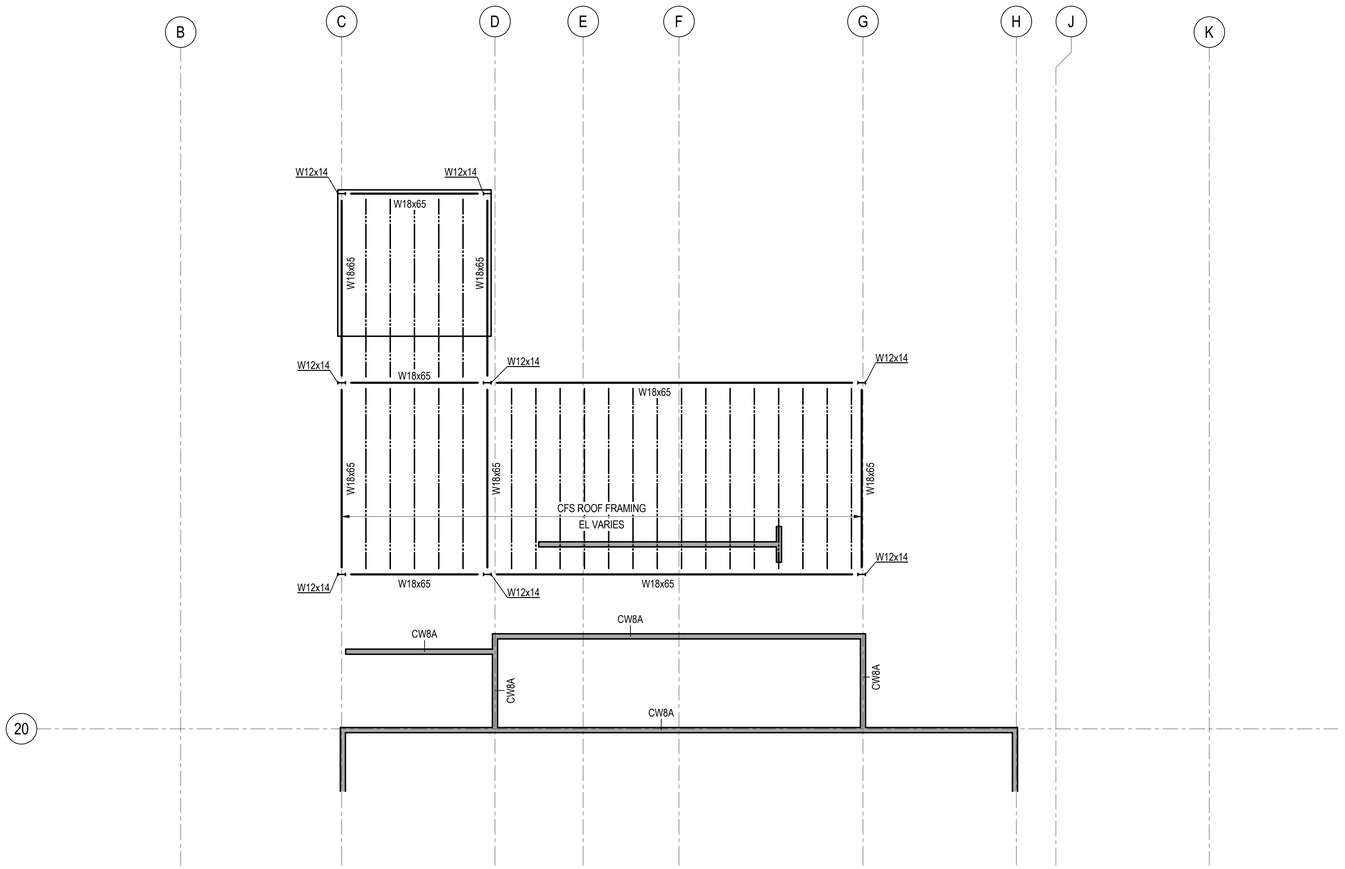

1 ENLARGED CHEMICAL STORAGE LEVEL 2

1/8" = 1'-0"

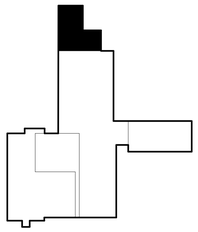

THE ORIGINAL OF THIS DRAWING IS 30" X 42". IF THIS COPY IS ANY OTHER SIZE, IT HAS EITHER BEEN REDUCED OR ENLARGED.

MM JOB # 23.1295.S.01
PRINCIPAL: MIKE GOLDSTEIN
EOR Enter EOR's Name Here
PROJECT MANAGER: DIANA GALOPAKO

DESIGNERS: Enter Designers Name Here
LEAD REVIT TECH:MIKE MATA
DATE PRINTED: 1/31/2024 6:27:40 PM
FILE PATH: Autodesk Docs://NIST B2 AS-BUILT_R2023/1295.S.01-NIST B2-AS-BUILT-S02.rvt

NIST
National Institute of Standards and Technology
U.S. Department of Commerce

MAXSON ENGINEERING
maxsonengineering.com
303-933-2700
Project # 21044

MARTIN/MARTIN CONSULTING ENGINEERS
303.431.6100
martinmartin.com

DESIGN TEAM

MECHANICAL/ELECTRICAL
MAXSON ENGINEERING
8307 SHAFFER PARKWAY, SUITE 200
LITTLETON, CO 80127
303-933-2700

ARCHITECT
G2 DESIGN
10920 W. ALAMEDA AVE., SUITE 100
LAKEWOOD, CO 80215
720-502-4156

STRUCTURAL
MARTIN/MARTIN, INC.
12499 W. COLFAX AVE.
LAKEWOOD, CO 80215
303-431-6100

BUILDING 2 - AS-BUILT DRAWINGS

325 BROADWAY
BOULDER, CO 80305

REVISION HISTORY	DATE
30% As-Built Drawings	11/03/2023
60% As-Built Drawings	12/08/2023
95% As-Built Drawings	01/16/2024
100% As-Built Drawings	02/02/2024

DESIGNED BY: JC/MM
PROJECT MANAGER: DLG
CHECKED BY: RD

ENLARGED CHEMICAL STORAGE AREA - LEVEL 2

© COPYRIGHT 2022 MAXSON ENGINEERING

S-102C



NOTES:

1. THESE DOCUMENTS WERE CREATED TO ASSIST THE FUTURE DESIGN BUILDER IN THE SEQUENCED DEMOLITION AND WAS CREATED WITH AVAILABLE EXISTING BUILDING DRAWINGS AND VISUAL OBSERVATIONS FOR GENERAL CONFORMANCE ON SITE.
2. NOT ALL STRUCTURAL ITEMS WERE READILY VISIBLE DURING ONSITE OBSERVATIONS. NO NONDESTRUCTIVE OR DESTRUCTIVE TESTING WAS USED AND SELECTIVE DEMOLITION WAS NOT PERFORMED AT THE TIME THESE DRAWINGS WERE CREATED.
3. THE FUTURE DESIGN BUILD TEAM, ALONG WITH THEIR CONSTRUCTION ENGINEER, WILL NEED TO EVALUATE THE APPROPRIATE SEQUENCE FOR THE DEMOLITION OF B2 AND SHOULD FIELD VERIFY CONDITIONS.

1 OVERALL ROOF PLAN

3/32" = 1'-0"

NORTH

THE ORIGINAL OF THIS DRAWING IS 30" X 42". IF THIS COPY IS ANY OTHER SIZE, IT HAS EITHER BEEN REDUCED OR ENLARGED.

DESIGNERS: Enter Designer's Name Here
LEAD REVIT TECH MIKE MATA
DATE PRINTED 1/31/2024 5:27:41 PM
FILE PATH: Autodesk Docs/NIST B2 AS-Built_D2023.1306.S.01/NIST B2 AS-BUILT_S22.rvt

MM JOB # 23.1296.S.01
PRINCIPAL: MIKE GOLDSTEIN
EOR Enter EOR's Name Here
PROJECT MANAGER: DIANA GALOFIARO

NIST
National Institute of Standards and Technology
U.S. Department of Commerce

MAXSON ENGINEERING
maxsonengineering.com
303-933-2700
Project # 21044

MARTIN/MARTIN CONSULTING ENGINEERS
303.431.6100 martinmartin.com

DESIGN TEAM

MECHANICAL/ELECTRICAL
MAXSON ENGINEERING
8307 SHAFFER PARKWAY, SUITE 200
LITTLETON, CO 80127
303-933-2700

ARCHITECT
G2 DESIGN
10920 W. ALAMEDA AVE., SUITE 100
LAKEWOOD, CO 80215
720-502-4156

STRUCTURAL
MARTIN/MARTIN, INC.
12499 W. COLFAX AVE.
LAKEWOOD, CO 80215
303-431-6100

BUILDING 2 - AS-BUILT DRAWINGS

325 BROADWAY
BOULDER, CO 80305

REVISION HISTORY	DATE
30% As-Built Drawings	11/03/2023
60% As-Built Drawings	12/08/2023
95% As-Built Drawings	01/16/2024
100% As-Built Drawings	02/02/2024

DESIGNED BY: JC/MM
PROJECT MANAGER: DG
CHECKED BY: RD

OVERALL ROOF PLAN

© COPYRIGHT 2022 | MAXSON ENGINEERING

S-103

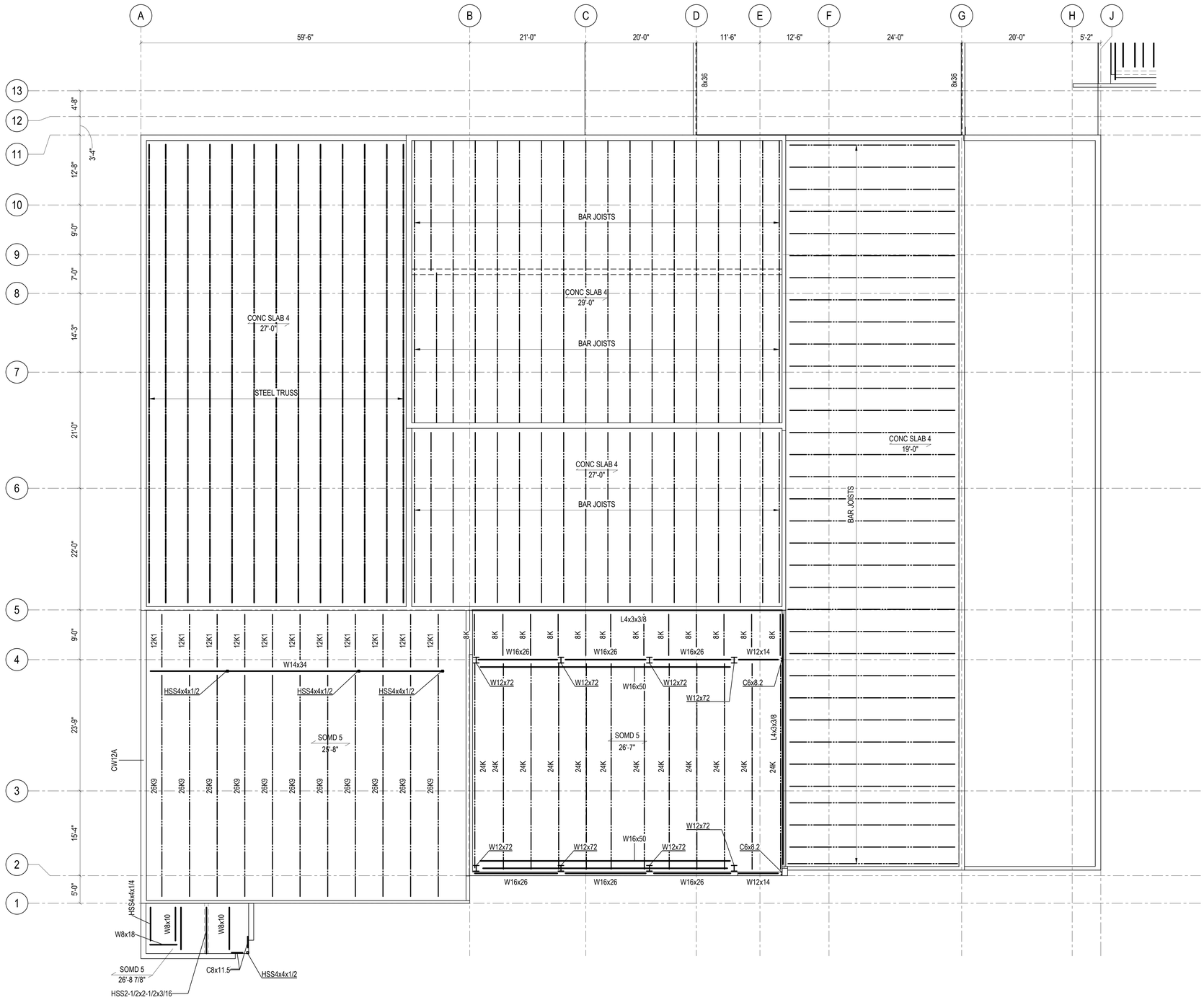

NOTES:

1. THESE DOCUMENTS WERE CREATED TO ASSIST THE FUTURE DESIGN BUILDER IN THE SEQUENCED DEMOLITION AND WAS CREATED WITH AVAILABLE EXISTING BUILDING DRAWINGS AND VISUAL OBSERVATIONS FOR GENERAL CONFORMANCE ON SITE.
2. NOT ALL STRUCTURAL ITEMS WERE READILY VISIBLE DURING ONSITE OBSERVATIONS. NO NONDESTRUCTIVE OR DESTRUCTIVE TESTING WAS USED AND SELECTIVE DEMOLITION WAS NOT PERFORMED AT THE TIME THESE DRAWINGS WERE CREATED.
3. THE FUTURE DESIGN BUILD TEAM, ALONG WITH THEIR CONSTRUCTION ENGINEER, WILL NEED TO EVALUATE THE APPROPRIATE SEQUENCE FOR THE DEMOLITION OF B2 AND SHOULD FIELD VERIFY CONDITIONS.

1 OVERALL ROOF PLAN-AREA A

1/8" = 1'-0"

NORTH

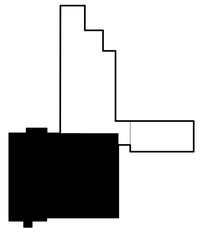

THE ORIGINAL OF THIS DRAWING IS 30" X 42". IF THIS COPY IS ANY OTHER SIZE, IT HAS EITHER BEEN REDUCED OR ENLARGED.

DESIGNERS: Enter Designers Name Here
LEAD REVIT TECH:MIKE MATA
DATE PRINTED:1/31/2024 4:27:42 PM
FILE PATH: Autodesk Docs://NIST B2 AS-BUILT_R2023/1295.S.01-NIST B2 AS-BUILT-S22.rvt

MM JOB # 23.1295.S.01
PRINCIPAL:MIKE GOLDSTEIN
EOR:Enter EOR's Name Here
PROJECT MANAGER: DANA GALGFARO

NIST
National Institute of Standards and Technology
U.S. Department of Commerce

MAXSON ENGINEERING
maxsonengineering.com
303-933-2700
Project # 21044

MARTIN/MARTIN CONSULTING ENGINEERS
303.431.6100
martinmartin.com

DESIGN TEAM

MECHANICAL/ELECTRICAL
MAXSON ENGINEERING
8307 SHAFFER PARKWAY, SUITE 200
LITTLETON, CO 80127
303-933-2700

ARCHITECT
G2 DESIGN
10920 W. ALAMEDA AVE., SUITE 100
LAKEWOOD, CO 80215
720-502-4156

STRUCTURAL
MARTIN/MARTIN, INC.
12499 W. COLFAX AVE.
LAKEWOOD, CO 80215
303-431-6100

BUILDING 2 - AS-BUILT DRAWINGS

325 BROADWAY
BOULDER, CO 80305

REVISION HISTORY	DATE
30% As-Built Drawings	11/03/2023
60% As-Built Drawings	12/08/2023
95% As-Built Drawings	01/16/2024
100% As-Built Drawings	02/02/2024

DESIGNED BY: JC/MM
PROJECT MANAGER: DG
CHECKED BY: RD

ENLARGED ROOF PLAN - AREA A

© COPYRIGHT 2022 MAXSON ENGINEERING

S-103A

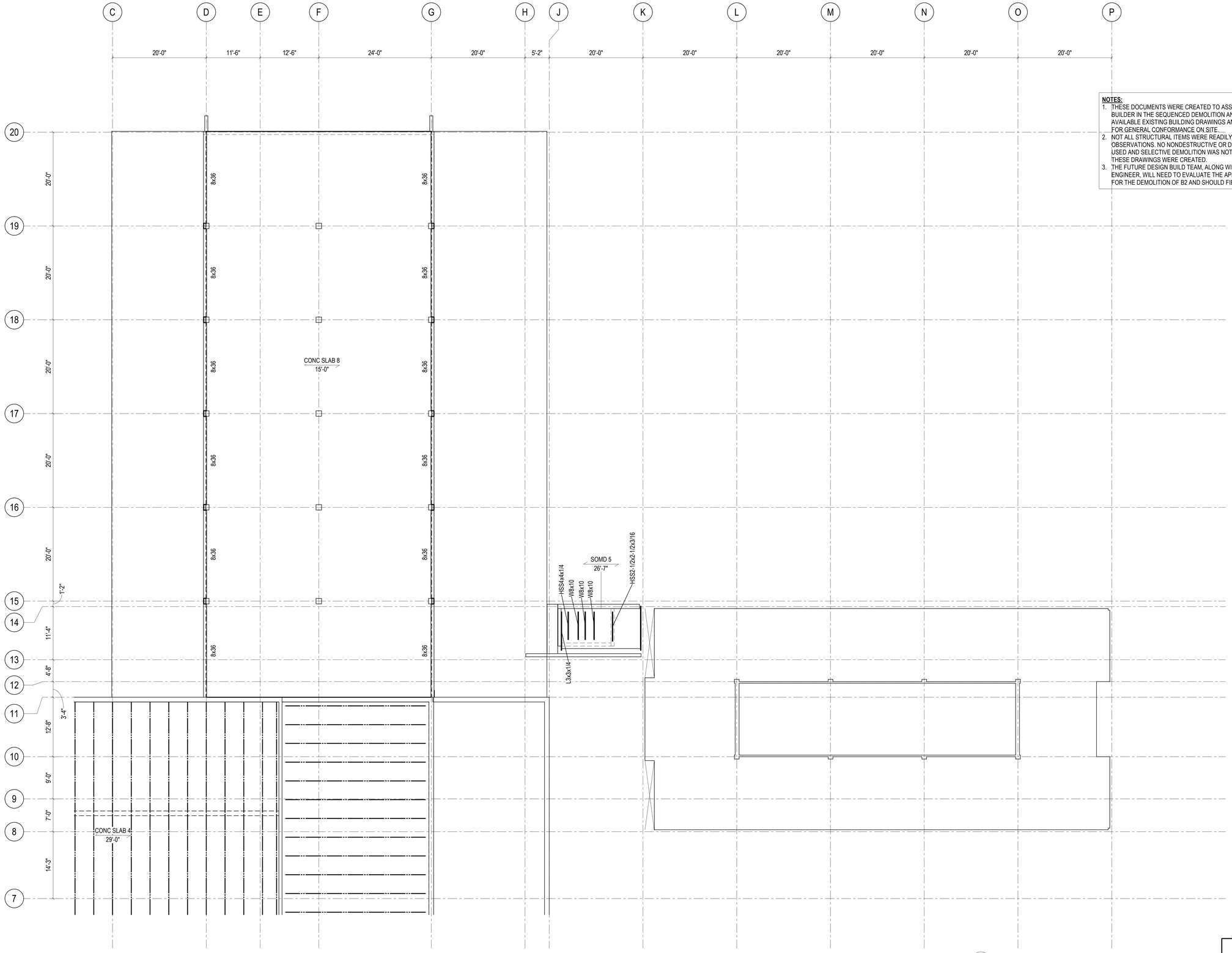

1 **OVERALL ROOF PLAN-AREA B**

1/8" = 1'-0"

THE ORIGINAL OF THIS DRAWING IS 30" X 42". IF THIS COPY IS ANY OTHER SIZE, IT HAS EITHER BEEN REDUCED OR ENLARGED.

NOTES:

1. THESE DOCUMENTS WERE CREATED TO ASSIST THE FUTURE DESIGN BUILDER IN THE SEQUENCED DEMOLITION AND WAS CREATED WITH AVAILABLE EXISTING BUILDING DRAWINGS AND VISUAL OBSERVATIONS FOR GENERAL CONFORMANCE ON SITE.
2. NOT ALL STRUCTURAL ITEMS WERE READILY VISIBLE DURING ONSITE OBSERVATIONS. NO NONDESTRUCTIVE OR DESTRUCTIVE TESTING WAS USED AND SELECTIVE DEMOLITION WAS NOT PERFORMED AT THE TIME THESE DRAWINGS WERE CREATED.
3. THE FUTURE DESIGN BUILD TEAM, ALONG WITH THEIR CONSTRUCTION ENGINEER, WILL NEED TO EVALUATE THE APPROPRIATE SEQUENCE FOR THE DEMOLITION OF B2 AND SHOULD FIELD VERIFY CONDITIONS.

NIST
National Institute of Standards and Technology
U.S. Department of Commerce

MAXSON ENGINEERING
maxsonengineering.com
303-933-2700
Project # 21044

MARTIN/MARTIN CONSULTING ENGINEERS
303.431.6100
martinmartin.com

DESIGN TEAM

MECHANICAL/ELECTRICAL
MAXSON ENGINEERING
8307 SHAFFER PARKWAY, SUITE 200
LITTLETON, CO 80127
303-933-2700

ARCHITECT
G2 DESIGN
10920 W. ALAMEDA AVE., SUITE 100
LAKEWOOD, CO 80215
720-502-4156

STRUCTURAL
MARTIN/MARTIN, INC.
12499 W. COLFAX AVE.
LAKEWOOD, CO 80215
303-431-6100

BUILDING 2 - AS-BUILT DRAWINGS

325 BROADWAY
BOULDER, CO 80305

REVISION HISTORY	DATE
30% As-Built Drawings	11/03/2023
60% As-Built Drawings	12/08/2023
95% As-Built Drawings	01/16/2024
100% As-Built Drawings	02/02/2024

DESIGNED BY: JC/MM
PROJECT MANAGER: DG
CHECKED BY: RD

ENLARGED ROOF PLAN - AREA B

© COPYRIGHT 2022 / MAXSON ENGINEERING

S-103B

DESIGNER: Enter Designer's Name Here
LEAD REVIT TECH MIKE MATA
DATE PRINTED 1/31/2024 6:27:42 PM
FILE PATH: Autodesk Docs:/NIST B2 AS-Built_D22/23.1205.S.01-NIST B2 AS-Built_TS22.rvt

MM JOB # 23.1205.S.01
PRINCIPAL: MIKE GOLDSTEIN
EOR Enter EOR's Name Here
PROJECT MANAGER: DIANA GALOPSARO